

NORTH TEXAS FOOTBALL

North Texas Athletic Communications

Football Contact: Steven Bartolotta • e-mail - steven.bartolotta@unt.edu • office - 940-369-8329 • cell 817-300-1931
 Football Contact: Eric Capper • e-mail - eric.capper@unt.edu • office - 940-565-2476 • cell 940-367-0727

SCHEDULE/RESULTS

SEPTEMBER

12	AT SMU (ESPN 3)	L, 31-13
19	VS. RICE* (FCS)	L, 38-24
26	AT IOWA (ESPN U)	L, 62-16

OCTOBER

3	AT SOUTHERN MISS* (FCS)	L, 49-14
10	VS. PORTLAND STATE	4 P.M.
15	VS. WKU* (CBS)	6:30 P.M.
24	AT MARSHALL* (FCS)	2:30 P.M.
31	VS. UTSA* (ASN)	6 P.M.

NOVEMBER

7	AT LOUISIANA TECH* (FCS)	2:30 P.M.
14	AT TENNESSEE	TBA
21	AT MTSU* (ASN)	11 A.M.
28	VS. UTEP* (FSN)	TBA

*CONFERENCE USA GAME

ALL TIMES CENTRAL

FSN - FOX SPORTS

FCS - FOX COLLEGE SPORTS

CBS - CBS COLLEGE SPORTS

ASN - AMERICAN SPORTS NETWORK

NORTH TEXAS COACHING STAFF

Head Coach:	Dan McCarney
Associate HC/OC	Mike Canales*
Defensive Coordinator/LB's	Chris Cosh
Wide Receivers	Mike Grant
RB's/Special Teams	Tommy Perry
Tight Ends	Nick Quartaro*
Offensive Line	Mike Simmonds
Defensive Line	Kevin Patrick
Safeties	Perry Carter*
Cornerbacks	LaMarcus Hicks

*- In the press box on game day

RADIO: MEAN GREEN RADIO NETWORK

Dave Barnett, play-by-play

Hank Dickenson, analyst

KNTU 88.1 FM (Denton)

KHYI 95.3 FM (Dallas/Fort Worth)

KGAF 1580 AM (Gainesville)

TELEVISION: NONE

Follow us on Twitter
twitter.com/MeanGreenFB

Like our page on Facebook
facebook.com/MeanGreenFB



North Texas Mean Green

Record: 0-4 C-USA: 0-2

Head Coach: Dan McCarney, fifth season

NT record: 22-31 • Record vs. PSU: 0-0 •
 Career record: 78-116 (17th season)



Portland State Vikings

Record: 3-1 Big Sky: 1-1

Interim HC: Bruce Barnum, 1st season

PSU record: 3-1 • Record vs. NT: 0-0 •
 Career record: 3-1 (1st season)

Game Information

Venue: Apogee Stadium

Capacity: 30,850

Playing Surface: Sportexe PowerBlade

Series Record: First meeting

Last Meeting: First meeting

In Denton: First meeting

Radio: KHYI 95.3 FM

KNTU 88.1 FM

KGAF 1580 AM

Webcast: www.MeanGreenSports.com

Live Stats: www.MeanGreenSports.com

HOMECOMING FOR NORTH TEXAS SHOOTING FOR FIRST WIN AGAINST PSU

→ North Texas is back at home to begin a stretch of three of the next four games at Apogee Stadium, starting with at homecoming date with Portland State. The Mean Green is 0-4 and looking to avoid its first 0-5 start to a year since 2008. Portland State, a member of the Big Sky Conference, dropped its first game of the season to North Dakota, but is 3-1 on the year including a win at Washington State. The Vikings are ranked No. 23 in the FCS top-25. The two teams have never met.

→ North Texas holds an 8-0 record against FCS schools since rejoining the FBS level, including a 2-0 mark under Dan McCarney, defeating Nicholls State by a score of 77-3 in the last such matchup.

→ North Texas committed a season-low one turnover but lost the turnover battle for the fourth consecutive game against Southern Miss. For the season, North Texas minus-six, which ranks 10th in Conference USA and 113th nationally. In two of the four games this season, NT has yet to cause one turnover. In the previous four seasons under Dan McCarney, the Mean Green failed to cause a turnover in only six of the 49 games.

→ Running back Jeffrey Wilson rushed for a career-high 136 on a career-high 22 carries against Southern Miss. It was the most rushing yards in a game since Brandin Byrd ran for 251 against Tulsa in 2013. It was his second career 100-yard rushing game, and in two of the last games Wilson has played he has rushed for over 100 yards.

→ QB DaMarcus Smith saw his first extended period of playing time for North Texas at Southern Miss. While he finished 3-for-11, he did complete a 61-yard pass to Carlos Harris, which is the second longest passing play for NT since 2013.

→ Carlos Harris notched his fifth 100-yard receiving game with 136 yards and nine grabs against Southern Miss. He's averaging seven catches a game and could threaten the all-time receptions mark of 229 set by Casey Fitzgerald. He is 66 grabs away from him. Harris is also one of just 17 active players in the nation that have thrown, caught and run for a TD.

→ The Mean Green is looking for its first win of the season, and homecoming could be the right tonic. NT is 42-22-1 in homecoming games and has won two straight.

→ The turnover bug has gotten to North Texas the first three-games. NT is a -6 on the year and has 11 turnovers on the year, that have led to 44 points in three games. Under Dan McCarney, NT has won the turnover battle in 27 games, and won 18 of those. When losing the turnover battle under McCarney, the Mean Green is just 1-17.

→ Dan McCarney has 22 career victories as the head coach at North Texas, which puts him in eighth place all-time at NT. He needs just one more win to tie Theron Fouts for seventh place. The SMU game was McCarney's 50th game at North Texas. He is only the seventh coach in school history to reach that mark and just the third since Hayden Fry.

NORTH TEXAS FOOTBALL

NORTH TEXAS QUICK FACTS

LOCATION	DENTON, TEXAS
FOUNDED	1890
PRESIDENT	DR. NEAL SMATRESK
ENROLLMENT	37,323
FOUNDED	1890
ATHLETIC DIRECTOR.....	RICK VILLARREAL
NICKNAME	MEAN GREEN
COLORS	GREEN AND WHITE
HOME FIELD	APOGEE STADIUM
CAPACITY.....	30,850
SURFACE	ARTIFICIAL
FIRST YEAR OF FOOTBALL.....	1913
YEARS OF FOOTBALL	100
CONFERENCE	CONFERENCE USA
HEAD COACH.....	DAN MCCARNEY
OVERALL RECORD	78-116 (17TH SEASON)
RECORD AT NORTH TEXAS ...	22-31 (5TH SEASON)
PRIMARY OFFENSE.....	MULTIPLE
PRIMARY DEFENSE.....	4-3

MEAN GREEN TEAM RECORD

OVERALL.....	492-482-33
HOME	263-144-12
AWAY.....	226-333-21
NEUTRAL.....	3-5
SINCE DIV. I-A (1995).....	82-157
APOGEE STADIUM RECORD	16-8

VERSUS OTHER FBS CONFERENCES

AAC	1-1
ACC	0-3
BIG EAST	0-1
BIG 12	7-58
BIG 10.....	1-2
CONFERENCE USA.....	41-59-1
INDEPENDENT.....	2-3
MID-AMERICAN.....	3-5
MOUNTAIN WEST.....	7-15
PAC-12	2-4
SEC	3-35
SUN BELT.....	41-46
WAC.....	34-75-2

TEAM STREAKS

WINS	0
HOME WINS	0
AWAY WINS	0
C-USA WINS.....	0
LOSSES.....	5
HOME LOSSES.....	1
AWAY LOSSES.....	9
NON-CONFERENCE WINS.....	0
NON-CONFERENCE LOSSES	3

THE MEAN GREEN

ALL NORTH TEXAS ATHLETIC TEAMS ARE REFERRED TO AS "NORTH TEXAS" AND THE "MEAN GREEN." DO NOT USE THE TERMS "UNT," "NORTH TEXAS STATE," OR "EAGLES", TO DESCRIBE A NORTH TEXAS ATHLETIC TEAM.

MEDIA AVAILABILITY FOR WEEK 5

MONDAY	5	TUESDAY	6	WEDNESDAY	7	THURSDAY	8	FRIDAY	9	SATURDAY	10	SUNDAY	1
Dan McCarney Press Conference 11:30 a.m.		Practice at Athletic Center		Practice at Athletic Center		Practice at Athletic Center		Walk-thru at Athletic Center		Kickoff with Portland State at 4:00 p.m.		Player Conditioning at the Athletic Center	
Bill Mercer Press Club, 5th floor in Apogee Stadium		Dan McCarney available for out of town media		Dan McCarney available for out of town media		Dan McCarney available for out of town media		No player availability					
Only day for player availability 12:00 p.m.				No player availability		No player availability							
Dan McCarney Radio Show at Rudy's BBQ in Denton, 7-8 p.m.													

THE MATCHUP BY THE NUMBERS

0 - The Mean Green secondary is still searching for its first interception of the year after four games. NT is one of only nine teams left in FBS without an interception on defense this season. Portland State enters the game ranked fourth in FCS with eight interceptions this season. The Vikings are also third in FCS in turnover margin and fourth in scoring defense.

12 - Through the first four games, the Mean Green has allowed 12 sacks on the year. Portland State has had the same issues, giving up 10 sacks through its first four games. In the last 16 games for NT, the offensive line has allowed 36 sacks. The previous 37 games, the Mean Green offensive line allowed a combined 32 sacks over three years. The two teams have combined for 13 sacks between them.

15:00 - The Mean Green has had trouble getting out of the locker room this season. NT is being outscored 28-6 in the first quarter of games and 51-17 in the third quarter. In 2014, it was the same problem as NT was outscored 100-62 in the first quarter and 108-57 in the third quarter. Portland State is outscoring its opponents 24-13 in the first quarter and 31-10 in the third quarters this season.

16 - Another area that has been a strength for Portland State has been penalties. They are third-fewest penalized team in FCS this season, with only 16 total flags this season. North Texas has been nearly as good, with a total of 24 penalties this season.

100 - Four different running backs for Portland State have over 100 yards rushing this season. The Vikings are averaging 205.5 yards a game on the ground this season, while the Mean Green rush defense has given up 230 yards a game. Conversely the Mean Green ground game, which has rushed for over 180 yards in two straight games, faces a Viking team allowing only 113 yards a game on the ground this season.

110 - The North Texas pass defense catches a slight break this week against Portland State. The Vikings come in averaging only 111.0 yards through the air this season. The Mean Green secondary is giving up 286 yards a game.

Head to Head North Texas vs. Portland State

0-4	Record	3-1
16.8	Scoring/Game	26.5
365.0	Total Offense	316.5
163.8	Rushing Offense	205.5
201.2	Passing Offense	111.0
516.8	Total Defense	318.2
230.0	Rushing Defense	113.0
286.8	Passing Defense	205.2
45.0	Points Allowed	12.5
7	Sacks	6
55.0	Penalties/Game	42.2
39%	3rd Down Conversion	34%
56%	4th Down Conversion	50%
-6	Turnover Margin	+8
19.4	Kickoff Returns	22.2
4.8	Punt Returns	5.7
43.9	Punting	40.4
25:07	Time of Possession	30:35

NORTH TEXAS FOOTBALL

MEAN GREEN NOTES

NORTH TEXAS MEDIA SERVICES

Who to contact:

Steven Bartolotta: 940-369-8329 (Office)
817-300-1931 (Cell)
E-mail: steven.bartolotta@unt.edu

Eric Capper: 940-565-2476 (Office)
940-367-0727 (Cell)
E-mail: eric.capper@unt.edu

Practice Coverage

Media has limited access to North Texas football practice. The media may view the first five periods of practices on Tuesday and Wednesday. The remaining practice is closed to all media and fans.

Credentials For Media

Those wishing to cover North Texas must contact Steven Bartolotta for credentials for home and away games.

Monday Press Conference

All player and coach interviews will be conducted at a press conference on Monday afternoon at the Athletic Center at 11:30 a.m. **Requests for players should be made in advance through the sports information office by Sunday at noon.** Players requested and unable to attend the press conference on Monday will be made available after practice on Tuesday. Special exemptions may be granted to those media wishing to interview a specific student-athlete before practice at the discretion of the media relations office.

Post-Practice Interviews

Interviews following practice will be conducted only for requested players not available at Monday's press conference. All out of town media with request for coach McCarney, assistant coaches or players must contact Steven Bartolotta.

Post-Game Interviews

The North Texas locker room is closed to all members of the media. Head coach Dan McCarney and requested players will be available for interviews following a brief cooling off period. Postgame interviews at Apogee Stadium will be held in the team meeting room in the Athletic Center.

2015 Team Captains

Offense: Andrew McNulty and Marcus Smith
Defense: Blake Bean and Anthony Wallace
Special Teams: Announced the week of the game

Lynn A Semifinalist For Campbell Trophy

North Texas senior fullback Jarrod Lynn was named a semifinalist by the National Football Foundation for the William V. Campbell Trophy. The National Football Foundation & College Hall of Fame announced the 135 semifinalists for the 2015 William V. Campbell Trophy, which recognizes an individual as the absolute best football scholar-athlete in the nation. Lynn is one of only 56 players from FBS football to be named a semifinalist and one of just three players from Conference USA. The NFF will announce 15 finalists on Oct. 29, and each of them will receive an \$18,000 postgraduate scholarship as a member of the NFF National Scholar-Athlete Class.

Very Mellow With Yellow

North Texas remains one of the least penalized teams in Conference USA. North Texas ranks fifth in Conference USA in both penalties per game (6.0) and penalty yards per game (55.0). The Mean Green had a season-low five penalties for just 40 yards against Southern Miss.

Walkons Making A Difference

Since he arrived, North Texas head coach Dan McCarney has built one of the nations most productive walkon programs. 34 players have been put on scholarship since 2011. Four players have been named all-conference: WR Darnell Smith (2013), center Kaydon Kirby (2013, Lombardi- and Rimington-Award nominee in 2015), DB Kenny Buyers (2013), punter Blake Macek (2013). Defensive lineman Brandon McCoy was the winner of the Armed Forces Merit Award in 2013 and, since 2011, walkons have made a total of 146 starts in four seasons. They have combined to rush for 1,686 yards and 19 TDs. The wide receivers have combined for 2,985 receiving yards and 13 touchdowns. In 2012, the top two receivers were walkons and three of the top-five were walkons. On defense since 2011, walkons have accounted for 400 tackles.

100th Season Of Football

2015 is the 100th season of North Texas football. The Mean Green enter the year needing eight wins to reach 500 victories in school history. Head coach Dan McCarney has 22 victories at NT, which ranks eighth all-time. With two more wins, he will pass Theron Fouts. If NT wins eight games, not only would that be the 500th victory, but McCarney would also move into sixth place for coaching wins at NT.

Award Candidates

Three North Texas players came out of the summer on five national award watch lists heading into the 2015 season. Junior center Kaydon Kirby, who has started 29 straight games as a former walkon, was named to the Rimington and Lombardi Award watch lists. WR Carlos Harris is the first NT player to be named to the Paul Hornung Award watch list and just the third Mean Green player to earn a Biletnikoff Award nomination. Not to be outdone, placekicker Trevor Moore was one of just 30 kickers nationwide and one of just two from C-USA to be named to the Lou Groza Award watch list.

Eight Is Enough

The Mean Green schedule is pretty daunting considering eight of the 12 opponents were bowl eligible in 2014 and five were bowl champions. NT has to face Marshall, Louisiana Tech and Tennessee on the road, all of which won their bowl games. The Mean Green still faces Iowa on the road (lost to Tennessee in a bowl game) and has Rice, WKU and UTEP at home. MTSU was bowl eligible in 2014, and NT faces the Blue Raiders on the road in November.

Three Named First-Team C-USA

Wide receiver Carlos Harris, center Kaydon Kirby and placekicker Trevor Moore were tabbed to the 2015 Conference USA preseason first-team. Harris and Moore were both C-USA honorable mention in 2014, and Moore was also named to the C-USA All-Freshman team. Kirby was a 2013 C-USA All-Freshman pick.

No Rest In 2015

North Texas had a bye week in the opening week of college football, but, following that open week, it faces a dozen weeks of football. NT plays 12-straight weeks without a break, which is tied for the third longest in the nation. Only two programs in the nation, Colorado and Hawai'i, will play 13 straight weeks without a bye in 2015.

Consecutive weeks with a game:

1. Colorado	13
Hawai'i	13
3. North Texas	12
Florida International	12
Massachusetts	12
Arizona	12

NORTH TEXAS FOOTBALL

MEAN GREEN OFFENSIVE NOTES

NORTH TEXAS CONSECUTIVE STARTS

KAYDON KIRBY, JR., OL.....	29
FRED SCOTT, JR., LB.....	16

collegepressbox.com
SINCE 2006 EVERYTHING BUT THE PRE-GAME MEAL

Collegepressbox.com is the official media website for Conference USA football. Access and download weekly game notes, quotes, statistics, media guides, headshots, logos and more for the conference and each of its member schools.

Login information will be distributed to accredited media or you can apply for a password by sending an e-mail to password@collegepressbox.com.

Ear It

North Texas has partnered with The Name Engine to provide pronunciations. By going to MeanGreenSports.com and clicking on the roster page, you can hear the pronunciation of selected Mean Green players.

By each individual will be an icon, click on the icon and you will hear the name of the player pronounced along with a phonetic spelling.

C-USA STANDINGS

East	Conference	Overall
WKU	2-0	4-1
Marshall	1-0	4-1
MTSU	1-0	2-3
FAU	1-0	1-3
Old Dominion	0-1	2-3
FIU	0-1	2-3
Charlotte	0-2	2-3
West	Conference	Overall
Southern Miss	1-0	3-2
UTSA	1-0	1-4
Rice	1-1	2-3
La Tech	1-1	3-2
UTEP	0-1	2-3
North Texas	0-1	0-3

Quick Hitters

North Texas ranks sixth in Conference USA in third-down conversion percentage (38.8 percent) and ranks fifth in fourth-down conversion percentage (55.6 percent)..... North Texas ranks fifth in Conference USA in both penalties per game (6.0) and penalty yards per game (55.0).....North Texas has only allowed 5.25 tackles for loss per game, the fourth-lowest rate in Conference USA..... Andrew McNulty has thrown for 174.8 yards per game, which ranks seventh in Conference USA. His 303-yard passing game against Rice is the 17th-most passing yards by a quarterback in Conference USA this season. If he had enough games played and attempts to qualify, Jeffrey Wilson would rank third in Conference USA and 31st nationally averaging 105.5 rushing yards per game.Carlos Harris ranks fourth in Conference USA in receptions per game (6.8) and third in receiving yards per game. He is one of 12 players nationally to rank in the top 20 in both receptions per game (18th) and receiving yards per game (15th).....Carlos Harris ranks ninth in Conference USA in all-purpose yards, averaging 108.3 all-purpose yards per game.

Targeting Harris

The fifth-most targeted player among all receivers nationally last season, Carlos Harris is fifth in Conference USA in receiving yards a game at 92.0. Harris is two catches away from moving into fourth place at North Texas with 163 career receptions after grabbing nine catches against USM. He needs 37 more catches to become just the second player in school history with 200. Harris jumped over Marcus Camper and Pete Harvey against Iowa in receiving yards for his career. He now stands eighth with 2,091 career receiving yards.

Career Receptions

1. Casey Fitzgerald	229
2. Johnny Quinn	187
3. David Brown	182
4. Pete Harvery	164
5. Carlos Harris	163

Career Receiving Yards

1. Johnny Quinn	2,718
2. Troy Redwine	2,567
3. Casey Fitzgerald	2,533
4. Ron Shanklin	2,465
5. David Brown	2,402
6. Barry Moore	2,183
7. John Love	2,124
8. Carlos Harris	2,091

The Magic Numbers

Under head coach Dan McCarney, when scores 30 points or more, North Texas is a perfect 16-0. When leading after three quarters, NT is 19-2 under McCarney. North Texas is 9-0 when allowing 10 points or less under McCarney, but, dating back to 1988, that streak is 37-straight wins when holding opponents to 10 points or less.

Red Zone Troubles

The North Texas offense, which last season was the best in the nation inside the red zone, is having trouble in 2015. The Mean Green is scoring just 70 percent of the time inside the red zone, which is 11th in C-USA and 117th nationally. North Texas has only been inside the red zone 10 times this year, but only three touchdowns to show for it. The Mean Green has four field goals, but two turnovers this season inside the red zone.

Red Zone Comparison

North Texas		
Times In RZ	PTS	TD's
10	33	3
Opponents		
Times in RZ	PTS	TD
23	125	17

First Down Woes

While North Texas is converting only 39 percent on 3rd down this season, digging deepening shows the trouble for the Mean Green offense on first-down has put them behind the chains. Of the 122 1st down plays run by North Texas this season, 70 of them have gone for five-yards or less, 57.3 percent. That has led to 44 3rd and long situations (3rd and 6 or more) of which North Texas has converted just 14-of-44, 31.8 percent.

One Final Act For The Jimmy Show

Antoinne Jimmerson moved into 13th place all-time in career rushing, carrying for 15 times against Iowa for 66 yards and giving him 1,794 career rushing yards. He scored his 23rd career touchdown against SMU and moved into seventh place all-time. He needs just 206 more yards to become the 11th running back in school history to reach 2,000 career yards.

Career Touchdowns

1. Lance Dunbar	49
2. Patrick Cobbs	38
3. Ron Shanklin	31
4. Ken Bahnsen	29
Scott Davis	29
6. Jamario Thomas	27
7. Antoinne Jimmerson	23

One Of The Biggest

True freshman offensive lineman Jordan Murray checks in at 6-9 and 359 pounds. He made his first start of his career against Rice, he's the first true freshman offensive lineman to start a game since Cyril Lemon in 2011. He also happens to be one of the biggest players in FBS football. He is tied for third-tallest player in the nation at 6-9, trailing two 6-10 players, but is the biggest player in the nation when it comes to being 6-9 or taller and 359 pounds.

NORTH TEXAS FOOTBALL

MEAN GREEN DEFENSE/SPECIAL TEAMS NOTES

MEAN GREEN'S RECORD WHEN:

LEADING AT THE HALF	0-0
TRAILING AT THE HALF	0-4
TIED AT THE HALF	0-0
LEADING AFTER THREE QUARTERS	0-1
TRAILING AFTER THREE QUARTERS	0-3
TIED AFTER THREE QUARTERS	0-0
SCORING FIRST	0-2
OPPONENT SCORES FIRST	0-2
RUNNING MORE PLAYS THAN OPPONENT	0-2
OPPONENT RUNS MORE PLAYS	0-2
SAME NUMBER OF PLAYS	0-0
COMMITTING MORE TURNOVERS	0-4
COMMITTING LESS TURNOVERS	0-0
TURNOVERS ARE EVEN	0-0
COMMITTING AT LEAST TWO TURNOVERS	0-3
WINNING TIME OF POSSESSION	0-0
OPPONENT WINS TIME OF POSSESSION	0-4
RUNNING 70 OR MORE OFF. PLAYS	0-2
RUNNING LESS THAN 70 OFF. PLAYS	0-2
RUSHING FOR 150 YARDS OR MORE	0-3
RUSHING FOR LESS THAN 150 YARDS	0-1
PASSING FOR 200 YARDS OR MORE	0-2
PASSING FOR LESS THAN 200 YARDS	0-2
PASSING % IS OVER 55%	0-1
PASSING % IS LESS THAN 55%	0-3
THIRD DOWN CONV. IS OVER 40%	0-1
THIRD DOWN CONV. IS LESS THAN 40%	0-3
GAINING MORE TOTAL YARDS THAN OPP	0-0
GAINING LESS TOTAL YARDS THAN OPP	0-4
PLAYING AT HOME	0-1
PLAYING ON THE ROAD	0-3
PLAYING ON NATURAL GRASS	0-0
PLAYING ON ARTIFICIAL SURFACE	0-4

UNDER DAN MCCARNEY:

LEADING AT THE HALF	17-2
TRAILING AT THE HALF	2-27
TIED AT THE HALF	3-2
LEADING AFTER THREE QUARTERS	19-2
TRAILING AFTER THREE QUARTERS	2-29
SCORING FIRST	13-8
OPPONENT SCORES FIRST	9-23
RUNNING MORE PLAYS THAN OPPONENT	15-14
OPPONENT RUNS MORE PLAYS	7-16
SAME NUMBER OF PLAYS	0-1
COMMITTING MORE TURNOVERS	1-19
COMMITTING LESS TURNOVERS	18-9
TURNOVERS ARE EVEN	3-3
COMMITTING AT LEAST TWO TURNOVERS	8-21
WINNING TIME OF POSSESSION	17-15
OPPONENT WINS TIME OF POSSESSION	5-16
RUNNING 70 OR MORE OFF. PLAYS	13-13
RUNNING LESS THAN 70 OFF. PLAYS	9-18
RUSHING FOR 150 YARDS OR MORE	17-9
RUSHING FOR LESS THAN 150 YARDS	5-22
RUSHING FOR 200 YARDS OR MORE	12-2
PASSING FOR 200 YARDS OR MORE	11-18
PASSING FOR LESS THAN 200 YARDS	11-13
PASSING % IS OVER 55%	14-15
PASSING % IS LESS THAN 55%	8-16
THIRD DOWN CONV. IS OVER 40%	14-7
THIRD DOWN CONV. IS LESS THAN 40%	8-24
WINNING TURNOVER MARGIN	18-9
SCORING 20 POINTS OR MORE	20-17
SCORING 30 POINTS OR MORE	16-0
SCORING 40 POINTS OR MORE	6-0
HOLDING OPP. TO 10 POINTS OR LESS	9-0
HOLDING OPP. TO 20 POINTS OR LESS	14-1
GAINING MORE TOTAL YARDS THAN OPP	18-4
GAINING LESS TOTAL YARDS THAN OPP	4-27
PLAY AT HOME	16-8
PLAYING ON THE ROAD	5-23
NEUTRAL SITE	1-0

Among The Nation's Tops In Stops

Kishawn McClain leads the nation averaging 8.8 solo tackles per game and also tallied a nation-best 14 solo tackles against Rice. He is followed closely behind by fellow safety James Gray ranks second in Conference USA and ranks sixth nationally averaging 7.0 solo tackles per game. They are one of two pairs of teammates (Salamo Fiso and Jordan Simone, Arizona State) who both rank among the top six tacklers in the nation. Kishawn McClain (2nd, 10.5 tackles/game) and James Gray (4th, 9.0 tackles/game) also rank among the top four tacklers in Conference USA. North Texas is one of seven teams nationally to have two tackles among its league's top four tacklers, along with Tulsa (AAC), Louisville (ACC), Bowling Green (MAC), Nevada (Mountain West), Georgia State and New Mexico State (Sun Belt).

Bringing The Heat

Jarrian Roberts ranks second in Conference USA and 12th nationally averaging 1.0 sacks per game. His career-high 3.0 sacks against Rice, tied for the most by a player in Conference USA this season and tied for the by a North Texas player since 1998. Roberts ranks third in Conference USA and 42nd nationally averaging 1.4 tackles for loss per game. His career-high 4.5 tackles for loss is the second-most by a Conference USA player this season.

3rd Down Woes

The North Texas defense has struggled to get off the field when it has been 3rd down this season. It hasn't been 1st or 2nd down that has put them in a hole, it has been 3rd and long (more than seven yards) that has given them trouble. The QB's in 3rd-and-long against NT this season have completed 21-of-24, 87.5 percent of their passes. 15 of those have gone for a 1st down, four of them have gone for touchdowns. Against the run on 3rd down, opponents have converted 15 times on 26 rushing attempts, 60 percent of the time.

Punt Return Troubles

North Texas the last two seasons, has been one of the best teams in the nation in punt returns and punt return coverage. 2015 hasn't been able to match the previous year's success yet. NT is averaging just 4.8 yards a punt return but is giving up 21.8 yards a return on punts. Punter Eric Keena has made it difficult for opponents to return kicks as he has pinned five of his 19 punts inside the 20-yard line, forced nine fair catches and had just one touchbacks.

Freshman All-America

Placekicker Trevor Moore earned freshman All-America honors after hitting 15-of-17 in field goals and he was a perfect 37-for-37 in PATs. He has made 42 straight PATs, leaving him 19 away from tying the school record Moore ranks 5th nationally among active kickers with a field goal percentage of 84.0. This season Moore has made 6-of-9 kicks. Moore was a Lou Groza Award nominee.

That Kid Is One Of A Kind

Darvin Kidsy was one of six players in FBS to return a punt and a kickoff for a touchdown in 2014. He's one of three active players who completed the feat in 2014. The other five players are Marcus Murphy (Missouri), Tyreek Hill (Oklahoma State), William Likely (Maryland), Isaiah McKenzie (Georgia) and Kaelin Clay (Utah). It marked the second-straight season NT had a player return both a punt and kickoff for a TD, as Brelan Chancellor accomplished the feat in 2013.

Can't Touch This

Dan McCarney has emphasized special teams since his arrival in 2011 and the North Texas punt team has delivered. North Texas has not had a single punt blocked in the Dan McCarney era. The last NT punt that was blocked was in 2010 by Rice, a streak that is currently at 61 games. That streak is the fourth longest in the nation.

School	Year	Games
UCLA	2008	84
Hawai'i	2008	82
Auburn	2009	82
North Texas	2010	63

Defense and Special Teams Getting Offensive

Since 2011 under Dan McCarney, NT has scored 21 times on defense or special teams. The Mean Green has 19 touchdowns and two safeties. The Mean Green has four blocked punts that resulted in TDs, two punt returns, one kickoff return, six interception returns for TD, and six fumble returns for a touchdown. Dating back to the 2010 season, the Mean Green has scored 21 touchdowns from either the defense or special teams, which ranks 16th in the nation. North Texas is one of only four non-Power-5 teams in the nation with 21 or more TDs since 2010. Only Houston (26), Boise State (24) and Fresno State (23) rank ahead of NT of schools from a non-Power-5 league. Oregon leads the nation since 2010 with 32.

NORTH TEXAS FOOTBALL

HEAD COACH DAN MCCARNEY

McCarney Quick Facts

Age: 62
Alma Mater: Iowa ('75)
NT Record: 22-31
 (fifth year)
Career Record: 78-116
 (17th year)
Playing Experience:
 Offensive lineman at Iowa (1971-74)
Family: Married to Margy. Has three children: Jillian, Melanie and Shane.



McCarney Coaching Experience

Year	School	Position
2011-Pres	North Texas	Head Coach
2008-10	Florida	Ast. HC/DL
2007	South Florida	Ast. HC/DL
1995-06	Iowa State	Head Coach
1990-94	Wisconsin	D. Coord./DL
1979-89	Iowa	Def. Line
1977-78	Iowa	Off. Line

McCarney Year-by-Year

Year	Overall	Conf.	Finish
1995*	3-8	1-6	T7th
1996*	2-9	1-7	6th
1997*	1-10	1-7	6th
1998*	3-8	1-7	T5th
1999*	4-7	1-7	T5th
2000*	9-3	5-3	3rd
2001*	7-5	4-4	3rd
2002*	7-7	4-4	3rd
2003*	2-10	0-8	6th
2004*	7-5	4-4	T1st
2005*	7-5	4-4	T2nd
2006*	4-8	1-7	6th
2011^	5-7	4-4	5th
2012	4-8	3-5	T6th
2013	9-4	6-2	T2nd
2014	4-8	2-6	5th
2015	0-4	0-2	
Totals:	78-116	42-88	

*-Iowa State

^-North Texas

McCarney Bowl Experience

1982: Rose	2000: Insight.com
1982: Peach	2001: Independence
1983: Gator	2002: Humanitarian
1984: Freedom	2004: Independence
1986: Rose	2005: EV1.Net Houston
1986: Holiday	2008: Brut Sun
1987: Holiday	2009: BCS National Title
1988: Peach	2010: Sugar
1994: Rose	2011: Outback
1994: Hall of Fame	2014: Heart of Dallas

Dan McCarney knows how to build football programs. He was a part of a historic turnaround at Iowa State, and now you can add North Texas to that list. McCarney has turned around North Texas and taken the program to heights that were unthinkable when he arrived in 2011.

On their way to the 2014 Heart of Dallas Bowl Championship, the Mean Green won nine games in 2013, tied for the second most in school history and just the sixth time in 100 years North Texas has won nine games. The season culminated with North Texas winning the 2014 Heart of Dallas Bowl 36-14 over UNLV on January 1.

In 2014 McCarney powered North Texas to a 43-6 win over rival SMU, just the fifth win for NT in 34 games against the Mustangs. North Texas posted 77 points in a game in 2014, the fourth-highest total in a game in school history. 2014 also saw one of McCarney's first recruits at North Texas, offensive lineman Cyril Lemon, earn his fourth straight all-conference honor as he was named to the Conference USA first-team.

Lemon was the only player in the nation to start 49 straight games and earn all-conference honors in four straight years.

McCarney led the Mean Green to a 6-2 record in the inaugural season in Conference USA, tying for second place and the second most conference wins in school history. Along the way, the Mean Green broke offensive, defensive, special teams and attendance records.

The Mean Green achieved the biggest single season turnaround since 1982-83. The North Texas offense set a new school record for total offense in a single season, topping the 5,000-yard mark for the first time. North Texas rushed for over 300-yards three times in 2013, which is the most in a season since 1959.



The North Texas defense allowed the fewest points per game since 2002, and tied for the second most sacks in school history.

McCarney is establishing a record of dominance at Apogee Stadium as North Texas has a home record of 16-7 at Apogee Stadium since 2011. The Mean Green went 5-1 at home in 2013, tying for the second most wins in school history. The three seasons before 2011, the Mean Green went just 1-16 at home.

McCarney has won 22 games at North Texas, which already ranks in the top-10 all-time as he enters the 2015 season eighth in coaching wins. McCarney reached 18 wins faster at North Texas than any coach since Rod Rust in 1967-69 after his first three seasons.

He has brought out the best individually at North Texas as the Mean Green had 12 players earn 14 spots on the C-USA all-conference team in 2013, the second most in school history. Brelan Chancellor became just the second player in league history to earn first-team all-conference honors as a kick and punt returner, and was the only player in the nation to rank in the top 10 in punt and kick returns in 2013.

The North Texas resurgence was fueled by all three phases: offense, defense and special teams. Under McCarney, the Mean Green ranked in the top 10 in the nation in 2013 in fourth down conversion defense (fifth), blocked kicks (first), blocked punts (first), blocked punts allowed (first), fumbles recovered (fourth), sacks allowed (seventh), punt returns (fifth), red zone defense (second), scoring defense (eighth), sacks (seventh) and turnovers (fourth).

With more than 30 years of college coaching experience, including 13 years as a head coach at Iowa State University, McCarney is an established leader. He came to North Texas after serving as the assistant head coach at the University of Florida where he had been since 2008. He helped win a national championship at Florida.

McCarney began his coaching career at the University of Iowa, where he was an assistant under Fry for 11 years. He continued his career as the defensive coordinator at the University of Wisconsin under Alvarez, directing some of the best defensive teams in that school's history. At Wisconsin, McCarney helped turn a team that had won 10 games in five years into a Big 10 Conference championship and Rose Bowl appearance in his fourth year.

McCarney took over as head coach at Iowa State in 1995, assuming responsibility of a program that had enjoyed just three winning seasons in the 16 years prior to his arrival. McCarney led Iowa State to five bowl games from 2000-05 and was named the Big 12 Conference Coach of the Year in 2004 when his team earned a Big 12 North championship.

NORTH TEXAS FOOTBALL

2015 GAME-BY-GAME RECAPS

Sept. 12, 2015 • Attendance: 25,401

Gerald J. Ford Stadium • Dallas, Texas

North Texas 13
SMU 31 

DALLAS - An inconsistent North Texas offense, which had rolled up and down the field a year ago against SMU, coughed and sputtered and struggled in Saturday night's season opener, losing two fumbles, throwing two interceptions, and failing to generate scoring chances or to take advantage of opportunities presented to it in a 31-13 loss to the Mustangs at Gerald J. Ford Stadium.

The North Texas defense generated three first-half turnovers of its own, stopped SMU three times inside the Mean Green five-yard line, and kept SMU quarterback Matt Davis under control for three quarters, but wore down and surrendered 21-straight points in a decisive fourth quarter.

"They outplayed us in the second half," North Texas coach Dan McCarney said. "They made the plays, we didn't. You turn the ball over four times, you're rarely going to win football games. That was the difference in the game."

SCORE BY QUARTERS					
North Texas	3	3	7	0	13
SMU	7	0	3	21	31


SCORING SUMMARY		
First Quarter		
NT - Moore	25 yd FG	11:00
SMU - Sutton	27 yd reception	8:11
Second Quarter		
NT - Moore	25 yd FG	8:00
Third Quarter		
SMU - Hedlund	27 yd FG	5:09
NT - Jimmerson	25 yd run	
Fourth Quarter		
SMU - Gaines	8 yd reception	14:15
SMU - Davis	50 yd run	9:21
SMU - Davis	14 yd run	2:59

TEAM STATISTICS	NT	SMU
First Downs	17	27
Rushes-Yards	33-112	53-273
Passing-Yards	128	171
Comp-Att-Int	16-34-2	17-24-0
Total Plays-Yards	67-240	77-444
Punts-Yards	5-207	2-79
Fumbles/Lost	4-2	4-3
Penalties	7-73	6-50
3rd Down Conv.	6-for-16	9-for-15
Time of Possession	24:10	35:50

INDIVIDUAL STATISTICS	
RUSHING - North Texas - Tucker 10-50. SMU - Davis 17-125	
PASSING - North Texas - McNulty 16-34-128-2. SMU - Davis 17-24-171-0.	
RECEIVING North Texas - Harris 5-40. SMU - Sutton 5-65.	

Sept. 19, 2015 • Attendance: 19,602

Apogee Stadium • Denton, Texas

Rice 38
North Texas 24 

DENTON - North Texas put up some impressive first-half numbers in the first home game of the season Saturday. Quarterback Andrew McNulty completed 65 percent of his passes for 171 yards, the ground game rushed for 98 yards and averaged 7.5 yards per carry, the offense converted five-of-seven third downs, and the defense recorded three sacks. It should have added up to a nice lead in the Conference USA opener against Rice. And it was all undone by turnovers.

Two critical, crippling lost fumbles - one on a punt return and one that cut short a Mean Green drive deep in Rice territory - led to 10 first-half Rice points, and a third-quarter tipped-ball interception led to another Rice touchdown, sending North Texas to a 38-24 loss at Apogee Stadium.

"The thing we built this program on, the foundation that is so important to winning, is turnover margin and taking care of the football," North Texas head coach Dan McCarney said. "When you're minus three on the day against a good team, you're going to have trouble winning."

SCORE BY QUARTERS					
Rice	0	17	21	0	38
North Texas	3	7	7	7	24

SCORING SUMMARY		
First Quarter		
NT - Moore	23 yd FG	2:18
Second Quarter		
Rice - Parks	13 yd reception	11:35
NT - Harris	33 yd reception	9:59
Rice - Wright	30 yd reception	7:41
Rice - Fox	20 yd FG	0:00
Third Quarter		
Rice - Steward	5 yd run	11:33
Rice - Turner	5 yd run	6:55
Rice - Parks	9 yd reception	2:01
NT - Ezzard	5 yd run	0:00
Fourth Quarter		
NT - Harris	93 yd reception	7:42

TEAM STATISTICS	Rice	NT
First Downs	28	20
Rushes-Yards	51-189	27-175
Passing-Yards	373	303
Comp-Att-Int	29-39-0	19-35-1
Total Plays-Yards	90-562	62-478
Punts-Yards	3-122	2-69
Fumbles/Lost	0-0	3-2
Penalties	7-60	4-45
3rd Down Conv.	12-for-19	8-for-13
Time of Possession	41:50	18:10

INDIVIDUAL STATISTICS	
RUSHING - Rice - Davis 21-102. North Texas - Jimmerson 13-94.	
PASSING - Rice - Jackson 29-39-373-0. North Texas - McNulty 19-35-303-1.	
RECEIVING Rice - Parks 8-163. North Texas - Harris 8-193.	

Sept. 26, 2015 • Attendance: 56,041

Kinnick Stadium • Iowa City, Iowa

North Texas 16
Iowa 62 

IOWA CITY, IA - Despite forcing two first-half turnovers that led to 10 points, North Texas was overpowered by Iowa's ground game and sensational passing attack in a 62-16 loss at Kinnick Stadium Saturday afternoon.

The Mean Green, beset by turnover problems a week ago against Rice, took care of the football in the first half and took advantage of a pair of Hawkeye turnovers, but it wasn't enough to keep North Texas in the game. Iowa scored touchdowns on all seven trips into scoring territory, while the Mean Green settled for field goals on three of its first four possessions deep in the Hawkeyes' end of the field.

"We lost to a heck of a football team," North Texas coach Dan McCarney said. "At times we did some real positive things, especially running the ball. But we had some miscues late, and it got out of hand."

SCORE BY QUARTERS					
North Texas	0	13	3	0	16
Iowa	14	21	13	14	62

SCORING SUMMARY		
First Quarter		
Iowa - Canzeri	16 yd run	11:36
Iowa - Canzeri	10 yd run	5:56
Second Quarter		
NT - Moore	38 yd FG	13:17
Iowa - Kittle	43 yd reception	12:20
Iowa - Smith	81 yd reception	10:47
NT - Moore	38 yd FG	2:53
NT - Loving	6 yd reception	7:33
Iowa - Canzeri	3 yd run	1:56
Third Quarter		
NT - Moore	31 yd FG	10:48
Iowa - Canzeri	1 yd run	00:45
Iowa - Jewell	34 yd interception return	00:15
Fourth Quarter		
Iowa - Wadley	2 yd run	6:35
Iowa - Bower	88 yd interception return	2:47

TEAM STATISTICS	NT	Iowa
First Downs	22	23
Rushes-Yards	45-183	43-210
Passing-Yards	173	278
Comp-Att-Int	17-43-2	19-22-0
Total Plays-Yards	88-356	65-488
Punts-Yards	8-379	3-126
Fumbles/Lost	1-1	2-2
Penalties	8-62	4-24
3rd Down Conv.	7-for-21	6-for-9
Time of Possession	28:15	31:45

INDIVIDUAL STATISTICS	
RUSHING - North Texas - Wilson 14-74. Iowa - Canzeri 22-115	
PASSING - North Texas - McNulty 14-36-137-1. Iowa - Beathard 18-21-278-0.	
RECEIVING North Texas - Harris 5-43. Iowa - Smith 4-115.	

NORTH TEXAS FOOTBALL

2015 GAME-BY-GAME RECAPS

Oct. 3, 2015 • Attendance: 26,430

M.M. Roberts Stadium • Hattiesburg, Miss.

North Texas **14**
Southern Miss **49** 

HATTIESBURG, MS - Four weeks into the 2015 season, North Texas continues its search for consistency.

The return of running back Jeffrey Wilson paid big dividends Saturday night against Southern Miss, but even with his career-best rushing performance, the Mean Green offense continued to be sporadic and mistake prone, and couldn't match a Golden Eagles' attack that steadily built momentum on its way to a 49-14 win over the Mean Green at Roberts Stadium. This is the first time North Texas has started the season 0-4 since 2008, and is the Mean Green's fifth loss in a row dating back to last year. Southern Miss improved to 3-2.

With sophomore Wilson back from injury and in the starting lineup for the first time this season, North Texas generated offense on the ground, rushing for 97 yards by half-time, with Wilson accounting for 77. Wilson finished with 136 yards, the second 100-plus-yard game of his career and the most yards rushing for North Texas since Brandon Byrd had 251 against Tulsa in 2013.

SCORE BY QUARTERS

North Texas	0	0	0	14	14
Southern Miss	7	14	14	14	49

SCORING SUMMARY

First Quarter

USM - Thomas 5 yd reception, 1:58

Second Quarter

USM - Martin 3 yd reception, 8:30

USM - Mullens 4 yd run, 5:46

Third Quarter

USM - Thomas 5 yd reception - 8:55

USM - Thomas 62 yd reception - 6:35

Fourth Quarter

NT - Harris 23 yd reception - 14:45

USM - Smith 4 yd run - 9:58

USM - Hayes 2 yd run - 2:02

NT - Ivery 3 yd run - 4:03

TEAM STATISTICS

	NT	USM
First Downs	26	24
Rushes-Yards	43-185	33-248
Passing-Yards	201	325
Comp-Att-Int	32-14-1	36-27-0
Total Plays-Yards	81-386	69-573
Punts-Yards	6-266	4-188
Fumbles/Lost	0-0	0-0
Penalties	5-40	8-87
3rd Down Conv.	5-for-17	6-for-12
Time of Possession	29:51	30:09

INDIVIDUAL STATISTICS

RUSHING - North Texas - Wilson 22-136.

USM - Hayes 16-86

PASSING - North Texas - McNulty 11-21-131-0. **USM** - Mullens 27-36-325-0

RECEIVING North Texas - Harris 9-136.

USM - thomas 7-155

NORTH TEXAS FOOTBALL

2015 GAME-BY-GAME RESULTS

	Tm. Rushing (Att.-Yds.-TDs)		Tm. Passing (Att.-Comp.-Yds.-Int.-TDs)		Tm. Total Offense		Tm. First Downs		Fumbles-Lost	
	NT	Opp	NT	Opp	NT	Opp	NT	Opp	NT	Opp
at SMU	33-112-1	53-273-2	34-16-128-2-0	24-17-171-0-2	240	444	17	27	4-2	4-3
vs. Rice	27-175-1	51-189-2	35-19-303-1-2	39-29-373-0-3	478	562	28	20	3-2	0-0
at Iowa	45-183-0	43-210-5	43-17-173-2-1	22-19-278-0-2	356	488	22	23	1-1	2-2
at Southern Miss	49-185-1	33-248-3	32-14-201-1-1	36-27-325-0-4	386	573	26	24	0-0	0-0
vs. Portland St.										
vs. WKU										
at Marshall										
vs. UTSA										
at Louisiana Tech										
at Tennessee										
at MTSU										
vs. UTEP										

INDIVIDUAL RUSHING (Att.-Yds.-TD)

	Jimmerson	Wilson	Ivery
at SMU	9-40-1	---	---
vs. Rice	13-94-0	---	5-47-0
at Iowa	15-66-0	14-74-0	6-39-0
at Southern Miss	10-16-0	22-136-0	6-48-1
vs. Portland St.			
vs. WKU			
at Marshall			
vs. UTSA			
at Louisiana Tech			
at Tennessee			
at MTSU			
vs. UTEP			

INDIVIDUAL PASSING (Att.-Comp.-Yds.-Int.-TD)

	Greer	McNulty	D. Smith
at SMU	---	34-16-128-2-0	---
vs. Rice	---	35-19-303-1-2	---
at Iowa	5-2-30-1-0	36-14-137-1-0	0-1-0-0-0
at Southern Miss	---	21-11-131-0-1	11-3-70-1-0
vs. Portland St.			
vs. WKU			
at Marshall			
vs. UTSA			
at Louisiana Tech			
at Tennessee			
at MTSU			
vs. UTEP			

INDIVIDUAL RECEIVING (Rec.-Yds.-TD)

	Harris	Kidsy	Goree	M. Smith	Smiley	Loving
at SMU	5-40-0	1-12-0	1--11-0	2-18-0	3-42-0	2-22-0
vs. Rice	8-193-2	0-0-0	0-0-0	3-27-0	0-0-0	5-67-0
at Iowa	5-43-0	1-6-0	2-16-0	3-22-0	2-26-0	3-37-0
at Southern Miss	9-136-1	1-6-0	0-0-0	0-0-0	3-56-0	0-0-0
vs. Portland St.						
vs. WKU						
at Marshall						
vs. UTSA						
at Louisiana Tech						
at Tennessee						
at MTSU						
vs. UTEP						

NORTH TEXAS FOOTBALL

INDIVIDUAL LEADERS BY GAME

Game	Rushing (att-yds-td)	Passing (att-comp-yds-td)	Receiving (rec-yds-td)	Tackles
at SMU	Tucker (10-50-0)	McNulty (34-16-128-2)	Harris (5-40-0)	Bean (10)
vs. Rice	Jimmerson (13-94-0)	McNulty (35-19-303-2)	Harris (8-193-2)	McClain (16)
at Iowa	Wilson (15-75-0)	McNulty (36-14-137-0)	Harris (5-43-0)	Gray (11)
at Southern Miss	Wilson (22-136-0)	McNulty (21-11-131-1)	Harris (9-136-1)	Gray (7)
vs. Portland St.				
vs. WKU				
at Marshall				
vs. UTSA				
at Louisiana Tech				
at Tennessee				
at MTSU				
vs. UTEP				

OPPONENT INDIVIDUAL LEADERS BY GAME

Game	Rushing (att-yds-td)	Passing (att-comp-yds-td)	Receiving (rec-yds-td)	Tackles
at SMU	Davis (17-125-2)	Davis (24-17-171-2)	Sutton 5-65-1)	Wood/Lawler (6)
vs. Rice	Davis (21-102-0)	Jackson (39-29-373-3)	Parks (8-163-2)	Ibe (9)
at Iowa	Canzeri (22-115-4)	Beathard (21-18-278-2)	Smith (4-115-1)	Fisher/Jewell (9)
at Southern Miss	Hayes (16-86-1)	Mullens (36-27-325-4)	Thomas (7-155-3)	Four Players (7)
vs. Portland St.				
vs. WKU				
at Marshall				
vs. UTSA				
at Louisiana Tech				
at Tennessee				
at MTSU				
vs. UTEP				

CONFERENCE USA CONFERENCE PLAYERS OF THE WEEK

Week	Offense	Defense	Special Teams
Sept. 7	Ray Lawry (ODU)	Tiquan Lang (Marshall)	Blake Brewer (Charlotte)
Sept. 14	Brandon Doughty (WKU)	Marcus Ward (WKU)	Kylen Townen (WKU)
Sept. 21	Jalen Richard (USM)	Jeremy Cutrer (MTSU)	Jaquan White (UTEP)
Sept. 28	Brandon Doughty (WKU)	Ocie Rose (Florida Atlantic)	Tyler Williams (Marshall)
Oct. 5			

NORTH TEXAS FOOTBALL

2015 STARTING LINEUPS

OFFENSE

Game	LT	LG	C	RG	RT	WR	WR	WR	TE	RB	QB
at SMU	Banogu	Rice	Kirby	Thompson	Miles	Smiley	Goree	Kidsy	Smith	Tucker	McNulty
vs. Rice	Murray	Rice	Kirby	Thompson	Miles	Thompson	Goree	Harris	Smith	Jimmerson	McNulty
at Iowa	Banogu	Rice	Kirby	Thompson	Miles	Smiley	Goree	Harris	Smith	Jimmerson	McNulty
at Southern Miss	Banogu	Rice	Kirby	Thompson	Miles	Smiley	T. Thompson	Harris	Smith	Jimmerson	McNulty
vs. Portland St.											
vs. WKU											
at Marshall											
vs. UTSA											
at Louisiana Tech											
at Tennessee											
at MTSU											
vs. UTEP											

DEFENSE

Game	DE	DT	DT	DE	LOLB	MLB	ROLB	CB	CB	FS	SS
at SMU	Roberts	Wallace	Orr	Dilonga	Garner	Bean	Scott	Whitfield	Davis	McClain	Gray
vs. Rice	Roberts	Wallace	Orr	Dilonga	Garner	Bean	Scott	Whitfield	Davis	McClain	Gray
at Iowa	Roberts	Wallace	Orr	Flusche	Garner	Wallace	Scott	Whitfield	Davis	McClain	Gray
at Southern Miss	Roberts	Wallace	Orr	Flusche	Garner	Wallace	Scott	Whitfield	Davis	McClain	Gray
vs. Portland St.											
vs. WKU											
at Marshall											
vs. UTSA											
at Louisiana Tech											
at Tennessee											
at MTSU											
vs. UTEP											

NORTH TEXAS FOOTBALL

2015 LONG PLAYS

NORTH TEXAS BIG PLAYS

Opponent	RUSHING				PASSING				SPECIAL TEAMS	
	20-29	30-39	40-49	50+	20-29	30-39	40-49	50+	Block	Ret TD
at SMU	1	0	0	0	0	0	0	0	0	0
vs. Rice	3	0	0	0	2	1	0	1	0	0
at Iowa	1	0	0	0	3	0	0	0	0	0
at Southern Miss	2	0	0	0	1	1	0	1	0	0
vs. Portland St.										
vs. WKU										
at Marshall										
vs. UTSA										
at Louisiana Tech										
at Tennessee										
at MTSU										
vs. UTEP										
TOTALS	7	0	0	0	6	2	0	2	0	0

OPPONENT BIG PLAYS

Opponent	RUSHING				PASSING				SPECIAL TEAMS	
	20-29	30-39	40-49	50+	20-29	30-39	40-49	50+	Block	Ret TD
at SMU	2	0	0	1	2	0	0	0	0	0
vs. Rice	0	0	0	0	4	1	1	1	0	0
at Iowa	1	0	1	0	0	0	1	1	0	0
at Southern Miss	1	1	1	0	3	1	1	1	0	0
vs. Portland St.										
vs. WKU										
at Marshall										
vs. UTSA										
at Louisiana Tech										
at Tennessee										
at MTSU										
vs. UTEP										
TOTALS	4	1	2	1	9	2	3	3	0	0

TURNOVERS FORCED

Opponent	NORTH TEXAS					OPPONENTS			
	FUM	INT	TOT	PTS OFF	Margin	FUM	INT	TOT	PTS OFF
at SMU	3	0	3	3	-1	2	2	4	7
vs. Rice	0	0	0	0	-3	2	1	3	17
at Iowa	2	0	2	10	-1	1	2	3	20
at Southern Miss	0	0	0	0	-1	0	1	1	0
vs. Portland St.									
vs. WKU									
at Marshall									
vs. UTSA									
at Louisiana Tech									
at Tennessee									
at MTSU									
vs. UTEP									
TOTALS	5	0	5	13	-6	5	6	11	44

NORTH TEXAS FOOTBALL

2015 INDIVIDUAL BIG PLAYS

NORTH TEXAS PLAYS FROM SCRIMMAGE 20+ YARDS

RUNNING PLAYS (7)

Yds	Rusher	Opponent
28	Willy Ivery	Iowa
27	Antoinne Jimmerson	Rice
25	Antoinne Jimmerson	Rice
25	Antoinne Jimmerson*	SMU
24	Willy Ivery	Southern Miss
20	Willy Ivery	Rice
20	Jeffrey Wilson	Southern Miss

*-Touchdown

PASSING PLAYS (10)

Yds	Receiver	Opponent
93	Carlos Harris*	Rice
61	Carlos Harris	Southern Miss
39	Turner Smiley	Southern Miss
33	Carlos Harris*	Rice
29	Chris Loving	Rice
24	Chris Loving	Iowa
23	Jeffrey Wilson	Iowa
23	Carlos Harris*	Southern Miss
21	Turner Smiley	Iowa
20	Carlos Harris	Rice

*-Touchdown

KR 30 YARDS OR MORE (1)

Yds	Returner	Opponent
33	D'Aundrey Bradley	Rice

*- Touchdown

PR 20 YARDS OR MORE (0)

Yds	Returner	Opponent
-----	----------	----------

*- Touchdown

INT RETURN 20 YARDS OR MORE (0)

Yds	Returner	Opponent
-----	----------	----------

*- Touchdown

FUM RETURN 20 YARDS OR MORE (0)

Yds	Returner	Opponent
-----	----------	----------

*- Touchdown

OPPONENT PLAYS FROM SCRIMMAGE 20+ YARDS

RUNNING PLAYS (8)

Yds	Rusher	Team
50	Matt Davis*	SMU
45	D. Mitchell	Iowa
42	Ito Smith	Southern Miss
35	Justice Hayes	Southern Miss
29	Tyler Matthews	Southern Miss
29	Jordan Canzeri	Iowa
27	Xavier Jones	SMU
25	Matt Davis	SMU

*- Touchdown

PASSING PLAYS (16)

Yds	Receiver	Team
81	Tevaun Smith*	Iowa
62	Michael Thomas*	Southern Miss
54	Dennis Parks	Rice
43	Dennis Parks	Rice
42	Michael Thomas	Southern Miss
43	George Kittle*	Iowa
31	Ito Smith	Southern Miss
30	Zach Wright*	Rice
27	Luke Turner	Rice
27	Courtland Sutton*	SMU
26	Ito Smith	Southern Miss
25	Darik Dillard	Rice
24	Connor Cella	Rice
24	M. Kaufman	SMU
21	Casey Martin	Southern Miss
20	Dennis Parks	Rice

*- Touchdown

KR 30 YARDS OR MORE (2)

Yds	Returner	Team
40	Desmond King	Iowa
30	Desmond King	Iowa

*- Touchdown

PR 20 YARDS OR MORE (2)

Yds	Returner	Team
38	Desmond King	Iowa
33	Desmond King	Iowa

*- Touchdown

INT RETURN 20 YARDS OR MORE (2)

Yds	Returner	Team
88	Bo Bower*	Iowa
34	Josey Jewell*	Iowa

FUM RETURN 20 YARDS OR MORE (0)

Yds	Returner	Opponent
-----	----------	----------

*- Touchdown

*- Touchdown

NORTH TEXAS FOOTBALL

THE LAST TIME.....

Scoring

Scored 30 or more points	31 vs. Florida Atlantic (11/9/14)
Scored 40 or more points	77 vs Nicholls (9/20/14)
Scored 50 or more points	77 vs Nicholls (9/20/14)
Scored 60 or more points	77 vs Nicholls (9/20/14)

Total Offense

Had more than 400 total yards	478 vs Rice (9/19/15)
Had more than 450 total yards	478 vs Rice (9/19/15)
Had more than 500 total yards	526 vs Nicholls (9/20/14)
Had more than 600 total yards	635 vs. Navy (11/10/07)

Rushing Offense

Rushed for 150 or more yards	185 at Southern Miss (10/3/15)
Rushed for 200 or more yards	235 vs. Florida Atlantic (11/9/14)
Rushed for 250 or more yards	324 vs Nicholls (9/20/14)
Rushed for 300 or more yards	324 vs Nicholls (9/20/14)
Rushed for 400 or more yards	464 vs. Middle Tennessee (12/3/11)

Passing Offense

Passed for 250 or more yards	303 vs Rice (9/19/15)
Passed for 300 or more yards	303 vs Rice (9/19/15)
Passed for 350 or more yards	404 vs. Idaho (8/31/13)
Passed for 400 or more yards	404 vs. Idaho (8/31/13)
Passed for 500 or more yards	601 at SMU (9/8/07)

Scoring Defense

Allowed 0 points	0 vs. Troy State (10/30/03)
Allowed 3 or fewer points	3 vs Nicholls (9/20/14)
Allowed 7 or fewer points	6 vs. SMU (9/6/14)
Allowed 10 or fewer points	10 vs. Florida Atlantic (11/9/14)

Total Defense

Allowed fewer than 75 total yards	49 vs. Lamar (11/5/83)
Allowed fewer than 100 total yards	95 vs. Abilene Christian (9/5/92)
Allowed fewer than 150 total yards	147 vs. FIU (11/22/14)
Allowed fewer than 200 total yards	147 vs. FIU (11/22/14)
Allowed fewer than 250 total yards	147 vs. FIU (11/22/14)
Allowed fewer than 300 total yards	vs. FIU (11/22/14)

Rushing Defense

Allowed 0 or fewer yards	-6 vs. Abilene Christian (9/5/92)
Allowed 20 or fewer yards	10 vs. SMU (9/6/14)
Allowed 40 or fewer yards	10 vs. SMU (9/6/14)
Allowed 60 or fewer yards	10 vs. SMU (9/6/14)
Allowed 80 or fewer yards	78 vs Nicholls (9/20/14)
Allowed 100 or fewer yards	91 vs. FIU (11/22/14)

Passing Defense

Allowed 10 or fewer yards	7 vs. Abilene Christian (9/1/94)
Allowed 30 or fewer yards	27 vs. Nicholls State (9/7/02)
Allowed 50 or fewer yards	45 vs. Army (9/18/10)
Allowed 100 or fewer yards	56 vs. FIU (11/22/14)
Allowed 150 or fewer yards	56 vs. FIU (11/22/14)
Allowed 200 or fewer yards	56 vs. FIU (11/22/14)

Miscellaneous Team

NT wins when holding opponents to 10 points or less	37 consecutive, last loss at Marshall 7-0 (11/25/88)
NT wins when scoring 30 points or more	17, last win vs Nicholls (9/20/14)
Last shutout win	21-0 vs. Troy (10/30/03)

NORTH TEXAS FOOTBALL

THE LAST TIME.....

Individual Rushing

Had a player rush for 100 or more yards	136 by Jeffrey Wilson at Southern Miss (10/3/15)
Had 2 players rush for 100 or more yards.....	139 by Antoine Jimmerson vs. Texas So. (9/8/12); 106 by Brandin Byrd vs. Texas So. (9/8/12)
Had a player rush for 150 or more yards	251 by Brandin Byrd at Tulsa (11/30/13)
Had a player rush for 200 or more yards	251 by Brandin Byrd at Tulsa (11/30/13)
Had a player rush for 250 or more yards	251 by Brandin Byrd at Tulsa (11/30/13)
Had a player rush for 300 or more yards	313 by Lance Dunbar vs. MTSU (12/3/11)
Had a player rush for 2 or more TD's	2 by Dajon Williams and Reggie Pegram vs Nicholls (9/20/14)
Had a player rush for 3 or more TD's	3 by Brandin Byrd at Tulsa (11/30/13)
Had a player rush for 4 or more TD's	4 by Lance Dunbar vs. MTSU (12/3/11)
Had a player rush for 5 or more TD's	Never

Individual Passing

Had a player pass for 200 or more yards	303 by Andrew McNulty vs. Rice (9/19/15)
Had a player pass for 250 or more yards	303 by Andrew McNulty vs. Rice (9/19/15)
Had a player pass for 300 or more yards	303 by Andrew McNulty vs. Rice (9/19/15)
Had a player pass for 400 or more yards	478 by Giovanni Vizza vs. Navy (11/10/07)
Had a player pass for 500 or more yards	601 by Daniel Meager at SMU (9/8/07)
Had a player pass for 2 or more TD's	2 by Andrew McNulty vs. Rice (9/19/15)
Had a player pass for 3 or more TD's	3 by Dajon Williams at Indiana (10/4/14)
Had a player pass for 4 or more TD's	4 by Riley Dodge vs. WKU (10/31/09)
Had a player pass for 5 or more TD's	8 by Giovanni Vizza vs. Navy (11/10/07)

Individual Receiving

Had a player with 10 or more receptions in a game	10 by Carlos Harris at UTSA (11/29/14)
Had a player with 15 or more receptions in a game	15 by Carlos Harris vs. Southern Miss (10/18/14)
Had a player receive 100 or more yards	136 by Carlos Harris at Southern Miss (10/3/15)
Had 2 players receive 100 or more yards.....	130 by Darnell Smith; 103 by Breelan Chancellor at. Tulane (10/5/13)
Had a player receive 150 or more yards	193 by Carlos Harris vs Rice (9/19/15)
Had a player receive 200 or more yards	216 by Carlos Harris vs. Southern Miss (10/18/14)
Had a player receive 250 or more yards	327 by Casey Fitzgerald at SMU (9/8/07)
Had a player receive 300 or more yards	327 by Casey Fitzgerald at SMU (9/8/07)
Had a player receive 2 or more TD's	2 by Carlos Harris vs Rice (9/19/15)
Had a player receive 3 or more TD's	5 by Casey Fitzgerald vs. Navy (11/10/07)
Had a player receive 4 or more TD's	5 by Casey Fitzgerald vs. Navy (11/10/07)
Returned a kickoff for a TD	100 yards by Darvin Kidsy at Rice (10/25/14)
Returned a punt for a TD	75 yards by Darvin Kidsy vs Nicholls (9/20/14)
Returned an INT for a TD.....	98 yards by Zac Whitfield vs Nicholls (9/20/14)
Returned a fumble for a TD	31 by Jarrian Roberts vs. SMU (9/6/14)
Blocked a punt	Sed Ellis vs Nicholls (9/20/14)
Returned a blocked punt for TD	0 yards by Jarrian Roberts vs. Tulsa (11/30/13)
Blocked a FG	Zach Orr vs. UTEP (11/9/13)
Returned a blocked punt for a TD.....	0 yards by Zac Whitfield at Georgia (9/21/13)
Returned a blocked FG for a TD.....	66 yards by Phillip Littlejohn vs. Idaho (10/4/97)
Recorded a safety	Team Safety vs. Arkansas St. (11/3/12)

NORTH TEXAS FOOTBALL

OPPONENT LAST TIME.....

Rushing Offense

Rushed for 150 or more yards.....	248 by Southern Miss (10/3/15)
Rushed for 200 or more yards.....	248 by Southern Miss (10/3/15)
Rushed for 250 or more yards.....	273 by SMU (9/12/15)
Rushed for 300 or more yards.....	351 by UTEP (11/15/14)

Passing Offense

Passed for 300 or more yards.....	325 by Southern Miss (10/3/15)
Passed for 400 or more yards.....	450 by Georgia (9/21/13)
Passed for 500 or more yards.....	563 by Houston (9/10/11)

Total Offense

Had more than 400 total yards.....	573 by Southern Miss (10/3/15)
Had more than 450 total yards.....	573 by Southern Miss (10/3/15)
Had more than 500 total yards.....	573 by Southern Miss (10/3/15)

Individual Rushing

Had a player rush for 100 or more yards.....	115 by Jordan Canzeri, Iowa, (9/26/15)
Had 2 players rush for 100 or more yards.....	150 by Tevin Coleman, Indiana (10/4/14); 102 by D. Roberts by Indiana (10/4/14)
Had a player rush for 150 or more yards.....	177 by Aaron Jones, UTEP (11/15/14)
Had a player rush for 200 or more yards.....	245 by Antonio Andrews, WKU (11/24/12)
Had a player rush for 2 or more TD's.....	4 by Jordan Canzeri, Iowa, (9/26/15)
Had a player rush for 3 or more TD's.....	4 by Jordan Canzeri, Iowa, (9/26/15)

Individual Passing

Had a player pass for 300 or more yards.....	325 by Nick Mullens, Southern Miss, (10/3/15)
Had a player pass for 400 or more yards.....	408 by Aaron Murray, Georgia (9/21/13)
Had a player pass for 3 or more TD's.....	4 by Nick Mullens, Southern Miss, (10/3/15)
Had a player pass for 4 or more TD's.....	4 by Nick Mullens, Southern Miss (10/3/15)

Individual Receiving

Had a player receive 150 or more yards.....	153 by Michael Thomas, Southern Miss, (10/3/15)
Had a player receive 200 or more yards.....	263 by Trevor Insley, Nevada (10/30/99)
Had 2 players receive 100 or more yards.....	140 by Kyle Griswold; 121 by Anthony Amos, MTSU (10/27/12)
Had a player receive 3 or more TD's.....	3 by Michael Thomas, Southern Miss, (10/3/15)

Scoring

Scored 30 or more points.....	49 by Southern Miss (10/3/15)
Scored 40 or more points.....	49 by Southern Miss (10/3/15)
Scored 50 or more points.....	62 by Iowa (9/26/15)
Scored 60 or more points.....	77 by Rice (9/27/08)

Returned a kickoff for a TD.....	100 yards by Luther Ambrose, ULM, (10/22/11)
Returned a punt for a TD.....	74 yards by Richie Leonard, FIU, (11/22/14)
Returned an INT for a TD.....	88 yards by Bo Bower, 34 yards by Josey Jewell, Iowa, (9/26/15)
Returned a fumble for a TD.....	40 yards by Jontavious Morris, UAB, (10/11/14)
Returned a blocked punt for a TD.....	33 yards by Andrew Joseph, Louisiana- Lafayette (10/10/09)
Returned a blocked FG for a TD.....	62 yards by Derrick Strozier, Tulane (10/5/13)
Recorded a safety.....	Team, Troy, (10/24/09)

North Texas Overtime Record (1-1)

October 7, 2006

North Texas 25 FIU 22 7 OT's

September 12, 2009

Ohio 31 North Texas 30 2OT's

NORTH TEXAS FOOTBALL

MEAN GREEN SEASON AND CAREER HIGHS - OFFENSE



Andrew McNulty
Sr • 6-1 • 211
Iowa City, Iowa
Quarterback

#5

2015 Season Highs

Attempts 36 vs. Iowa (9/26/15)
Completions 19 vs. Rice (9/19/15)
Passing Yards 303 vs. Rice (9/19/15)
Passing TD's 2 vs. Rice (9/19/15)
Longest Pass 93 vs. Rice (9/19/15)
Rushing Yards 26 vs. Rice (9/19/15)
Longest Rush 18 vs. Rice (9/19/15)

Career Highs

Attempts 43 at UTSA (11/29/14)
Completions 24 at UTSA (11/29/14)
Passing Yards 303 vs. Rice (9/19/15)
Passing TD's 2 vs. Rice (9/19/15)
Longest Pass 93 vs. Rice (9/19/15)
Rushing Yards 67 at UTEP (11/15/14)
Longest Rush 65 at UTEP (11/15/14)



Josh Greer
Jr • 6-5 • 212
Arlington, Texas
Quarterback

#8

2015 Season Highs

Attempts 5 vs. Iowa (9/26/15)
Completions 2 vs. Iowa (9/26/15)
Passing Yards 30 vs. Iowa (9/26/15)
Passing TD's
Longest Pass
Rushing Yards
Longest Rush

Career Highs

Attempts 27 vs. LA Tech (9/11/14)
Completions 13 vs. LA Tech (9/11/14)
Passing Yards 86 vs. SMU (9/6/14)
Passing TD's
Longest Pass 23 vs. LA Tech (9/11/14)
Rushing Yards -2 vs. SMU (9/6/14)
Longest Rush 5 vs. LA Tech (9/11/14)



Willy Ivery
So • 5-9 • 185
Sulphur Springs, Texas
Running Back


#29

2015 Season Highs

Rushes 6, twice
Rushing Yards 48 at S. Miss (10/3/15)
Longest Rush 28 at Iowa (9/26/15)
Long Reception
Touchdowns 1 at S. Miss (10/3/15)
100-yard rushing games

Career Highs

Rushes 6, twice
Rushing Yards 48 at S. Miss (10/3/15)
Longest Rush 28 at Iowa (9/26/15)
Long Reception 14 vs. Nicholls (9/20/14)
Touchdowns 1, twice
100-yard rushing games



Antoinne Jimmerson
Sr • 5-9 • 220
Dallas, Texas
Running Back


#22

2015 Season Highs

Rushes 15 vs. Iowa (9/26/15)
Rushing Yards 94 vs. Rice (9/19/15)
Longest Rush 27 vs. Rice (9/19/15)
Long Reception 2 at SMU (9/12/15)
Touchdowns 1 at SMU (9/12/15)
100-yard rushing games

Career Highs

Rushes 17 vs. FAU (11/8/14)
Rushing Yards 139 vs. Texas So. (9/8/12)
Longest Rush 45 vs. Kansas St. (9/15/12)
Long Reception 78 vs. ULL (10/16/12)
Touchdowns 2, three times
100-yard rushing games 2



Jeffrey Wilson
So • 6-0 • 195
Elkhart, Texas
Running Back

#26

2015 Season Highs

Rushes 22 at S. Miss (10/3/15)
Rushing Yards 136 at S. Miss (10/3/15)
Longest Rush 20 at S. Miss (10/3/15)
Long Reception 23 vs. Iowa (9/26/15)
Touchdowns
100-yard rushing games 1

Career Highs

Rushes 22 at S. Miss (10/3/15)
Rushing Yards 136 at S. Miss (10/3/15)
Longest Rush 20, twice
Long Reception 29 at UTEP (11/15/14)
Touchdowns 1 at UTEP (11/15/14)
100-yard rushing games 2



Carlos Harris
Sr • 5-8 • 185
Frisco, Texas
Wide Receiver

#9

2015 Season Highs

Receptions 9 at S. Miss (10/3/15)
Receiving Yards 193 vs. Rice (9/19/15)
Touchdowns 2 vs. Rice (9/19/15)
Long Reception 93 vs. Rice (9/19/15)
100-Yard Receiving Games 2

Career Highs

Receptions 15 vs. Southern Miss (10/18/14)
Receiving Yards 216 vs. Southern Miss (10/18/14)
Touchdowns 2 vs. Rice (9/19/15)
Long Reception 93 vs. Rice (9/19/15)
100-Yard Receiving Games 5



Darvin Kiddy Jr.
Jr • 6-0 • 183
Missouri City, Texas
Wide Receiver

#4

2015 Season Highs

Receptions 1, twice
Receiving Yards 12 at SMU (9/12/15)
Touchdowns
100-Yard Receiving Games
Long Reception 12 at SMU (9/12/15)
Long Punt Return

Career Highs

Receptions 4 vs. Ball St. (9/14/14)
Receiving Yards 47 vs. Ball St. (9/14/14)
Touchdowns
100-Yard Receiving Games
Long Reception 25 vs. Nicholls (9/20/14)
Long Kickoff Return 100 at Rice (10/25/14)
Long Punt Return 75 vs. Nicholls (9/20/14)



Turner Smiley
So • 6-0 • 189
Frisco, Texas
Wide Receiver


#1

2015 Season Highs

Receptions 3, twice
Receiving Yards 56 at S. Miss (10/3/15)
Touchdowns
Long Reception 39 at S. Miss (10/3/15)
100-Yard Receiving Games

Career Highs

Receptions 4 at UAB (10/11/15)
Receiving Yards 77 at UAB (10/11/15)
Touchdowns 1 at UAB (10/11/15)
Long Reception 44 at UAB (10/11/15)
100-Yard Receiving Games



Tee Goree
Fr • 6-3 • 173
Carthage, Texas
Wide Receiver

#3

2015 Season Highs

Receptions 2 vs. Iowa (9/26/15)
Receiving Yards 16 vs. Iowa (9/26/15)
Touchdowns
Long Reception 10 vs. Iowa (9/26/15)
100-Yard Receiving Games

Career Highs

Receptions 2 vs. Iowa (9/26/15)
Receiving Yards 16 vs. Iowa (9/26/15)
Touchdowns
Long Reception 10 vs. Iowa (9/26/15)
100-Yard Receiving Games

NORTH TEXAS FOOTBALL

MEAN GREEN SEASON AND CAREER HIGHS - OFFENSE/DEFENSE/SPECIAL TEAMS



Marcus Smith
Sr • 6-4 • 242
San Antonio, Texas
Tight End

#18

2015 Season Highs

Receptions 3, twice
Receiving Yards 27 vs. Rice (9/19/15)
Touchdowns
Long Reception 11 vs. Rice (9/19/15)

Career Highs

Receptions 3, four times
Receiving Yards 55 vs. Nicholls (9/20/14)
Touchdowns 1, six times
Long Reception 41 vs. Nicholls (9/20/14)



Chad Polk
Sr • 6-0 • 231
Dallas, Texas
Defensive End

#42

2015 Season Highs

Tackles
Tackles For Loss
Sacks
Interceptions

Career Highs

Tackles 7 vs. Nicholls (9/20/14)
Tackles For Loss 3.0 vs. FAU (11/8/14)
Sacks 2.0 vs. Nicholls (9/20/14)
Interceptions



Jarrian Roberts
Jr • 6-2 • 252
Clarksville, Texas
Defensive End


#30

2015 Season Highs

Tackles 6 vs. Rice (9/19/15)
Tackles For Loss 4.5 vs. Rice (9/19/15)
Sacks 3.0 vs. Rice (9/19/15)
Interceptions

Career Highs

Tackles 6 vs. Rice (9/19/15)
Tackles For Loss 4.5 vs. Rice (9/19/15)
Sacks 3.0 vs. Rice (9/19/15)
Interceptions



Austin Orr
Sr • 6-4 • 264
Seabrook, Texas
Defensive Tackle

#91

2015 Season Highs

Tackles 3 vs. Iowa (9/26/15)
Tackles For Loss 1.0 at SMU (9/12/15)
Sacks
Interceptions

Career Highs

Tackles 7 at UTEP (11/15/15)
Tackles For Loss 1.0, four times
Sacks 1.0, twice
Interceptions



Malik Dilonga
Jr • 6-4 • 252
Cedar Hill, Texas
Defensive End


#56

2015 Season Highs

Tackles 2, twice
Tackles For Loss 1.0 at S. Miss (10/3/15)
Sacks
Interceptions

Career Highs

Tackles 4 vs. Nicholls (9/20/14)
Tackles For Loss 1.5, twice
Sacks 1.0, twice
Interceptions



Andy Flusche
So • 6-3 • 259
Cedar Hill, Texas
Defensive End

#99

2015 Season Highs

Tackles 5 vs. Rice (9/19/15)
Tackles For Loss 0.5 at SMU (9/12/15)
Sacks
Interceptions

Career Highs

Tackles 5 vs. Rice (9/19/15)
Tackles For Loss 1.0, twice
Sacks 1.0 vs. Nicholls (9/20/14)
Interceptions



Fred Scott
Jr • 5-11 • 233
Kennedale, Texas
Linebacker

#32

2015 Season Highs

Tackles 9 vs. Rice (9/19/15)
Tackles For Loss 2.0 vs. Rice (9/19/15)
Sacks 1.0 vs. Rice (9/19/15)
Interceptions

Career Highs

Tackles 9 vs. Rice (9/19/15)
Tackles For Loss 2.0 vs. Rice (9/19/15)
Sacks 1.0 vs. Rice (9/19/15)
Interceptions



Brandon Garner
Fr • 5-11 • 225
Mansfield, Texas
Linebacker

#37

2015 Season Highs

Tackles 5 vs. Iowa (9/26/15)
Tackles For Loss 2.0 vs. Iowa (9/26/15)
Sacks
Interceptions

Career Highs

Tackles 3 vs. Rice (9/19/15)
Tackles For Loss
Sacks
Interceptions



Blake Bean
Sr • 6-1 • 223
El Dorado, Kansas
Linebacker

#27

2015 Season Highs

Tackles 12 vs. Rice (9/19/15)
Tackles For Loss
Sacks
Interceptions

Career Highs

Tackles 12 vs. Rice (9/19/15)
Tackles For Loss
Sacks
Interceptions

NORTH TEXAS FOOTBALL

MEAN GREEN SEASON AND CAREER HIGHS - DEFENSE/SPECIAL TEAMS



Anthony Wallace
Sr • 6-0 • 227
Dallas, Texas
Linebacker

#43

2015 Season Highs

Tackles 8 vs. Iowa (9/26/15)
Tackles For Loss 1.5 vs. Iowa (9/26/15)
Sacks
Interceptions

Career Highs

Tackles 8 vs. Iowa (9/26/15)
Tackles For Loss 1.5 vs. Iowa (9/26/15)
Sacks
Interceptions



Kishawn McClain
So • 5-11 • 201
Rosenberg, Texas
Safety


#23

2015 Season Highs

Tackles 16 vs. Rice (9/19/15)
Tackles For Loss
Sacks
Interceptions

Career Highs

Tackles 16 vs. Rice (9/19/15)
Tackles For Loss 0.5 at UTEP (11/15/14)
Sacks
Interceptions 1 vs. S. Miss (10/18/14)



Trevor Moore
So. • 5-11 • 194
Edmond, Oklahoma
Kicker


#30

2015 Season Highs

Longest FG 38, twice
FG's in a game 3 vs. Iowa (9/26/15)

Career Highs

Longest Kick 47 vs. SMU (9/6/14)
FG's in a game 5 vs. SMU (9/6/14)



Zac Whitfield
Sr • 5-9 • 190
Sherman, Texas
Cornerback

#24

2015 Season Highs

Tackles 6 vs. Rice (9/19/15)
Tackles For Loss
Sacks
Interceptions

Career Highs

Tackles 10 vs. Arkansas St. (11/3/12)
Tackles For Loss 1.0 vs. SMU (9/6/14)
Sacks
Interceptions 2 vs. La. Tech (10/19/13)



James Gray
Jr • 6-0 • 190
Atlanta, Georgia
Safety


#21

2015 Season Highs

Tackles 12 vs. Rice (9/19/15)
Tackles For Loss 1.0 at S. Miss (10/3/15)
Sacks
Interceptions

Career Highs

Tackles 12 vs. Rice (9/19/15)
Tackles For Loss 1.0 at S. Miss (10/3/15)
Sacks
Interceptions



Blake Macek
Jr • 5-11 • 190
Sulphur Springs, Texas
Punter

#40

2015 Season Highs

Longest Punt 40 at SMU (9/12/15)
Number of Punts 1

Career Highs

Longest Punt 61 vs Georgia (9/21/13)
Number of Punts 9 vs Georgia (9/21/13)



Chad Davis
Jr • 5-10 • 181
Richmond, Texas
Cornerback

#16

2015 Season Highs

Tackles 4, twice
Tackles For Loss 1.0 at SMU (9/12/15)
Sacks 1.0 at SMU (9/12/15)
Interceptions

Career Highs

Tackles 4, twice
Tackles For Loss 1.0 at SMU (9/12/15)
Sacks 1.0 at SMU (9/12/15)
Interceptions 1 vs. FIU (11/22/14)



Ashton Preston
Fr • 5-10 • 183
Edmond, Oklahoma
Cornerback


#41

2015 Season Highs

Tackles 2 at S. Miss (10/3/15)
Tackles For Loss
Sacks
Interceptions

Career Highs

Tackles 2 at S. Miss (10/3/15)
Tackles For Loss
Sacks
Interceptions



Eric Keena
Jr. • 6-2 • 175
Keller, Texas
Punter

#84

2015 Season Highs

Longest Punt 63 at S. Miss (10/3/15)
Number of Punts 8 vs. Iowa (9/26/15)

Career Highs

Longest Punt 71 at UAB (10/11/14)
Number of Punts 8 vs. Iowa (9/26/15)

NORTH TEXAS FOOTBALL

DEPTH CHART

OFFENSE

LT	66	MICHAEL BANOGU, 6-5, 299, SR., SQ, MCKINNEY, TX
	71	JORDAN MURRAY, 6-9, 360, FR., HS, COPPELL, TX
LG	64	SAM RICE, 6-4, 297, JR. TR, COPPELL, TX
	60	AVERY FORTENBERRY, 6-5, 297, FR., RS, ERA, TX
C	50	KAYDON KIRBY, 6-3, 320, JR., 2L, FLOWER MOUND, TX
	54	CREIGHTON BARR, 6-3, 302, FR, HS FLOWER, MOUND, TX -OR- 73 GARRETT GUNTER, 6-4, 293, JR. TR, SPRING BRANCH, TX
RG	65	MICAH THOMPSON, 6-4, 299, SR., 2L, JONES, OK
	77	ELEX WOODWORTH, 6-4, 284, FR., HS, MESQUITE, TX -OR- 60 AVERY FORTENBERRY, 6-5, 297, FR., RS, ERA, TX
RT	67	CHRIS MILES, 6-4, 299, FR., RS, FLOWER, MOUND, TX
	72	RYAN RENTFRO, 6-4, 314, JR., 1L, FLOWER MOUND, TX
WR	1	TURNER SMILEY, 6-0, 189, So., 1L, FRISCO, TX
	3	TEE GOREE, 6-3, 173, FR., RS, CARTHAGE, TX
WR	9	CARLOS HARRIS, 5-8, 185, SR., 3L, FRISCO, TX-
	4	DARVIN KIDSY, 6-0, 183, JR., 2L, MISSOURI CITY, TX
WR	11	THADDEUS THOMPSON, 6-2, 202, JR., TR, CIBOLO, TX
	2	O'KEERON RUTHERFORD, 6-5, 190, FR., RS, CARTHAGE, TX
TE	18	MARCUS SMITH, 6-4, 242, SR., 2L, SAN ANTONIO, TX
	14	CHRIS LOVING, 6-4, 258, SR., 1L, KLEIN, TX
RB	26	JEFFREY WILSON, 6-0, 195, 1L, ELKHART, TX
	22	ANTOINETTE JIMMERSON, 5-9, 220, SR., 3L, DALLAS, TX -OR- 29 WILLY IVERY, 5-8, 185, SQ, SULPHUR SPRINGS, TX
QB	5	ANDREW McNULTY, 6-1, 211, SR, 2L, IOWA CITY, IA
	8	JOSH GREER, 6-4, 215, JR., 1L, ARLINGTON, TX/ 10 DAMARCUS SMITH, 6-1, 216, JR., TR, LOUISVILLE, KY

DEFENSE

DT	91	AUSTIN ORR, 6-4, 264, SR., 2L, SEABROOK, TX
	49	RODERICK YOUNG, 6-1, 287, FR., HS, SPRING, TX
DT	48	SIR CALVIN WALLACE, 6-2, 308, JR., 1L, TYLER, TX
	15	T.J. TAAUALO, 6-2, 287, FR., RS, KELLER, TX
DE	30	JARRIAN ROBERTS, 6-2, 252, JR., 1L, CLARKSVILLE, TX
	42	CHAD POLK, 6-0, 231, SR., 3L, DALLAS, TX -OR- 7 JAREID COMBS, 6-3, 258, JR., TR, MINNEAPOLIS, MN
DE	99	ANDY FLUSCHE, 6-3, 259, So., 1L, MUENSTER, TX
	56	MALIK DILONGA, 6-4, 264, JR., 1L, CEDAR HILL, TX -OR- 90 TILLMAN JOHNSON, 6-1, 248, So., 1L, ROUND ROCK, TX
MLB	27	BLAKE BEAN, 6-1, 223, SR., TR, STILLWATER, OK -OR-
	43	ANTHONY WALLACE, 6-0, 227, SR. 1L, DALLAS, TX
OLB	32	FRED SCOTT, 5-11, 233, JR., 1L, KENNEDALE, TX -OR-
	17	CORTNEY FINNEY, 5-11, 220, JR., TR, BAY CITY, TX
OLB	37	BRANDON GARNER, 5-11, 225, FR., RS, MANSFIELD, TX -OR-
	3	CALVIN MINOR, 6-3, 213, So., 1L, LEWISVILLE, TX
CB	24	ZAC WHITFIELD, 5-9, 190, SR., 3L, SHERMAN, TX
	41	ASHTON PRESTON, 5-10, 183, FR., HS, EDMOND, OK
CB	16	CHAD DAVIS, 5-10, 181, JR., 2L, RICHMOND, TX
	8	JAMAL MARSHALL, 6-2, 203, SR., 3L, MISSOURI CITY, TX
FS	23	KISHAWN McCLAIN, 5-11, 201, So., 1L, ROSENBERG, TX
	5	MATTHEW DASH, 6-0, 188, SR., SQ, WILLINGBORO, NJ
SS	21	JAMES GRAY, 6-0, 190, JR., TR, ATLANTA, GA
	19	JOHN SCHILLECI, 6-1, 201, JR., 2L, DENTON, TX

SPECIAL TEAMS

PK	30	TREVOR MOORE, 5-11, 194, So., 1L, EDMOND, OK
	84	ERIC KEENA, 6-2, 175, JR., 1L, KELLER, TX
P	84	ERIC KEENA, 6-2, 175, JR., 1L, KELLER, TX
	40	BLAKE MACEK, 5-11, 190, JR., 2L, SULPHUR SPRINGS, TX
KR	4	DARVIN KIDSY, 6-0, 183, JR., 2L, MISSOURI CITY, TX
	21	JAMES GRAY, 6-0, 190, JR., TR, ATLANTA, GA
PR	4	DARVIN KIDSY, 6-0, 183, JR., 2L, MISSOURI CITY, TX
	13	TRE JOHNSON, 5-6, 153, JR., TR, SAN ANTONIO, TX
DS	58	TONY JOHNSON, 6-1, 216, JR., 1L, FORT WORTH, TX
PH	40	BLAKE MACEK, 5-11, 190, JR., 2L, SULPHUR SPRINGS, TX
KO	84	ERIC KEENA, 6-2, 175, JR., 1L, KELLER, TX

Pronunciation Guide

Michael Banogu	Ban-nuh-goo
Jareid Combs.....	Jared
Malik Dilonga.....	Ma-Leek Dill-Long-UH
B.J. Ebozue	E-Bose-E
Andy Flusche.....	Flu-Shee
Tee Goree	T- Gore-E
Mustafa Haboul.....	HA-Boul
Eric Keena.....	Kean-NAH
Blake Macek.....	MA-Sick
Jakii Moore	Juh-Key
John Schilleci.....	Sha-Lay-See
T.J. Tauaalo.....	Towah-Low-
Elex Woodworth	EL-X Woodworth

NORTH TEXAS FOOTBALL

MEAN GREEN CAREER STARTS

<u>WR</u>	
Smiley	7
Thompson	2

<u>RB</u>	
Jimmerson	5
Wilson	2
Tucker	1

<u>WR</u>	
Harris	28

<u>FB</u>	
Lynn	2

<u>QB</u>	
McNulty	12
Greer	3

<u>WR</u>	
Kidsy	6
Goree	3

<u>TE</u>	
M. Smith	14

<u>RT</u>	
Miles	4

<u>RG</u>	
Thompson	4

<u>C</u>	
Kirby	29

<u>LG</u>	
Rice	10
*- six starts at SMU in '13	

<u>LT</u>	
Banogu	5
Murray	1

<u>DE</u>	
Roberts	9

<u>DT</u>	
Wallace	12
Young	1

<u>DT</u>	
Orr	8

<u>DE</u>	
Polk	13
Dilonga	5
Flusche	2

<u>LOLB</u>	
Ellis	6
Garner	4
Marshall	4
Minor	3

<u>MLB</u>	
Scott	12
Bean	2
Wallace	2

<u>ROLB</u>	
Scott	4
Finney	0

<u>CB</u>	
Buyers	23
Whitfield	18

<u>CB</u>	
Davis	4

<u>SS</u>	
McClain	7

<u>FS</u>	
Gray	4

NORTH TEXAS FOOTBALL

ROSTER - NUMERICAL

No.	Name	Pos.	Ht.	Wt.	Cl.	Exp	Hometown (Last School)
1	Smiley, Turner	WR	6-0	189	So.	1L	Frisco, Texas (Wakeland HS)
2	Rutherford, O'Keeron	WR	6-5	190	Fr.	RS	Carthage, Texas (Carthage HS)
3	Goree, Tee	WR	6-3	173	Fr.	RS	Carthage, Texas (Carthage HS)
3	Minor, Calvin	LB	6-3	213	So.	1L	Lewisville, Texas (Lewisville HS)
4	Kidsy, Darvin	WR	6-0	183	Jr.	2L	Missouri City, Texas (Elkins HS)
5	Dash, Matthew	DB	6-0	188	Sr.	SQ	Willingboro, New Jersey (LA Pierce JC)
5	McNulty, Andrew	QB	6-1	211	Sr.	2L	Iowa City, Iowa (Iowa City HS)
6	Ellis, Sed	LB	6-3	201	Jr.	2L	Paris, Texas (Paris HS)
7	Combs, Jared	DE	6-3	258	Jr.	TR	Minneapolis, Minnesota (Iowa Central CC)
7	Means, Connor	QB	6-4	215	Fr.	RS	Deer Park, Texas (Deer Park HS)
8	Greer, Josh	QB	6-5	212	Jr.	1L	Arlington, Texas (Navarro JC)
8	Marshall, Jamal	DB	6-3	203	Sr.	3L	Missouri City, Texas (Fort Bend Elkins HS)
9	Harris, Carlos	WR	5-8	185	Sr.	3L	Frisco, Texas (Frisco HS)
10	Moore, Jakii	DB	6-1	203	Jr.	TR	Tulsa, Oklahoma (UAB)
10	Smith, DaMarcus	QB	6-1	216	Jr.	TR	Louisville, Kentucky (Butler CC)
11	Thompson, Thaddeous	WR	6-2	202	Jr.	TR	Cibola, Texas (Scottsdale CC)
11	Wells, Sam	DB	6-0	193	Fr.	RS	Commerce, Texas (Commerce HS)
13	Cousins, Josh	QB	6-1	207	So.	TR	Argyle, Texas (Northeastern Oklahoma State)
13	Johnson, Tre	RB	5-6	153	Jr.	TR	San Antonio, Texas (Cisco JC)
13	Rhone, Kerrick	DB	5-10	180	Sr.	TR	Pflugerville, Texas (Kent State)
14	Loving, Chris	TE	6-4	258	Sr.	1L	Klein, Texas (Blinn CC)
15	Chumley, Caleb	QB	6-5	240	Fr.	HS	Longview, Texas (Pine Tree HS)
15	Tauaalo, T.J.	DT	6-2	287	Fr.	RS	Keller, Texas (Central HS)
16	Davis, Chad	DB	5-10	181	Jr.	2L	Richmond, Texas (Bush HS)
16	Grimm, Nate	WR	6-4	207	Fr.	RS	Cedar Park, Texas (New Mexico St.)
17	Finney Cortney	LB	5-11	220	Jr.	TR	Bay City, Texas (Trinity Valley CC)
18	Smith, Marcus	TE	6-4	242	Sr.	2L	San Antonio, Texas (Warren HS)
19	Schilleci, John	DB	6-0	201	Jr.	2L	Denton, Texas (Guyer HS)
19	Shanbour, Quinn	QB	6-0	191	So.	SQ	Oklahoma City, Oklahoma (Heritage Hall HS)
20	Fernandes, Cedric	DB	5-10	176	Fr.	RS	Arlington, Texas (Martin HS)
20	Rollins, Rex	RB	6-1	206	Jr.	1L	Tyler, Texas (Chapel Hill HS)
21	Gray, James	DB	6-0	190	Jr.	TR	Atlanta, Georgia (Fort Scott CC)
22	Jimmerson, Antoinne	RB	5-9	220	Sr.	3L	Dallas, Texas (DeSoto HS)
23	McClain, Kishawn	DB	5-11	201	So.	1L	Rosenberg, Texas (Terry HS)
24	Whitfield, Zac	DB	5-9	190	Sr.	3L	Sherman, Texas (Sherman HS)
25	Tucker, Andrew	RB	6-0	203	So.	1L	Tyler, Texas (Chapel Hill HS)
26	Wilson, Jeffrey	RB	6-0	195	So.	1L	Elkhart, Texas (Elkhart HS)
27	Bean, Blake	LB	6-1	223	Sr.	TR	El Dorado, Kansas (Buffalo)
27	Prater, Derris	WR	6-1	175	Fr.	HS	Copperas Cove, Texas (Copperas Cove HS)
29	Ivery, Willy	RB	5-9	185	So.	SQ	Sulphur Springs, Texas (Sulphur Springs HS)
29	Strauss, Garrett	DB	6-0	195	Fr.	HS	San Antonio, Texas (Reagan HS)
30	Moore, Trevor	K	5-11	194	So.	1L	Edmond, Oklahoma (Edmond North HS)
30	Roberts, Jarrrian	DE	6-2	252	Jr.	1L	Clarksville, Texas (Clarksville HS)
31	Buyers, Kenny	DB	5-11	185	Sr.	2L	Hurst, Texas (L.D. Bell HS)
31	Shields, Tim	WR	5-7	174	Jr.	TR	Dallas, Texas (Tyler JC)
32	Ezzard, A.J.	RB	5-10	207	Fr.	RS	Southlake, Texas (Carroll HS)
32	Scott, Fred	LB	5-11	233	Jr.	1L	Kennedale, Texas (Kennedale HS)
34	Brooks, Nate	DB	6-0	170	Fr.	HS	Whitehouse, Texas (Whitehouse HS)
34	Porter, Marcell	RB	5-7	177	So.	TR	Abilene, Texas (West Texas A&M)
36	Maki, Cannon	FB	6-0	230	Fr.	RS	Fort Worth, Texas (All Saints HS)
36	Montgomery, Jalen	LB	5-11	217	So.	SQ	Mesquite, Texas (Mesquite HS)
37	Davis, Connor	WR	5-10	193	Jr.	TR	Grapevine, Texas (Texas Lutheran)
37	Garner, Brandon	LB	5-11	225	Fr.	RS	Mansfield, Texas (Timberview HS)
38	Jones, Andrew	DB	6-1	173	Fr.	RS	Mesquite, Texas (North Mesquite HS)
39	Lynn, Jarrod	TE	6-0	244	Sr.	1L	Grapevine, Texas (Grapevine HS)
39	Robinson, Taylor	DB	5-11	191	Fr.	HS	Keller, Texas (Central HS)
40	Macek, Blake	P	5-11	190	Jr.	2L	Sulphur Springs, Texas (Sulphur Springs HS)
41	Preston, Ashton	DB	5-10	183	Fr.	HS	Edmond, Oklahoma (Santa Fe HS)
42	Polk, Chad	DE	6-0	231	Sr.	3L	Dallas, Texas (Woodrow Wilson HS)
43	Wallace, Anthony	LB	6-0	227	Sr.	1L	Dallas, Texas (Oregon)
44	Moore, Sid	DL	6-1	261	So.	1L	Van, Texas (Van HS)
44	Nelson, Taylor	RB	5-11	195	So.	TR	Carrollton, Texas (Prince of Peace HS)
46	Smith, A.J.	LB	6-2	225	Sr.	SQ	Miami, Oklahoma (NE Oklahoma A&M)
48	Wallace, Sir Calvin	DT	6-2	308	Jr.	1L	Tyler, Texas (Chapel Hill HS)
49	Young, Roderick	DT	6-1	287	Fr.	HS	Spring, Texas (Dekaney HS)
50	Kirby, Kaydon	OL	6-3	320	Jr.	2L	Flower Mound, Texas (Flower Mound HS)
50	Smith, Dakota	DE	6-4	234	Jr.	TR	Plano, Texas (Trinity Valley CC)
51	Davis, Jake	DS	6-0	210	Fr.	RS	Katy, Texas (Seven Lakes HS)
51	McNair, Darrien	LB	6-3	211	Fr.	HS	Ocala, Florida (Trinity Catholic HS)
52	Schwartz, Braelon	LB	6-0	226	So.	RS	Arlington, Texas (Stephen F. Austin)
53	LeMasters, William	LB	6-2	213	Fr.	HS	Dallas, Texas (Parish Episcopal HS)
54	Barr, Creighton	OL	6-3	302	Fr.	HS	Flower Mount, Texas (Marcus HS)
56	Dilonga, Malik	DE	6-4	264	Jr.	1L	Cedar Hill, Texas (Trinity Christian School)
57	Garror, Joustin	LB	5-11	223	Jr.	TR	Mobile, Alabama (Baker HS)
57	Santos, Bernie	OL	6-3	320	Fr.	HS	Denton, Texas (Guyer HS)
58	Johnson, Tony	DS	6-1	216	Jr.	1L	Fort Worth, Texas (South Grand Prairie HS)
60	Fortenberry, Avery	OL	6-5	297	Fr.	RS	Era, Texas (Era HS)
61	Kyle, Darin	DS	6-2	230	So.	HS	Spring, Texas (Klein Collins HS)
62	Weideman, Nick	LB	6-3	200	Fr.	HS	McKinney, Texas (McKinney Christian School)
64	Rice, Sam	OL	6-4	297	Jr.	TR	Coppell, Texas (SMU)
65	Thompson, Micah	OL	6-4	300	Sr.	2L	Jones, Oklahoma (Jones HS)
66	Banogu, Michael	OL	6-5	299	Sr.	SQ	McKinney, Texas (Prosper HS)
67	Miles, Chris	OL	6-4	299	Fr.	RS	Flower Mound, Texas (Flower Mound HS)
68	Munden, Chett	OL	6-5	305	Fr.	HS	Marshall, Texas (Marshall HS)
69	Mealey, Kyle	OL	6-2	302	Fr.	HS	Austin, Texas (Bowie HS)
70	Keenan, Trey	OL	6-5	272	Jr.	TR	Argyle, Texas (Texas Tech)
71	Murray, Jordan	OL	6-9	360	Fr.	HS	Coppell, Texas (Coppell HS)
72	Rentfro, Ryan	OL	6-4	314	Jr.	1L	Flower Mound, Texas (Marcus HS)
73	Gunter, Garrett	OL	6-4	293	Jr.	TR	Spring Branch, Texas (Trinity Valley CC)
74	Siegert, Jordan	OL	6-5	313	Fr.	HS	Cedar Park, Texas (Cedar Park HS)
76	Sorge, Harrison	OL	6-5	311	So.	SQ	Wichita Falls, Texas (Rider HS)
77	Woodworth, Elex	OL	6-4	284	Fr.	HS	Mesquite, Texas (Horn HS)
78	Trussell, Connor	OL	6-5	303	Jr.	SQ	Arlington, Texas (Martin HS)
79	Walker, Dominick	OL	6-5	294	So.	SQ	Sugar Land, Texas (Austin HS)
80	Bendy, Rodney	WR	6-5	196	Fr.	HS	Tyler, Texas (John Tyler HS)
81	Khan, Daniel	WR	5-11	180	Fr.	RS	Sherman Oaks, California (Notre Dame HS)
82	Bradley II, D'Aundrey	WR	6-2	180	Fr.	HS	Cedar Hill, Texas (Cedar Hill HS)
83	Culberson, Gavin	WR	5-11	188	Fr.	HS	Magnolia, Texas (Magnolia HS)
84	Keena, Eric	P	6-2	175	Jr.	1L	Keller, Texas (Sunrise Mountain HS)
85	Ebozue, B.J.	WR	5-11	197	So.	TR	Grand Prairie, Texas (Evangel University)
86	Dillman, Kevin	TE	6-4	249	Fr.	HS	Denton, Texas (Guyer HS)
87	Smith, Kelvin	TE	6-2	252	Fr.	HS	Spring, Texas (Dekaney HS)
88	Reinhardt, Wylie	TE	6-4	261	So.	SQ	Saginaw, Texas (Saginaw HS)
89	Robinson, Willie	WR	6-0	185	Jr.	TR	Fort Worth, Texas (Tyler JC)
90	Johnson, Tillman	DE	6-1	248	So.	1L	Round Rock, Texas (McNeil HS)
91	Orr, Austin	DT	6-4	264	Sr.	2L	Seabrook, Texas (Clear Lake HS)
92	Enterline, Trey	DS	6-3	225	Jr.	SQ	Arlington, Texas (Martin HS)
92	Flewellen, Christian	FB	6-0	240	Jr.	HS	Duncanville, Texas (Duncanville HS)
93	Combes, Julius	DT	6-1	313	Fr.	HS	Washington, D.C. (DeMatha HS)
94	Haboul, Mustafa	DT	6-0	265	Jr.	SQ	Arlington, Texas (Martin HS)
95	Howard, Eli	DE	6-4	247	Fr.	HS	San Angelo, Texas (Central HS)
97	Harrison, DeMikal	DT	6-3	324	Fr.	HS	Midwest City, Oklahoma (Midwest HS)
98	Wegmann, R.D.	DT	6-3	265	Fr.	HS	Wichita Falls, Texas (Rider HS)
99	Flusche, Andy	DE	6-3	259	So.	1L	Muenster, Texas (Muenster HS)

NORTH TEXAS FOOTBALL

2015 NORTH TEXAS COMBINED TEAM STATISTICS

Date	Opponent	Score	Att.	Record:	Overall	Home	Away	Neutral
Sep 12, 2015	at SMU	L 13-31	25401	All games	0-4	0-1	0-3	0-0
* Sep 19, 2015	RICE	L 24-38	19602	Conference	0-2	0-1	0-1	0-0
Sep 26, 2015	at IOWA	L 16-62	56041	Non-Conference	0-2	0-0	0-2	0-0
* Oct 03, 2015	at Southern Miss	L 14-49	26430					

Rushing										Team Statistics		
gp	att	gain	loss	net	avg	td	lg	avg/g		NT	OPP	
JIMMERSON, A.	4	46	223	8	215	4.7	1	27	53.8	FIRST DOWNS	85	102
WILSON, Jeffrey	2	37	212	1	211	5.7	0	20	105.5	Rushing	41	48
IVERY, Willy	3	17	139	5	134	7.9	1	28	44.7	Passing	35	46
TUCKER, Andrew	3	12	57	0	57	4.8	0	18	19.0	Penalty	9	8
HARRIS, Carlos	4	4	24	0	24	6.0	0	12	6.0	RUSHING YARDAGE	655	920
EZZARD, A.J.	2	6	16	1	15	2.5	1	5	7.5	Rushing Attempts	154	180
SMITH, DaMarcus	2	7	24	12	12	1.7	0	8	6.0	Average Per Rush	4.3	5.1
SMILEY, Turner	3	1	10	0	10	10.0	0	10	3.3	Average Per Game	163.8	230.0
ROLLINS, Rex	1	2	8	0	8	4.0	0	6	8.0	TDs Rushing	3	12
LYNN, Jarrod	3	2	1	1	0	0.0	0	1	0.0	PASSING YARDAGE	805	1147
Total	4	154	769	114	655	4.3	3	28	163.8	Comp-Att-Int	66-144-6	92-121-0
Opponents	4	180	1012	92	920	5.1	12	50	230.0	Average Per Pass	5.6	9.5

Passing										Team Statistics		
gp	effc	comp-att-int	pct	yds	td	lg	avg/g			NT	OPP	
MCNULTY, Andrew	4	95.73	60-126-4	47.6	699	3	93	174.8		TOTAL OFFENSE	1460	2067
SMITH, DaMarcus	2	57.33	3-12-1	25.0	70	0	61	35.0		Average Per Play	4.9	6.9
GREER, Josh	1	50.40	2-5-1	40.0	30	0	24	30.0		Average Per Game	365.0	516.8
HARRIS, Carlos	4	480.40	1-1-0	100.0	6	1	6	1.5		KICK RETURNS: #-Yards	14-271	9-214
Total	4	93.62	66-144-6	45.8	805	4	93	201.2		PUNT RETURNS: #-Yards	4-19	5-109
Opponents	4	185.66	92-121-0	76.0	1147	11	81	286.8		INT RETURNS: #-Yards	0-0	6-122

Receiving										Team Statistics		
gp	no.	yds	avg	td	lg	avg/g				NT	OPP	
HARRIS, Carlos	4	27	412	15.3	3	93	103.0			FUMBLES-LOST	8-5	6-5
LOVING, Chris	3	10	126	12.6	1	29	42.0			PENALTIES-Yards	24-220	25-221
SMILEY, Turner	3	8	124	15.5	0	39	41.3			PUNTS-AVG	21-43.9	12-42.9
SMITH, Marcus	4	8	67	8.4	0	11	16.8			TIME OF POSSESSION/Game	25:07	34:53
KIDSY, Darvin	4	3	24	8.0	0	12	6.0			3RD-DOWN Conversions	26/67	33/54
THOMPSON, T.	4	3	16	5.3	0	8	4.0			4TH-DOWN Conversions	5/9	1/4
GOREE, Tee	3	3	5	1.7	0	10	1.7			Interceptions	no. yds avg td lg	
WILSON, Jeffrey	2	1	23	23.0	0	23	11.5			Punting	no. yds avg lg tb fc i20 50+ blk	
ROLLINS, Rex	1	1	3	3.0	0	3	3.0			KEENA, Eric	19 863 45.4 63 1 9 5 6 0	
RUTHERFORD, O.	3	1	3	3.0	0	3	1.0			MACEK, Blake	2 58 29.0 40 1 0 0 0 0	
JIMMERSON, A.	4	1	2	2.0	0	2	0.5			Punt Returns	no. yds avg td lg	
Total	4	66	805	12.2	4	93	201.2			KIDSY, Darvin	4 19 4.8 0 13	
Opponents	4	92	1147	12.5	11	81	286.8			Total	4 19 4.8 0 13	

Field Goals									
fg	pct.	01-19	20-29	30-39	40-49	50-99	lg	blk	
MOORE, Trevor	6-9	66.7	0-0	3-3	0-2	0-1	38	0	

Scoring									
td	fg	kick	PAT rush	rcv	pass	dxp	saf	pts	
MOORE, Trevor	-	6-9	7-7	-	-	-	-	25	
HARRIS, Carlos	3	-	-	-	-	-	-	18	
LOVING, Chris	1	-	-	-	-	-	-	6	
JIMMERSON, A.	1	-	-	-	-	-	-	6	
IVERY, Willy	1	-	-	-	-	-	-	6	
EZZARD, A.J.	1	-	-	-	-	-	-	6	
Total	7	6-9	7-7	-	-	-	-	67	
Opponents	25	2-3	24-25	-	-	-	-	180	

Score by Quarters						
	1st	2nd	3rd	4th	OT	Total
North Texas	6	23	17	21	0	67
Opponents	28	52	51	49	0	180

Total Offense									
g	plays	rush	pass	total	avg/g				
MCNULTY, Andrew	4	145	-25	699	674	168.5			
JIMMERSON, A.	4	46	215	0	215	53.8			
WILSON, Jeffrey	2	37	211	0	211	105.5			
IVERY, Willy	3	17	134	0	134	44.7			
SMITH, DaMarcus	2	19	12	70	82	41.0			
Total	4	298	655	805	1460	365.0			
Opponents	4	301	920	1147	2067	516.8			

Tackles										Sacks			Pass defense			Fumbles			blkd		
##	Defensive Leaders	gp	ua	a	tot	tfl/yds	no-yds	int-yds	brup	qbh	rcv-yds	ff	kick	saf							
23	MCCLAIN, K.	4	35	7	42	1	.	.	.							
21	GRAY, James	4	28	8	36	1.0-3	.	.	2							
32	SCOTT, Fred	4	15	11	26	2.5-8	1.0-4	.	.	1	1-0	.	.	.							
27	BEAN, Blake	3	15	7	22	1	.	.	.							
43	WALLACE, A.	4	11	9	20	1.5-4	1-0	.	.	.							
Total		4	204	94	298	20-87	7-31	.	6	4	5-0	3	.	.							
Opponents		4	166	88	254	21-106	12-91	6-122	19	10	5-0	6	.	.							

NORTH TEXAS FOOTBALL

2015 NORTH TEXAS OVERALL TEAM STATISTICS

Team Statistics	NT	OPP
SCORING	67	180
Points Per Game	16.8	45.0
Points Off Turnovers	13	44
FIRST DOWNS	85	102
Rushing	41	48
Passing	35	46
Penalty	9	8
RUSHING YARDAGE	655	920
Yards gained rushing	769	1012
Yards lost rushing	114	92
Rushing Attempts	154	180
Average Per Rush	4.3	5.1
Average Per Game	163.8	230.0
TDs Rushing	3	12
PASSING YARDAGE	805	1147
Comp-Att-Int	66-144-6	92-121-0
Average Per Pass	5.6	9.5
Average Per Catch	12.2	12.5
Average Per Game	201.2	286.8
TDs Passing	4	11
TOTAL OFFENSE	1460	2067
Total Plays	298	301
Average Per Play	4.9	6.9
Average Per Game	365.0	516.8
KICK RETURNS: #-Yards	14-271	9-214
PUNT RETURNS: #-Yards	4-19	5-109
INT RETURNS: #-Yards	0-0	6-122
KICK RETURN AVERAGE	19.4	23.8
PUNT RETURN AVERAGE	4.8	21.8
INT RETURN AVERAGE	0.0	20.3
FUMBLES-LOST	8-5	6-5
PENALTIES-Yards	24-220	25-221
Average Per Game	55.0	55.2
PUNTS-Yards	21-921	12-515
Average Per Punt	43.9	42.9
Net punt average	36.8	41.3
KICKOFFS-Yards	17-1098	30-1847
Average Per Kick	64.6	61.6
Net kick average	40.2	40.9
TIME OF POSSESSION/Game	25:07	34:53
3RD-DOWN Conversions	26/67	33/55
3rd-Down Pct	39%	60%
4TH-DOWN Conversions	5/9	1/4
4th-Down Pct	56%	25%
SACKS BY-Yards	7-31	12-91
MISC YARDS	0	0
TOUCHDOWNS SCORED	7	25
FIELD GOALS-ATTEMPTS	6-9	2-3
ON-SIDE KICKS	0-0	0-0
RED-ZONE SCORES	(7-10) 70%	(19-23) 83%
RED-ZONE TOUCHDOWNS	(3-10) 30%	(17-23) 74%
PAT-ATTEMPTS	(7-7) 100%	(24-25) 96%
ATTENDANCE	19602	107872
Games/Avg Per Game	1/19602	3/35957
Neutral Site Games		0/0

Score by Quarters	1st	2nd	3rd	4th	OT	Total
North Texas	6	23	17	21	0	67
Opponents	28	52	51	49	0	180

NORTH TEXAS FOOTBALL

2015 NORTH TEXAS GAME-BY-GAME STATISTICS

Date	Opponent	Rushing				Receiving				Passing				Kick Returns				Punt Returns				tot off
		no.	yds	td	lg	no.	yds	td	lg	cmp-att-int	yds	td	lg	no.	yds	td	lg	no.	yds	td	lg	
Sep 12	at SMU	33	112	1	25	16	128	0	19	16-34-2	128	0	19	2	36	0	21	2	18	0	13	240
Sep 19	RICE	27	175	1	27	19	303	2	93	19-35-1	303	2	93	4	112	0	33	1	-2	0	0	478
Sep 26	at IOWA	45	183	0	28	17	173	1	24	17-43-2	173	1	24	3	46	0	18	0	0	0	0	356
Oct 03	at Southern Miss	49	185	1	24	14	201	1	61	14-32-1	201	1	61	5	77	0	24	1	3	0	3	386
North Texas		154	655	3	28	66	805	4	93	66-144-6	805	4	93	14	271	0	33	4	19	0	13	1460
		180	920	12	50	92	1147	11	81	92-121-0	1147	11	81	9	214	0	40	5	109	0	38	2067

Games: 4 • Avg/rush: 4.3 • Avg/catch: 12.2 • Pass effic: 93.62 • KR avg: 19.4 • PR avg: 4.8 • All purpose avg/game: 437.5 • Total offense avg/gm: 365.0

Date	Opponent	Tackles				Sacks no-yds	Fumble		Pass Defense			blkd kick	PAT Attempts			off			
		ua	a	total	tfl-yds		ff	fr-yds	int-yds	qbh	brup		kick	rush	rcv	saf	t/o	pts	
Sep 12	at SMU	59	10	69	5.0-33	2.0-7	2	3-0	0-0	2	3	0	1-1	0	0	0	0	3	13
Sep 19	RICE	54	38	92	7.0-28	4.0-16	0	0-0	0-0	0	0	0	3-3	0	0	0	0	0	24
Sep 26	at IOWA	37	42	79	5.0-19	1.0-8	1	2-0	0-0	1	0	0	1-1	0	0	0	10	16	
Oct 03	at Southern Miss	54	4	58	3.0-7	0.0-0	0	0-0	0-0	1	3	0	2-2	0	0	0	0	0	14
North Texas		204	94	298	20.0-87	7.0-31	3	5-0	0-0	4	6	0	7-7	0	0	0	13	67	
		166	88	254	21.0-106	12.0-91	6	5-0	6-122	10	19	0	24-25	0	0	0	44	180	

Date	Opponent	Punting							Field Goals			Kickoffs						
		no.	yds	avg	long	blkd	tb	fc	50+	i20	md-att	long	blkd	no.	yds	avg	tb	ob
Sep 12	at SMU	5	207	41.4	55	0	1	1	1	1	2-3	25	0	4	264	66.0	2	0
Sep 19	RICE	2	69	34.5	51	0	0	0	1	1	1-2	23	0	5	319	63.8	4	0
Sep 26	at IOWA	8	379	47.4	58	0	0	4	3	3	3-3	38	0	5	323	64.6	1	0
Oct 03	at Southern Miss	6	266	44.3	63	0	1	4	1	0	0-1	0	0	3	192	64.0	1	0
North Texas		21	921	43.9	63	0	2	9	6	5	6-9	38	0	17	1098	64.6	8	0
		12	515	42.9	57	0	0	1	2	5	2-3	27	0	30	1847	61.6	14	0

NORTH TEXAS FOOTBALL

2015 NORTH TEXAS INDIVIDUAL STATISTICS

Rushing	gp	att	gain	loss	net	avg	td	lg	avg/g
JIMMERSON, A.	4	46	223	8	215	4.7	1	27	53.8
WILSON, Jeffrey	2	37	212	1	211	5.7	0	20	105.5
IVERY, Willy	3	17	139	5	134	7.9	1	28	44.7
TUCKER, Andrew	3	12	57	0	57	4.8	0	18	19.0
HARRIS, Carlos	4	4	24	0	24	6.0	0	12	6.0
EZZARD, A.J.	2	6	16	1	15	2.5	1	5	7.5
SMITH, DaMarcus	2	7	24	12	12	1.7	0	8	6.0
SMILEY, Turner	3	1	10	0	10	10.0	0	10	3.3
ROLLINS, Rex	1	2	8	0	8	4.0	0	6	8.0
LYNN, Jarrod	3	2	1	1	0	0.0	0	1	0.0
TEAM	1	1	0	6	-6	-6.0	0	0	-6.0
MCNULTY, Andrew	4	19	55	80	-25	-1.3	0	18	-6.2
Total	4	154	769	114	655	4.3	3	28	163.8
Opponents	4	180	1012	92	920	5.1	12	50	230.0

Passing	gp	effic	comp-att-int	pct	yds	td	lg	avg/g
MCNULTY, Andrew	4	95.73	60-126-4	47.6	699	3	93	174.8
SMITH, DaMarcus	2	57.33	3-12-1	25.0	70	0	61	35.0
GREER, Josh	1	50.40	2-5-1	40.0	30	0	24	30.0
HARRIS, Carlos	4	480.40	1-1-0	100.0	6	1	6	1.5
Total	4	93.62	66-144-6	45.8	805	4	93	201.2
Opponents	4	185.66	92-121-0	76.0	1147	11	81	286.8

Receiving	gp	no.	yds	avg	td	lg	avg/g
HARRIS, Carlos	4	27	412	15.3	3	93	103.0
LOVING, Chris	3	10	126	12.6	1	29	42.0
SMILEY, Turner	3	8	124	15.5	0	39	41.3
SMITH, Marcus	4	8	67	8.4	0	11	16.8
KIDSY, Darwin	4	3	24	8.0	0	12	6.0
THOMPSON, T.	4	3	16	5.3	0	8	4.0
GOREE, Tee	3	3	5	1.7	0	10	1.7
WILSON, Jeffrey	2	1	23	23.0	0	23	11.5
RUTHERFORD, O.	3	1	3	3.0	0	3	1.0
ROLLINS, Rex	1	1	3	3.0	0	3	3.0
JIMMERSON, A.	4	1	2	2.0	0	2	0.5
Total	4	66	805	12.2	4	93	201.2
Opponents	4	92	1147	12.5	11	81	286.8

Punt Returns	no.	yds	avg	td	lg
KIDSY, Darwin	4	19	4.8	0	13
Total	4	19	4.8	0	13
Opponents	5	109	21.8	0	38

Interceptions	no.	yds	avg	td	lg
Total	0	0	0.0	0	0
Opponents	6	122	20.3	2	88

Kick Returns	no.	yds	avg	td	lg
BRADLEY, D.	9	166	18.4	0	33
KIDSY, Darwin	4	90	22.5	0	27
SMILEY, Turner	1	15	15.0	0	15
Total	14	271	19.4	0	33
Opponents	9	214	23.8	0	40

Fumble Returns	no.	yds	avg	td	lg
Total	0	0	0.0	0	0
Opponents	0	0	0.0	0	0

NORTH TEXAS FOOTBALL

2015 NORTH TEXAS INDIVIDUAL STATISTICS

Scoring	td	fg	PAT				dxp	saf	pts	Total Offense	q	plays	rush	pass	total	avg/q
			kick	rush	rcv	pass										
MOORE, Trevor	-	6-9	7-7	-	-	-	-	-	25	MCNULTY, Andrew	4	145	-25	699	674	168.5
HARRIS, Carlos	3	-	-	-	-	-	-	-	18	JIMMERSON, A.	4	46	215	0	215	53.8
EZZARD, A.J.	1	-	-	-	-	-	-	-	6	WILSON, Jeffrey	2	37	211	0	211	105.5
LOVING, Chris	1	-	-	-	-	-	-	-	6	IVERY, Willy	3	17	134	0	134	44.7
JIMMERSON, A.	1	-	-	-	-	-	-	-	6	SMITH, DaMarcus	2	19	12	70	82	41.0
IVERY, Willy	1	-	-	-	-	-	-	-	6	TUCKER, Andrew	3	12	57	0	57	19.0
Total	7	6-9	7-7	-	-	-	-	-	67	GREER, Josh	1	5	0	30	30	30.0
Opponents	25	2-3	24-25	-	-	-	-	-	180	HARRIS, Carlos	4	5	24	6	30	7.5
										EZZARD, A.J.	2	6	15	0	15	7.5
										SMILEY, Turner	3	1	10	0	10	3.3
										ROLLINS, Rex	1	2	8	0	8	8.0
										TEAM	1	1	-6	0	-6	-6.0
										Total	4	298	655	805	1460	365.0
										Opponents	4	301	920	1147	2067	516.8

Field Goals	fg	pct.	01-19	20-29	30-39	40-49	50-99	lg	blk	Punting	no.	yds	avg	lg	tb	fc	i20	50+	blk
MOORE, Trevor	6-9	66.7	0-0	3-3	3-3	0-2	0-1	38	0	KEENA, Eric	19	863	45.4	63	1	9	5	6	0
										MACEK, Blake	2	58	29.0	40	1	0	0	0	0
										Total	21	921	43.9	63	2	9	5	6	0
										Opponents	12	515	42.9	57	0	1	5	2	0

FG Sequence	North Texas	Opponents
SMU	(25),(25),48	(27)
RICE	(23),53	29,(20)
IOWA	(38),(38),(31)	-
Southern Miss	46	-

Numbers in (parentheses) indicate field goal was made.

All Purpose	q	rush	rcv	pr	kr	ir	total	avg/q
HARRIS, Carlos	4	24	412	0	0	0	436	109.0
WILSON, Jeffrey	2	211	23	0	0	0	234	117.0
JIMMERSON, A.	4	215	2	0	0	0	217	54.2
BRADLEY, D.	4	0	0	0	166	0	166	41.5
SMILEY, Turner	3	10	124	0	15	0	149	49.7
IVERY, Willy	3	134	0	0	0	0	134	44.7
KIDSY, Darwin	4	0	24	19	90	0	133	33.2
LOVING, Chris	3	0	126	0	0	0	126	42.0
SMITH, Marcus	4	0	67	0	0	0	67	16.8
TUCKER, Andre	3	57	0	0	0	0	57	19.0
THOMPSON, T.	4	0	16	0	0	0	16	4.0
EZZARD, A.J.	2	15	0	0	0	0	15	7.5
SMITH, DaMarc	2	12	0	0	0	0	12	6.0
ROLLINS, Rex	1	8	3	0	0	0	11	11.0
GOREE, Tee	3	0	5	0	0	0	5	1.7
RUTHERFORD,	3	0	3	0	0	0	3	1.0
TEAM	1	-6	0	0	0	0	-6	-6.0
MCNULTY, Andr	4	-25	0	0	0	0	-25	-6.2
Total	4	655	805	19	271	0	1750	437.5
Opponents	4	920	1147	109	214	122	2512	628.0

NORTH TEXAS FOOTBALL

2015 NORTH TEXAS DEFENSIVE STATISTICS

#	Defensive Leaders	gp	Tackles				tfl/yds	Sacks		Pass defense			Fumbles		blkd	
			ua	a	tot			no-yds	int-yds	brup	qbh	rcv-yds	ff	kick	saf	
23	MCCLAIN, K.	4	35	7	42	1	.	.	
21	GRAY, James	4	28	8	36	1.0-3	.	.	2	
32	SCOTT, Fred	4	15	11	26	2.5-8	1.0-4	.	.	1	1-0	.	.	.		
27	BEAN, Blake	3	15	7	22	1	.	.		
43	WALLACE, A.	4	11	9	20	1.5-4	1-0	.	.	.		
24	WHITFIELD, Zac	4	13	3	16	.	.	.	1		
37	GARNER, Brandon	4	11	3	14	3.0-5		
16	DAVIS, Chad	4	10	3	13	1.5-3	1.0-1	.	2	.	.	1	.	.		
99	FLUSCHE, Andy	4	4	7	11	.	.	.	1		
17	FINNEY, Cortney	4	5	5	10	1-0	.	.	.		
3	MINOR, Calvin	2	3	6	9		
15	TAUAAALO, T.J.	4	4	5	9		
48	WALLACE, S.	4	4	4	8		
30	ROBERTS, J.	4	6	2	8	5.5-29	4.0-20	.	.	2		
20	FERNANDES, C.	1	5	1	6	1.0-6		
49	YOUNG, Roderick	4	4	2	6	1.0-6	1.0-6		
56	DILONGA, Malik	4	4	1	5	1.0-3		
8	MARSHALL, Jamal	4	2	2	4		
19	SCHILLECI, John	3	3	.	3	1.0-19	1-0	.	.	.		
84	KEENA, Eric	4	2	1	3		
91	ORR, Austin	4	2	1	3	1.0-1	.	.	.	1	1-0	.	.	.		
44	MOORE, Sid	2	2	1	3		
90	JOHNSON, Ti.	4	3	.	3		
7	COMBS, Jareid	4	2	1	3		
6	ELLIS, Sed	3	2	.	2		
41	PRESTON, Ashton	4	2	.	2		
39	LYNN, Jarrod	3	.	2	2		
5E	DASH, Matthew	3	2	.	2		
18	SMITH, Marcus	4	2	.	2		
25	TUCKER, Andrew	3	1	.	1		
5	MCNULTY, Andrew	4	.	1	1		
34	BROOKS, Nate	2	1	.	1		
82	BRADLEY, D.	4	.	1	1		
3C	GOREE, Tee	3	1	.	1		
Total		4	204	94	298	20-87	7-31	.	6	4	5-0	3	.	.		
Opponents		4	166	88	254	21-106	12-91	6-122	19	10	5-0	6	.	.		

NORTH TEXAS FOOTBALL

2015 NORTH TEXAS INDIVIDUAL SEASON AND CAREER HIGHS

SEASON										CAREER								
Rushing																		
gp	att	gain	loss	net	avg	td	lg	avg/g		gp	att	gain	loss	net	avg	td	lg	avg/g
JIMMERSON, A.	4	46	223	8	215	4.7	1	27	53.8	38	381	1883	89	1794	4.7	18	45	47.2
WILSON, Jeffrey	2	37	212	1	211	5.7	0	20	105.5	11	87	438	3	435	5.0	1	20	39.5
IVERY, Willy	3	17	139	5	134	7.9	1	28	44.7	9	24	144	15	129	5.4	1	28	14.3
TUCKER, Andrew	3	12	57	0	57	4.8	0	18	19.0	14	20	101	0	101	5.1	0	20	7.2
HARRIS, Carlos	4	3	21	0	21	7.0	0	12	5.2	41	17	177	6	171	10.1	1	43	4.2
EZZARD, A.J.	2	6	16	1	15	2.5	1	5	7.5	2	6	16	1	15	2.5	1	5	7.5
SMITH, DaMarcus	2	7	24	12	12	1.7	0	8	6.0	2	7	24	12	12	1.7	0	8	6.0
SMILEY, Turner	3	1	10	0	10	10.0	0	10	3.3	15	3	23	0	23	7.7	0	11	1.5
ROLLINS, Rex	1	2	8	0	8	4.0	0	6	8.0	10	20	114	14	100	5.0	0	30	10.0
MARSHALL, Jamal	4	1	3	0	3	3.0	0	3	0.8	37	1	3	0	3	3.0	0	3	0.1
LYNN, Jarrod	3	2	1	1	0	0.0	0	1	0.0	15	14	47	1	46	3.3	1	9	3.1
TEAM	1	1	0	6	-6	-6.0	0	0	-6.0									
MCNULTY, Andrew	4	19	55	80	-25	-1.3	0	18	-6.2	29	88	333	243	90	1.0	3	65	3.1
Total	4	154	769	114	655	4.3	3	28	163.8									
Opponents	4	180	1012	92	920	5.1	12	50	230.0									
Passing																		
gp	effic	comp-att-int	pct	yds	td	lg	avg/g			gp	effic	comp-att-int	pct	yds	td	lg	avg/g	
MCNULTY, Andrew	4	95.73	60-126-4	47.6	699	3	93	174.8		29	105.48	203-385-15	52.7	2382	10	93	82.1	
SMITH, DaMarcus	2	57.33	3-12-1	25.0	70	0	61	35.0		2	57.33	3-12-1	25.0	70	0	61	35.0	
GREER, Josh	1	50.40	2-5-1	40.0	30	0	24	30.0		4	67.06	26-55-3	47.3	201	0	24	50.2	
HARRIS, Carlos	4	480.40	1-1-0	100.0	6	1	6	1.5		41	480.40	1-1-0	100.0	6	1	6	0.1	
Total	4	93.62	66-144-6	45.8	805	4	93	201.2										
Opponents	4	185.66	92-121-0	76.0	1147	11	81	286.8										
Receiving																		
gp	no.	yds	avg	td	lg	avg/g				gp	no.	yds	avg	td	lg	avg/g		
HARRIS, Carlos	4	27	412	15.3	3	93	103.0			41	163	2091	12.8	9	93	51.0		
LOVING, Chris	3	10	126	12.6	1	29	42.0			8	11	134	12.2	1	29	16.8		
SMILEY, Turner	3	8	124	15.5	0	39	41.3			15	22	319	14.5	1	44	21.3		
SMITH, Marcus	4	8	67	8.4	0	11	16.8			31	30	404	13.5	6	41	13.0		
KIDSY, Darvin	4	3	24	8.0	0	12	6.0			29	34	323	9.5	0	31	11.1		
THOMPSON, T.	4	3	16	5.3	0	8	4.0			6	3	16	5.3	0	8	2.7		
GOREE, Tee	3	3	5	1.7	0	10	1.7			3	3	5	1.7	0	10	1.7		
WILSON, Jeffrey	2	1	23	23.0	0	23	11.5			11	6	64	10.7	1	29	5.8		
RUTHERFORD, O.	3	1	3	3.0	0	3	1.0			3	1	3	3.0	0	3	1.0		
ROLLINS, Rex	1	1	3	3.0	0	3	3.0			10	2	19	9.5	0	16	1.9		
JIMMERSON, A.	4	1	2	2.0	0	2	0.5			38	29	366	12.6	5	78	9.6		
Total	4	66	805	12.2	4	93	201.2											
Opponents	4	92	1147	12.5	11	81	286.8											
Total Offense																		
q	plays	rush	pass	total	avg/g					q	plays	rush	pass	total	avg/g			
MCNULTY, Andrew	4	145	-25	699	674	168.5				29	473	90	2382	2472	85.2			
JIMMERSON, A.	4	46	215	0	215	53.8				38	381	1794	0	1794	47.2			
WILSON, Jeffrey	2	37	211	0	211	105.5				11	87	435	0	435	39.5			
IVERY, Willy	3	17	134	0	134	44.7				9	24	129	0	129	14.3			
SMITH, DaMarcus	2	19	12	70	82	41.0				2	19	12	70	82	41.0			
TUCKER, Andrew	3	12	57	0	57	19.0				14	20	101	0	101	7.2			
GREER, Josh	1	5	0	30	30	30.0				4	65	-42	201	159	39.8			
HARRIS, Carlos	4	4	21	6	27	6.8				41	18	171	6	177	4.3			
EZZARD, A.J.	2	6	15	0	15	7.5				2	6	15	0	15	7.5			
SMILEY, Turner	3	1	10	0	10	3.3				15	3	23	0	23	1.5			
ROLLINS, Rex	1	2	8	0	8	8.0				10	20	100	0	100	10.0			
MARSHALL, Jamal	4	1	3	0	3	0.8				37	1	3	0	3	0.1			
TEAM	1	1	-6	0	-6	-6.0												
Total	4	298	655	805	1460	365.0												
Opponents	4	301	920	1147	2067	516.8												

NORTH TEXAS FOOTBALL

2015 NORTH TEXAS INDIVIDUAL SEASON AND CAREER HIGHS

SEASON

CAREER

Scoring	td fg		PAT			dxp saf pts	td fg		PAT			dxp saf pts	
	kick	rush	rcv	pass	kick		rush	rcv	pass				
MOORE, Trevor	-	6-9	7-7	-	-	-	-	21-26	44-44	-	-	-	107
HARRIS, Carlos	3	-	-	-	-	-	-	10	-	-	-	-	60
JIMMERSON, A.	1	-	-	-	-	-	-	23	-	-	-	-	138
LOVING, Chris	1	-	-	-	-	-	-	1	-	-	-	-	6
EZZARD, A.J.	1	-	-	-	-	-	-	1	-	-	-	-	6
IVERY, Willy	1	-	-	-	-	-	-	2	-	-	-	-	12
Total	7	6-9	7-7	-	-	-	-	-	-	-	-	-	67
Opponents	25	2-3	24-25	-	-	-	-	-	-	-	-	-	180

Punt Returns	no.	yds	avg	td	lg	no.	yds	avg	td	lg
KIDSY, Darvin	4	19	4.8	0	13	27	252	9.3	2	75
Total	4	19	4.8	0	13					
Opponents	5	109	21.8	0	38					

Kick Returns	no.	yds	avg	td	lg	no.	yds	avg	td	lg
BRADLEY, D.	9	166	18.4	0	33	9	166	18.4	0	33
KIDSY, Darvin	4	90	22.5	0	27	16	389	24.3	1	100
SMILEY, Turner	1	15	15.0	0	15	1	15	15.0	0	15
Total	14	271	19.4	0	33					
Opponents	9	214	23.8	0	40					

Interceptions	no.	yds	avg	td	lg	no.	yds	avg	td	lg
Total	0	0	0.0	0	0					
Opponents	6	122	20.3	2	88					

Fumble Returns	no.	yds	avg	td	lg	no.	yds	avg	td	lg
Total	0	0	0.0	0	0					
Opponents	0	0	0.0	0	0					

All Purpose	g	rush	rcv	pr	kr	ir	total	avg/g	g	rush	rcv	pr	kr	ir	total	avg/g
HARRIS, Carlos	4	21	412	0	0	0	433	108.2	41	171	2091	46	486	0	2794	68.1
WILSON, Jeffrey	2	211	23	0	0	0	234	117.0	11	435	64	0	0	0	499	45.4
JIMMERSON, A.	4	215	2	0	0	0	217	54.2	38	1794	366	0	0	0	2160	56.8
BRADLEY, D.	4	0	0	0	166	0	166	41.5	4	0	0	0	166	0	166	41.5
SMILEY, Turner	3	10	124	0	15	0	149	49.7	15	23	319	0	15	0	357	23.8
IVERY, Willy	3	134	0	0	0	0	134	44.7	9	129	14	0	0	0	143	15.9
KIDSY, Darvin	4	0	24	19	90	0	133	33.2	29	0	323	252	389	0	964	33.2
LOVING, Chris	3	0	126	0	0	0	126	42.0	8	0	134	0	0	0	134	16.8
SMITH, Marcus	4	0	67	0	0	0	67	16.8	31	0	404	0	0	0	404	13.0
TUCKER, Andre	3	57	0	0	0	0	57	19.0	14	101	0	0	0	0	101	7.2
THOMPSON, T.	4	0	16	0	0	0	16	4.0	6	0	16	0	0	0	16	2.7
EZZARD, A.J.	2	15	0	0	0	0	15	7.5	2	15	0	0	0	0	15	7.5
SMITH, DaMarcu	2	12	0	0	0	0	12	6.0	2	12	0	0	0	0	12	6.0
ROLLINS, Rex	1	8	3	0	0	0	11	11.0	10	100	19	14	0	0	133	13.3
GOREE, Tee	3	0	5	0	0	0	5	1.7	3	0	5	0	0	0	5	1.7
MARSHALL, Jam	4	3	0	0	0	0	3	0.8	37	3	0	0	0	0	3	0.1
RUTHERFORD, TEAM	1	-6	0	0	0	0	-6	-6.0	3	0	3	0	0	0	3	1.0
MCNULTY, Andr	4	-25	0	0	0	0	-25	-6.2	29	90	0	0	0	0	90	3.1
Total	4	655	805	19	271	0	1750	437.5								
Opponents	4	920	1147	109	214	122	2512	628.0								

Field Goals	att	good	long	blkd	att	good	long	blkd
MOORE, Trevor	9	6	38	0	26	21	47	0
Total	9	6	38	0				
Opponents	3	2	27	0				

NORTH TEXAS FOOTBALL

2015 NORTH TEXAS INDIVIDUAL SEASON AND CAREER HIGHS

	SEASON					CAREER				
	no.	yds	avg	lg	blk	no.	yds	avg	lg	blk
Punting										
KEENA, Eric	19	863	45.4	63	0	62	2790	45.0	71	0
MACEK, Blake	2	58	29.0	40	0	98	4000	40.8	61	0
Total	21	921	43.9	63	0					
Opponents	12	515	42.9	57	0					

	SEASON					CAREER				
	no.	yds	avg	tb	ob	no.	yds	avg	tb	ob
Kickoffs										
KEENA, Eric	17	1098	64.6	8	0	84	5284	62.9	31	2
Total	17	1098	64.6	8	0					
Opponents	30	1847	61.6	14	0					

##	Defensive Leaders	gp	ua	a	total	tfl	sack	int	pbu	fr	ff	blk	gp	ua	a	total	tfl	sack	int	pbu	fr	ff	blk
23	MCCLAIN, K.	4	35	7	42	0.0	.	.	.	1	.	.	16	56	25	81	0.5	.	1	.	1	.	.
21	GRAY, James	4	28	8	36	1.0	.	.	2	.	.	.	4	28	8	36	1.0	.	.	2	.	.	.
32	SCOTT, Fred	4	15	11	26	2.5	1.0	.	.	1	.	.	22	47	44	91	6.0	1.0	.	1	2	.	.
27	BEAN, Blake	3	15	7	22	0.0	.	.	.	1	.	.	3	15	7	22	0.0	1	.
43	WALLACE, A.	4	11	9	20	1.5	.	.	.	1	.	.	13	29	16	45	1.5	.	.	2	1	.	.
24	WHITFIELD, Zac	4	13	3	16	0.0	.	.	1	.	.	.	39	79	35	114	1.0	.	7	15	.	1	.
37	GARNER, Brandon	4	11	3	14	3.0	4	11	3	14	3.0
16	DAVIS, Chad	4	10	3	13	1.5	1.0	.	2	1	.	.	26	17	6	23	1.5	1.0	1	4	.	1	.
99	FLUSCHE, Andy	4	4	7	11	0.0	.	.	1	.	.	.	11	8	15	23	2.5	1.5	.	1	.	.	.
17	FINNEY, Cortney	4	5	5	10	0.0	.	.	.	1	.	.	4	5	5	10	0.0	.	.	.	1	.	.
15	TAUAALO, T.J.	4	4	5	9	0.0	4	4	5	9	0.0
3	MINOR, Calvin	2	3	6	9	0.0	13	15	17	32	3.5	1.5
30	ROBERTS, J.	4	6	2	8	5.5	4.0	27	20	18	38	13.5	8.0	.	.	1	.	.
48	WALLACE, S.	4	4	4	8	0.0	19	15	16	31	3.0	1.0	.	.	3	.	.
49	YOUNG, Roderick	4	4	2	6	1.0	1.0	4	4	2	6	1.0	1.0
20	FERNANDES, C.	1	5	1	6	1.0	1	5	1	6	1.0
56	DILONGA, Malik	4	4	1	5	1.0	16	11	9	20	4.0	2.0	.	1	.	.	.
8	MARSHALL, Jamal	4	2	2	4	0.0	37	37	25	62	2.0
44	MOORE, Sid	2	2	1	3	0.0	11	8	6	14	3.5	1.5
19	SCHILLECI, John	3	3	.	3	1.0	.	.	.	1	.	.	24	9	2	11	1.0	.	.	.	1	.	.
7	COMBS, Jareid	4	2	1	3	0.0	4	2	1	3	0.0
91	ORR, Austin	4	2	1	3	1.0	.	.	.	1	.	.	27	19	10	29	5.0	3.0	.	1	1	2	1
90	JOHNSON, Ti.	4	3	.	3	0.0	12	11	3	14	5.0	5.0
84	KEENA, Eric	4	2	1	3	0.0	16	4	1	5	0.0
41	PRESTON, Ashton	4	2	.	2	0.0	4	2	.	2	0.0
18	SMITH, Marcus	4	2	.	2	0.0	31	4	.	4	0.0
6	ELLIS, Sed	3	2	.	2	0.0	25	18	13	31	1.0	.	.	1	1	1	1
39	LYNN, Jarrod	3	.	2	2	0.0	15	4	3	7	0.0	.	.	.	1	.	.
5E	DASH, Matthew	3	2	.	2	0.0	8	5	4	9	0.5
25	TUCKER, Andrew	3	1	.	1	0.0	14	5	.	5	0.0
5	MCNULTY, Andrew	4	.	1	1	0.0	29	2	1	3	0.0
3C	GOREE, Tee	3	1	.	1	0.0	3	1	.	1	0.0
34	BROOKS, Nate	2	1	.	1	0.0	2	1	.	1	0.0
82	BRADLEY, D.	4	.	1	1	0.0	4	.	1	1	0.0
Total		4	204	94	298	20	7	.	6	5	3	.											
Opponents		4	166	88	254	21	12	6	19	5	6	.											

NORTH TEXAS FOOTBALL

2015 SUPERLATIVES

NORTH TEXAS INDIVIDUAL GAME HIGHS

Rushes	22	WILSON, Jeffrey at Southern Miss (Oct 03, 2015)
Yards Rushing	136	WILSON, Jeffrey at Southern Miss (Oct 03, 2015)
TD Rushes	1	JIMMERSON, A. at SMU (Sep 12, 2015)
	1	EZZARD, A.J. vs RICE (Sep 19, 2015)
	1	IVERY, Willy at Southern Miss (Oct 03, 2015)
Long Rush	28	IVERY, Willy at IOWA (Sep 26, 2015)
Pass attempts	36	MCNULTY, Andrew at IOWA (Sep 26, 2015)
Pass completions	19	MCNULTY, Andrew vs RICE (Sep 19, 2015)
Yards Passing	303	MCNULTY, Andrew vs RICE (Sep 19, 2015)
TD Passes	2	MCNULTY, Andrew vs RICE (Sep 19, 2015)
Long Pass	93	MCNULTY, Andrew vs RICE (Sep 19, 2015)
Receptions	9	HARRIS, Carlos at Southern Miss (Oct 03, 2015)
Yards Receiving	193	HARRIS, Carlos vs RICE (Sep 19, 2015)
TD Receptions	2	HARRIS, Carlos vs RICE (Sep 19, 2015)
Long Reception	93	HARRIS, Carlos vs RICE (Sep 19, 2015)
Field Goals	3	MOORE, Trevor at IOWA (Sep 26, 2015)
Long Field Goal	38	MOORE, Trevor at IOWA (Sep 26, 2015)
Punts	8	KEENA, Eric at IOWA (Sep 26, 2015)
Punting Avg	51.0	KEENA, Eric vs RICE (Sep 19, 2015)
Long Punt	63	KEENA, Eric at Southern Miss (Oct 03, 2015)
Punts inside 20	3	KEENA, Eric at IOWA (Sep 26, 2015)
Long Punt Return	13	KIDSY, Darwin at SMU (Sep 12, 2015)
Long Kickoff Return	33	BRADLEY, D. vs RICE (Sep 19, 2015)
Tackles	16	MCCLAIN, K. vs RICE (Sep 19, 2015)
Sacks	3.0	ROBERTS, J. vs RICE (Sep 19, 2015)
Tackles For Loss	4.5	ROBERTS, J. vs RICE (Sep 19, 2015)

OPPONENT INDIVIDUAL GAME HIGHS

Rushes	22	Canzeri, Jordan, at IOWA (Sep 26, 2015)
Yards Rushing	125	DAVIS,Matt, at SMU (Sep 12, 2015)
TD Rushes	4	Canzeri, Jordan, at IOWA (Sep 26, 2015)
Long Rush	50	DAVIS,Matt, at SMU (Sep 12, 2015)
Pass attempts	39	JACKSON, Driphu, vs RICE (Sep 19, 2015)
Pass completions	29	JACKSON, Driphu, vs RICE (Sep 19, 2015)
Yards Passing	373	JACKSON, Driphu, vs RICE (Sep 19, 2015)
TD Passes	4	MULLENS, Nick, at Southern Miss (Oct 03, 2015)
Long Pass	81	Beathard, C.J., at IOWA (Sep 26, 2015)
Receptions	8	PARKS, Dennis, vs RICE (Sep 19, 2015)
Yards Receiving	163	PARKS, Dennis, vs RICE (Sep 19, 2015)
TD Receptions	3	THOMAS, Michael, at Southern Miss (Oct 03, 2015)
Long Reception	81	Smith, Tevaun, at IOWA (Sep 26, 2015)
Field Goals	1	HEDLUND, Chad, at SMU (Sep 12, 2015)
	1	FOX, Jack, vs RICE (Sep 19, 2015)
Long Field Goal	27	HEDLUND, Chad, at SMU (Sep 12, 2015)
Punts	4	SARRAZIN, Tyler, at Southern Miss (Oct 03, 2015)
Punting Avg	49.0	Koehn, Marshall, at IOWA (Sep 26, 2015)
Long Punt	57	SARRAZIN, Tyler, at Southern Miss (Oct 03, 2015)
Punts inside 20	3	SARRAZIN, Tyler, at Southern Miss (Oct 03, 2015)
Long Punt Return	38	King, Desmond, at IOWA (Sep 26, 2015)
Long Kickoff Return	40	King, Desmond, at IOWA (Sep 26, 2015)
Tackles	9	IBE, JT, vs RICE (Sep 19, 2015)
	9	Fisher, Cole, at IOWA (Sep 26, 2015)
	9	Jewell, Josey, at IOWA (Sep 26, 2015)
Sacks	2.0	POOLE, Ja'Boree, at Southern Miss (Oct 03, 2015)
Tackles For Loss	2.0	POOLE, Ja'Boree, at Southern Miss (Oct 03, 2015)
Interceptions	1	JOHNSON, David, at SMU (Sep 12, 2015)
	1	RICHARDSON, H., at SMU (Sep 12, 2015)
	1	ESPINOSA, Zach, vs RICE (Sep 19, 2015)
	1	Bower, Bo, at IOWA (Sep 26, 2015)
	1	Jewell, Josey, at IOWA (Sep 26, 2015)
	1	ARMSTRONG, C., at Southern Miss (Oct 03, 2015)

NORTH TEXAS TEAM GAME HIGHS

Rushes	49	at Southern Miss (Oct 03, 2015)
Yards Rushing	185	at Southern Miss (Oct 03, 2015)
Yards Per Rush	6.5	vs RICE (Sep 19, 2015)
TD Rushes	1	at SMU (Sep 12, 2015)
	1	vs RICE (Sep 19, 2015)
	1	at Southern Miss (Oct 03, 2015)
Pass attempts	43	at IOWA (Sep 26, 2015)
Pass completions	19	vs RICE (Sep 19, 2015)
Yards Passing	303	vs RICE (Sep 19, 2015)
Yards Per Pass	8.7	vs RICE (Sep 19, 2015)
TD Passes	2	vs RICE (Sep 19, 2015)
Total Plays	88	at IOWA (Sep 26, 2015)
Total Offense	478	vs RICE (Sep 19, 2015)
Yards Per Play	7.7	vs RICE (Sep 19, 2015)
Points	24	vs RICE (Sep 19, 2015)
Sacks By	4	vs RICE (Sep 19, 2015)
First Downs	26	at Southern Miss (Oct 03, 2015)
Penalties	8	at IOWA (Sep 26, 2015)
Penalty Yards	73	at SMU (Sep 12, 2015)
Turnovers	4	at SMU (Sep 12, 2015)
Punts	8	at IOWA (Sep 26, 2015)
Punting Avg	47.4	at IOWA (Sep 26, 2015)
Long Punt	63	at Southern Miss (Oct 03, 2015)
Punts inside 20	3	at IOWA (Sep 26, 2015)
Long Punt Return	13	at SMU (Sep 12, 2015)

OPPONENT TEAM GAME HIGHS

Rushes	53	at SMU (Sep 12, 2015)
Yards Rushing	273	at SMU (Sep 12, 2015)
Yards Per Rush	7.5	at Southern Miss (Oct 03, 2015)
TD Rushes	5	at IOWA (Sep 26, 2015)
Pass attempts	39	vs RICE (Sep 19, 2015)
Pass completions	29	vs RICE (Sep 19, 2015)
Yards Passing	373	vs RICE (Sep 19, 2015)
Yards Per Pass	12.6	at IOWA (Sep 26, 2015)
TD Passes	4	at Southern Miss (Oct 03, 2015)
Total Plays	90	vs RICE (Sep 19, 2015)
Total Offense	573	at Southern Miss (Oct 03, 2015)
Yards Per Play	8.3	at Southern Miss (Oct 03, 2015)
Points	62	at IOWA (Sep 26, 2015)
Sacks By	5	at Southern Miss (Oct 03, 2015)
First Downs	28	vs RICE (Sep 19, 2015)
Penalties	8	at Southern Miss (Oct 03, 2015)
Penalty Yards	87	at Southern Miss (Oct 03, 2015)
Turnovers	3	at SMU (Sep 12, 2015)
Interceptions By	2	at SMU (Sep 12, 2015)
	2	at IOWA (Sep 26, 2015)
Punts	4	at Southern Miss (Oct 03, 2015)
Punting Avg	47.0	at Southern Miss (Oct 03, 2015)
Long Punt	57	at Southern Miss (Oct 03, 2015)
Punts inside 20	3	at Southern Miss (Oct 03, 2015)
Long Punt Return	38	at IOWA (Sep 26, 2015)

NORTH TEXAS FOOTBALL

2015 NORTH TEXAS RED-ZONE RESULTS

North Texas Inside Opponent Red-Zone

Date	Opponent	Score	Times In RZ	Times Scored	Total Pts	Rush TDs	Pass TDs	FGs Made	Failed to score inside RZ						
									FGA	Down	Int	Fumb	Half	Game	
Sep 12, 2015	at SMU	L 13-31	2	2	6	0	0	2	0	0	0	0	0	0	0
Sep 19, 2015	RICE	L 24-38	2	2	10	1	1	1	0	0	0	0	0	0	0
Sep 26, 2015	at IOWA	L 16-62	3	2	10	1	0	1	0	0	1	0	0	0	0
Oct 03, 2015	at Southern Miss	L 14-49	3	1	7	1	1	0	0	1	1	0	0	0	0
Totals			10	7	33	3	2	4	0	1	2	0	0	0	0
7 of 10 (70.0%)															

Opponents Inside North Texas Red-Zone

Date	Opponent	Score	Times In RZ	Times Scored	Total Pts	Rush TDs	Pass TDs	FGs Made	Failed to score inside RZ						
									FGA	Down	Int	Fumb	Half	Game	
Sep 12, 2015	at SMU	L 13-31	5	3	17	2	1	1	0	1	0	1	0	0	0
Sep 19, 2015	RICE	L 24-38	7	5	31	4	2	1	1	1	0	0	0	0	0
Sep 26, 2015	at IOWA	L 16-62	5	5	35	5	5	0	0	0	0	0	0	0	0
Oct 03, 2015	at Southern Miss	L 14-49	6	6	42	6	3	0	0	0	0	0	0	0	0
Totals			23	19	125	17	11	2	1	2	0	1	0	0	0
19 of 23 (82.6%)															