

NORTH TEXAS FOOTBALL

North Texas Athletic Communications

Football Contact: Steven Bartolotta • e-mail - steven.bartolotta@unt.edu • office - 940-369-8329 • cell 817-300-1931
 Football Contact: Eric Capper • e-mail - eric.capper@unt.edu • office - 940-565-2476 • cell 940-367-0727

SCHEDULE/RESULTS

SEPTEMBER

12	AT SMU (ESPN 3)	L, 31-13
19	VS. RICE* (FCS)	L, 38-24
26	AT IOWA (ESPN U)	2:30 P.M.

OCTOBER

3	AT SOUTHERN MISS* (FCS)	6 P.M.
10	VS. PORTLAND STATE	4 P.M.
15	VS. WKU* (CBS)	6:30 P.M.
24	AT MARSHALL* (FCS)	2:30 P.M.
31	VS. UTSA* (ASN)	6 P.M.

NOVEMBER

7	AT LOUISIANA TECH* (FCS)	2:30 P.M.
14	AT TENNESSEE	TBA
21	AT MTSU* (ASN)	11 A.M.
28	VS. UTEP* (FSN)	TBA

*CONFERENCE USA GAME

ALL TIMES CENTRAL

FSN - FOX SPORTS

FCS - FOX COLLEGE SPORTS

CBS - CBS COLLEGE SPORTS

ASN - AMERICAN SPORTS NETWORK

NORTH TEXAS COACHING STAFF

Head Coach:	Dan McCarney
Associate HC/OC	Mike Canales*
Defensive Coordinator/LB's	Chris Cosh
Wide Receivers	Mike Grant
RB's/Special Teams	Tommy Perry
Tight Ends	Nick Quartaro*
Offensive Line	Mike Simmonds
Defensive Line	Kevin Patrick
Safeties	Perry Carter*
Cornerbacks	LaMarcus Hicks

*- In the press box on game day

RADIO: MEAN GREEN RADIO NETWORK

Dave Barnett, play-by-play

Hank Dickenson, analyst

KNTU 88.1 FM (Denton)


KHYI 95.3 FM (Dallas/Fort Worth)


KGAF 1580 AM (Gainesville)

TELEVISION: ESPN U

Anish Shroff, play-by-play

Ahmad Brooks, analyst

 Follow us on Twitter
twitter.com/MeanGreenFB

 Like our page on Facebook
facebook.com/MeanGreenFB



North Texas Mean Green

Record: 0-2 C-USA: 0-1

Head Coach: Dan McCarney, fifth season

NT record: 22-29 • Record vs. Iowa: 6-6 • Career record: 78-114 (17th season)



Iowa Hawkeyes

Record: 3-0 Big 10: 0-0

Head Coach: Kirk Ferentz, 17th season

Iowa record: 118-85 • Record vs. NT: 0-0 • Career record: 130-106 (19th season)

Game Information

Venue: Kinnick Stadium

Capacity: 70,585

Playing Surface: Field Turf

Series Record: First meeting

Last Meeting: First meeting

In Iowa City: First meeting

Radio: KHYI 95.3 FM

KNTU 88.1 FM

KGAF 1580 AM

TV: ESPN U

Live Stats: www.Hawkeyesports.com

MEAN GREEN BACK ON THE ROAD FOR TWO STRAIGHT STARTING WITH IOWA

→ After two losses to begin the season, North Texas returns to the road for the first of two-straight as they visit the Iowa Hawkeyes. The Mean Green is playing only its second-ever road game against a Big 10 school, the first coming last season at Indiana. Iowa comes into the game at 3-0 for the first time since 2009 after a 27-24 win over Pittsburgh. The two teams are meeting for the first time in series history, and Iowa is only the second Big 10 team NT has faced. The Mean Green is 1-1 against Indiana.

→ Quarterback Andrew McNulty threw for a career-high 303 yards against Rice. It was his third 200-yard passing game of his career and first 300-yard passing game. McNulty threw for the most yards in a game by an NT quarterback since Derek Thompson tossed for 349 yards against Idaho in 2013. It marked the 37th time in school history a QB has thrown for more than 300-yards in school history.

→ North Texas is looking to end a seven-game road losing streak and avoid their first 0-3 start to a year since 2011, Dan McCarney's first season. NT hasn't won a non-conference road game since winning at Ball State in 2009. The Mean Green has dropped 12 straight non-conference road games and since 2001 is 1-37 on the road in non-conference games.

→ Carlos Harris leads Conference USA in receiving yards a game at 116.5. He ranks 12th in the nation after his eight catch, 193 yard performance against Rice. He had a career-high two TD grabs in the game, the most by any NT player in a game since 2012.

→ The Mean Green lost the turnover battle against Rice and is now a -4 for the season. Under Dan McCarney, NT has won the turnover battle in 27 games, and won 18 of those. When losing the turnover battle under McCarney, the Mean Green is just 1-15. 35 percent of the points allowed by NT have been off of turnovers.

→ Safety Kishawn McClain had a career-high 16 tackles against Rice and he leads C-USA in tackles a game. The 16 tackles were the most tackles by a defensive back since Ryan Downing in 2011. It was the most by any sophomore on the defensive side of the ball since Cody Spencer in 2001.

→ Dan McCarney has 22 career victories as the head coach at North Texas, which puts him in eighth place all-time at NT. He needs just one more win to tie Theron Fouts for seventh place. The SMU game was McCarney's 50th game at North Texas. He is only the seventh coach in school history to reach that mark and just the third since Hayden Fry.

→ NT converted a season-high 61.5 percent on 3rd down against Rice, just the second time since 2013 that NT has converted over 50 percent of its third-downs. QB Andrew McNulty is 14-for-21 passing on 3rd down this season, and 12 of those 14 completions have gone for a first-down. NT is converting 56 percent of 3rd downs that are five yards or less, but only 45 percent on 3rd down when six or more yards are needed.

NORTH TEXAS FOOTBALL

NORTH TEXAS QUICK FACTS

LOCATION	DENTON, TEXAS
FOUNDED	1890
PRESIDENT	DR. NEAL SMATRESK
ENROLLMENT	37,323
FOUNDED	1890
ATHLETIC DIRECTOR.....	RICK VILLARREAL
NICKNAME	MEAN GREEN
COLORS	GREEN AND WHITE
HOME FIELD	APOGEE STADIUM
CAPACITY.....	30,850
SURFACE	ARTIFICIAL
FIRST YEAR OF FOOTBALL.....	1913
YEARS OF FOOTBALL	100
CONFERENCE	CONFERENCE USA
HEAD COACH.....	DAN MCCARNEY
OVERALL RECORD	78-114 (17TH SEASON)
RECORD AT NORTH TEXAS ...	22-29 (5TH SEASON)
PRIMARY OFFENSE.....	MULTIPLE
PRIMARY DEFENSE.....	4-3

MEAN GREEN TEAM RECORD

OVERALL.....	492-480-33
HOME	263-144-12
AWAY.....	226-331-21
NEUTRAL.....	3-5
SINCE DIV. I-A (1995).....	82-155
APOGEE STADIUM RECORD	16-8

VERSUS OTHER FBS CONFERENCES

AAC	1-1
ACC	0-3
BIG EAST	0-1
BIG 12	7-58
BIG 10.....	1-1
CONFERENCE USA.....	41-58-1
INDEPENDENT.....	2-3
MID-AMERICAN.....	3-5
MOUNTAIN WEST.....	7-15
PAC-12	2-4
SEC	3-35
SUN BELT.....	41-46
WAC.....	34-75-2

TEAM STREAKS

WINS	0
HOME WINS	0
AWAY WINS	0
C-USA WINS.....	0
LOSSES	3
HOME LOSSES.....	1
AWAY LOSSES.....	7
NON-CONFERENCE WINS.....	0
NON-CONFERENCE LOSSES	2

THE MEAN GREEN

ALL NORTH TEXAS ATHLETIC TEAMS ARE REFERRED TO AS "NORTH TEXAS" AND THE "MEAN GREEN." DO NOT USE THE TERMS "UNT," "NORTH TEXAS STATE," OR "EAGLES", TO DESCRIBE A NORTH TEXAS ATHLETIC TEAM.

MEDIA AVAILABILITY FOR WEEK 3

MONDAY 21	TUESDAY 22	WEDNESDAY 23	THURSDAY 24	FRIDAY 25	SATURDAY 26	SUNDAY 27
Dan McCarney Press Conference 11:30 a.m.	Practice at Athletic Center	Practice at Athletic Center	Practice at Athletic Center	Walk-thru at Athletic Center	Kickoff with Iowa at 2:30 p.m.	Player Conditioning at the Athletic Center
Bill Mercer Press Club, 5th floor in Apogee Stadium	Dan McCarney available for out of town media	Dan McCarney available for out of town media	Dan McCarney available for out of town media	Team Departs for Cedar Rapids		
Only day for player availability 12:00 p.m.		No player availability	No player availability	No player availability		
Dan McCarney Radio Show at Rudy's BBQ in Denton, 7-8 p.m.						

THE MATCHUP BY THE NUMBERS

0 - North Texas needs a win to avoid its first winless month of September since 2008. Iowa is going after its first 4-0 start to the year since 2009.

17 - The two teams have combined for 17 sacks on the season. North Texas is 15th in the country averaging 3.0 sacks a game, while Iowa is tied for seventh nationally as they average 3.67 sacks per contest. Both teams have allowed four sacks, through three games for Iowa and two for North Texas.

20 - North Texas is the only team in the nation to rank in the top-20 in red-zone offense and defense. The Mean Green is perfect on offense inside the red-zone while the defense is ranked 14th in the country. Iowa ranks 68th in the nation in red-zone defense while the Hawkeyes on offense are tied for 34th in the country, scoring on 10 of the 11 trips inside the red-zone this season.

21:10 - The Dan McCarney has seen time of possession be a staple of success. After two games North Texas is holding the ball for just an average of 21:10, which is last in FBS football at 127th. Iowa is averaging 32:51 in time of possession this season, which is 22nd in the nation.

50 - In a game where field position matters, both North Texas and Iowa feature two of the best punters in the nation. Iowa's Dillon Kidd is averaging 49.8 yards a punt, which would be the third-highest total in the nation, but Kidd is one punt away from qualifying for the statistics. Eric Keena for North Texas is averaging 43.6 yards a punt, which is 30th in the nation. Five of Kidd's punts have been for 50 yards or more while two of Keena's five punts have gone for over 50.

51 - The Iowa defense has been very stingy against the run this season, allowing just 51.0 yards per game, which is tops in the Big 10 and tied for fifth in the nation. The Hawkeyes are allowing only 1.87 yards a carry. When NT has had success, it has been running the ball in the Dan McCarney era. When rushing for more than 200-yards, the Mean Green is 12-2 under McCarney.

Head to Head North Texas vs. Iowa

0-2	Record	3-0
18.5	Scoring/Game	29.7
359.0	Total Offense	423.0
143.5	Rushing Offense	191.7
215.5	Passing Offense	231.3
503.0	Total Defense	274.3
231.0	Rushing Defense	51.0
272.0	Passing Defense	223.3
34.5	Points Allowed	18.3
6	Sacks	11
59.0	Penalties/Game	50.3
48%	3rd Down Conversion	49%
50%	4th Down Conversion	75%
-4	Turnover Margin	+0
24.7	Kickoff Returns	19.2
5.3	Punt Returns	12.0
39.4	Punting	46.8
21:10	Time of Possession	32:51

NORTH TEXAS FOOTBALL

MEAN GREEN NOTES

NORTH TEXAS MEDIA SERVICES

Who to contact:

Steven Bartolotta: 940-369-8329 (Office)
817-300-1931 (Cell)
E-mail: steven.bartolotta@unt.edu

Eric Capper: 940-565-2476 (Office)
940-367-0727 (Cell)
E-mail: eric.capper@unt.edu

Practice Coverage

Media has limited access to North Texas football practice. The media may view the first five periods of practices on Tuesday and Wednesday. The remaining practice is closed to all media and fans.

Credentials For Media

Those wishing to cover North Texas must contact Steven Bartolotta for credentials for home and away games.

Monday Press Conference

All player and coach interviews will be conducted at a press conference on Monday afternoon at the Athletic Center at 11:30 a.m. **Requests for players should be made in advance through the sports information office by Sunday at noon.** Players requested and unable to attend the press conference on Monday will be made available after practice on Tuesday. Special exemptions may be granted to those media wishing to interview a specific student-athlete before practice at the discretion of the media relations office.

Post-Practice Interviews

Interviews following practice will be conducted only for requested players not available at Monday's press conference. All out of town media with request for coach McCarney, assistant coaches or players must contact Steven Bartolotta.

Post-Game Interviews

The North Texas locker room is closed to all members of the media. Head coach Dan McCarney and requested players will be available for interviews following a brief cooling off period. Postgame interviews at Apogee Stadium will be held in the team meeting room in the Athletic Center.

2015 Team Captains

Offense: Andrew McNulty and Marcus Smith
Defense: Blake Bean and Anthony Wallace
Special Teams: Announced the week of the game

A Homecoming For Mac

North Texas head coach Dan McCarney is making a return home as the Mean Green face the Iowa Hawkeyes. McCarney was a three-year letterman for the Hawkeys from 1972-74 as an offensive lineman, and he was the team captain in 1974. McCarney then became part of the Iowa coaching staff in 1977, as he was a graduate assistant in '77 and '78. When Hayden Fry left North Texas and took over the Iowa job in 1979, he made McCarney his defensive line coach. The pair teamed up to go to the Rose Bowl twice, and eight straight bowl games from '81-'88 before McCarney left for Wisconsin after the '89 season. Fry left a permanent mark on both programs, as he led North Texas to its best two-year stretch in 1977 and '78, going 10-1 and 9-2 before taking the Iowa job. He remains fifth at NT in all-time coaching wins with 40, while he is the all-time leader at Iowa.

A Homecoming For Mac Part II

While head coach Dan McCarney is returning to his roots at Iowa, quarterback Andrew McNulty is returning home to Iowa City where he was a star at Iowa City High School. McNulty threw for 1,438 yards and 12 touchdowns as a senior and added 1,137 yards and 14 touchdowns on the ground. He as named first-team all-state by the Iowa Newspapers Association, IowaPreps.com, and the Cedar Rapids Gazette, he helped lead Iowa City to a 36-0 regular season record. His father, Jim, played with Dan McCarney at Iowa.

Coach to Cure MD

The AFCA will hold its eighth annual Coach to Cure MD effort with the games of September 26. More than 100 FBS schools will be wearing a Coach to Cure MD patch to raise awareness and funding for Duchenne Muscular Dystrophy research. Both North Texas and Iowa coaching staffs will be wearing patches this week.

Walkons Making A Difference

Since he arrived, North Texas head coach Dan McCarney has built one of the nations most productive walkon programs. 34 players have been put on scholarship since 2011. Four players have been named all-conference: WR Darnell Smith (2013), center Kaydon Kirby (2013, Lombardi- and Rimington-Award nominee in 2015), DB Kenny Buyers (2013), punter Blake Macek (2013). Defensive lineman Brandon McCoy was the winner of the Armed Forces Merit Award in 2013 and, since 2011, walkons have made a total of 146 starts in four seasons. They have combined to rush for 1,686 yards and 19 TDs. The wide receivers have combined for 2,985 receiving yards and 13 touchdowns. In 2012, the top two receivers were walkons and three of the top-five were walkons. On defense since 2011, walkons have accounted for 400 tackles.

100th Season Of Football

2015 is the 100th season of North Texas football. The Mean Green enter the year needing eight wins to reach 500 victories in school history. Head coach Dan McCarney has 22 victories at NT, which ranks eighth all-time. With two more wins, he will pass Theron Fouts. If NT wins eight games, not only would that be the 500th victory, but McCarney would also move into sixth place for coaching wins at NT.

Award Candidates

Three North Texas players came out of the summer on five national award watch lists heading into the 2015 season. Junior center Kaydon Kirby, who has started 25 straight games as a former walkon, was named to the Rimington and Lombardi Award watch lists. WR Carlos Harris is the first NT player to be named to the Paul Hornung Award watch list and just the third Mean Green player to earn a Biletnikoff Award nomination. Not to be outdone, placekicker Trevor Moore was one of just 30 kickers nationwide and one of just two from C-USA to be named to the Lou Groza Award watch list.

Eight Is Enough

The Mean Green schedule is pretty daunting considering eight of the 12 opponents were bowl eligible in 2014 and five were bowl champions. NT has to face Marshall, Louisiana Tech and Tennessee on the road, all of which won their bowl games. The Mean Green still faces Iowa on the road (lost to Tennessee in a bowl game) and has Rice, WKU and UTEP at home. MTSU was bowl eligible in 2014, and NT faces the Blue Raiders on the road in November.

Three Named First-Team C-USA

Wide receiver Carlos Harris, center Kaydon Kirby and placekicker Trevor Moore were tabbed to the 2015 Conference USA preseason first-team. Harris and Moore were both C-USA honorable mention in 2014, and Moore was also named to the C-USA All-Freshman team. Kirby was a 2013 C-USA All-Freshman pick.

No Rest In 2015

North Texas had a bye week in the opening week of college football, but, following that open week, it faces a dozen weeks of football. NT plays 12-straight weeks without a break, which is tied for the third longest in the nation. Only two programs in the nation, Colorado and Hawai'i, will play 13 straight weeks without a bye in 2015.

Consecutive weeks with a game:

1. Colorado	13
Hawai'i	13
3. North Texas	12
Florida International	12
Massachusetts	12
Arizona	12

NORTH TEXAS FOOTBALL

MEAN GREEN OFFENSIVE NOTES

NORTH TEXAS CONSECUTIVE STARTS

KAYDON KIRBY, JR., OL.....27
 FRED SCOTT, JR., LB.....14

collegepressbox.com
SINCE 2006 EVERYTHING BUT THE PRE-GAME MEAL

Collegepressbox.com is the official media website for Conference USA football. Access and download weekly game notes, quotes, statistics, media guides, headshots, logos and more for the conference and each of its member schools.

Login information will be distributed to accredited media or you can apply for a password by sending an e-mail to password@collegepressbox.com.

Ear It

North Texas has partnered with The Name Engine to provide pronunciations. By going to MeanGreenSports.com and clicking on the roster page, you can hear the pronunciation of selected Mean Green players.

By each individual will be an icon, click on the icon and you will hear the name of the player pronounced along with a phonetic spelling.

C-USA STANDINGS

East	Conference	Overall
WKU	1-0	2-1
MTSU	1-0	2-1
Old Dominion	0-0	2-1
FIU	0-0	2-1
Marshall	0-0	2-1
FAU	0-0	0-3
Charlotte	0-1	2-1
West	Conference	Overall
Rice	1-0	2-1
Southern Miss	0-0	2-1
UTEP	0-0	1-2
UTSA	0-0	0-3
La Tech	0-1	1-2
North Texas	0-1	0-2

Racking Up The Yards Each Play

Against Rice, North Texas averaged 7.7 yards per play, averaging 8.7 yards per pass attempt and 6.5 yards per rushing attempt. It's the most yards per play North Texas has averaged since averaging 9.6 yards per play in last year's 77-3 win over Nicholls State. It's also the most yards per play North Texas has averaged against an FBS opponent under head coach Dan McCarney and the most yards per play since averaging 8.7 yards per play on Nov. 27, 2010 against Kansas State.

One For The Record Books

Andrew McNulty and Carlos Harris hooked up for the third longest passing play in school history against Rice, a 93 pass and catch. When adding in rushing plays, it ranks as the sixth longest play in school history and only the fourth passing play of 90 yards or longer.

Targeting Harris

The fifth-most targeted player among all receivers nationally last season, Carlos Harris leads Conference USA in receiving yards a game at 116.5. Harris moved into fifth place at North Texas with 149 career receptions after grabbing eight catches against Rice. He needs 51 more catches to become just the second player in school history with 200. Harris also moved into the top-10 all-time with 1,912 career receiving yards.

Career Receptions

1. Casey Fitzgerald 229
2. Johnny Quinn 187
3. David Brown 182
4. Pete Harvery 164
5. **Carlos Harris 149**

Career Receiving Yards

1. Johnny Quinn 2,718
2. Troy Redwine 2,567
3. Casey Fitzgerald 2,533
4. Ron Shanklin 2,465
5. David Brown 2,402
6. Barry Moore 2,183
7. John Love 2,124
8. Marcus Camper 1,939
9. Pete Harvey 1,932
10. **Carlos Harris 1,912**

Still Perfect Inside The 20

After scoring on 94.3 percent of red-zone opportunities in 2014, best in the nation, North Texas is one of 22 teams with a perfect 100 percent conversion in the red zone this year scoring on all four trips. North Texas has one touchdown and three fields from inside the red-zone. Meanwhile the Mean Green defense ranks 14th in the red-zone defense this season, allowing teams to score just 66.7 percent of the time.

One Final Act For The Jimmy Show

Antoinne Jimmerson moved into 14th place all-time in career rushing, carrying for 13 times against Rice for 94 yards and giving him 1,713 career rushing yards. He scored his 23rd career touchdown against SMU and moved into seventh place all-time. He needs just 287 more yards to become the 11th running back in school history to reach 2,000 career yards.

Career Touchdowns

1. Lance Dunbar 49
2. Patrick Cobbs 38
3. Ron Shanklin 31
4. Ken Bahnsen 29
- Scott Davis 29
6. Jamario Thomas 27
7. **Antoinne Jimmerson 23**

One Of The Biggest

True freshman offensive lineman Jordan Murray checks in at 6-9 and 359 pounds. He made his first start of his career against Rice, he's the first true freshman offensive lineman to start a game since Cyril Lemon in 2011. He also happens to be one of the biggest players in FBS football. He is tied for third-tallest player in the nation at 6-9, trailing two 6-10 players, but is the biggest player in the nation when it comes to being 6-9 or taller and 359 pounds.

Ground And Pound

The Mean Green rushed for over 200 yards on three different occasions in 2014, and NT has run for over 300 yards seven times in the last four seasons. The Mean Green ran for 21 touchdowns in 2014, which tied for the eighth most in school history. In the four years under Dan McCarney, NT has run for 8,118 yards, the second most (2001-04) in a four-year stretch since 1981.

The Magic Numbers

Under head coach Dan McCarney, when scores 30 points or more, North Texas is a perfect 16-0. When leading after three quarters, NT is 19-2 under McCarney. North Texas is 9-0 when allowing 10 points or less under McCarney, but, dating back to 1988, that streak is 37-straight wins when holding opponents to 10 points or less.

Rebuilding Up Front

The Mean Green offensive line, which featured a veteran group in 2014, entered 2015 with the possibility of only 33 combined starts among the five. The unit saw true freshman Jordan Murray and Creighton Barr see action against SMU, along with Ryan Rentfro and redshirt freshman Chris Miles. Kaydon Kirby has 27 straight starts while guard Sam Rice, who sat out 2014 after transferring, made his first start.

NORTH TEXAS FOOTBALL

MEAN GREEN DEFENSE/SPECIAL TEAMS NOTES

MEAN GREEN'S RECORD WHEN:

LEADING AT THE HALF	0-0
TRAILING AT THE HALF	0-2
TIED AT THE HALF	0-0
LEADING AFTER THREE QUARTERS	0-1
TRAILING AFTER THREE QUARTERS	0-1
TIED AFTER THREE QUARTERS	0-0
SCORING FIRST	0-2
OPPONENT SCORES FIRST	0-0
RUNNING MORE PLAYS THAN OPPONENT	0-0
OPPONENT RUNS MORE PLAYS	0-2
SAME NUMBER OF PLAYS	0-0
COMMITTING MORE TURNOVERS	0-2
COMMITTING LESS TURNOVERS	0-0
TURNOVERS ARE EVEN	0-0
COMMITTING AT LEAST TWO TURNOVERS	0-2
WINNING TIME OF POSSESSION	0-0
OPPONENT WINS TIME OF POSSESSION	0-2
RUNNING 70 OR MORE OFF. PLAYS	0-0
RUNNING LESS THAN 70 OFF. PLAYS	0-2
RUSHING FOR 150 YARDS OR MORE	0-1
RUSHING FOR LESS THAN 150 YARDS	0-1
PASSING FOR 200 YARDS OR MORE	0-1
PASSING FOR LESS THAN 200 YARDS	0-1
PASSING % IS OVER 55%	0-1
PASSING % IS LESS THAN 55%	0-1
THIRD DOWN CONV. IS OVER 40%	0-1
THIRD DOWN CONV. IS LESS THAN 40%	0-1
GAINING MORE TOTAL YARDS THAN OPP	0-0
GAINING LESS TOTAL YARDS THAN OPP	0-2
PLAYING AT HOME	0-1
PLAYING ON THE ROAD	0-1
PLAYING ON NATURAL GRASS	0-0
PLAYING ON ARTIFICIAL SURFACE	0-2

UNDER DAN MCCARNEY:

LEADING AT THE HALF	17-2
TRAILING AT THE HALF	2-21
TIED AT THE HALF	3-2
LEADING AFTER THREE QUARTERS	19-2
TRAILING AFTER THREE QUARTERS	2-27
SCORING FIRST	13-8
OPPONENT SCORES FIRST	9-21
RUNNING MORE PLAYS THAN OPPONENT	15-12
OPPONENT RUNS MORE PLAYS	7-16
SAME NUMBER OF PLAYS	0-1
COMMITTING MORE TURNOVERS	1-15
COMMITTING LESS TURNOVERS	18-9
TURNOVERS ARE EVEN	3-3
COMMITTING AT LEAST TWO TURNOVERS	8-20
WINNING TIME OF POSSESSION	17-15
OPPONENT WINS TIME OF POSSESSION	5-14
RUNNING 70 OR MORE OFF. PLAYS	13-11
RUNNING LESS THAN 70 OFF. PLAYS	9-18
RUSHING FOR 150 YARDS OR MORE	17-7
RUSHING FOR LESS THAN 150 YARDS	5-22
RUSHING FOR 200 YARDS OR MORE	12-2
PASSING FOR 200 YARDS OR MORE	11-16
PASSING FOR LESS THAN 200 YARDS	11-13
PASSING % IS OVER 55%	14-15
PASSING % IS LESS THAN 55%	8-14
THIRD DOWN CONV. IS OVER 40%	14-7
THIRD DOWN CONV. IS LESS THAN 40%	8-22
WINNING TURNOVER MARGIN	18-9
SCORING 20 POINTS OR MORE	20-17
SCORING 30 POINTS OR MORE	16-0
SCORING 40 POINTS OR MORE	6-0
HOLDING OPP. TO 10 POINTS OR LESS	9-0
HOLDING OPP. TO 20 POINTS OR LESS	14-1
GAINING MORE TOTAL YARDS THAN OPP	18-4
GAINING LESS TOTAL YARDS THAN OPP	4-25
PLAY AT HOME	16-8
PLAYING ON THE ROAD	5-21
NEUTRAL SITE	1-0

The Red-Zone Wall

One of the statistically worst red-zone defenses in the nation this past season (108th in red-zone scoring defense, 127th in red-zone touchdown scoring defense), North Texas ranks 14th nationally in red zone defense, holding opponents to scores on just 60 percent of red zone opportunities and a combined 17 points on five trips to the red zone. SMU made three trips inside the North Texas five-yard line and can away with only three points. The Mean Green defense forced a fumble at the one, stopped SMU on downs, then held the Ponies to a field goal.

Among The Nation's Tops In Stops

Kishawn McClain (12.5 tackles per game) and Blake Bean (11.0 tackles per game) are the top two tacklers in Conference USA. North Texas is one of three teams with two players among the nation's top-12 tacklers (Louisville, Tulsa) and is one of two teams with the top two tacklers in its league (Tulsa, AAC). McClain ranks second nationally among defensive backs and seventh nationally among all players averaging 12.5 tackles per game, while Bean is tied for 12th averaging 11.0 tackles per game.

Bringing The Heat

North Texas leads Conference USA and is tied for 15th nationally averaging 3.0 sacks per game. Jarrian Roberts ranks second in Conference USA averaging 1.25 sacks per game. And despite playing just two games, his 2.5 total sacks ranks fourth in the league. His 1.25 sacks per game also ranks 14th nationally. Roberts is tied for the Conference USA lead and is tied for 11th nationally averaging 2.0 tackles for loss per game. His 4.0 total tackles for loss is also tied for fourth in the league. He posted a career-high 4.0 tackles for a loss against Rice and 2.5 sacks.

Home Defense System

North Texas allowed an average of just 17.5 points a game at home in 2014. Over the last four seasons since Apogee Stadium opened, the Mean Green defense has allowed fewer than 20 points a game in three-of-four seasons and three-consecutive years. The four previous seasons, 2007-10, the Mean Green allowed over 30 points a game in three of four seasons.

Points Allowed at Home

2014:	17.5
2013:	14.0
2012:	19.0
2011:	24.6
2010:	29.7
2009:	30.1
2008:	47.0
2007:	39.8

Freshman All-America

Placekicker Trevor Moore earned freshman All-America honors after hitting 15-of-17 in field goals and he was a perfect 37-for-37 in PATs. He has made 41 straight PATs, leaving him 20 away from tying the school record. Moore ranks 11th nationally among active kickers with a field goal percentage of 81.8. Moore was a Lou Groza Award nominee.

That Kid Is One Of A Kind

Darvin Kidsy was one of six players in FBS to return a punt and a kickoff for a touchdown in 2014. He's one of three active players who completed the feat in 2014. The other five players are Marcus Murphy (Missouri), Tyreek Hill (Oklahoma State), William Likely (Maryland), Isaiah McKenzie (Georgia) and Kaelin Clay (Utah). It marked the second-straight season NT had a player return both a punt and kickoff for a TD, as Brelan Chancellor accomplished the feat in 2013.

Special Forces

Entering his third season, special teams coach Tommy Perry has completely remade the Mean Green units into perhaps the best in the nation. In 2013, the Mean Green special teams ranked first in the nation in blocked kicks, blocked punts, and block punts allowed. Last season, NT led the nation again in blocked punts allowed (zero) and blocked kicks allowed. In 2014, the Mean Green was fifth in the nation in kick-return defense.

Can't Touch This

Dan McCarney has emphasized special teams since his arrival in 2011 and the North Texas punt team has delivered. North Texas has not had a single punt blocked in the Dan McCarney era. The last NT punt that was blocked was in 2010 by Rice, a streak that is currently at 61 games. That streak is the fourth longest in the nation.

School	Year	Games
UCLA	2008	82
Hawai'i	2008	80
Auburn	2009	80
North Texas	2010	61

Defense and Special Teams Getting Offensive

Since 2011 under Dan McCarney, NT has scored 21 times on defense or special teams. The Mean Green has 19 touchdowns and two safeties. The Mean Green has four blocked punts that resulted in TDs, two punt returns, one kickoff return, six interception returns for TD, and six fumble returns for a touchdown. Dating back to the 2010 season, the Mean Green has scored 21 touchdowns from either the defense or special teams, which ranks 16th in the nation. North Texas is one of only four non-Power-5 teams in the nation with 21 or more TDs since 2010. Only Houston (26), Boise State (24) and Fresno State (23) rank ahead of NT of schools from a non-Power-5 league. Oregon leads the nation since 2010 with 32.

NORTH TEXAS FOOTBALL

HEAD COACH DAN MCCARNEY

McCarney Quick Facts

Age: 62
Alma Mater: Iowa ('75)
NT Record: 22-29
 (fifth year)
Career Record: 78-114
 (17th year)
Playing Experience:
 Offensive lineman at Iowa (1971-74)
Family: Married to Margy. Has three children: Jillian, Melanie and Shane.



McCarney Coaching Experience

Year	School	Position
2011-Pres	North Texas	Head Coach
2008-10	Florida	Ast. HC/DL
2007	South Florida	Ast. HC/DL
1995-06	Iowa State	Head Coach
1990-94	Wisconsin	D. Coord./DL
1979-89	Iowa	Def. Line
1977-78	Iowa	Off. Line

McCarney Year-by-Year

Year	Overall	Conf.	Finish
1995*	3-8	1-6	T7th
1996*	2-9	1-7	6th
1997*	1-10	1-7	6th
1998*	3-8	1-7	T5th
1999*	4-7	1-7	T5th
2000*	9-3	5-3	3rd
2001*	7-5	4-4	3rd
2002*	7-7	4-4	3rd
2003*	2-10	0-8	6th
2004*	7-5	4-4	T1st
2005*	7-5	4-4	T2nd
2006*	4-8	1-7	6th
2011^	5-7	4-4	5th
2012	4-8	3-5	T6th
2013	9-4	6-2	T2nd
2014	4-8	2-6	5th
2015	0-2	0-1	
Totals:	78-114	42-87	

*-Iowa State

^-North Texas

McCarney Bowl Experience

1982: Rose	2000: Insight.com
1982: Peach	2001: Independence
1983: Gator	2002: Humanitarian
1984: Freedom	2004: Independence
1986: Rose	2005: EV1.Net Houston
1986: Holiday	2008: Brut Sun
1987: Holiday	2009: BCS National Title
1988: Peach	2010: Sugar
1994: Rose	2011: Outback
1994: Hall of Fame	2014: Heart of Dallas

Dan McCarney knows how to build football programs. He was a part of a historic turnaround at Iowa State, and now you can add North Texas to that list. McCarney has turned around North Texas and taken the program to heights that were unthinkable when he arrived in 2011.

On their way to the 2014 Heart of Dallas Bowl Championship, the Mean Green won nine games in 2013, tied for the second most in school history and just the sixth time in 100 years North Texas has won nine games. The season culminated with North Texas winning the 2014 Heart of Dallas Bowl 36-14 over UNLV on January 1.

In 2014 McCarney powered North Texas to a 43-6 win over rival SMU, just the fifth win for NT in 34 games against the Mustangs. North Texas posted 77 points in a game in 2014, the fourth-highest total in a game in school history. 2014 also saw one of McCarney's first recruits at North Texas, offensive lineman Cyril Lemon, earn his fourth straight all-conference honor as he was named to the Conference USA first-team.

Lemon was the only player in the nation to start 49 straight games and earn all-conference honors in four straight years.

McCarney led the Mean Green to a 6-2 record in the inaugural season in Conference USA, tying for second place and the second most conference wins in school history. Along the way, the Mean Green broke offensive, defensive, special teams and attendance records.

The Mean Green achieved the biggest single season turnaround since 1982-83. The North Texas offense set a new school record for total offense in a single season, topping the 5,000-yard mark for the first time. North Texas rushed for over 300-yards three times in 2013, which is the most in a season since 1959.



The North Texas defense allowed the fewest points per game since 2002, and tied for the second most sacks in school history.

McCarney is establishing a record of dominance at Apogee Stadium as North Texas has a home record of 16-7 at Apogee Stadium since 2011. The Mean Green went 5-1 at home in 2013, tying for the second most wins in school history. The three seasons before 2011, the Mean Green went just 1-16 at home.

McCarney has won 22 games at North Texas, which already ranks in the top-10 all-time as he enters the 2015 season eighth in coaching wins. McCarney reached 18 wins faster at North Texas than any coach since Rod Rust in 1967-69 after his first three seasons.

He has brought out the best individually at North Texas as the Mean Green had 12 players earn 14 spots on the C-USA all-conference team in 2013, the second most in school history. Brelan Chancellor became just the second player in league history to earn first-team all-conference honors as a kick and punt returner, and was the only player in the nation to rank in the top 10 in punt and kick returns in 2013.

The North Texas resurgence was fueled by all three phases: offense, defense and special teams. Under McCarney, the Mean Green ranked in the top 10 in the nation in 2013 in fourth down conversion defense (fifth), blocked kicks (first), blocked punts (first), blocked punts allowed (first), fumbles recovered (fourth), sacks allowed (seventh), punt returns (fifth), red zone defense (second), scoring defense (eighth), sacks (seventh) and turnovers (fourth).

With more than 30 years of college coaching experience, including 13 years as a head coach at Iowa State University, McCarney is an established leader. He came to North Texas after serving as the assistant head coach at the University of Florida where he had been since 2008. He helped win a national championship at Florida.

McCarney began his coaching career at the University of Iowa, where he was an assistant under Fry for 11 years. He continued his career as the defensive coordinator at the University of Wisconsin under Alvarez, directing some of the best defensive teams in that school's history. At Wisconsin, McCarney helped turn a team that had won 10 games in five years into a Big 10 Conference championship and Rose Bowl appearance in his fourth year.

McCarney took over as head coach at Iowa State in 1995, assuming responsibility of a program that had enjoyed just three winning seasons in the 16 years prior to his arrival. McCarney led Iowa State to five bowl games from 2000-05 and was named the Big 12 Conference Coach of the Year in 2004 when his team earned a Big 12 North championship.

NORTH TEXAS FOOTBALL

2015 GAME-BY-GAME RECAPS

Sept. 12, 2015 • Attendance: 25,401

Gerald J. Ford Stadium • Dallas, Texas

North Texas 13
SMU 31 

DALLAS - An inconsistent North Texas offense, which had rolled up and down the field a year ago against SMU, coughed and sputtered and struggled in Saturday night's season opener, losing two fumbles, throwing two interceptions, and failing to generate scoring chances or to take advantage of opportunities presented to it in a 31-13 loss to the Mustangs at Gerald J. Ford Stadium.

The North Texas defense generated three first-half turnovers of its own, stopped SMU three times inside the Mean Green five-yard line, and kept SMU quarterback Matt Davis under control for three quarters, but wore down and surrendered 21-straight points in a decisive fourth quarter.

"They outplayed us in the second half," North Texas coach Dan McCarney said. "They made the plays, we didn't. You turn the ball over four times, you're rarely going to win football games. That was the difference in the game."

SCORE BY QUARTERS

North Texas	3	3	7	0	13
SMU	7	0	3	21	31

SCORING SUMMARY

First Quarter

NT - Moore 25 yd FG - 11:00
SMU - Sutton 27 yd reception - 8:11

Second Quarter

NT - Moore 25 yd FG - 8:00

Third Quarter

SMU - Hedlund 27 yd FG - 5:09
NT - Jimmerson 25 yd run -

Fourth Quarter

SMU - Gaines 8 yd reception - 14:15
SMU - Davis 50 yd run - 9:21
SMU - Davis 14 yd run - 2:59

TEAM STATISTICS

	NT	SMU
First Downs	17	27
Rushes-Yards	33-112	53-273
Passing-Yards	128	171
Comp-Att-Int	16-34-2	17-24-0
Total Plays-Yards	67-240	77-444
Punts-Yards	5-207	2-79
Fumbles/Lost	4-2	4-3
Penalties	7-73	6-50
3rd Down Conv.	6-for-16	9-for-15
Time of Possession	24:10	35:50

INDIVIDUAL STATISTICS

RUSHING - North Texas - Tucker 10-50.
SMU - Davis 17-125

PASSING - North Texas - McNulty 16-34-128-2. **SMU** - Davis 17-24-171-0.

RECEIVING North Texas - Harris 5-40.
SMU - Sutton 5-65.

Sept. 19, 2015 • Attendance: 19,602

Apogee Stadium • Denton, Texas

Rice 38
North Texas 24 

DENTON - North Texas put up some impressive first-half numbers in the first home game of the season Saturday. Quarterback Andrew McNulty completed 65 percent of his passes for 171 yards, the ground game rushed for 98 yards and averaged 7.5 yards per carry, the offense converted five-of-seven third downs, and the defense recorded three sacks. It should have added up to a nice lead in the Conference USA opener against Rice. And it was all undone by turnovers.

Two critical, crippling lost fumbles - one on a punt return and one that cut short a Mean Green drive deep in Rice territory - led to 10 first-half Rice points, and a third-quarter tipped-ball interception led to another Rice touchdown, sending North Texas to a 38-24 loss at Apogee Stadium.

"The thing we built this program on, the foundation that is so important to winning, is turnover margin and taking care of the football," North Texas head coach Dan McCarney said. "When you're minus three on the day against a good team, you're going to have trouble winning."

SCORE BY QUARTERS

Rice	0	17	21	0	38
North Texas	3	7	7	7	24

SCORING SUMMARY

First Quarter

NT - Moore 23 yd FG - 2:18

Second Quarter

Rice - Parks 13 yd reception - 11:35
NT - Harris 33 yd reception - 9:59
Rice - Wright 30 yd reception - 7:41
Rice - Fox 20 yd FG - 0:00

Third Quarter

Rice - Steward 5 yd run - 11:33
Rice - Turner 5 yd run - 6:55
Rice - Parks 9 yd reception - 2:01
NT - Ezzard 5 yd run - 0:00

Fourth Quarter

NT - Harris 93 yd reception - 7:42

TEAM STATISTICS

	Rice	NT
First Downs	28	20
Rushes-Yards	51-189	27-175
Passing-Yards	373	303
Comp-Att-Int	29-39-0	19-35-1
Total Plays-Yards	90-562	62-478
Punts-Yards	3-122	2-69
Fumbles/Lost	0-0	3-2
Penalties	7-60	4-45
3rd Down Conv.	12-for-19	8-for-13
Time of Possession	41:50	18:10

INDIVIDUAL STATISTICS

RUSHING - Rice - Davis 21-102. **North Texas** - Jimmerson 13-94.

PASSING - Rice - Jackson 29-39-373-0. **North Texas** - McNulty 19-35-303-1.

RECEIVING Rice - Parks 8-163. **North Texas** - Harris 8-193.

NORTH TEXAS FOOTBALL

2015 GAME-BY-GAME RESULTS

	Tm. Rushing (Att.-Yds.-TDs)		Tm. Passing (Att.-Comp.-Yds.-Int-TDs)		Tm. Total Offense		Tm. First Downs		Fumbles-Lost	
	NT	Opp	NT	Opp	NT	Opp	NT	Opp	NT	Opp
at SMU	33-112-1	53-273-2	34-16-128-2-0	24-17-171-0-2	240	444	17	27	4-2	4-3
vs. Rice	27-175-1	51-189-2	35-19-303-1-2	39-29-373-0-3	478	562	28	20	3-2	0-0
at Iowa										
at Southern Miss										
vs. Portland St.										
vs. WKU										
at Marshall										
vs. UTSA										
at Louisiana Tech										
at Tennessee										
at MTSU										
vs. UTEP										

INDIVIDUAL RUSHING (Att.-Yds.-TD)

	Jimmerson	Wilson	Ivery
at SMU	9-40-1	---	---
vs. Rice	13-94-0	---	5-47-0
at Iowa			
at Southern Miss			
vs. Portland St.			
vs. WKU			
at Marshall			
vs. UTSA			
at Louisiana Tech			
at Tennessee			
at MTSU			
vs. UTEP			

INDIVIDUAL PASSING (Att.-Comp.-Yds.-Int.-TD)

	Greer	McNulty	D. Smith
at SMU	---	34-16-128-2-0	---
vs. Rice	---	35-19-303-1-2	---
at Iowa			
at Southern Miss			
vs. Portland St.			
vs. WKU			
at Marshall			
vs. UTSA			
at Louisiana Tech			
at Tennessee			
at MTSU			
vs. UTEP			

INDIVIDUAL RECEIVING (Rec.-Yds.-TD)

	Harris	Kidsy	Goree	M. Smith	Smiley	Loving
at SMU	5-40-0	1-12-0	1--11-0	2-18-0	3-42-0	2-22-0
vs. Rice	8-193-2	0-0-0	0-0-0	3-27-0	0-0-0	5-67-0
at Iowa						
at Southern Miss						
vs. Portland St.						
vs. WKU						
at Marshall						
vs. UTSA						
at Louisiana Tech						
at Tennessee						
at MTSU						
vs. UTEP						

NORTH TEXAS FOOTBALL

INDIVIDUAL LEADERS BY GAME

Game	Rushing (att-yds-td)	Passing (att-comp-yds-td)	Receiving (rec-yds-td)	Tackles
at SMU	Tucker (10-50-0)	McNulty (34-16-128-2)	Harris (5-40-0)	Bean (10)
vs. Rice	Jimmerson (13-94-0)	McNulty (35-19-303-2)	Harris (8-193-2)	McClain (16)
at Iowa				
at Southern Miss				
vs. Portland St.				
vs. WKU				
at Marshall				
vs. UTSA				
at Louisiana Tech				
at Tennessee				
at MTSU				
vs. UTEP				

OPPONENT INDIVIDUAL LEADERS BY GAME

Game	Rushing (att-yds-td)	Passing (att-comp-yds-td)	Receiving (rec-yds-td)	Tackles
at SMU	Davis (17-125-2)	Davis (24-17-171-2)	Sutton 5-65-1)	Wood/Lawler (6)
vs. Rice	Davis (21-102-0)	Jackson (39-29-373-3)	Parks (8-163-2)	Ibe (9)
at Iowa				
at Southern Miss				
vs. Portland St.				
vs. WKU				
at Marshall				
vs. UTSA				
at Louisiana Tech				
at Tennessee				
at MTSU				
vs. UTEP				

CONFERENCE USA CONFERENCE PLAYERS OF THE WEEK

Week	Offense	Defense	Special Teams
Sept. 7	Ray Lawry (ODU)	Tiquan Lang (Marshall)	Blake Brewer (Charlotte)
Sept. 14	Brandon Doughty (WKU)	Marcus Ward (WKU)	Kylen Townen (WKU)
Sept. 21			

NORTH TEXAS FOOTBALL

2015 STARTING LINEUPS

OFFENSE

Game	LT	LG	C	RG	RT	WR	WR	WR	TE	RB	QB
at SMU	Banogu	Rice	Kirby	Thompson	Miles	Smiley	Goree	Kidsy	Smith	Tucker	McNulty
vs. Rice	Murray	Rice	Kirby	Thompson	Miles	Thompson	Goree	Harris	Smith	Jimmerson	McNulty
at Iowa											
at Southern Miss											
vs. Portland St.											
vs. WKU											
at Marshall											
vs. UTSA											
at Louisiana Tech											
at Tennessee											
at MTSU											
vs. UTEP											

DEFENSE

Game	DE	DT	DT	DE	LOLB	MLB	ROLB	CB	CB	FS	SS
at SMU	Roberts	Wallace	Orr	Dilonga	Garner	Bean	Scott	Whitfield	Davis	McClain	Gray
vs. Rice	Roberts	Wallace	Orr	Dilonga	Garner	Bean	Scott	Whitfield	Davis	McClain	Gray
at Iowa											
at Southern Miss											
vs. Portland St.											
vs. WKU											
at Marshall											
vs. UTSA											
at Louisiana Tech											
at Tennessee											
at MTSU											
vs. UTEP											

NORTH TEXAS FOOTBALL

2015 LONG PLAYS

NORTH TEXAS BIG PLAYS

Opponent	RUSHING				PASSING				SPECIAL TEAMS	
	20-29	30-39	40-49	50+	20-29	30-39	40-49	50+	Block	Ret TD
at SMU	1	0	0	0	0	0	0	0	0	0
vs. Rice	3	0	0	0	2	1	0	1	0	0
at Iowa										
at Southern Miss										
vs. Portland St.										
vs. WKU										
at Marshall										
vs. UTSA										
at Louisiana Tech										
at Tennessee										
at MTSU										
vs. UTEP										
TOTALS	4	0	0	0	2	1	0	1	0	0

OPPONENT BIG PLAYS

Opponent	RUSHING				PASSING				SPECIAL TEAMS	
	20-29	30-39	40-49	50+	20-29	30-39	40-49	50+	Block	Ret TD
at SMU	2	0	0	1	2	0	0	0	0	0
vs. Rice	0	0	0	0	4	1	1	1	0	0
at Iowa										
at Southern Miss										
vs. Portland St.										
vs. WKU										
at Marshall										
vs. UTSA										
at Louisiana Tech										
at Tennessee										
at MTSU										
vs. UTEP										
TOTALS	2	0	0	1	6	1	1	1	0	0

TURNOVERS FORCED

Opponent	NORTH TEXAS					OPPONENTS				
	FUM	INT	TOT	PTS OFF	Margin	FUM	INT	TOT	PTS OFF	
at SMU	3	0	3	3	-1	2	2	4	7	
vs. Rice	0	0	0	0	-3	2	1	3	17	
at Iowa										
at Southern Miss										
vs. Portland St.										
vs. WKU										
at Marshall										
vs. UTSA										
at Louisiana Tech										
at Tennessee										
at MTSU										
vs. UTEP										
TOTALS	3	0	3	3	-4	4	3	7	24	

NORTH TEXAS FOOTBALL

2015 INDIVIDUAL BIG PLAYS

NORTH TEXAS PLAYS FROM SCRIMMAGE 20+ YARDS

RUNNING PLAYS (4)

Yds	Rusher	Opponent
27	Antoinne Jimmerson	Rice
25	Antoinne Jimmerson	Rice
25	Antoinne Jimmerson*	SMU
20	Willy Ivery	Rice

*-Touchdown

PASSING PLAYS (4)

Yds	Receiver	Opponent
93	Carlos Harris*	Rice
33	Carlos Harris*	Rice
29	Chris Loving	Rice
20	Carlos Harris	Rice

*-Touchdown

KR 30 YARDS OR MORE (1)

Yds	Returner	Opponent
33	D'Aundrey Bradley	Rice

*- Touchdown

PR 20 YARDS OR MORE (0)

Yds	Returner	Opponent
-----	----------	----------

*- Touchdown

INT RETURN 20 YARDS OR MORE (0)

Yds	Returner	Opponent
-----	----------	----------

*- Touchdown

FUM RETURN 20 YARDS OR MORE (0)

Yds	Returner	Opponent
-----	----------	----------

*- Touchdown

OPPONENT PLAYS FROM SCRIMMAGE 20+ YARDS

RUNNING PLAYS (3)

Yds	Rusher	Team
50	Matt Davis*	SMU
27	Xavier Jones	SMU
25	Matt Davis	SMU

*- Touchdown

PASSING PLAYS (9)

Yds	Receiver	Team
54	Dennis Parks	Rice
43	Dennis Parks	Rice
30	Zach Wright*	Rice
27	Luke Turner	Rice
27	Courtland Sutton*	SMU
25	Darik Dillard	Rice
24	Connor Cella	Rice
24	M. Kaufman	SMU
20	Dennis Parks	Rice

*- Touchdown

KR 30 YARDS OR MORE (0)

Yds	Returner	Team
-----	----------	------

*- Touchdown

PR 20 YARDS OR MORE (0)

Yds	Returner	Team
-----	----------	------

*- Touchdown

INT RETURN 20 YARDS OR MORE (0)

Yds	Returner	Team
-----	----------	------

FUM RETURN 20 YARDS OR MORE (0)

Yds	Returner	Opponent
-----	----------	----------

*- Touchdown

*- Touchdown

NORTH TEXAS FOOTBALL

THE LAST TIME.....

Scoring

Scored 30 or more points	31 vs. Florida Atlantic (11/9/14)
Scored 40 or more points	77 vs Nicholls (9/20/14)
Scored 50 or more points	77 vs Nicholls (9/20/14)
Scored 60 or more points	77 vs Nicholls (9/20/14)

Total Offense

Had more than 400 total yards	478 vs Rice (9/19/15)
Had more than 450 total yards	478 vs Rice (9/19/15)
Had more than 500 total yards	526 vs Nicholls (9/20/14)
Had more than 600 total yards	635 vs. Navy (11/10/07)

Rushing Offense

Rushed for 150 or more yards	178 vs Rice (9/19/15)
Rushed for 200 or more yards	235 vs. Florida Atlantic (11/9/14)
Rushed for 250 or more yards	324 vs Nicholls (9/20/14)
Rushed for 300 or more yards	324 vs Nicholls (9/20/14)
Rushed for 400 or more yards	464 vs. Middle Tennessee (12/3/11)

Passing Offense

Passed for 250 or more yards	303 vs Rice (9/19/15)
Passed for 300 or more yards	303 vs Rice (9/19/15)
Passed for 350 or more yards	404 vs. Idaho (8/31/13)
Passed for 400 or more yards	404 vs. Idaho (8/31/13)
Passed for 500 or more yards	601 at SMU (9/8/07)

Scoring Defense

Allowed 0 points	0 vs. Troy State (10/30/03)
Allowed 3 or fewer points	3 vs Nicholls (9/20/14)
Allowed 7 or fewer points	6 vs. SMU (9/6/14)
Allowed 10 or fewer points	10 vs. Florida Atlantic (11/9/14)

Total Defense

Allowed fewer than 75 total yards	49 vs. Lamar (11/5/83)
Allowed fewer than 100 total yards	95 vs. Abilene Christian (9/5/92)
Allowed fewer than 150 total yards	147 vs. FIU (11/22/14)
Allowed fewer than 200 total yards	147 vs. FIU (11/22/14)
Allowed fewer than 250 total yards	147 vs. FIU (11/22/14)
Allowed fewer than 300 total yards	vs. FIU (11/22/14)

Rushing Defense

Allowed 0 or fewer yards	-6 vs. Abilene Christian (9/5/92)
Allowed 20 or fewer yards	10 vs. SMU (9/6/14)
Allowed 40 or fewer yards	10 vs. SMU (9/6/14)
Allowed 60 or fewer yards	10 vs. SMU (9/6/14)
Allowed 80 or fewer yards	78 vs Nicholls (9/20/14)
Allowed 100 or fewer yards	91 vs. FIU (11/22/14)

Passing Defense

Allowed 10 or fewer yards	7 vs. Abilene Christian (9/1/94)
Allowed 30 or fewer yards	27 vs. Nicholls State (9/7/02)
Allowed 50 or fewer yards	45 vs. Army (9/18/10)
Allowed 100 or fewer yards	56 vs. FIU (11/22/14)
Allowed 150 or fewer yards	56 vs. FIU (11/22/14)
Allowed 200 or fewer yards	56 vs. FIU (11/22/14)

Miscellaneous Team

NT wins when holding opponents to 10 points or less	37 consecutive, last loss at Marshall 7-0 (11/25/88)
NT wins when scoring 30 points or more	17, last win vs Nicholls (9/20/14)
Last shutout win	21-0 vs. Troy (10/30/03)

NORTH TEXAS FOOTBALL

THE LAST TIME.....

Individual Rushing

Had a player rush for 100 or more yards	106 by Jeffrey Wilson at UTSA (11/29/14)
Had 2 players rush for 100 or more yards.....	139 by Antoine Jimmerson vs. Texas So. (9/8/12); 106 by Brandin Byrd vs. Texas So. (9/8/12)
Had a player rush for 150 or more yards	251 by Brandin Byrd at Tulsa (11/30/13)
Had a player rush for 200 or more yards	251 by Brandin Byrd at Tulsa (11/30/13)
Had a player rush for 250 or more yards	251 by Brandin Byrd at Tulsa (11/30/13)
Had a player rush for 300 or more yards	313 by Lance Dunbar vs. MTSU (12/3/11)
Had a player rush for 2 or more TD's	2 by Dajon Williams and Reggie Pegram vs Nicholls (9/20/14)
Had a player rush for 3 or more TD's	3 by Brandin Byrd at Tulsa (11/30/13)
Had a player rush for 4 or more TD's	4 by Lance Dunbar vs. MTSU (12/3/11)
Had a player rush for 5 or more TD's	Never

Individual Passing

Had a player pass for 200 or more yards	303 by Andrew McNulty vs. Rice (9/19/15)
Had a player pass for 250 or more yards	303 by Andrew McNulty vs. Rice (9/19/15)
Had a player pass for 300 or more yards	303 by Andrew McNulty vs. Rice (9/19/15)
Had a player pass for 400 or more yards	478 by Giovanni Vizza vs. Navy (11/10/07)
Had a player pass for 500 or more yards	601 by Daniel Meager at SMU (9/8/07)
Had a player pass for 2 or more TD's	2 by Andrew McNulty vs. Rice (9/19/15)
Had a player pass for 3 or more TD's	3 by Dajon Williams at Indiana (10/4/14)
Had a player pass for 4 or more TD's	4 by Riley Dodge vs. WKU (10/31/09)
Had a player pass for 5 or more TD's	8 by Giovanni Vizza vs. Navy (11/10/07)

Individual Receiving

Had a player with 10 or more receptions in a game	10 by Carlos Harris at UTSA (11/29/14)
Had a player with 15 or more receptions in a game	15 by Carlos Harris vs. Southern Miss (10/18/14)
Had a player receive 100 or more yards	193 by Carlos Harris vs Rice (9/19/15)
Had 2 players receive 100 or more yards.....	130 by Darnell Smith; 103 by Breelan Chancellor at. Tulane (10/5/13)
Had a player receive 150 or more yards	193 by Carlos Harris vs Rice (9/19/15)
Had a player receive 200 or more yards	216 by Carlos Harris vs. Southern Miss (10/18/14)
Had a player receive 250 or more yards	327 by Casey Fitzgerald at SMU (9/8/07)
Had a player receive 300 or more yards	327 by Casey Fitzgerald at SMU (9/8/07)
Had a player receive 2 or more TD's	2 by Carlos Harris vs Rice (9/19/15)
Had a player receive 3 or more TD's	5 by Casey Fitzgerald vs. Navy (11/10/07)
Had a player receive 4 or more TD's	5 by Casey Fitzgerald vs. Navy (11/10/07)
Returned a kickoff for a TD	100 yards by Darvin Kidsy at Rice (10/25/14)
Returned a punt for a TD	75 yards by Darvin Kidsy vs Nicholls (9/20/14)
Returned an INT for a TD.....	98 yards by Zac Whitfield vs Nicholls (9/20/14)
Returned a fumble for a TD	31 by Jarrian Roberts vs. SMU (9/6/14)
Blocked a punt	Sed Ellis vs Nicholls (9/20/14)
Returned a blocked punt for TD	0 yards by Jarrian Roberts vs. Tulsa (11/30/13)
Blocked a FG	Zach Orr vs. UTEP (11/9/13)
Returned a blocked punt for a TD.....	0 yards by Zac Whitfield at Georgia (9/21/13)
Returned a blocked FG for a TD.....	66 yards by Phillip Littlejohn vs. Idaho (10/4/97)
Recorded a safety	Team Safety vs. Arkansas St. (11/3/12)

NORTH TEXAS FOOTBALL

OPPONENT LAST TIME.....

Rushing Offense

Rushed for 150 or more yards.....	189 by Rice (9/19/15)
Rushed for 200 or more yards.....	273 by SMU (9/12/15)
Rushed for 250 or more yards.....	273 by SMU (9/12/15)
Rushed for 300 or more yards.....	351 by UTEP (11/15/14)

Passing Offense

Passed for 300 or more yards.....	373 by Rice (9/19/15)
Passed for 400 or more yards.....	450 by Georgia (9/21/13)
Passed for 500 or more yards.....	563 by Houston (9/10/11)

Total Offense

Had more than 400 total yards.....	562 by Rice (9/19/15)
Had more than 450 total yards.....	562 by Rice (9/19/15)
Had more than 500 total yards.....	562 by Rice (9/19/15)

Individual Rushing

Had a player rush for 100 or more yards.....	102 by Jowan Davs, Rice (9/19/15)
Had 2 players rush for 100 or more yards.....	150 by Tevin Coleman, Indiana (10/4/14); 102 by D. Roberts by Indiana (10/4/14)
Had a player rush for 150 or more yards.....	177 by Aaron Jones, UTEP (11/15/14)
Had a player rush for 200 or more yards.....	245 by Antonio Andrews, WKU (11/24/12)
Had a player rush for 2 or more TD's.....	2 by Matt Davis, SMU (9/12/15)
Had a player rush for 3 or more TD's.....	5 by Aaron Jones, UTEP (11/15/14)

Individual Passing

Had a player pass for 300 or more yards.....	373 by Driphus Jackson, Rice, (9/19/15)
Had a player pass for 400 or more yards.....	408 by Aaron Murray, Georgia (9/21/13)
Had a player pass for 3 or more TD's.....	3 by Driphus Jackson, Rice, (9/19/15))
Had a player pass for 4 or more TD's.....	5 by Cody Sokol, La Tech (9/11/14)

Individual Receiving

Had a player receive 150 or more yards.....	163 by Dennis Parks, Rice, (9/19/15)
Had a player receive 200 or more yards.....	263 by Trevor Insley, Nevada (10/30/99)
Had 2 players receive 100 or more yards.....	140 by Kyle Griswold; 121 by Anthony Amos, MTSU (10/27/12)
Had a player receive 3 or more TD's.....	3 by Jason Chery, Louisiana-Lafayette (10/11/08)

Scoring

Scored 30 or more points.....	38 by Rice (9/19/15)
Scored 40 or more points.....	41 by Rice (10/25/14)
Scored 50 or more points.....	56 by UAB (10/11/14)
Scored 60 or more points.....	77 by Rice (9/27/08)

Returned a kickoff for a TD.....	100 yards by Luther Ambrose, ULM, (10/22/11)
Returned a punt for a TD.....	74 yards by Richie Leonard, FIU, (11/22/14)
Returned an INT for a TD.....	71 yards by Jeremiah McKinnon, FIU (11/22/14)
Returned a fumble for a TD.....	40 yards by Jontavious Morris, UAB, (10/11/14)
Returned a blocked punt for a TD.....	33 yards by Andrew Joseph, Louisiana- Lafayette (10/10/09)
Returned a blocked FG for a TD.....	62 yards by Derrick Strozier, Tulane (10/5/13)
Recorded a safety.....	Team, Troy, (10/24/09)

North Texas Overtime Record (1-1)

October 7, 2006

North Texas 25 FIU 22 7 OT's

September 12, 2009

Ohio 31 North Texas 30 2OT's

NORTH TEXAS FOOTBALL

MEAN GREEN SEASON AND CAREER HIGHS - OFFENSE



Andrew McNulty
Sr • 6-1 • 211
Iowa City, Iowa
Quarterback

#5

2015 Season Highs

Attempts 35 vs. Rice (9/19/15)
Completions 19 vs. Rice (9/19/15)
Passing Yards 303 vs. Rice (9/19/15)
Passing TD's 2 vs. Rice (9/19/15)
Longest Pass 93 vs. Rice (9/19/15)
Rushing Yards 26 vs. Rice (9/19/15)
Longest Rush 18 vs. Rice (9/19/15)

Career Highs

Attempts 43 at UTSA (11/29/14)
Completions 24 at UTSA (11/29/14)
Passing Yards 303 vs. Rice (9/19/15)
Passing TD's 2 vs. Rice (9/19/15)
Longest Pass 93 vs. Rice (9/19/15)
Rushing Yards 67 at UTEP (11/15/14)
Longest Rush 65 at UTEP (11/15/14)



Josh Greer
Jr • 6-5 • 212
Arlington, Texas
Quarterback


#8

2015 Season Highs

Attempts
Completions
Passing Yards
Passing TD's
Longest Pass
Rushing Yards
Longest Rush

Career Highs

Attempts 27 vs. LA Tech (9/11/14)
Completions 13 vs. LA Tech (9/11/14)
Passing Yards 86 vs. SMU (9/6/14)
Passing TD's
Longest Pass 23 vs. LA Tech (9/11/14)
Rushing Yards -2 vs. SMU (9/6/14)
Longest Rush 5 vs. LA Tech (9/11/14)



Antoinne Jimmerson
Sr • 5-9 • 220
Dallas, Texas
Running Back


#22

2015 Season Highs

Rushes 13 vs. Rice (9/19/15)
Rushing Yards 94 vs. Rice (9/19/15)
Longest Rush 27 vs. Rice (9/19/15)
Long Reception 2 at SMU (9/12/15)
Touchdowns 1 at SMU (9/12/15)
100-yard rushing games

Career Highs

Rushes 17 vs. FAU (11/8/14)
Rushing Yards 139 vs. Texas So. (9/8/12)
Longest Rush 45 vs. Kansas St. (9/15/12)
Long Reception 78 vs. ULL (10/16/12)
Touchdowns 2, three times
100-yard rushing games 2



Jeffrey Wilson
So • 6-0 • 195
Elkhart, Texas
Running Back

#26

2015 Season Highs

Rushes
Rushing Yards
Longest Rush
Long Reception
Touchdowns
100-yard rushing games

Career Highs

Rushes 19 at UTSA (11/29/14)
Rushing Yards 105 at UTSA (11/29/14)
Longest Rush 20 at UTSA (11/29/14)
Long Reception 29 at UTEP (11/15/14)
Touchdowns 1 at UTEP (11/15/14)
100-yard rushing games 1



Carlos Harris
Sr • 5-8 • 185
Frisco, Texas
Wide Receiver

#9

2015 Season Highs

Receptions 8 vs. Rice (9/19/15)
Receiving Yards 193 vs. Rice (9/19/15)
Touchdowns 2 vs. Rice (9/19/15)
Long Reception 93 vs. Rice (9/19/15)
100-Yard Receiving Games 1

Career Highs

Receptions 15 vs. Southern Miss (10/18/14)
Receiving Yards 216 vs. Southern Miss (10/18/14)
Touchdowns 2 vs. Rice (9/19/15)
Long Reception 93 vs. Rice (9/19/15)
100-Yard Receiving Games 4



Darvin Kiddy
Jr • 6-0 • 183
Missouri City, Texas
Wide Receiver

#4

2015 Season Highs

Receptions 1 at SMU (9/12/15)
Receiving Yards 12 at SMU (9/12/15)
Touchdowns
100-Yard Receiving Games
Long Reception 12 at SMU (9/12/15)
Long Punt Return

Career Highs

Receptions 4 vs. Ball St. (9/14/14)
Receiving Yards 47 vs. Ball St. (9/14/14)
Touchdowns
100-Yard Receiving Games
Long Reception 25 vs. Nicholls (9/20/14)
Long Kickoff Return 100 at Rice (10/25/14)
Long Punt Return 75 vs. Nicholls (9/20/14)



Turner Smiley
So • 6-0 • 189
Frisco, Texas
Wide Receiver


#1

2015 Season Highs

Receptions 3 at SMU (9/12/15)
Receiving Yards 42 at SMU (9/12/15)
Touchdowns
Long Reception 19 at SMU (9/12/15)
100-Yard Receiving Games

Career Highs

Receptions 4 at UAB (10/11/15)
Receiving Yards 77 at UAB (10/11/15)
Touchdowns 1 at UAB (10/11/15)
Long Reception 44 at UAB (10/11/15)
100-Yard Receiving Games 1



Tee Goree
Fr • 6-3 • 173
Carthage, Texas
Wide Receiver

#3

2015 Season Highs

Receptions 1 at SMU (9/12/15)
Receiving Yards -11 at SMU (9/12/15)
Touchdowns
Long Reception
100-Yard Receiving Games

Career Highs

Receptions 1 at SMU (9/12/15)
Receiving Yards -11 at SMU (9/12/15)
Touchdowns
Long Reception
100-Yard Receiving Games

NORTH TEXAS FOOTBALL

MEAN GREEN SEASON AND CAREER HIGHS - OFFENSE/DEFENSE/SPECIAL TEAMS



Marcus Smith
Sr • 6-4 • 242
San Antonio, Texas
Tight End

#18

2015 Season Highs

Receptions 3 vs. Rice (9/19/15)
Receiving Yards 27 vs. Rice (9/19/15)
Touchdowns
Long Reception 11 vs. Rice (9/19/15)

Career Highs

Receptions 3, three times
Receiving Yards 55 vs. Nicholls (9/20/14)
Touchdowns 1, six times
Long Reception 41 vs. Nicholls (9/20/14)



Chad Polk
Sr • 6-0 • 231
Dallas, Texas
Defensive End

#42

2015 Season Highs

Tackles
Tackles For Loss
Sacks
Interceptions

Career Highs

Tackles 7 vs. Nicholls (9/20/14)
Tackles For Loss 3.0 vs. FAU (11/8/14)
Sacks 2.0 vs. Nicholls (9/20/14)
Interceptions



Jarrian Roberts
Jr • 6-2 • 252
Clarksville, Texas
Defensive End


#30

2015 Season Highs

Tackles 6 vs. Rice (9/19/15)
Tackles For Loss 4.0 vs. Rice (9/19/15)
Sacks 2.5 vs. Rice (9/19/15)
Interceptions

Career Highs

Tackles 6 vs. Rice (9/19/15)
Tackles For Loss 4.0 vs. Rice (9/19/15)
Sacks 2.5 vs. Rice (9/19/15)
Interceptions



Austin Orr
Sr • 6-4 • 264
Seabrook, Texas
Defensive Tackle

#91

2015 Season Highs

Tackles 1, twice
Tackles For Loss 1.0 at SMU (9/12/15)
Sacks
Interceptions

Career Highs

Tackles 7 at UTEP (11/15/15)
Tackles For Loss 1.0, four times
Sacks 1.0, twice
Interceptions



Malik Dilonga
Jr • 6-4 • 252
Cedar Hill, Texas
Defensive End


#56

2015 Season Highs

Tackles 2 vs. Rice (9/19/15)
Tackles For Loss 0.5 vs. Rice (9/19/15)
Sacks 0.5 vs. Rice (9/19/15)
Interceptions

Career Highs

Tackles 4 vs. Nicholls (9/20/14)
Tackles For Loss 1.5, twice
Sacks 1.0, twice
Interceptions



Andy Flusche
So • 6-3 • 259
Cedar Hill, Texas
Defensive End

#99

2015 Season Highs

Tackles 5 vs. Rice (9/19/15)
Tackles For Loss 0.5 at SMU (9/12/15)
Sacks
Interceptions

Career Highs

Tackles 5 vs. Rice (9/19/15)
Tackles For Loss 1.0, twice
Sacks 1.0 vs. Nicholls (9/20/14)
Interceptions



Fred Scott
Jr • 5-11 • 233
Kennedale, Texas
Linebacker

#32

2015 Season Highs

Tackles 9 vs. Rice (9/19/15)
Tackles For Loss 2.0 vs. Rice (9/19/15)
Sacks 1.0 vs. Rice (9/19/15)
Interceptions

Career Highs

Tackles 9 vs. Rice (9/19/15)
Tackles For Loss 2.0 vs. Rice (9/19/15)
Sacks 1.0 vs. Rice (9/19/15)
Interceptions



Brandon Garner
Fr • 5-11 • 225
Mansfield, Texas
Linebacker

#37

2015 Season Highs

Tackles 3 vs. Rice (9/19/15)
Tackles For Loss
Sacks
Interceptions

Career Highs

Tackles 3 vs. Rice (9/19/15)
Tackles For Loss
Sacks
Interceptions



Blake Bean
Sr • 6-1 • 223
El Dorado, Kansas
Linebacker

#27

2015 Season Highs

Tackles 12 vs. Rice (9/19/15)
Tackles For Loss
Sacks
Interceptions

Career Highs

Tackles 12 vs. Rice (9/19/15)
Tackles For Loss
Sacks
Interceptions

NORTH TEXAS FOOTBALL

MEAN GREEN SEASON AND CAREER HIGHS - DEFENSE/SPECIAL TEAMS



Anthony Wallace
Sr • 6-0 • 227
Dallas, Texas
Linebacker

#43

2015 Season Highs

Tackles 3, twice
Tackles For Loss
Sacks
Interceptions

Career Highs

Tackles 5 vs. Texas (8/30/14)
Tackles For Loss
Sacks
Interceptions



Kishawn McClain
So • 5-11 • 201
Rosenberg, Texas
Safety


#23

2015 Season Highs

Tackles 16 vs. Rice (9/19/15)
Tackles For Loss
Sacks
Interceptions

Career Highs

Tackles 16 vs. Rice (9/19/15)
Tackles For Loss 0.5 at UTEP (11/15/14)
Sacks
Interceptions 1 vs. S. Miss (10/18/14)



Trevor Moore
So. • 5-11 • 194
Edmond, Oklahoma
Kicker

#30

2015 Season Highs

Longest Kick 25 at SMU (9/12/15)
FG in a game 2 at SMU (9/12/15)

Career Highs

Longest Kick 47 vs. SMU (9/6/14)
FG in a game 5 vs. SMU (9/6/14)



Zac Whitfield
Sr • 5-9 • 190
Sherman, Texas
Cornerback


#24

2015 Season Highs

Tackles 6 vs. Rice (9/19/15)
Tackles For Loss
Sacks
Interceptions

Career Highs

Tackles 10 vs. Arkansas St. (11/3/12)
Tackles For Loss 1.0 vs. SMU (9/6/14)
Sacks
Interceptions 2 vs. La. Tech (10/19/13)



James Gray
Jr • 6-0 • 190
Atlanta, Georgia
Safety


#21

2015 Season Highs

Tackles 12 vs. Rice (9/19/15)
Tackles For Loss
Sacks
Interceptions

Career Highs

Tackles 12 vs. Rice (9/19/15)
Tackles For Loss
Sacks
Interceptions



Blake Macek
Jr • 5-11 • 190
Sulphur Springs, Texas
Punter

#40

2015 Season Highs

Longest Punt 40 at SMU (9/12/15)
Number of Punts 1

Career Highs

Longest Punt 61 vs Georgia (9/21/13)
Number of Punts 9 vs Georgia (9/21/13)



Chad Davis
Jr • 5-10 • 181
Richmond, Texas
Cornerback

#16

2015 Season Highs

Tackles 3 at SMU (9/12/15)
Tackles For Loss 1.0 at SMU (9/12/15)
Sacks 1.0 at SMU (9/12/15)
Interceptions

Career Highs

Tackles 3 at SMU (9/12/15)
Tackles For Loss 1.0 at SMU (9/12/15)
Sacks 1.0 at SMU (9/12/15)
Interceptions 1 vs. FIU (11/22/14)



Cedric Fernandes
Fr • 5-10 • 176
Arlington, Texas
Safety

#20

2015 Season Highs

Tackles 6 at SMU (9/12/15)
Tackles For Loss 1.0 at SMU (9/12/15)
Sacks
Interceptions

Career Highs

Tackles 6 at SMU (9/12/15)
Tackles For Loss 1.0 at SMU (9/12/15)
Sacks
Interceptions



Eric Keena
Jr. • 6-2 • 175
Keller, Texas
Punter

#84

2015 Season Highs

Longest Punt 55 at SMU (9/12/15)
Number of Punts 4 at SMU (9/12/15)

Career Highs

Longest Punt 71 at UAB (10/11/14)
Number of Punts 7, three times

NORTH TEXAS FOOTBALL

DEPTH CHART

OFFENSE

LT	71	JORDAN MURRAY, 6-9, 360, Fr., HS, COPPELL, TX
	66	MICHAEL BANOGU, 6-5, 299, Sr., SQ, MCKINNEY, TX
LG	64	SAM RICE, 6-4, 297, Jr. TR, COPPELL, TX
	60	AVERY FORTENBERRY, 6-5, 297, Fr., RS, ERA, TX
C	50	KAYDON KIRBY, 6-3, 320, Jr., 2L, FLOWER MOUND, TX
	54	CREIGHTON BARR, 6-3, 302, Fr, HS FLOWER, MOUND, TX -OR- 73 GARRETT GUNTER, 6-4, 293, Jr. TR, SPRING BRANCH, TX
RG	65	MICAH THOMPSON, 6-4, 299, Sr., 2L, JONES, OK
	77	ELEX WOODWORTH, 6-4, 284, Fr., HS, MESQUITE, TX
RT	67	CHRIS MILES, 6-4, 299, Fr., RS, FLOWER, MOUND, TX
	72	RYAN RENTFRO, 6-4, 314, Jr., 1L, FLOWER MOUND, TX
WR	11	THADDEOUS THOMPSON, 6-2, 202, Jr., TR, CIBOLO, TX
	1	TURNER SMILEY, 6-0, 189, So., 1L, FRISCO, TX
WR	9	CARLOS HARRIS, 5-8, 185, Sr., 3L, FRISCO, TX-
	4	DARVIN KIDSY, 6-0, 183, Jr., 2L, MISSOURI CITY, TX
WR	3	TEE GOREE, 6-3, 173, Fr., RS, CARTHAGE, TX
	2	O'KEERON RUTHERFORD, 6-5, 190, Fr., RS, CARTHAGE, TX
TE	18	MARCUS SMITH, 6-4, 242, Sr., 2L, SAN ANTONIO, TX
	14	CHRIS LOVING, 6-4, 258, Sr., 1L, KLEIN, TX
RB	22	ANTOINETTE JIMMERSON, 5-9, 220, Sr., 3L, DALLAS, TX
	29	WILLY IVERY, 5-8, 185, SQ, SULPHUR SPRINGS, TX -OR- 26 JEFFREY WILSON, 6-0, 195, 1L, ELKHART, TX
QB	5	ANDREW McNULTY, 6-1, 211, Sr, 2L, IOWA CITY, IA
	8	JOSH GREER, 6-4, 215, Jr., 1L, ARLINGTON, TX

DEFENSE

DT	91	AUSTIN ORR, 6-4, 264, Sr., 2L, SEABROOK, TX
	49	RODERICK YOUNG, 6-1, 287, Fr., HS, SPRING, TX
DT	48	SIR CALVIN WALLACE, 6-2, 308, Jr., 1L, TYLER, TX
	15	T.J. TAUAAALO, 6-2, 287, Fr., RS, KELLER, TX
DE	30	JARRIAN ROBERTS, 6-2, 252, Jr., 1L, CLARKSVILLE, TX
	42	CHAD POLK, 6-0, 231, Sr., 3L, DALLAS, TX -OR- 7 JAREID COMBS, 6-3, 258, Jr., TR, MINNEAPOLIS, MN
DE	56	MALIK DILONGA, 6-4, 264, Jr., 1L, CEDAR HILL, TX
	90	TILLMAN JOHNSON, 6-1, 248, So., 1L, ROUND ROCK, TX -OR- 99 ANDY FLUSCHE, 6-3, 259, So., 1L, MUENSTER, TX
MLB	27	BLAKE BEAN, 6-1, 223, Sr., TR, EL DORADO, KS
	43	ANTHONY WALLACE, 6-0, 227, Sr. 1L, DALLAS, TX
OLB	32	FRED SCOTT, 5-11, 233, Jr., 1L, KENNEDALE, TX -OR-
	17	CORTNEY FINNEY, 5-11, 220, Jr., TR, BAY CITY, TX
OLB	37	BRANDON GARNER, 5-11, 225, Fr., RS, MANSFIELD, TX -OR-
	3	CALVIN MINOR, 6-3, 213, So., 1L, LEWISVILLE, TX
CB	24	ZAC WHITFIELD, 5-9, 190, Sr., 3L, SHERMAN, TX
	41	ASHTON PRESTON, 5-10, 183, Fr., HS, EDMOND, OK
CB	16	CHAD DAVIS, 5-10, 181, Jr., 2L, RICHMOND, TX
	8	JAMAL MARSHALL, 6-2, 203, Sr., 3L, MISSOURI CITY, TX
FS	34	KISHAWN McCLAIN, 5-11, 201, So., 1L, ROSENBERG, TX
	5	MATTHEW DASH, 6-0, 188, Sr., SQ, WILLINGBORO, NJ
SS	21	JAMES GRAY, 6-0, 190, Jr., TR, ATLANTA, GA
	19	JOHN SCHILLECI, 6-1, 201, Jr., 2L, DENTON, TX

SPECIAL TEAMS

PK	30	TREVOR MOORE, 5-11, 194, So., 1L, EDMOND, OK
	84	ERIC KEENA, 6-2, 175, Jr., 1L, KELLER, TX
P	84	ERIC KEENA, 6-2, 175, Jr., 1L, KELLER, TX
	40	BLAKE MACEK, 5-11, 190, Jr., 2L, SULPHUR SPRINGS, TX
KR	4	DARVIN KIDSY, 6-0, 183, Jr., 2L, MISSOURI CITY, TX
	21	JAMES GRAY, 6-0, 190, Jr., TR, ATLANTA, GA
PR	4	DARVIN KIDSY, 6-0, 183, Jr., 2L, MISSOURI CITY, TX
	58	TONY JOHNSON, 6-1, 216, Jr., 1L, FORT WORTH, TX
PH	40	BLAKE MACEK, 5-11, 190, Jr., 2L, SULPHUR SPRINGS, TX
KO	84	ERIC KEENA, 6-2, 175, Jr., 1L, KELLER, TX

Pronunciation Guide

Michael Banogu	Ban-nuh-goo
Jareid Combs.....	Jared
Malik Dilonga.....	Ma-Leek Dill-Long-UH
B.J. Ebozue	E-Bose-E
Andy Flusche.....	Flu-Shee
Tee Goree	T- Gore-E
Mustafa Haboul.....	HA-Boul
Eric Keena.....	Kean-NAH
Blake Macek.....	MA-Sick
Jakii Moore	Juh-Key
John Schilleci.....	Sha-Lay-See
T.J. Tauaalo.....	Towah-Low-
Elex Woodworth	EL-X Woodworth

NORTH TEXAS FOOTBALL

MEAN GREEN CAREER STARTS

<u>WR</u>	
Smiley	5
Thompson	1

<u>RB</u>	
Jimmerson	4
Wilson	1
Tucker	1

<u>WR</u>	
Harris	26

<u>FB</u>	
Lynn	2

<u>QB</u>	
McNulty	10
Greer	3

<u>WR</u>	
Kidsy	6
Goree	2

<u>TE</u>	
M. Smith	12

<u>RT</u>	
Miles	2

<u>RG</u>	
Thompson	2

<u>C</u>	
Kirby	27

<u>LG</u>	
Rice	8*
*- six starts at SMU in '13	

<u>LT</u>	
Banogu	3
Murray	1

<u>DE</u>	
Roberts	7

<u>DT</u>	
Wallace	11

<u>DT</u>	
Orr	6

<u>DE</u>	
Polk	13
Dilonga	5

<u>LOLB</u>	
Ellis	6
Marshall	4
Minor	3
Garner	2

<u>MLB</u>	
Scott	12
Bean	2

<u>ROLB</u>	
Scott	2
Finney	0

<u>CB</u>	
Buyers	23
Whitfield	16

<u>CB</u>	
Davis	2

<u>SS</u>	
McClain	5

<u>FS</u>	
Gray	2

NORTH TEXAS FOOTBALL

ROSTER - NUMERICAL

No.	Name	Pos.	Ht.	Wt.	Cl.	Exp	Hometown (Last School)
1	Smiley, Turner	WR	6-0	189	So.	1L	Frisco, Texas (Wakeland HS)
2	Rutherford, O'Keeron	WR	6-5	190	Fr.	RS	Carthage, Texas (Carthage HS)
3	Goree, Tee	WR	6-3	173	Fr.	RS	Carthage, Texas (Carthage HS)
3	Minor, Calvin	LB	6-3	213	So.	1L	Lewisville, Texas (Lewisville HS)
4	Kidsy, Darvin	WR	6-0	183	Jr.	2L	Missouri City, Texas (Elkins HS)
5	Dash, Matthew	DB	6-0	188	Sr.	SQ	Willingboro, New Jersey (LA Pierce JC)
5	McNulty, Andrew	QB	6-1	211	Sr.	2L	Iowa City, Iowa (Iowa City HS)
6	Ellis, Sed	LB	6-3	201	Jr.	2L	Paris, Texas (Paris HS)
7	Combs, Jared	DE	6-3	258	Jr.	TR	Minneapolis, Minnesota (Iowa Central CC)
7	Means, Connor	QB	6-4	215	Fr.	RS	Deer Park, Texas (Deer Park HS)
8	Greer, Josh	QB	6-5	212	Jr.	1L	Arlington, Texas (Navarro JC)
8	Marshall, Jamal	DB	6-3	203	Sr.	3L	Missouri City, Texas (Fort Bend Elkins HS)
9	Harris, Carlos	WR	5-8	185	Sr.	3L	Frisco, Texas (Frisco HS)
10	Jackson, Rashad	DB	5-10	171	Jr.	TR	Missouri City, Texas (New Mexico)
10	Moore, Jakii	DB	6-1	203	Jr.	TR	Tulsa, Oklahoma (UAB)
10	Smith, DaMarcus	QB	6-1	216	Jr.	TR	Louisville, Kentucky (Butler CC)
11	Jackson, Vershad	DB	5-10	170	Jr.	TR	Missouri City, Texas (New Mexico)
11	Thompson, Thaddeous	WR	6-2	202	Jr.	TR	Cibola, Texas (Scottsdale CC)
11	Wells, Sam	DB	6-0	193	Fr.	RS	Commerce, Texas (Commerce HS)
13	Cousins, Josh	QB	6-1	207	So.	TR	Argyle, Texas (Northeastern Oklahoma State)
13	Johnson, Tre	RB	5-6	153	Jr.	TR	San Antonio, Texas (Cisco JC)
13	Rhone, Kerrick	DB	5-10	180	Sr.	TR	Pflugerville, Texas (Kent State)
14	Loving, Chris	TE	6-4	258	Sr.	1L	Klein, Texas (Blinn CC)
15	Chumley, Caleb	QB	6-5	240	Fr.	HS	Longview, Texas (Pine Tree HS)
15	Tauaalo, T.J.	DT	6-2	287	Fr.	RS	Keller, Texas (Central HS)
16	Davis, Chad	DB	5-10	181	Jr.	2L	Richmond, Texas (Bush HS)
16	Grimm, Nate	WR	6-4	207	Fr.	RS	Cedar Park, Texas (New Mexico St.)
17	Finney Cortney	LB	5-11	220	Jr.	TR	Bay City, Texas (Trinity Valley CC)
18	Smith, Marcus	TE	6-4	242	Sr.	2L	San Antonio, Texas (Warren HS)
19	Schilleci, John	DB	6-0	201	Jr.	2L	Denton, Texas (Guyer HS)
19	Shanbour, Quinn	QB	6-0	191	So.	SQ	Oklahoma City, Oklahoma (Heritage Hall HS)
20	Fernandes, Cedric	DB	5-10	176	Fr.	RS	Arlington, Texas (Martin HS)
20	Rollins, Rex	RB	6-1	206	Jr.	1L	Tyler, Texas (Chapel Hill HS)
21	Gray, James	DB	6-0	190	Jr.	TR	Atlanta, Georgia (Fort Scott CC)
22	Jimmerson, Antoine	RB	5-9	220	Sr.	3L	Dallas, Texas (DeSoto HS)
23	McClain, Kishawn	DB	5-11	201	So.	1L	Rosenberg, Texas (Terry HS)
24	Whitfield, Zac	DB	5-9	190	Sr.	3L	Sherman, Texas (Sherman HS)
25	Tucker, Andrew	RB	6-0	203	So.	1L	Tyler, Texas (Chapel Hill HS)
26	Wilson, Jeffrey	RB	6-0	195	So.	1L	Elkhart, Texas (Elkhart HS)
27	Bean, Blake	LB	6-1	223	Sr.	TR	El Dorado, Kansas (Buffalo)
27	Prater, Derris	WR	6-1	175	Fr.	HS	Copperas Cove, Texas (Copperas Cove HS)
29	Ivery, Willy	RB	5-9	185	So.	SQ	Sulphur Springs, Texas (Sulphur Springs HS)
29	Strauss, Garrett	DB	6-0	195	Fr.	HS	San Antonio, Texas (Reagan HS)
30	Moore, Trevor	K	5-11	194	So.	1L	Edmond, Oklahoma (Edmond North HS)
30	Roberts, Jarrian	DE	6-2	252	Jr.	1L	Clarksville, Texas (Clarksville HS)
31	Buyers, Kenny	DB	5-11	185	Sr.	2L	Hurst, Texas (L.D. Bell HS)
31	Shields, Tim	WR	5-7	174	Jr.	TR	Dallas, Texas (Tyler JC)
32	Ezzard, A.J.	RB	5-10	207	Fr.	RS	Southlake, Texas (Carroll HS)
32	Scott, Fred	LB	5-11	233	Jr.	1L	Kennedale, Texas (Kennedale HS)
34	Brooks, Nate	DB	6-0	170	Fr.	HS	Whitehouse, Texas (Whitehouse HS)
34	Porter, Marcell	RB	5-7	177	So.	TR	Abilene, Texas (West Texas A&M)
36	Maki, Cannon	FB	6-0	230	Fr.	RS	Fort Worth, Texas (All Saints HS)
36	Montgomery, Jalen	LB	5-11	217	So.	SQ	Mesquite, Texas (Mesquite HS)
37	Davis, Connor	WR	5-10	193	Jr.	TR	Grapevine, Texas (Texas Lutheran)
37	Garner, Brandon	LB	5-11	225	Fr.	RS	Mansfield, Texas (Timberview HS)
38	Jones, Andrew	DB	6-1	173	Fr.	RS	Mesquite, Texas (North Mesquite HS)
39	Lynn, Jarrod	TE	6-0	244	Sr.	1L	Grapevine, Texas (Grapevine HS)
39	Robinson, Taylor	DB	5-11	191	Fr.	HS	Keller, Texas (Central HS)
40	Macek, Blake	P	5-11	190	Jr.	2L	Sulphur Springs, Texas (Sulphur Springs HS)
41	Preston, Ashton	DB	5-10	183	Fr.	HS	Edmond, Oklahoma (Santa Fe HS)
42	Polk, Chad	DE	6-0	231	Sr.	3L	Dallas, Texas (Woodrow Wilson HS)
43	Wallace, Anthony	LB	6-0	227	Sr.	1L	Dallas, Texas (Oregon)
44	Moore, Sid	DL	6-1	261	So.	1L	Van, Texas (Van HS)
44	Nelson, Taylor	RB	5-11	195	So.	TR	Carrollton, Texas (Prince of Peace HS)
46	Smith, A.J.	LB	6-2	225	Sr.	SQ	Miami, Oklahoma (NE Oklahoma A&M)
48	Wallace, Sir Calvin	DT	6-2	308	Jr.	1L	Tyler, Texas (Chapel Hill HS)
49	Young, Roderick	DT	6-1	287	Fr.	HS	Spring, Texas (Dekaney HS)
50	Kirby, Kaydon	OL	6-3	320	Jr.	2L	Flower Mound, Texas (Flower Mound HS)
50	Smith, Dakota	DE	6-4	234	Jr.	TR	Plano, Texas (Trinity Valley CC)
51	Davis, Jake	DS	6-0	210	Fr.	RS	Katy, Texas (Seven Lakes HS)
51	McNair, Darrien	LB	6-3	211	Fr.	HS	Ocala, Florida (Trinity Catholic HS)
52	Schwartz, Braelon	LB	6-0	226	So.	RS	Arlington, Texas (Stephen F. Austin)
53	LeMasters, William	LB	6-2	213	Fr.	HS	Dallas, Texas (Parish Episcopal HS)
54	Barr, Creighton	OL	6-3	302	Fr.	HS	Flower Mound, Texas (Marcus HS)
56	Dilonga, Malik	DE	6-4	264	Jr.	1L	Cedar Hill, Texas (Trinity Christian School)
57	Garror, Joustin	LB	5-11	223	Jr.	TR	Mobile, Alabama (Baker HS)
57	Santos, Bernie	OL	6-3	320	Fr.	HS	Denton, Texas (Guyer HS)
58	Johnson, Tony	DS	6-1	216	Jr.	1L	Fort Worth, Texas (South Grand Prairie HS)
60	Fortenberry, Avery	OL	6-5	297	Fr.	RS	Era, Texas (Era HS)
61	Kyle, Darin	DS	6-2	230	So.	HS	Spring, Texas (Klein Collins HS)
62	Weideman, Nick	LB	6-3	200	Fr.	HS	McKinney, Texas (McKinney Christian School)
64	Rice, Sam	OL	6-4	297	Jr.	TR	Coppell, Texas (SMU)
65	Thompson, Micah	OL	6-4	300	Sr.	2L	Jones, Oklahoma (Jones HS)
66	Banogu, Michael	OL	6-5	299	Sr.	SQ	McKinney, Texas (Prosper HS)
67	Miles, Chris	OL	6-4	299	Fr.	RS	Flower Mound, Texas (Flower Mound HS)
68	Munden, Chett	OL	6-5	305	Fr.	HS	Marshall, Texas (Marshall HS)
69	Mealey, Kyle	OL	6-2	302	Fr.	HS	Austin, Texas (Bowie HS)
70	Keenan, Trey	OL	6-5	272	Jr.	TR	Argyle, Texas (Texas Tech)
71	Murray, Jordan	OL	6-9	360	Fr.	HS	Coppell, Texas (Coppell HS)
72	Rentfro, Ryan	OL	6-4	314	Jr.	1L	Flower Mound, Texas (Marcus HS)
73	Gunter, Garrett	OL	6-4	293	Jr.	TR	Spring Branch, Texas (Trinity Valley CC)
74	Siegert, Jordan	OL	6-5	313	Fr.	HS	Cedar Park, Texas (Cedar Park HS)
76	Sorge, Harrison	OL	6-5	311	So.	SQ	Wichita Falls, Texas (Rider HS)
77	Woodworth, Elex	OL	6-4	284	Fr.	HS	Mesquite, Texas (Horn HS)
78	Trussell, Connor	OL	6-5	303	Jr.	SQ	Arlington, Texas (Martin HS)
79	Walker, Dominick	OL	6-5	294	So.	SQ	Sugar Land, Texas (Austin HS)
80	Bendy, Rodney	WR	6-5	196	Fr.	HS	Tyler, Texas (John Tyler HS)
81	Khan, Daniel	WR	5-11	180	Fr.	RS	Sherman Oaks, California (Notre Dame HS)
82	Bradley II, D'Aundrey	WR	6-2	180	Fr.	HS	Cedar Hill, Texas (Cedar Hill HS)
83	Culberson, Gavin	WR	5-11	188	Fr.	HS	Magnolia, Texas (Magnolia HS)
84	Keena, Eric	P	6-2	175	Jr.	1L	Keller, Texas (Sunrise Mountain HS)
85	Ebozue, B.J.	WR	5-11	197	So.	TR	Grand Prairie, Texas (Evangel University)
86	Dillman, Kevin	TE	6-4	249	Fr.	HS	Denton, Texas (Guyer HS)
87	Smith, Kelvin	TE	6-2	252	Fr.	HS	Spring, Texas (Dekaney HS)
88	Reinhardt, Wylie	TE	6-4	261	So.	SQ	Saginaw, Texas (Saginaw HS)
89	Robinson, Willie	WR	6-0	185	Jr.	TR	Fort Worth, Texas (Tyler JC)
90	Johnson, Tillman	DE	6-1	248	So.	1L	Round Rock, Texas (McNeil HS)
91	Orr, Austin	DT	6-4	264	Sr.	2L	Seabrook, Texas (Clear Lake HS)
92	Enterline, Trey	DS	6-3	225	Jr.	SQ	Arlington, Texas (Martin HS)
92	Flewelles, Christian	FB	6-0	240	Jr.	HS	Duncanville, Texas (Duncanville HS)
93	Combes, Julius	DT	6-1	313	Fr.	HS	Washington, D.C. (DeMatha HS)
94	Haboul, Mustafa	DT	6-0	265	Jr.	SQ	Arlington, Texas (Martin HS)
95	Howard, Eli	DE	6-4	247	Fr.	HS	San Angelo, Texas (Central HS)
97	Harrison, DeMikal	DT	6-3	324	Fr.	HS	Midwest City, Oklahoma (Midwest HS)
98	Wegmann, R.D.	DT	6-3	265	Fr.	HS	Wichita Falls, Texas (Rider HS)
99	Flusche, Andy	DE	6-3	259	So.	1L	Muenster, Texas (Muenster HS)

NORTH TEXAS FOOTBALL

2015 NORTH TEXAS COMBINED TEAM STATISTICS

Date	Opponent	Score	Att.	Record:	Overall	Home	Away	Neutral
Sep 12, 2015	at SMU	L 13-31	25401	All games	0-2	0-1	0-1	0-0
* Sep 19, 2015	RICE	L 24-38	19602	Conference	0-1	0-1	0-0	0-0
				Non-Conference	0-1	0-0	0-1	0-0

Rushing									
	gp	att	gain	loss	net	avg	td	lg	avg/g
JIMMERSON, A.	2	22	138	4	134	6.1	1	27	67.0
TUCKER, Andrew	2	10	50	0	50	5.0	0	18	25.0
IVERY, Willy	1	5	47	0	47	9.4	0	20	47.0
MCNULTY, Andrew	2	10	39	22	17	1.7	0	18	8.5
EZZARD, A.J.	2	6	16	1	15	2.5	1	5	7.5
HARRIS, Carlos	2	1	12	0	12	12.0	0	12	6.0
SMILEY, Turner	1	1	10	0	10	10.0	0	10	10.0
ROLLINS, Rex	1	2	8	0	8	4.0	0	6	8.0
LYNN, Jarrod	2	2	1	1	0	0.0	0	1	0.0
Total	2	60	321	34	287	4.8	2	27	143.5
Opponents	2	104	516	54	462	4.4	4	50	231.0

Passing									
	gp	effc	comp-att-int	pct	yds	td	lg	avg/g	
MCNULTY, Andrew	2	104.06	35-69-3	50.7	431	2	93	215.5	
Total	2	104.06	35-69-3	50.7	431	2	93	215.5	
Opponents	2	171.74	46-63-0	73.0	544	5	54	272.0	

Receiving									
	gp	no.	yds	avg	td	lg	avg/g		
HARRIS, Carlos	2	13	233	17.9	2	93	116.5		
LOVING, Chris	2	7	89	12.7	0	29	44.5		
SMITH, Marcus	2	5	45	9.0	0	11	22.5		
SMILEY, Turner	1	3	42	14.0	0	19	42.0		
THOMPSON, T.	2	3	16	5.3	0	8	8.0		
KIDSY, Darvin	2	1	12	12.0	0	12	6.0		
ROLLINS, Rex	1	1	3	3.0	0	3	3.0		
JIMMERSON, A.	2	1	2	2.0	0	2	1.0		
GOREE, Tee	2	1	-11	-11.0	0	0	-5.5		
Total	2	35	431	12.3	2	93	215.5		
Opponents	2	46	544	11.8	5	54	272.0		

Field Goals									
	fg	pct.	01-19	20-29	30-39	40-49	50-99	lg	blk
MOORE, Trevor	3-5	60.0	0-0	3-3	0-0	0-1	0-1	25	0

Scoring									
	td	fg	PAT			dxp	saf	pts	
			kick	rush	rcv	pass			
MOORE, Trevor	-	3-5	4-4	-	-	-	-	13	
HARRIS, Carlos	2	-	-	-	-	-	-	12	
JIMMERSON, A.	1	-	-	-	-	-	-	6	
EZZARD, A.J.	1	-	-	-	-	-	-	6	
Total	4	3-5	4-4	-	-	-	-	37	
Opponents	9	2-3	9-9	-	-	-	-	69	

Score by Quarters						
	1st	2nd	3rd	4th	OT	Total
North Texas	6	10	14	7	0	37
Opponents	7	17	24	21	0	69

Interceptions									
	no.	yds	avg	td	lg				
KEENA, Eric	5	218	43.6	55	0				
MACEK, Blake	2	58	29.0	40	1				

Punting									
	no.	yds	avg	lg	tb	fc	i20	50+	blk
KEENA, Eric	5	218	43.6	55	0	1	2	2	0
MACEK, Blake	2	58	29.0	40	1	0	0	0	0

Punt Returns					
	no.	yds	avg	td	lg
KIDSY, Darvin	3	16	5.3	0	13
Total	3	16	5.3	0	13
Opponents	2	24	12.0	0	13

Kick Returns					
	no.	yds	avg	td	lg
KIDSY, Darvin	3	79	26.3	0	27
BRADLEY, D.	2	54	27.0	0	33
SMILEY, Turner	1	15	15.0	0	15
Total	6	148	24.7	0	33
Opponents	3	63	21.0	0	29

All Purpose									
	g	rush	rcv	pr	kr	ir	total	avg/g	
HARRIS, Carlos	2	12	233	0	0	0	245	122.5	
JIMMERSON, A.	2	134	2	0	0	0	136	68.0	
KIDSY, Darvin	2	0	12	16	79	0	107	53.5	
LOVING, Chris	2	0	89	0	0	0	89	44.5	
SMILEY, Turner	1	10	42	0	15	0	67	67.0	
Total	2	287	431	16	148	0	882	441.0	
Opponents	2	462	544	24	63	0	1093	546.5	

Total Offense							
	g	plays	rush	pass	total	avg/g	
MCNULTY, Andrew	2	79	17	431	448	224.0	
JIMMERSON, A.	2	22	134	0	134	67.0	
TUCKER, Andrew	2	10	50	0	50	25.0	
IVERY, Willy	1	5	47	0	47	47.0	
EZZARD, A.J.	2	6	15	0	15	7.5	
Total	2	129	287	431	718	359.0	
Opponents	2	167	462	544	1006	503.0	

Tackles									
#	Defensive Leaders	gp	ua	a	tot	tfl/yds	Sacks	Pass defense	Fumbles
							no-yds	int-yds	brup
23	MCCLAIN, K.	2	21	4	25
27	BEAN, Blake	2	15	7	22
21	GRAY, James	2	14	4	18	.	.	1	.
32	SCOTT, Fred	2	8	6	14	2.0-5	1.0-4	.	.
24	WHITFIELD, Zac	2	7	3	10	.	.	1	.
Total		2	112	50	162	12-61	6-23	3	2
Opponents		2	73	22	95	8-26	4-21	3-0	7

NORTH TEXAS FOOTBALL

2015 NORTH TEXAS OVERALL TEAM STATISTICS

Team Statistics	NT	OPP
SCORING	37	69
Points Per Game	18.5	34.5
Points Off Turnovers	3	24
FIRST DOWNS	37	55
Rushing	13	26
Passing	20	24
Penalty	4	5
RUSHING YARDAGE	287	462
Yards gained rushing	321	516
Yards lost rushing	34	54
Rushing Attempts	60	104
Average Per Rush	4.8	4.4
Average Per Game	143.5	231.0
TDs Rushing	2	4
PASSING YARDAGE	431	544
Comp-Att-Int	35-69-3	46-63-0
Average Per Pass	6.2	8.6
Average Per Catch	12.3	11.8
Average Per Game	215.5	272.0
TDs Passing	2	5
TOTAL OFFENSE	718	1006
Total Plays	129	167
Average Per Play	5.6	6.0
Average Per Game	359.0	503.0
KICK RETURNS: #-Yards	6-148	3-63
PUNT RETURNS: #-Yards	3-16	2-24
INT RETURNS: #-Yards	0-0	3-0
KICK RETURN AVERAGE	24.7	21.0
PUNT RETURN AVERAGE	5.3	12.0
INT RETURN AVERAGE	0.0	0.0
FUMBLES-LOST	7-4	4-3
PENALTIES-Yards	11-118	13-110
Average Per Game	59.0	55.0
PUNTS-Yards	7-276	5-201
Average Per Punt	39.4	40.2
Net punt average	33.1	37.0
KICKOFFS-Yards	9-583	12-779
Average Per Kick	64.8	64.9
Net kick average	41.1	40.1
TIME OF POSSESSION/Game	21:10	38:50
3RD-DOWN Conversions	14/29	21/34
3rd-Down Pct	48%	62%
4TH-DOWN Conversions	1/2	1/4
4th-Down Pct	50%	25%
SACKS BY-Yards	6-23	4-21
MISC YARDS	0	0
TOUCHDOWNS SCORED	4	9
FIELD GOALS-ATTEMPTS	3-5	2-3
ON-SIDE KICKS	0-0	0-0
RED-ZONE SCORES	(4-4) 100%	(8-12) 67%
RED-ZONE TOUCHDOWNS	(1-4) 25%	(6-12) 50%
PAT-ATTEMPTS	(4-4) 100%	(9-9) 100%
ATTENDANCE	19602	25401
Games/Avg Per Game	1/19602	1/25401
Neutral Site Games		0/0

Score by Quarters	1st	2nd	3rd	4th	OT	Total
North Texas	6	10	14	7	0	37
Opponents	7	17	24	21	0	69

NORTH TEXAS FOOTBALL

2015 NORTH TEXAS GAME-BY-GAME STATISTICS

Date	Opponent	Rushing				Receiving				Passing				Kick Returns				Punt Returns				tot off		
		no.	yds	td	lg	no.	yds	td	lg	cmp	att	int	yds	td	lg	no.	yds	td	lg	no.	yds		td	lg
Sep 12	at SMU	33	112	1	25	16	128	0	19	16	34	2	128	0	19	2	36	0	21	2	18	0	13	240
Sep 19	RICE	27	175	1	27	19	303	2	93	19	35	1	303	2	93	4	112	0	33	1	-2	0	0	478
North Texas		60	287	2	27	35	431	2	93	35	69	3	431	2	93	6	148	0	33	3	16	0	13	718
		104	462	4	50	46	544	5	54	46	63	0	544	5	54	3	63	0	29	2	24	0	13	1006

Games: 2 • Avg/rush: 4.8 • Avg/catch: 12.3 • Pass effic: 104.06 • KR avg: 24.7 • PR avg: 5.3 • All purpose avg/game: 441.0 • Total offense avg/gm: 359.0

Date	Opponent	Tackles				Sacks no-yds	Fumble		Pass Defense			blkd kick	PAT Attempts			off			
		ua	a	total	tfl-yds		ff	fr-yds	int-yds	qbh	brup		kick	rush	rcv	saf	t/o	pts	
Sep 12	at SMU	59	10	69	5.0-33	2.0-7	2	3-0	0-0	2	3	0	1-1	0	0	0	0	3	13
Sep 19	RICE	53	40	93	7.0-28	4.0-16	0	0-0	0-0	0	0	0	3-3	0	0	0	0	0	24
North Texas		112	50	162	12.0-61	6.0-23	2	3-0	0-0	2	3	0	4-4	0	0	0	0	3	37
		73	22	95	8.0-26	4.0-21	5	4-0	3-0	1	7	0	9-9	0	0	0	0	24	69

Date	Opponent	Punting							Field Goals			Kickoffs						
		no.	yds	avg	long	blkd	tb	fc	50+	i20	md-att	long	blkd	no.	yds	avg	tb	ob
Sep 12	at SMU	5	207	41.4	55	0	1	1	1	1	2-3	25	0	4	264	66.0	2	0
Sep 19	RICE	2	69	34.5	51	0	0	0	1	1	1-2	23	0	5	319	63.8	4	0
North Texas		7	276	39.4	55	0	1	1	2	2	3-5	25	0	9	583	64.8	6	0
		5	201	40.2	45	0	0	1	0	0	2-3	27	0	12	779	64.9	6	0

NORTH TEXAS FOOTBALL

2015 NORTH TEXAS INDIVIDUAL STATISTICS

Rushing	gp	att	gain	loss	net	avg	td	lg	avg/g
JIMMERSON, A.	2	22	138	4	134	6.1	1	27	67.0
TUCKER, Andrew	2	10	50	0	50	5.0	0	18	25.0
IVERY, Willy	1	5	47	0	47	9.4	0	20	47.0
MCNULTY, Andrew	2	10	39	22	17	1.7	0	18	8.5
EZZARD, A.J.	2	6	16	1	15	2.5	1	5	7.5
HARRIS, Carlos	2	1	12	0	12	12.0	0	12	6.0
SMILEY, Turner	1	1	10	0	10	10.0	0	10	10.0
ROLLINS, Rex	1	2	8	0	8	4.0	0	6	8.0
LYNN, Jarrod	2	2	1	1	0	0.0	0	1	0.0
TEAM	1	1	0	6	-6	-6.0	0	0	-6.0
Total	2	60	321	34	287	4.8	2	27	143.5
Opponents	2	104	516	54	462	4.4	4	50	231.0

Passing	gp	effic	comp-att-int	pct	yds	td	lg	avg/g
MCNULTY, Andrew	2	104.06	35-69-3	50.7	431	2	93	215.5
Total	2	104.06	35-69-3	50.7	431	2	93	215.5
Opponents	2	171.74	46-63-0	73.0	544	5	54	272.0

Receiving	gp	no.	yds	avg	td	lg	avg/g
HARRIS, Carlos	2	13	233	17.9	2	93	116.5
LOVING, Chris	2	7	89	12.7	0	29	44.5
SMITH, Marcus	2	5	45	9.0	0	11	22.5
SMILEY, Turner	1	3	42	14.0	0	19	42.0
THOMPSON, T.	2	3	16	5.3	0	8	8.0
KIDSY, Darvin	2	1	12	12.0	0	12	6.0
ROLLINS, Rex	1	1	3	3.0	0	3	3.0
JIMMERSON, A.	2	1	2	2.0	0	2	1.0
GOREE, Tee	2	1	-11	-11.0	0	0	-5.5
Total	2	35	431	12.3	2	93	215.5
Opponents	2	46	544	11.8	5	54	272.0

Punt Returns	no.	yds	avg	td	lg
KIDSY, Darvin	3	16	5.3	0	13
Total	3	16	5.3	0	13
Opponents	2	24	12.0	0	13

Interceptions	no.	yds	avg	td	lg
Total	0	0	0.0	0	0
Opponents	3	0	0.0	0	0

Kick Returns	no.	yds	avg	td	lg
KIDSY, Darvin	3	79	26.3	0	27
BRADLEY, D.	2	54	27.0	0	33
SMILEY, Turner	1	15	15.0	0	15
Total	6	148	24.7	0	33
Opponents	3	63	21.0	0	29

Fumble Returns	no.	yds	avg	td	lg
Total	0	0	0.0	0	0
Opponents	0	0	0.0	0	0

NORTH TEXAS FOOTBALL

2015 NORTH TEXAS INDIVIDUAL STATISTICS

Scoring		td	fg	PAT				kick	rush	rcv	pass	dxp	saf	pts	Total Offense						
															q	plays	rush	pass	total	avg/q	
MOORE, Trevor		-	3-5	4-4	-	-	-	-	-	-	-	-	-	13	MCNULTY, Andrew	2	79	17	431	448	224.0
HARRIS, Carlos		2	-	-	-	-	-	-	-	-	-	-	-	12	JIMMERSON, A.	2	22	134	0	134	67.0
JIMMERSON, A.		1	-	-	-	-	-	-	-	-	-	-	-	6	TUCKER, Andrew	2	10	50	0	50	25.0
EZZARD, A.J.		1	-	-	-	-	-	-	-	-	-	-	-	6	IVERY, Willy	1	5	47	0	47	47.0
Total		4	3-5	4-4	-	-	-	-	-	-	-	-	-	37	EZZARD, A.J.	2	6	15	0	15	7.5
Opponents		9	2-3	9-9	-	-	-	-	-	-	-	-	-	69	HARRIS, Carlos	2	1	12	0	12	6.0
															SMILEY, Turner	1	1	10	0	10	10.0
															ROLLINS, Rex	1	2	8	0	8	8.0
															TEAM	1	1	-6	0	-6	-6.0
															Total	2	129	287	431	718	359.0
															Opponents	2	167	462	544	1006	503.0
Field Goals		fg	pct.	01-19	20-29	30-39	40-49	50-99	lg	blk	Punting										
											no.	yds	avg	lg	tb	fc	i20	50+	blk		
MOORE, Trevor		3-5	60.0	0-0	3-3	0-0	0-1	0-1	25	0	KEENA, Eric	5	218	43.6	55	0	1	2	2	0	
											MACEK, Blake	2	58	29.0	40	1	0	0	0	0	
FG Sequence		North Texas				Opponents					Total										
SMU		(25),(25),48				(27)					Opponents										
RICE		(23),53				29,(20)															
Numbers in (parentheses) indicate field goal was made.																					
											no.	yds	avg	tb	ob	retn	net	ydln	Kickoffs		
											KEENA, Eric	9	583	64.8	6	0					
											Total	9	583	64.8	6	0	21.0	41.1	23		
											Opponents	12	779	64.9	6	0	24.7	40.1	24		

All Purpose	q	rush	rcv	pr	kr	ir	total	avg/q
HARRIS, Carlos	2	12	233	0	0	0	245	122.5
JIMMERSON, A.	2	134	2	0	0	0	136	68.0
KIDSY, Darwin	2	0	12	16	79	0	107	53.5
LOVING, Chris	2	0	89	0	0	0	89	44.5
SMILEY, Turner	1	10	42	0	15	0	67	67.0
BRADLEY, D.	2	0	0	0	54	0	54	27.0
TUCKER, Andre	2	50	0	0	0	0	50	25.0
IVERY, Willy	1	47	0	0	0	0	47	47.0
SMITH, Marcus	2	0	45	0	0	0	45	22.5
MCNULTY, Andr	2	17	0	0	0	0	17	8.5
THOMPSON, T.	2	0	16	0	0	0	16	8.0
EZZARD, A.J.	2	15	0	0	0	0	15	7.5
ROLLINS, Rex	1	8	3	0	0	0	11	11.0
TEAM	1	-6	0	0	0	0	-6	-6.0
GOREE, Tee	2	0	-11	0	0	0	-11	-5.5
Total	2	287	431	16	148	0	882	441.0
Opponents	2	462	544	24	63	0	1093	546.5

NORTH TEXAS FOOTBALL

2015 NORTH TEXAS DEFENSIVE STATISTICS

#	Defensive Leaders	gp	Tackles				tfl/yds	Sacks no-yds	Pass defense			Fumbles		blkd	
			ua	a	tot				int-yds	brup	qbh	rcv-yds	ff	kick	saf
23	MCCLAIN, K.	2	21	4	25	1	.	.	
27	BEAN, Blake	2	15	7	22	1	.	.	
21	GRAY, James	2	14	4	18	.	.	1	
32	SCOTT, Fred	2	8	6	14	2.0-5	1.0-4	.	.	.	1-0	.	.	.	
24	WHITFIELD, Zac	2	7	3	10	.	.	1	
99	FLUSCHE, Andy	2	3	5	8	.	.	1	
3A	ROBERTS, J.	2	5	2	7	4.5-21	3.0-12	.	.	1	
20	FERNANDES, C.	1	5	1	6	1.0-6	
43	WALLACE, A.	2	4	2	6	
16	DAVIS, Chad	2	3	2	5	1.5-3	1.0-1	
37	GARNER, Brandon	2	5	.	5	
49	YOUNG, Roderick	2	4	1	5	1.0-6	1.0-6	
3	MINOR, Calvin	1	2	3	5	
17	FINNEY, Cortney	2	2	2	4	
19	SCHILLECI, John	2	3	.	3	1.0-19	1-0	.	.	.	
15	TAUAALO, T.J.	2	2	1	3	
48	WALLACE, S.	2	1	2	3	
56	DILONGA, Malik	2	2	.	2	
91	ORR, Austin	2	1	1	2	1.0-1	.	.	.	1	1-0	.	.	.	
44	MOORE, Sid	1	1	1	2	
90	JOHNSON, Ti.	2	1	.	1	
3C	GOREE, Tee	2	1	.	1	
5	MCNULTY, Andrew	2	.	1	1	
84	KEENA, Eric	2	1	.	1	
18	SMITH, Marcus	2	1	.	1	
7	COMBS, Jareid	2	1	.	1	
Total		2	113	48	161	12-61	6-23	.	3	2	3-0	2	.	.	
Opponents		2	73	22	95	8-26	4-21	3-0	7	1	4-0	5	.	.	

NORTH TEXAS FOOTBALL

2015 NORTH TEXAS INDIVIDUAL SEASON AND CAREER HIGHS

SEASON

CAREER

Rushing	gp	att	gain	loss	net	avg	td	lg	avg/g	gp	att	gain	loss	net	avg	td	lg	avg/g
JIMMERSON, A.	2	22	138	4	134	6.1	1	27	67.0	36	357	1798	85	1713	4.8	18	45	47.6
TUCKER, Andrew	2	10	50	0	50	5.0	0	18	25.0	13	18	94	0	94	5.2	0	20	7.2
IVERY, Willy	1	5	47	0	47	9.4	0	20	47.0	7	12	52	10	42	3.5	0	20	6.0
MCNULTY, Andrew	2	10	39	22	17	1.7	0	18	8.5	27	79	317	185	132	1.7	3	65	4.9
EZZARD, A.J.	2	6	16	1	15	2.5	1	5	7.5	2	6	16	1	15	2.5	1	5	7.5
HARRIS, Carlos	2	1	12	0	12	12.0	0	12	6.0	39	15	168	6	162	10.8	1	43	4.2
SMILEY, Turner	1	1	10	0	10	10.0	0	10	10.0	13	3	23	0	23	7.7	0	11	1.8
ROLLINS, Rex	1	2	8	0	8	4.0	0	6	8.0	10	20	114	14	100	5.0	0	30	10.0
LYNN, Jarrod	2	2	1	1	0	0.0	0	1	0.0	14	14	47	1	46	3.3	1	9	3.3
TEAM	1	1	0	6	-6	-6.0	0	0	-6.0									
Total	2	60	321	34	287	4.8	2	27	143.5									
Opponents	2	104	516	54	462	4.4	4	50	231.0									

Passing	gp	effic	comp-att-int	pct	yds	td	lg	avg/g	gp	effic	comp-att-int	pct	yds	td	lg	avg/g
MCNULTY, Andrew	2	104.06	35-69-3	50.7	431	2	93	215.5	27	108.93	178-328-14	54.3	2114	9	93	78.3
Total	2	104.06	35-69-3	50.7	431	2	93	215.5								
Opponents	2	171.74	46-63-0	73.0	544	5	54	272.0								

Receiving	gp	no.	yds	avg	td	lg	avg/g	gp	no.	yds	avg	td	lg	avg/g
HARRIS, Carlos	2	13	233	17.9	2	93	116.5	39	149	1912	12.8	8	93	49.0
LOVING, Chris	2	7	89	12.7	0	29	44.5	7	8	97	12.1	0	29	13.9
SMITH, Marcus	2	5	45	9.0	0	11	22.5	29	27	382	14.1	6	41	13.2
SMILEY, Turner	1	3	42	14.0	0	19	42.0	13	17	237	13.9	1	44	18.2
THOMPSON, T.	2	3	16	5.3	0	8	8.0	2	3	16	5.3	0	8	8.0
KIDSY, Darwin	2	1	12	12.0	0	12	6.0	27	32	311	9.7	0	31	11.5
ROLLINS, Rex	1	1	3	3.0	0	3	3.0	10	2	19	9.5	0	16	1.9
JIMMERSON, A.	2	1	2	2.0	0	2	1.0	36	29	366	12.6	5	78	10.2
GOREE, Tee	2	1	-11	-11.0	0	0	-5.5	2	1	-11	-11.0	0	0	-5.5
Total	2	35	431	12.3	2	93	215.5							
Opponents	2	46	544	11.8	5	54	272.0							

Total Offense	q	plays	rush	pass	total	avg/g	q	plays	rush	pass	total	avg/g
MCNULTY, Andrew	2	79	17	431	448	224.0	27	407	132	2114	2246	83.2
JIMMERSON, A.	2	22	134	0	134	67.0	36	357	1713	0	1713	47.6
TUCKER, Andrew	2	10	50	0	50	25.0	13	18	94	0	94	7.2
IVERY, Willy	1	5	47	0	47	47.0	7	12	42	0	42	6.0
EZZARD, A.J.	2	6	15	0	15	7.5	2	6	15	0	15	7.5
HARRIS, Carlos	2	1	12	0	12	6.0	39	15	162	0	162	4.2
SMILEY, Turner	1	1	10	0	10	10.0	13	3	23	0	23	1.8
ROLLINS, Rex	1	2	8	0	8	8.0	10	20	100	0	100	10.0
TEAM	1	1	-6	0	-6	-6.0						
Total	2	129	287	431	718	359.0						
Opponents	2	167	462	544	1006	503.0						

Scoring	td	fg	PAT				dxp	saf	pts	td	fg	PAT				dxp	saf	pts
			kick	rush	rcv	pass						kick	rush	rcv	pass			
MOORE, Trevor	-	3-5	4-4	-	-	-	-	-	13	-	18-22	41-41	-	-	-	-	-	95
HARRIS, Carlos	2	-	-	-	-	-	-	-	12	9	-	-	-	-	-	-	54	
EZZARD, A.J.	1	-	-	-	-	-	-	-	6	1	-	-	-	-	-	-	6	
JIMMERSON, A.	1	-	-	-	-	-	-	-	6	23	-	-	-	-	-	-	138	
Total	4	3-5	4-4	-	-	-	-	-	37									
Opponents	9	2-3	9-9	-	-	-	-	-	69									

Punt Returns	no.	yds	avg	td	lg	no.	yds	avg	td	lg
KIDSY, Darwin	3	16	5.3	0	13	26	249	9.6	2	75
Total	3	16	5.3	0	13					
Opponents	2	24	12.0	0	13					

NORTH TEXAS FOOTBALL

2015 NORTH TEXAS INDIVIDUAL SEASON AND CAREER HIGHS

SEASON

CAREER

Kick Returns	no.	yds	avg	td	lg	no.	yds	avg	td	lg
KIDSY, Darvin	3	79	26.3	0	27	15	378	25.2	1	100
BRADLEY, D.	2	54	27.0	0	33	2	54	27.0	0	33
SMILEY, Turner	1	15	15.0	0	15	1	15	15.0	0	15
Total	6	148	24.7	0	33					
Opponents	3	63	21.0	0	29					

Interceptions	no.	yds	avg	td	lg	no.	yds	avg	td	lg
Total	0	0	0.0	0	0					
Opponents	3	0	0.0	0	0					

Fumble Returns	no.	yds	avg	td	lg	no.	yds	avg	td	lg
Total	0	0	0.0	0	0					
Opponents	0	0	0.0	0	0					

All Purpose	g	rush	rcv	pr	kr	ir	total	avg/g	g	rush	rcv	pr	kr	ir	total	avg/g
HARRIS, Carlos	2	12	233	0	0	0	245	122.5	39	162	1912	46	486	0	2606	66.8
JIMMERSON, A.	2	134	2	0	0	0	136	68.0	36	1713	366	0	0	0	2079	57.8
KIDSY, Darvin	2	0	12	16	79	0	107	53.5	27	0	311	249	378	0	938	34.7
LOVING, Chris	2	0	89	0	0	0	89	44.5	7	0	97	0	0	0	97	13.9
SMILEY, Turner	1	10	42	0	15	0	67	67.0	13	23	237	0	15	0	275	21.2
BRADLEY, D.	2	0	0	0	54	0	54	27.0	2	0	0	0	54	0	54	27.0
TUCKER, Andre	2	50	0	0	0	0	50	25.0	13	94	0	0	0	0	94	7.2
IVERY, Willy	1	47	0	0	0	0	47	47.0	7	42	14	0	0	0	56	8.0
SMITH, Marcus	2	0	45	0	0	0	45	22.5	29	0	382	0	0	0	382	13.2
MCNULTY, Andr	2	17	0	0	0	0	17	8.5	27	132	0	0	0	0	132	4.9
THOMPSON, T.	2	0	16	0	0	0	16	8.0	2	0	16	0	0	0	16	8.0
EZZARD, A.J.	2	15	0	0	0	0	15	7.5	2	15	0	0	0	0	15	7.5
ROLLINS, Rex	1	8	3	0	0	0	11	11.0	10	100	19	14	0	0	133	13.3
TEAM	1	-6	0	0	0	0	-6	-6.0								
GOREE, Tee	2	0	-11	0	0	0	-11	-5.5	2	0	-11	0	0	0	-11	-5.5
Total	2	287	431	16	148	0	882	441.0								
Opponents	2	462	544	24	63	0	1093	546.5								

Field Goals	att	good	long	blkd	att	good	long	blkd
MOORE, Trevor	5	3	25	0	22	18	47	0
Total	5	3	25	0				
Opponents	3	2	27	0				

Punting	no.	yds	avg	lg	blk	no.	yds	avg	lg	blk
KEENA, Eric	5	218	43.6	55	0	48	2145	44.7	71	0
MACEK, Blake	2	58	29.0	40	0	98	4000	40.8	61	0
Total	7	276	39.4	55	0					
Opponents	5	201	40.2	45	0					

Kickoffs	no.	yds	avg	tb	ob	no.	yds	avg	tb	ob
KEENA, Eric	9	583	64.8	6	0	76	4769	62.8	29	2
Total	9	583	64.8	6	0					
Opponents	12	779	64.9	6	0					

NORTH TEXAS FOOTBALL

2015 NORTH TEXAS INDIVIDUAL SEASON AND CAREER HIGHS

##	Defensive Leaders	SEASON										CAREER										
		gp	ua	a	total	tfl	sack	int	pbu	fr	ff	blk	gp	ua	a	total	tfl	sack	int	pbu	fr	ff
23	MCCLAIN, K.	2	21	4	25	0.0	.	.	.	1	.	14	42	22	64	0.5	.	1	.	.	1	.
27	BEAN, Blake	2	15	7	22	0.0	.	.	.	1	.	2	15	7	22	0.0	1	.
21	GRAY, James	2	14	4	18	0.0	.	.	1	.	.	2	14	4	18	0.0	.	.	1	.	.	.
32	SCOTT, Fred	2	8	6	14	2.0	1.0	.	.	1	.	20	40	39	79	5.5	1.0	.	1	2	.	.
24	WHITFIELD, Zac	2	7	3	10	0.0	.	.	1	.	.	37	73	35	108	1.0	.	7	15	.	1	.
99	FLUSCHE, Andy	2	3	5	8	0.0	.	.	1	.	.	9	7	13	20	2.5	1.5	.	1	.	.	.
3A	ROBERTS, J.	2	4	3	7	4.0	2.5	25	18	19	37	12.0	6.5	.	.	1	.	.
20	FERNANDES, C.	1	5	1	6	1.0	1	5	1	6	1.0
43	WALLACE, A.	2	4	2	6	0.0	11	22	9	31	0.0	.	.	2	.	.	.
16	DAVIS, Chad	2	3	2	5	1.5	1.0	23	10	5	15	1.5	1.0	1	2	.	.	.
3	MINOR, Calvin	1	2	3	5	0.0	12	14	14	28	3.5	1.5
49	YOUNG, Roderick	2	4	1	5	1.0	1.0	2	4	1	5	1.0	1.0
37	GARNER, Brandon	2	5	.	5	0.0	2	5	.	5	0.0
17	FINNEY, Cortney	2	2	2	4	0.0	2	2	2	4	0.0
48	WALLACE, S.	2	1	2	3	0.0	17	12	14	26	3.0	1.0	.	.	3	.	.
15	TAUAALO, T.J.	2	2	1	3	0.0	2	2	1	3	0.0
56	DILONGA, Malik	2	2	1	3	0.5	0.5	14	9	9	18	3.5	2.5	.	1	.	.	.
19	SCHILLECI, John	2	3	.	3	1.0	.	.	.	1	.	22	9	2	11	1.0	.	.	.	1	.	.
44	MOORE, Sid	1	1	1	2	0.0	10	7	6	13	3.5	1.5
91	ORR, Austin	2	1	1	2	1.0	.	.	.	1	.	25	18	10	28	5.0	3.0	.	1	1	2	1
18	SMITH, Marcus	2	1	.	1	0.0	29	3	.	3	0.0
90	JOHNSON, Ti.	2	1	.	1	0.0	10	9	3	12	5.0	5.0
7	COMBS, Jareid	2	1	.	1	0.0	2	1	.	1	0.0
84	KEENA, Eric	2	1	.	1	0.0	14	3	.	3	0.0
3C	GOREE, Tee	2	1	.	1	0.0	2	1	.	1	0.0
5	MCNULTY, Andrew	2	.	1	1	0.0	27	2	1	3	0.0
	Total	2	112	50	162	12	6	.	3	3	2
	Opponents	2	73	22	95	8	4	3	7	4	5

NORTH TEXAS FOOTBALL

2015 SUPERLATIVES

NORTH TEXAS INDIVIDUAL GAME HIGHS

Rushes	13	JIMMERSON, A. vs RICE (Sep 19, 2015)
Yards Rushing	94	JIMMERSON, A. vs RICE (Sep 19, 2015)
TD Rushes	1	JIMMERSON, A. at SMU (Sep 12, 2015)
	1	EZZARD, A.J. vs RICE (Sep 19, 2015)
Long Rush	27	JIMMERSON, A. vs RICE (Sep 19, 2015)
Pass attempts	35	MCNULTY, Andrew vs RICE (Sep 19, 2015)
Pass completions	19	MCNULTY, Andrew vs RICE (Sep 19, 2015)
Yards Passing	303	MCNULTY, Andrew vs RICE (Sep 19, 2015)
TD Passes	2	MCNULTY, Andrew vs RICE (Sep 19, 2015)
Long Pass	93	MCNULTY, Andrew vs RICE (Sep 19, 2015)
Receptions	8	HARRIS, Carlos vs RICE (Sep 19, 2015)
Yards Receiving	193	HARRIS, Carlos vs RICE (Sep 19, 2015)
TD Receptions	2	HARRIS, Carlos vs RICE (Sep 19, 2015)
Long Reception	93	HARRIS, Carlos vs RICE (Sep 19, 2015)
Field Goals	2	MOORE, Trevor at SMU (Sep 12, 2015)
Long Field Goal	25	MOORE, Trevor at SMU (Sep 12, 2015)
Punts	4	KEENA, Eric at SMU (Sep 12, 2015)
Punting Avg	51.0	KEENA, Eric vs RICE (Sep 19, 2015)
Long Punt	55	KEENA, Eric at SMU (Sep 12, 2015)
Punts inside 20	1	KEENA, Eric at SMU (Sep 12, 2015)
	1	KEENA, Eric vs RICE (Sep 19, 2015)
Long Punt Return	13	KIDSY, Darwin at SMU (Sep 12, 2015)
Long Kickoff Return	33	BRADLEY, D. vs RICE (Sep 19, 2015)
Tackles	16	MCCLAIN, K. vs RICE (Sep 19, 2015)
Sacks	2.5	ROBERTS, J. vs RICE (Sep 19, 2015)
Tackles For Loss	4.0	ROBERTS, J. vs RICE (Sep 19, 2015)

OPPONENT INDIVIDUAL GAME HIGHS

Rushes	21	DAVIS, Jowan, vs RICE (Sep 19, 2015)
Yards Rushing	125	DAVIS, Matt, at SMU (Sep 12, 2015)
TD Rushes	2	DAVIS, Matt, at SMU (Sep 12, 2015)
Long Rush	50	DAVIS, Matt, at SMU (Sep 12, 2015)
Pass attempts	39	JACKSON, Driphu, vs RICE (Sep 19, 2015)
Pass completions	29	JACKSON, Driphu, vs RICE (Sep 19, 2015)
Yards Passing	373	JACKSON, Driphu, vs RICE (Sep 19, 2015)
TD Passes	3	JACKSON, Driphu, vs RICE (Sep 19, 2015)
Long Pass	54	JACKSON, Driphu, vs RICE (Sep 19, 2015)
Receptions	8	PARKS, Dennis, vs RICE (Sep 19, 2015)
Yards Receiving	163	PARKS, Dennis, vs RICE (Sep 19, 2015)
TD Receptions	2	PARKS, Dennis, vs RICE (Sep 19, 2015)
Long Reception	54	PARKS, Dennis, vs RICE (Sep 19, 2015)
Field Goals	1	HEDLUND, Chad, at SMU (Sep 12, 2015)
	1	FOX, Jack, vs RICE (Sep 19, 2015)
Long Field Goal	27	HEDLUND, Chad, at SMU (Sep 12, 2015)
Punts	3	FARRIMOND, Jame, vs RICE (Sep 19, 2015)
Punting Avg	40.7	FARRIMOND, Jame, vs RICE (Sep 19, 2015)
Long Punt	45	FARRIMOND, Jame, vs RICE (Sep 19, 2015)
Long Punt Return	13	WEST, Braeden, at SMU (Sep 12, 2015)
Long Kickoff Return	29	TURNER, Luke, vs RICE (Sep 19, 2015)
Tackles	9	IBE, JT, vs RICE (Sep 19, 2015)
Sacks	1.0	McCLENEGHEN, A., at SMU (Sep 12, 2015)
	1.0	LAWLER, Justin, at SMU (Sep 12, 2015)
	1.0	BROWN, Derek, vs RICE (Sep 19, 2015)
	1.0	HANUSA, Parker, vs RICE (Sep 19, 2015)
Tackles For Loss	1.5	HANUSA, Parker, vs RICE (Sep 19, 2015)
Interceptions	1	JOHNSON, David, at SMU (Sep 12, 2015)
	1	RICHARDSON, H., at SMU (Sep 12, 2015)
	1	ESPINOSA, Zach, vs RICE (Sep 19, 2015)

NORTH TEXAS TEAM GAME HIGHS

Rushes	33	at SMU (Sep 12, 2015)
Yards Rushing	175	vs RICE (Sep 19, 2015)
Yards Per Rush	6.5	vs RICE (Sep 19, 2015)
TD Rushes	1	at SMU (Sep 12, 2015)
	1	vs RICE (Sep 19, 2015)
Pass attempts	35	vs RICE (Sep 19, 2015)
Pass completions	19	vs RICE (Sep 19, 2015)
Yards Passing	303	vs RICE (Sep 19, 2015)
Yards Per Pass	8.7	vs RICE (Sep 19, 2015)
TD Passes	2	vs RICE (Sep 19, 2015)
Total Plays	67	at SMU (Sep 12, 2015)
Total Offense	478	vs RICE (Sep 19, 2015)
Yards Per Play	7.7	vs RICE (Sep 19, 2015)
Points	24	vs RICE (Sep 19, 2015)
Sacks By	4	vs RICE (Sep 19, 2015)
First Downs	20	vs RICE (Sep 19, 2015)
Penalties	7	at SMU (Sep 12, 2015)
Penalty Yards	73	at SMU (Sep 12, 2015)
Turnovers	4	at SMU (Sep 12, 2015)
Punts	5	at SMU (Sep 12, 2015)
Punting Avg	41.4	at SMU (Sep 12, 2015)
Long Punt	55	at SMU (Sep 12, 2015)
Punts inside 20	1	at SMU (Sep 12, 2015)
	1	vs RICE (Sep 19, 2015)
Long Punt Return	13	at SMU (Sep 12, 2015)

OPPONENT TEAM GAME HIGHS

Rushes	53	at SMU (Sep 12, 2015)
Yards Rushing	273	at SMU (Sep 12, 2015)
Yards Per Rush	5.2	at SMU (Sep 12, 2015)
TD Rushes	2	at SMU (Sep 12, 2015)
	2	vs RICE (Sep 19, 2015)
Pass attempts	39	vs RICE (Sep 19, 2015)
Pass completions	29	vs RICE (Sep 19, 2015)
Yards Passing	373	vs RICE (Sep 19, 2015)
Yards Per Pass	9.6	vs RICE (Sep 19, 2015)
TD Passes	3	vs RICE (Sep 19, 2015)
Total Plays	90	vs RICE (Sep 19, 2015)
Total Offense	562	vs RICE (Sep 19, 2015)
Yards Per Play	6.2	vs RICE (Sep 19, 2015)
Points	38	vs RICE (Sep 19, 2015)
Sacks By	2	at SMU (Sep 12, 2015)
	2	vs RICE (Sep 19, 2015)
First Downs	28	vs RICE (Sep 19, 2015)
Penalties	7	vs RICE (Sep 19, 2015)
Penalty Yards	60	vs RICE (Sep 19, 2015)
Turnovers	3	at SMU (Sep 12, 2015)
Interceptions By	2	at SMU (Sep 12, 2015)
Punts	3	vs RICE (Sep 19, 2015)
Punting Avg	40.7	vs RICE (Sep 19, 2015)
Long Punt	45	vs RICE (Sep 19, 2015)
Long Punt Return	13	at SMU (Sep 12, 2015)

NORTH TEXAS FOOTBALL

2015 NORTH TEXAS RED-ZONE RESULTS

North Texas Inside Opponent Red-Zone

Date	Opponent	Score	Times In RZ	Times Scored	Total Pts	Rush TDs	Pass TDs	FGs Made	Failed to score inside RZ						
									FGA	Down	Int	Fumb	Half	Game	
Sep 12, 2015	at SMU	L 13-31	2	2	6	0	0	2	0	0	0	0	0	0	0
Sep 19, 2015	RICE	L 24-38	2	2	10	1	1	0	1	0	0	0	0	0	0
Totals			4	4	16	1	1	0	3	0	0	0	0	0	0
4 of 4 (100.0%)															

Opponents Inside North Texas Red-Zone

Date	Opponent	Score	Times In RZ	Times Scored	Total Pts	Rush TDs	Pass TDs	FGs Made	Failed to score inside RZ						
									FGA	Down	Int	Fumb	Half	Game	
Sep 12, 2015	at SMU	L 13-31	5	3	17	2	1	1	1	0	1	0	1	0	0
Sep 19, 2015	RICE	L 24-38	7	5	31	4	2	2	1	1	1	0	0	0	0
Totals			12	8	48	6	3	3	2	1	2	0	1	0	0
8 of 12 (66.7%)															