

NORTH TEXAS FOOTBALL

North Texas Athletic Communications

Football Contact: Steven Bartolotta • e-mail - steven.bartolotta@unt.edu • office - 940-369-8329 • cell 817-300-1931

Football Contact: Eric Capper • e-mail - eric.capper@unt.edu • office - 940-565-2476 • cell 940-367-0727

SCHEDULE/RESULTS

SEPTEMBER

12	AT SMU (ESPN 3)	L, 31-13
19	VS. RICE* (FCS)	1:30 P.M.
26	AT IOWA	TBA

OCTOBER

3	AT SOUTHERN MISS* (FCS)	6 P.M.
10	VS. PORTLAND STATE	4 P.M.
15	VS. WKU* (CBS)	6:30 P.M.
24	AT MARSHALL* (FCS)	2:30 P.M.
31	VS. UTSA* (ASN)	6 P.M.

NOVEMBER

7	AT LOUISIANA TECH* (FCS)	2:30 P.M.
14	AT TENNESSEE	TBA
21	AT MTSU* (ASN)	11 A.M.
28	VS. UTEP* (FSN)	TBA

*CONFERENCE USA GAME

ALL TIMES CENTRAL

FSN - FOX SPORTS

FCS - FOX COLLEGE SPORTS

CBS - CBS COLLEGE SPORTS

ASN - AMERICAN SPORTS NETWORK

NORTH TEXAS COACHING STAFF

Head Coach:	Dan McCarney
Associate HC/OC	Mike Canales*
Defensive Coordinator/LB's	Chris Cosh
Wide Receivers	Mike Grant
RB's/Special Teams	Tommy Perry
Tight Ends	Nick Quartaro*
Offensive Line	Mike Simmonds
Defensive Line	Kevin Patrick
Safeties	Perry Carter*
Cornerbacks	LaMarcus Hicks

*- In the press box on game day

RADIO: MEAN GREEN RADIO NETWORK

Dave Barnett, play-by-play

Hank Dickenson, analyst

KNTU 88.1 FM (Denton)

KHYI 95.3 FM (Dallas/Fort Worth)

KGAF 1580 AM (Gainesville)

TELEVISION: FOX COLLEGE SPORTS

Mike Morgan, play-by-play

J.C. Pearson, analyst

Steffi Sorenson, sidelines



Follow us on Twitter
twitter.com/MeanGreenFB



Like our page on Facebook
facebook.com/MeanGreenFB



North Texas Mean Green

Record: 0-1 C-USA: 0-0

Head Coach: Dan McCarney, fifth season

NT record: 22-28 • record vs. Rice: 1-1 •
Career record: 78-113 (17th season)



Rice Owls

Record: 1-1 C-USA: 0-0

Head Coach: David Bailiff, ninth season

Rice record: 48-54 • record vs. NT: 3-1 •
Career record: 69-69 (12th season)

Game Information

Venue: Apogee Stadium

Capacity: 30,850

Playing Surface: Sportex PowerBlade

Series Record: Rice leads 3-2

Last Meeting: Rice, 41-21 (2014)

In Denton: Series even, 1-1

Radio: KHYI 95.3 FM

KNTU 88.1 FM

KGAF 1580 AM

TV: Fox College Sports

Live Stats: www.MeanGreenSports.com

HOME OPENER AND LEAGUE LID LIFTER AGAINST RICE FOR NT

→ The Mean Green is opening the 2015 season at Apogee Stadium with a battle against the Rice Owls. NT is looking to avoid an 0-2 start after falling to SMU, 31-13, while Rice is 1-1, coming off a 42-28 loss at Texas. Rice holds the series lead, 3-2, and has won three of the last four meetings. NT won the last battle in Denton, 28-16, in 2013.

→ North Texas is 65-31-3 all-time in home-opening games. The Mean Green has won three-straight home-opening games and allowed only a combined 19 points in those games. Head coach Dan McCarney is 12-4 in his 16 previous home openers and 3-1 with the Mean Green.

→ With a win over Rice, North Texas can have its fourth-straight 1-1 start to a season. It would mark the first time the Mean Green has been .500 or better in three-straight years since 1989-92, and the first time at 1-1 as an FBS member for four-straight years in 35 seasons. Not since 1977-80, as an FBS member, has NT had a 1-1 mark four-straight seasons.

→ Redshirt freshmen Brandon Garner, Tee Goree and Chris Miles made their first career starts against SMU. True freshman offensive lineman Jordan Murray saw significant action along with freshman DT Roderick Young, and WR D'Aundrey Bradley. Redshirt freshmen A.J. Ezzard, Cannon Maki, Cedric Fernandes and T.J. Tauaalo played key roles. In addition, sophomore Andrew Tucker made his first career start at RB.

→ Blake Bean ranks fourth in Conference USA averaging 10.0 tackles per game. His nine solo tackles per game also leads Conference USA and ranks fourth nationally.

→ True freshman defensive tackle Roderick Young picked up a sack in his first collegiate game. He is the first true freshman to record a sack in his first game since Brandon Kennedy in 2000. Young is one of two Conference USA freshmen and one of four freshmen nationally to average at least 1.0 sack per game.

→ Dan McCarney has 22 career victories as the head coach at North Texas, which puts him in eighth place all-time at NT. He needs just one more win to tie Theron Fouts for seventh place. The SMU game was McCarney's 50th game at North Texas. He is only the seventh coach in school history to reach that mark and just the third since Hayden Fry.

→ For just the second time under head coach Dan McCarney, North Texas came up short when leading after three quarters against SMU, moving to 19-2 under McCarney.

→ Running back Antoine Jimmerson moved into seventh all-time at NT with his 23rd-career touchdown against SMU. Jimmerson's 40 yards rushing moved into 16th all-time in career rushing yards, giving him 1,619 rushing yards.

NORTH TEXAS FOOTBALL

NORTH TEXAS QUICK FACTS

LOCATION	DENTON, TEXAS
FOUNDED	1890
PRESIDENT	DR. NEAL SMATRESK
ENROLLMENT	36,222
FOUNDED	1890
ATHLETIC DIRECTOR.....	RICK VILLARREAL
NICKNAME	MEAN GREEN
COLORS	GREEN AND WHITE
HOME FIELD	APOGEE STADIUM
CAPACITY.....	30,850
SURFACE	ARTIFICIAL
FIRST YEAR OF FOOTBALL.....	1913
YEARS OF FOOTBALL	100
CONFERENCE	CONFERENCE USA
HEAD COACH.....	DAN MCCARNEY
OVERALL RECORD	78-113 (17TH SEASON)
RECORD AT NORTH TEXAS ...	22-28 (4TH SEASON)
PRIMARY OFFENSE.....	MULTIPLE
PRIMARY DEFENSE.....	4-3

MEAN GREEN TEAM RECORD

OVERALL.....	492-479-33
HOME	263-143-12
AWAY.....	226-331-21
NEUTRAL.....	3-5
SINCE DIV. I-A (1995).....	82-154
APOGEE STADIUM RECORD	16-7

VERSUS OTHER FBS CONFERENCES

AAC	1-1
ACC	0-3
BIG EAST	0-1
BIG 12.....	7-58
BIG 10.....	1-1
CONFERENCE USA.....	41-57-1
INDEPENDENT.....	2-3
MID-AMERICAN.....	3-5
MOUNTAIN WEST.....	7-15
PAC-12	2-4
SEC	3-35
SUN BELT.....	41-46
WAC.....	34-75-2

TEAM STREAKS

WINS	0
HOME WINS	2
AWAY WINS	0
C-USA WINS.....	0
LOSSES.....	2
HOME LOSSES.....	0
AWAY LOSSES.....	7
NON-CONFERENCE WINS.....	0
NON-CONFERENCE LOSSES	2

THE MEAN GREEN

ALL NORTH TEXAS ATHLETIC TEAMS ARE REFERRED TO AS "NORTH TEXAS" AND THE "MEAN GREEN." DO NOT USE THE TERMS "UNT," "NORTH TEXAS STATE," OR "EAGLES", TO DESCRIBE A NORTH TEXAS ATHLETIC TEAM.

MEDIA AVAILABILITY FOR WEEK 2

MONDAY 14	TUESDAY 15	WEDNESDAY 16	THURSDAY 17	FRIDAY 18	SATURDAY 19	SUNDAY 20
Dan McCarney Press Conference 11:30 a.m.	Practice at Athletic Center	Practice at Athletic Center	Practice at Athletic Center	Walk-thru at Athletic Center	Kickoff with Rice at 1:30 p.m.	Player Conditioning at the Athletic Center
Bill Mercer Press Club, 5th floor in Apogee Stadium	Dan McCarney available for out of town media	Dan McCarney available for out of town media	Dan McCarney available for out of town media	No player availability		
Only day for player availability 12:00 p.m.		No player availability	No player availability			
Dan McCarney Radio Show at Rudy's BBQ in Denton, 7-8 p.m.						

THE MATCHUP BY THE NUMBERS

3 - North Texas allowed SMU to convert 60 percent on third down in the opener, and the Rice Owls come in leading the nation in third-down conversions at 69.4 percent. The Owls have converted 25 times in 36 third downs this season.

7 - North Texas has always had success under Dan McCarney at forcing turnovers. The Mean Green forced three turnovers by SMU, and Rice through two games this season has seven turnovers and is a -4. The seven turnovers by Rice this season are tied for the second most in the nation. Only Colorado State has turned the ball over more than Rice in 2015.

33 - Last season in the loss at Rice, the Mean Green managed only 33 rushing yards. The Owls have been stingy against the run through two games, allowing just 117.5 yards a game. NT had 112 yards of rushing against SMU. NT gave up 273 yards on the ground against SMU while the Owls' rushing attack ranks first in C-USA and fifth in the country, averaging 314.5 yards a game on the ground in 2015.

34 - After boasting the nation's fifth-best kickoff-return defense (16.37 yards/return) last season, North Texas ranks 26th nationally this year, giving up a combined 34 kickoff return yards on two attempts. That unit will be tested as Rice enters the game with the second-best kickoff return unit in C-USA, averaging 31.4 yards a return, ninth best in the nation.

24:10 - The Mean Green lost the time of possession battle with SMU, holding the ball for just over 24 minutes in the game. Rice held the ball for over 44 minutes against Texas, and, for the season, the Owls rank first in C-USA and second in the country in time of possession at 37:28.

2010 - North Texas opens its C-USA slate looking for a 1-0 start in league play for the first time since 2010. The Mean Green has been 1-0 in league play only once in the last eight years. Since returning to FBS play in 1995 and joining a league in 1996, North Texas is 7-12 in conference-opening games.

Head to Head North Texas vs. Rice

0-1	Record	1-1
13.0	Scoring/Game	42.0
240.0	Total Offense	502.5
112.0	Rushing Offense	314.5
128.0	Passing Offense	188.0
444.0	Total Defense	281.0
273.0	Rushing Defense	117.5
171.0	Passing Defense	163.5
31.0	Points Allowed	29.0
3	Sacks	3
73.0	Penalties/Game	52.0
37.5%	3rd Down Conversion	69%
100%	4th Down Conversion	100%
-1	Turnover Margin	-4
18.0	Kickoff Returns	31.4
9.0	Punt Returns	10.7
41.4	Punting	38.0
24:10	Time of Possession	37:28



NORTH TEXAS FOOTBALL

MEAN GREEN NOTES

NORTH TEXAS MEDIA SERVICES

Who to contact:

Steven Bartolotta: 940-369-8329 (Office)
817-300-1931 (Cell)
E-mail: steven.bartolotta@unt.edu

Eric Capper: 940-565-2476 (Office)
940-367-0727 (Cell)
E-mail: eric.capper@unt.edu

Practice Coverage

Media has limited access to North Texas football practice. The media may view the first five periods of practices on Tuesday and Wednesday. The remaining practice is closed to all media and fans.

Credentials For Media

Those wishing to cover North Texas must contact Steven Bartolotta for credentials for home and away games.

Monday Press Conference

All player and coach interviews will be conducted at a press conference on Monday afternoon at the Athletic Center at 11:30 a.m. **Requests for players should be made in advance through the sports information office by Sunday at noon.** Players requested and unable to attend the press conference on Monday will be made available after practice on Tuesday. Special exemptions may be granted to those media wishing to interview a specific student-athlete before practice at the discretion of the media relations office.

Post-Practice Interviews

Interviews following practice will be conducted only for requested players not available at Monday's press conference. All out of town media with request for coach McCarney, assistant coaches or players must contact Steven Bartolotta.

Post-Game Interviews

The North Texas locker room is closed to all members of the media. Head coach Dan McCarney and requested players will be available for interviews following a brief cooling off period. Postgame interviews at Apogee Stadium will be held in the team meeting room in the Athletic Center.

2015 Team Captains

Offense: Andrew McNulty and Marcus Smith
Defense: Blake Bean and Anthony Wallace
Special Teams: Announced the week of the game

100th Season Of Football

2015 is the 100th season of North Texas football. The Mean Green enter the year needing eight wins to reach 500 victories in school history. Head coach Dan McCarney has 22 victories at NT, which ranks eighth all-time. With two more wins, he will pass Theron Fouts. If NT wins eight games, not only would that be the 500th victory, but McCarney would also move into sixth place for coaching wins at NT.

Walkons Making A Difference

Since he arrived, North Texas head coach Dan McCarney has built one of the nations most productive walkon programs. 34 players have been put on scholarship since 2011. Four players have been named all-conference: WR Darnell Smith (2013), center Kaydon Kirby (2013, Lombardi- and Rimington-Award nominee in 2015), DB Kenny Buyers (2013), punter Blake Macek (2013). Defensive lineman Brandon McCoy was the winner of the Armed Forces Merit Award in 2013 and, since 2011, walkons have made a total of 146 starts in four seasons. They have combined to rush for 1,686 yards and 19 TDs. The wide receivers have combined for 2,985 receiving yards and 13 touchdowns. In 2012, the top two receivers were walkons and three of the top-five were walkons. On defense since 2011, walkons have accounted for 400 tackles.

Award Candidates

Three North Texas players came out of the summer on five national award watch lists heading into the 2015 season. Junior center Kaydon Kirby, who has started 25 straight games as a former walkon, was named to the Rimington and Lombardi Award watch lists. WR Carlos Harris is the first NT player to be named to the Paul Hornung Award watch list and just the third Mean Green player to earn a Biletnikoff Award nomination. Not to be outdone, placekicker Trevor Moore was one of just 30 kickers nationwide and one of just two from C-USA to be named to the Lou Groza Award watch list.

Eight Is Enough

The Mean Green schedule is pretty daunting considering eight of the 12 opponents were bowl eligible in 2014 and five were bowl champions. NT has to face Marshall, Louisiana Tech and Tennessee on the road, all of which won their bowl games. The Mean Green still faces Iowa on the road (lost to Tennessee in a bowl game) and has Rice, WKU and UTEP at home. MTSU was bowl eligible in 2014, and NT faces the Blue Raiders on the road in November.

Three Named First-Team C-USA

Wide receiver Carlos Harris, center Kaydon Kirby and placekicker Trevor Moore were tabbed to the 2015 Conference USA preseason first-team. Harris and Moore were both C-USA honorable mention in 2014, and Moore was also named to the C-USA All-Freshman team. Kirby was a 2013 C-USA All-Freshman pick.

Apogee Advantage

Coach Dan McCarney is establishing a record of dominance at Apogee Stadium as North Texas has a home record of 16-7 at Apogee Stadium since 2011. The Mean Green went 5-1 at home in 2013, tying for the second most wins in school history. The three seasons before 2011, the Mean Green went just 1-16 at home.

100th Season Of Football

2015 is the 100th season of North Texas football. The Mean Green enter the year needing eight wins to reach 500 victories in school history. Head coach Dan McCarney has 22 victories at NT, which ranks eighth all-time. With two more wins, he will pass Theron Fouts. If NT wins eight games, not only would that be the 500th victory, but McCarney would also move into sixth place for coaching wins at NT.

Ready To Roll

Six transfers for North Texas, five that had to sit out 2014, are eligible and ready to hit the field this season. Offensive lineman Sam Rice (SMU), linebacker Blake Bean (Buffalo), wide receiver Nate Grimm (NMSU), twin defensive backs Rashad and Vershad Jackson (New Mexico) and safety Jakii Moore (UAB) are eligible. Moore arrived at North Texas in the spring and was granted immediate eligibility after transferring from UAB.

No Rest In 2015

North Texas had a bye week in the opening week of college football, but, following that open week, it faces a dozen weeks of football. NT plays 12-straight weeks without a break, which is tied for the third longest in the nation. Only two programs in the nation, Colorado and Hawai'i, will play 13 straight weeks without a bye in 2015.

Consecutive weeks with a game:

1. Colorado	13
Hawai'i	13
3. North Texas	12
Florida International	12
Massachusetts	12
Arizona	12

NORTH TEXAS FOOTBALL

MEAN GREEN OFFENSIVE NOTES

NORTH TEXAS CONSECUTIVE STARTS

KAYDON KIRBY, JR., OL.....26
 FRED SCOTT, JR., LB.....13

collegepressbox.com
SINCE 2006 EVERYTHING BUT THE PRE-GAME MEAL

Collegepressbox.com is the official media website for Conference USA football. Access and download weekly game notes, quotes, statistics, media guides, headshots, logos and more for the conference and each of its member schools.

Login information will be distributed to accredited media or you can apply for a password by sending an e-mail to password@collegepressbox.com.

Ear It

North Texas has partnered with The Name Engine to provide pronunciations. By going to MeanGreenSports.com and clicking on the roster page, you can hear the pronunciation of selected Mean Green players.

By each individual will be an icon, click on the icon and you will hear the name of the player pronounced along with a phonetic spelling.

C-USA STANDINGS

East	Conference	Overall
WKU	1-0	2-0
Charlotte	0-0	2-0
Old Dominion	0-0	2-0
MTSU	0-0	1-1
FIU	0-0	1-1
Marshall	0-0	1-1
FAU	0-0	0-2

West	Conference	Overall
Rice	0-0	1-1
Southern Miss	0-0	1-1
North Texas	0-0	0-1
UTEP	0-0	0-2
UTSA	0-0	0-2
La Tech	0-1	1-1

Still Perfect Inside The 20

After scoring on 94.3 percent of red-zone opportunities in 2014, best in the nation, North Texas is one of 37 teams with a perfect 100 percent conversion in the red zone this year, scoring a combined six points on two trips to the red zone. North Texas is one of 28 teams nationally with a perfect 100 percent conversion percentage offense on fourth down, converting on its lone fourth-down attempt, a fourth-and-one at the SMU 26-yard line that later led to a 25-yard rushing touchdown by Antoine Jimmerson.

Third And Long

North Texas was unable to stay in front of the chains in the opener against SMU, forcing the offense into numerous third down situations. On 13 of 16 third-downs NT had against SMU, the Mean Green needed six or more yards. The Mean Green had only three third-down situations that were for four yards or less.

Targeting Harris

The fifth-most targeted player among all receivers nationally last season, Carlos Harris is tied for 10th in Conference USA averaging 5.0 receptions per game, hauling in five catches for 40 yards in the season opener against SMU. Harris moved into seventh place at North Texas with 141 career receptions. He needs 59 more catches to become just the second player in school history with 200. Harris also moved into the top-10 all-time with 1,719 career receiving yards.

Career Receptions

1. Casey Fitzgerald	229
2. Johnny Quinn	187
3. David Brown	182
4. Pete Harvery	164
5. John Love	144
Ron Shanklin	144
7. Carlos Harris	141

Career Receiving Yards

1. Johnny Quinn	2,718
2. Troy Redwine	2,567
3. Casey Fitzgerald	2,533
4. Ron Shanklin	2,465
5. David Brown	2,402
6. Barry Moore	2,183
7. John Love	2,124
8. Marcus Camper	1,939
9. Pete Harvery	1,932
10. Carlos Harris	1,719

Ground And Pound

The Mean Green rushed for over 200 yards on three different occasions in 2014, and NT has run for over 300 yards seven times in the last four seasons. The Mean Green ran for 21 touchdowns in 2014, which tied for the eighth most in school history. In the four years under Dan McCarney, NT has run for 8,118 yards, the second most (2001-04) in a four-year stretch since 1981.

All He Does Is Catch TD's

Senior tight end Marcus Smith emerged as a big-play receiver in 2014. Despite making only 15 receptions, he made them count. Six of his catches were for touchdowns, and he led the team in receiving averaged at 15.9 yards a catch. He had five catches for over 20 yards in 2014, and his 15.9 yards-a-catch average was the highest by a North Texas tight end since Andy Blount in 2003.

The Magic Numbers

Under head coach Dan McCarney, when scores 30 points or more, North Texas is a perfect 16-0. When leading after three quarters, NT is 16-1 under McCarney. North Texas is 9-0 when allowing 10 points or less under McCarney, but, dating back to 1988, that streak is 37-straight wins when holding opponents to 10 points or less.

One Final Act For The Jimmy Show

Senior Antoine Jimmerson moved up to 16th at North Texas with 1,579 rushing yards for his career. He scored his 23rd career touchdown against SMU and moved into seventh place all-time. He needs just 381 more yards to become the 11th running back in school history to reach 2,000 career yards.

Career Touchdowns

1. Lance Dunbar	49
2. Patrick Cobbs	38
3. Ron Shanklin	31
4. Ken Bahnsen	29
Scott Davis	29
6. Jamario Thomas	27
7. Antoine Jimmerson	23

Air Attack

Under McCarney, North Texas has passed for nearly 10,000 yards (9,981) in four seasons. It is the third-most passing yards in a four-year stretch in North Texas school history. The Mean Green has thrown 13 or more touchdowns in four-straight seasons, which is the third most in a four-year stretch in school history.

Rebuilding Up Front

The Mean Green offensive line, which featured a veteran group in 2014, entered 2015 with the possibility of only 33 combined starts among the five. The unit saw true freshman Jordan Murray and Creighton Barr see action against SMU, along with Ryan Rentfro and redshirt freshman Chris Miles. Kaydon Kirby has 26 straight starts while guard Sam Rice, who sat out 2014 after transferring, made his first start.

NORTH TEXAS FOOTBALL

MEAN GREEN DEFENSE/SPECIAL TEAMS NOTES

MEAN GREEN'S RECORD WHEN:

LEADING AT THE HALF	0-1
TRAILING AT THE HALF	0-0
TIED AT THE HALF	0-0
LEADING AFTER THREE QUARTERS	0-1
TRAILING AFTER THREE QUARTERS	0-0
TIED AFTER THREE QUARTERS	0-0
SCORING FIRST	0-1
OPPONENT SCORES FIRST	0-0
RUNNING MORE PLAYS THAN OPPONENT	0-0
OPPONENT RUNS MORE PLAYS	0-1
SAME NUMBER OF PLAYS	0-0
COMMITTING MORE TURNOVERS	0-1
COMMITTING LESS TURNOVERS	0-0
TURNOVERS ARE EVEN	0-0
COMMITTING AT LEAST TWO TURNOVERS	0-1
WINNING TIME OF POSSESSION	0-0
OPPONENT WINS TIME OF POSSESSION	0-1
RUNNING 70 OR MORE OFF. PLAYS	0-0
RUNNING LESS THAN 70 OFF. PLAYS	0-1
RUSHING FOR 150 YARDS OR MORE	0-0
RUSHING FOR LESS THAN 150 YARDS	0-1
PASSING FOR 200 YARDS OR MORE	0-0
PASSING FOR LESS THAN 200 YARDS	0-1
PASSING % IS OVER 55%	0-0
PASSING % IS LESS THAN 55%	0-1
THIRD DOWN CONV. IS OVER 40%	0-0
THIRD DOWN CONV. IS LESS THAN 40%	0-1
GAINING MORE TOTAL YARDS THAN OPP	0-0
GAINING LESS TOTAL YARDS THAN OPP	0-1
PLAYING AT HOME	0-0
PLAYING ON THE ROAD	0-1
PLAYING ON NATURAL GRASS	0-0
PLAYING ON ARTIFICIAL SURFACE	0-1

UNDER DAN MCCARNEY:

LEADING AT THE HALF	17-2
TRAILING AT THE HALF	2-20
TIED AT THE HALF	3-2
LEADING AFTER THREE QUARTERS	19-2
TRAILING AFTER THREE QUARTERS	2-26
SCORING FIRST	13-7
OPPONENT SCORES FIRST	9-21
RUNNING MORE PLAYS THAN OPPONENT	15-12
OPPONENT RUNS MORE PLAYS	7-15
SAME NUMBER OF PLAYS	0-1
COMMITTING MORE TURNOVERS	1-14
COMMITTING LESS TURNOVERS	18-9
TURNOVERS ARE EVEN	3-3
COMMITTING AT LEAST TWO TURNOVERS	8-19
WINNING TIME OF POSSESSION	17-15
OPPONENT WINS TIME OF POSSESSION	5-13
RUNNING 70 OR MORE OFF. PLAYS	13-11
RUNNING LESS THAN 70 OFF. PLAYS	9-17
RUSHING FOR 150 YARDS OR MORE	17-6
RUSHING FOR LESS THAN 150 YARDS	5-22
RUSHING FOR 200 YARDS OR MORE	12-2
PASSING FOR 200 YARDS OR MORE	11-15
PASSING FOR LESS THAN 200 YARDS	11-13
PASSING % IS OVER 55%	14-14
PASSING % IS LESS THAN 55%	8-14
THIRD DOWN CONV. IS OVER 40%	14-6
THIRD DOWN CONV. IS LESS THAN 40%	8-22
WINNING TURNOVER MARGIN	18-9
SCORING 20 POINTS OR MORE	20-16
SCORING 30 POINTS OR MORE	16-0
SCORING 40 POINTS OR MORE	6-0
HOLDING OPP. TO 10 POINTS OR LESS	9-0
HOLDING OPP. TO 20 POINTS OR LESS	14-1
GAINING MORE TOTAL YARDS THAN OPP	18-4
GAINING LESS TOTAL YARDS THAN OPP	4-24
PLAY AT HOME	16-7
PLAYING ON THE ROAD	5-21
NEUTRAL SITE	1-0

The Red-Zone Wall

One of the statistically worst red-zone defenses in the nation this past season (108th in red-zone scoring defense, 127th in red-zone touchdown scoring defense), North Texas ranks 14th nationally in red zone defense, holding opponents to scores on just 60 percent of red zone opportunities and a combined 17 points on five trips to the red zone. SMU made three trips inside the North Texas five-yard line and can away with only three points. The Mean Green defense forced a fumble at the one, stopped SMU on downs, then held the Ponies to a field goal.

Home Defense System

North Texas allowed an average of just 17.5 points a game at home in 2014. Over the last four seasons since Apogee Stadium opened, the Mean Green defense has allowed fewer than 20 points a game in three-of-four seasons and three-consecutive years. The four previous seasons, 2007-10, the Mean Green allowed over 30 points a game in three of four seasons.

Points Allowed at Home

2014: 17.5
2013: 14.0
2012: 19.0
2011: 24.6
2010: 29.7
2009: 30.1
2008: 47.0
2007: 39.8

Getting Behind The Line

The Mean Green defensive line produced 33 sacks in 2014, tied for the fifth most in school history. North Texas had a school-record 10 sacks in a game, and defensive end Tillman Johnson recorded a freshman school-record 3.0 sacks in a game. Johnson finished with a freshman-record 5.0 sacks on the season. The last two seasons, NT has recorded 72 sacks, which is the second most in back-to-back seasons in school history, only one shy of the record of 73 set in 1996-97.

Freshman All-America

Placekicker Trevor Moore earned freshman All-America honors after hitting 15-of-17 in field goals and he was a perfect 37-for-37 in PATs. He has made 38 straight PATs, and had made seven-straight field goals until missing what would have been a career-best 48-yard kick at SMU. Moore ranks fifth nationally among active kickers with a field goal percentage of 85.0. Moore, a Lou Groza Award candidate, can break the school record for most PATs without a miss with by making 24 more.

McClain Steps Up

Sophomore Kishawn McClain ranks fourth among all Conference USA defensive backs and is tied for 19th among all defensive backs nationally averaging 9.0 tackles per game. His seven solo tackles also ranks second in Conference USA and tied for 14th nationally.

That Kid Is One Of A Kind

Darvin Kidsy was one of six players in FBS to return a punt and a kickoff for a touchdown in 2014. He's one of three active players who completed the feat in 2014. The other five players are Marcus Murphy (Missouri), Tyreek Hill (Oklahoma State), William Likely (Maryland), Isaiah McKenzie (Georgia) and Kaelin Clay (Utah). It marked the second-straight season NT had a player return both a punt and kickoff for a TD, as Breelan Chancellor accomplished the feat in 2013.

Special Forces

Entering his third season, special teams coach Tommy Perry has completely remade the Mean Green units into perhaps the best in the nation. In 2013, the Mean Green special teams ranked first in the nation in blocked kicks, blocked punts, and block punts allowed. Last season, NT led the nation again in blocked punts allowed (zero) and blocked kicks allowed. In 2014, the Mean Green was fifth in the nation in kick-return defense.

Can't Touch This

Dan McCarney has emphasized special teams since his arrival in 2011 and the North Texas punt team has delivered. North Texas has not had a single punt blocked in the Dan McCarney era. The last NT punt that was blocked was in 2010 by Rice, a streak that is currently at 59 games. That streak is the fourth longest in the nation.

School	Year	Games
UCLA	2008	81
Hawai'i	2008	79
Auburn	2009	79
North Texas	2010	60

Defense and Special Teams Getting Offensive

Since 2011 under Dan McCarney, NT has scored 21 times on defense or special teams. The Mean Green has 19 touchdowns and two safeties. The Mean Green has four blocked punts that resulted in TDs, two punt returns, one kickoff return, six interception returns for TD, and six fumble returns for a touchdown. Dating back to the 2010 season, the Mean Green has scored 21 touchdowns from either the defense or special teams, which ranks 16th in the nation. North Texas is one of only four non-Power-5 teams in the nation with 21 or more TDs since 2010. Only Houston (26), Boise State (24) and Fresno State (23) rank ahead of NT of schools from a non-Power-5 league. Oregon leads the nation since 2010 with 32.

NORTH TEXAS FOOTBALL

HEAD COACH DAN MCCARNEY

McCarney Quick Facts

Age: 62
Alma Mater: Iowa ('75)
NT Record: 22-28
 (fifth year)
Career Record: 78-113
 (17th year)
Playing Experience:
 Offensive lineman at Iowa (1971-74)
Family: Married to Margy. Has three children: Jillian, Melanie and Shane.



McCarney Coaching Experience

Year	School	Position
2011-Pres	North Texas	Head Coach
2008-10	Florida	Ast. HC/DL
2007	South Florida	Ast. HC/DL
1995-06	Iowa State	Head Coach
1990-94	Wisconsin	D. Coord./DL
1979-89	Iowa	Def. Line
1977-78	Iowa	Off. Line

McCarney Year-by-Year

Year	Overall	Conf.	Finish
1995*	3-8	1-6	T7th
1996*	2-9	1-7	6th
1997*	1-10	1-7	6th
1998*	3-8	1-7	T5th
1999*	4-7	1-7	T5th
2000*	9-3	5-3	3rd
2001*	7-5	4-4	3rd
2002*	7-7	4-4	3rd
2003*	2-10	0-8	6th
2004*	7-5	4-4	T1st
2005*	7-5	4-4	T2nd
2006*	4-8	1-7	6th
2011^	5-7	4-4	5th
2012	4-8	3-5	T6th
2013	9-4	6-2	T2nd
2014	4-8	2-6	5th
2015	0-1	0-0	
Totals:	78-113	42-86	

*-Iowa State

^-North Texas

McCarney Bowl Experience

1982: Rose	2000: Insight.com
1982: Peach	2001: Independence
1983: Gator	2002: Humanitarian
1984: Freedom	2004: Independence
1986: Rose	2005: EV1.Net Houston
1986: Holiday	2008: Brut Sun
1987: Holiday	2009: BCS National Title
1988: Peach	2010: Sugar
1994: Rose	2011: Outback
1994: Hall of Fame	2014: Heart of Dallas

Dan McCarney knows how to build football programs. He was a part of a historic turnaround at Iowa State, and now you can add North Texas to that list. McCarney has turned around North Texas and taken the program to heights that were unthinkable when he arrived in 2011.

On their way to the 2014 Heart of Dallas Bowl Championship, the Mean Green won nine games in 2013, tied for the second most in school history and just the sixth time in 100 years North Texas has won nine games. The season culminated with North Texas winning the 2014 Heart of Dallas Bowl 36-14 over UNLV on January 1.

In 2014 McCarney powered North Texas to a 43-6 win over rival SMU, just the fifth win for NT in 34 games against the Mustangs. North Texas posted 77 points in a game in 2014, the fourth-highest total in a game in school history. 2014 also saw one of McCarney's first recruits at North Texas, offensive lineman Cyril Lemon, earn his fourth straight all-conference honor as he was named to the Conference USA first-team.

Lemon was the only player in the nation to start 49 straight games and earn all-conference honors in four straight years.

McCarney led the Mean Green to a 6-2 record in the inaugural season in Conference USA, tying for second place and the second most conference wins in school history. Along the way, the Mean Green broke offensive, defensive, special teams and attendance records.

The Mean Green achieved the biggest single season turnaround since 1982-83. The North Texas offense set a new school record for total offense in a single season, topping the 5,000-yard mark for the first time. North Texas rushed for over 300-yards three times in 2013, which is the most in a season since 1959.



The North Texas defense allowed the fewest points per game since 2002, and tied for the second most sacks in school history.

McCarney is establishing a record of dominance at Apogee Stadium as North Texas has a home record of 16-7 at Apogee Stadium since 2011. The Mean Green went 5-1 at home in 2013, tying for the second most wins in school history. The three seasons before 2011, the Mean Green went just 1-16 at home.

McCarney has won 22 games at North Texas, which already ranks in the top-10 all-time as he enters the 2015 season eighth in coaching wins. McCarney reached 18 wins faster at North Texas than any coach since Rod Rust in 1967-69 after his first three seasons.

He has brought out the best individually at North Texas as the Mean Green had 12 players earn 14 spots on the C-USA all-conference team in 2013, the second most in school history. Brelan Chancellor became just the second player in league history to earn first-team all-conference honors as a kick and punt returner, and was the only player in the nation to rank in the top 10 in punt and kick returns in 2013.

The North Texas resurgence was fueled by all three phases: offense, defense and special teams. Under McCarney, the Mean Green ranked in the top 10 in the nation in 2013 in fourth down conversion defense (fifth), blocked kicks (first), blocked punts (first), blocked punts allowed (first), fumbles recovered (fourth), sacks allowed (seventh), punt returns (fifth), red zone defense (second), scoring defense (eighth), sacks (seventh) and turnovers (fourth).

With more than 30 years of college coaching experience, including 13 years as a head coach at Iowa State University, McCarney is an established leader. He came to North Texas after serving as the assistant head coach at the University of Florida where he had been since 2008. He helped win a national championship at Florida.

McCarney began his coaching career at the University of Iowa, where he was an assistant under Fry for 11 years. He continued his career as the defensive coordinator at the University of Wisconsin under Alvarez, directing some of the best defensive teams in that school's history. At Wisconsin, McCarney helped turn a team that had won 10 games in five years into a Big 10 Conference championship and Rose Bowl appearance in his fourth year.

McCarney took over as head coach at Iowa State in 1995, assuming responsibility of a program that had enjoyed just three winning seasons in the 16 years prior to his arrival. McCarney led Iowa State to five bowl games from 2000-05 and was named the Big 12 Conference Coach of the Year in 2004 when his team earned a Big 12 North championship.

NORTH TEXAS FOOTBALL

2015 GAME-BY-GAME RECAPS

Sept. 12, 2015 • Attendance: 25,401

Gerald J. Ford Stadium • Dallas, Texas

North Texas 13
SMU 31 

DALLAS - An inconsistent North Texas offense, which had rolled up and down the field a year ago against SMU, coughed and sputtered and struggled in Saturday night's season opener, losing two fumbles, throwing two interceptions, and failing to generate scoring chances or to take advantage of opportunities presented to it in a 31-13 loss to the Mustangs at Gerald J. Ford Stadium.

The North Texas defense generated three first-half turnovers of its own, stopped SMU three times inside the Mean Green five-yard line, and kept SMU quarterback Matt Davis under control for three quarters, but wore down and surrendered 21-straight points in a decisive fourth quarter.

"They outplayed us in the second half," North Texas coach Dan McCarney said. "They made the plays, we didn't. You turn the ball over four times, you're rarely going to win football games. That was the difference in the game."

SCORE BY QUARTERS

North Texas	3	3	7	0	13
SMU	7	0	3	21	31

SCORING SUMMARY

First Quarter

NT - Moore 25 yd FG - 11:00
SMU - Sutton 27 yd reception - 8:11

Second Quarter

NT - Moore 25 yd FG - 8:00

Third Quarter

SMU - Hedlund 27 yd FG - 5:09
NT - Jimmerson 25 yd run -

Fourth Quarter

SMU - Gaines 8 yd reception - 14:15
SMU - Davis 50 yd run - 9:21
SMU - Davis 14 yd run - 2:59

TEAM STATISTICS

	NT	SMU
First Downs	17	27
Rushes-Yards	33-112	53-273
Passing-Yards	128	171
Comp-Att-Int	16-34-2	17-24-0
Total Plays-Yards	67-240	77-444
Punts-Yards	5-207	2-79
Fumbles/Lost	4-2	4-3
Penalties	7-73	6-50
3rd Down Conv.	6-for-16	9-for-15
Time of Possession	24:10	35:50

INDIVIDUAL STATISTICS

RUSHING - North Texas - Tucker 10-50.
SMU - Davis 17-125
PASSING - North Texas - McNulty 16-34-128-2. SMU - Davis 17-24-171-0.
RECEIVING North Texas - Harris 5-40.
SMU - Sutton 5-65.

NORTH TEXAS FOOTBALL

2015 GAME-BY-GAME RESULTS

	Tm. Rushing (Att.-Yds.-TDs)		Tm. Passing (Att.-Comp.-Yds.-Int.-TDs)		Tm. Total Offense		Tm. First Downs		Fumbles-Lost	
	NT	Opp	NT	Opp	NT	Opp	NT	Opp	NT	Opp
at SMU	33-112-1	53-273-2	34-16-128-2-0	24-17-171-0-2	240	444	17	27	4-2	4-3
vs. Rice										
at Iowa										
at Southern Miss										
vs. Portland St.										
vs. WKU										
at Marshall										
vs. UTSA										
at Louisiana Tech										
at Tennessee										
at MTSU										
vs. UTEP										

INDIVIDUAL RUSHING (Att.-Yds.-TD)

	Jimmerson	Wilson	Tucker
at SMU	9-40-1	---	10-50-0
vs. Rice			
at Iowa			
at Southern Miss			
vs. Portland St.			
vs. WKU			
at Marshall			
vs. UTSA			
at Louisiana Tech			
at Tennessee			
at MTSU			
vs. UTEP			

INDIVIDUAL PASSING (Att.-Comp.-Yds.-Int.-TD)

	Greer	McNulty	D. Smith
at SMU	---	34-16-128-2-0	---
vs. Rice			
at Iowa			
at Southern Miss			
vs. Portland St.			
vs. WKU			
at Marshall			
vs. UTSA			
at Louisiana Tech			
at Tennessee			
at MTSU			
vs. UTEP			

INDIVIDUAL RECEIVING (Rec.-Yds.-TD)

	Harris	Kidsy	Goree	M. Smith	Smiley	Rutherford
at SMU	5-40-0	1-12-0	1--11-0	2-18-0	3-42-0	0-0-0
vs. Rice						
at Iowa						
at Southern Miss						
vs. Portland St.						
vs. WKU						
at Marshall						
vs. UTSA						
at Louisiana Tech						
at Tennessee						
at MTSU						
vs. UTEP						

NORTH TEXAS FOOTBALL

INDIVIDUAL LEADERS BY GAME

Game	Rushing (att-yds-td)	Passing (att-comp-yds-td)	Receiving (rec-yds-td)	Tackles
at SMU	Tucker (10-50-0)	McNulty (34-16-128-2)	Harris 5-40-0)	Bean (10)
vs. Rice				
at Iowa				
at Southern Miss				
vs. Portland St.				
vs. WKU				
at Marshall				
vs. UTSA				
at Louisiana Tech				
at Tennessee				
at MTSU				
vs. UTEP				

OPPONENT INDIVIDUAL LEADERS BY GAME

Game	Rushing (att-yds-td)	Passing (att-comp-yds-td)	Receiving (rec-yds-td)	Tackles
at SMU	Davis (17-125-2)	Davis (24-17-171-2)	Sutton 5-65-1)	Wood/Lawler (6)
vs. Rice				
at Iowa				
at Southern Miss				
vs. Portland St.				
vs. WKU				
at Marshall				
vs. UTSA				
at Louisiana Tech				
at Tennessee				
at MTSU				
vs. UTEP				

CONFERENCE USA CONFERENCE PLAYERS OF THE WEEK

Week	Offense	Defense	Special Teams
Sept. 7	Ray Lawry (ODU)	Tiquan Lang (Marshall)	Blake Brewer (Charlotte)
Sept. 14			

NORTH TEXAS FOOTBALL

2015 STARTING LINEUPS

OFFENSE

Game	LT	LG	C	RG	RT	WR	WR	WR	TE	RB	QB
at SMU	Banogu	Rice	Kirby	Thompson	Miles	Smiley	Goree	Kidsy	Smith	Tucker	McNulty
vs. Rice											
at Iowa											
at Southern Miss											
vs. Portland St.											
vs. WKU											
at Marshall											
vs. UTSA											
at Louisiana Tech											
at Tennessee											
at MTSU											
vs. UTEP											

DEFENSE

Game	DE	DT	DT	DE	LOLB	MLB	ROLB	CB	CB	FS	SS
at SMU	Roberts	Wallace	Orr	Dilonga	Garner	Bean	Scott	Whitfield	Davis	McClain	Gray
vs. Rice											
at Iowa											
at Southern Miss											
vs. Portland St.											
vs. WKU											
at Marshall											
vs. UTSA											
at Louisiana Tech											
at Tennessee											
at MTSU											
vs. UTEP											

NORTH TEXAS FOOTBALL

2015 LONG PLAYS

NORTH TEXAS BIG PLAYS

Opponent	RUSHING				PASSING				SPECIAL TEAMS	
	20-29	30-39	40-49	50+	20-29	30-39	40-49	50+	Block	Ret TD
at SMU	1	0	0	0	0	0	0	0	0	0
vs. Rice										
at Iowa										
at Southern Miss										
vs. Portland St.										
vs. WKU										
at Marshall										
vs. UTSA										
at Louisiana Tech										
at Tennessee										
at MTSU										
vs. UTEP										
TOTALS	1	0	0	0	0	0	0	0	0	0

OPPONENT BIG PLAYS

Opponent	RUSHING				PASSING				SPECIAL TEAMS	
	20-29	30-39	40-49	50+	20-29	30-39	40-49	50+	Block	Ret TD
at SMU	2	0	0	1	2	0	0	0	0	0
vs. Rice										
at Iowa										
at Southern Miss										
vs. Portland St.										
vs. WKU										
at Marshall										
vs. UTSA										
at Louisiana Tech										
at Tennessee										
at MTSU										
vs. UTEP										
TOTALS	2	0	0	1	2	0	0	0	0	0

TURNOVERS FORCED

Opponent	NORTH TEXAS					OPPONENTS				
	FUM	INT	TOT	PTS OFF	Margin	FUM	INT	TOT	PTS OFF	
at SMU	3	0	3	3	-1	2	2	4	7	
vs. Rice										
at Iowa										
at Southern Miss										
vs. Portland St.										
vs. WKU										
at Marshall										
vs. UTSA										
at Louisiana Tech										
at Tennessee										
at MTSU										
vs. UTEP										
TOTALS	3	0	3	3	-1	2	2	4	7	

NORTH TEXAS FOOTBALL

2015 INDIVIDUAL BIG PLAYS

NORTH TEXAS PLAYS FROM SCRIMMAGE 20+ YARDS

RUNNING PLAYS (1)

Yds	Rusher	Opponent
25	Antoinne Jimmerson*	SMU

*-Touchdown

PASSING PLAYS (0)

Yds	Receiver	Opponent
-----	----------	----------

*-Touchdown

KR 30 YARDS OR MORE (0)

Yds	Returner	Opponent
-----	----------	----------

*- Touchdown

PR 20 YARDS OR MORE (0)

Yds	Returner	Opponent
-----	----------	----------

*- Touchdown

INT RETURN 20 YARDS OR MORE (0)

Yds	Returner	Opponent
-----	----------	----------

*- Touchdown

FUM RETURN 20 YARDS OR MORE (0)

Yds	Returner	Opponent
-----	----------	----------

*- Touchdown

OPPONENT PLAYS FROM SCRIMMAGE 20+ YARDS

RUNNING PLAYS (3)

Yds	Rusher	Team
50	Matt Davis*	SMU
27	Xavier Jones	SMU
25	Matt Davis	SMU

*- Touchdown

PASSING PLAYS (2)

Yds	Receiver	Team
27	Courtland Sutton*	SMU
24	M. Kaufman	SMU

*- Touchdown

KR 30 YARDS OR MORE (0)

Yds	Returner	Team
-----	----------	------

*- Touchdown

PR 20 YARDS OR MORE (0)

Yds	Returner	Team
-----	----------	------

*- Touchdown

INT RETURN 20 YARDS OR MORE (0)

Yds	Returner	Team
-----	----------	------

FUM RETURN 20 YARDS OR MORE (0)

Yds	Returner	Opponent
-----	----------	----------

*- Touchdown

*- Touchdown

NORTH TEXAS FOOTBALL

THE LAST TIME.....

Scoring

Scored 30 or more points	31 vs. Florida Atlantic (11/9/14)
Scored 40 or more points	77 vs Nicholls (9/20/14)
Scored 50 or more points	77 vs Nicholls (9/20/14)
Scored 60 or more points	77 vs Nicholls (9/20/14)

Total Offense

Had more than 400 total yards	437 at UTSA (11/29/14)
Had more than 450 total yards	451 at UAB (10/11/14)
Had more than 500 total yards	526 vs Nicholls (9/20/14)
Had more than 600 total yards	635 vs. Navy (11/10/07)

Rushing Offense

Rushed for 150 or more yards	150 at UTSA (11/29/14)
Rushed for 200 or more yards	235 vs. Florida Atlantic (11/9/14)
Rushed for 250 or more yards	324 vs Nicholls (9/20/14)
Rushed for 300 or more yards	324 vs Nicholls (9/20/14)
Rushed for 400 or more yards	464 vs. Middle Tennessee (12/3/11)

Passing Offense

Passed for 250 or more yards	287 at UTSA (11/29/14)
Passed for 300 or more yards	300 at Southern Miss (10/26/13)
Passed for 350 or more yards	404 vs. Idaho (8/31/13)
Passed for 400 or more yards	404 vs. Idaho (8/31/13)
Passed for 500 or more yards	601 at SMU (9/8/07)

Scoring Defense

Allowed 0 points	0 vs. Troy State (10/30/03)
Allowed 3 or fewer points	3 vs Nicholls (9/20/14)
Allowed 7 or fewer points	6 vs. SMU (9/6/14)
Allowed 10 or fewer points	10 vs. Florida Atlantic (11/9/14)

Total Defense

Allowed fewer than 75 total yards	49 vs. Lamar (11/5/83)
Allowed fewer than 100 total yards	95 vs. Abilene Christian (9/5/92)
Allowed fewer than 150 total yards	147 vs. FIU (11/22/14)
Allowed fewer than 200 total yards	147 vs. FIU (11/22/14)
Allowed fewer than 250 total yards	147 vs. FIU (11/22/14)
Allowed fewer than 300 total yards	vs. FIU (11/22/14)

Rushing Defense

Allowed 0 or fewer yards	-6 vs. Abilene Christian (9/5/92)
Allowed 20 or fewer yards	10 vs. SMU (9/6/14)
Allowed 40 or fewer yards	10 vs. SMU (9/6/14)
Allowed 60 or fewer yards	10 vs. SMU (9/6/14)
Allowed 80 or fewer yards	78 vs Nicholls (9/20/14)
Allowed 100 or fewer yards	91 vs. FIU (11/22/14)

Passing Defense

Allowed 10 or fewer yards	7 vs. Abilene Christian (9/1/94)
Allowed 30 or fewer yards	27 vs. Nicholls State (9/7/02)
Allowed 50 or fewer yards	45 vs. Army (9/18/10)
Allowed 100 or fewer yards	56 vs. FIU (11/22/14)
Allowed 150 or fewer yards	56 vs. FIU (11/22/14)
Allowed 200 or fewer yards	56 vs. FIU (11/22/14)

Miscellaneous Team

NT wins when holding opponents to 10 points or less	37 consecutive, last loss at Marshall 7-0 (11/25/88)
NT wins when scoring 30 points or more	17, last win vs Nicholls (9/20/14)
Last shutout win	21-0 vs. Troy (10/30/03)

NORTH TEXAS FOOTBALL

THE LAST TIME.....

Individual Rushing

Had a player rush for 100 or more yards	106 by Jeffrey Wilson at UTSA (11/29/14)
Had 2 players rush for 100 or more yards.....	139 by Antoine Jimmerson vs. Texas So. (9/8/12); 106 by Brandin Byrd vs. Texas So. (9/8/12)
Had a player rush for 150 or more yards	251 by Brandin Byrd at Tulsa (11/30/13)
Had a player rush for 200 or more yards	251 by Brandin Byrd at Tulsa (11/30/13)
Had a player rush for 250 or more yards	251 by Brandin Byrd at Tulsa (11/30/13)
Had a player rush for 300 or more yards	313 by Lance Dunbar vs. MTSU (12/3/11)
Had a player rush for 2 or more TD's	2 by Dajon Williams and Reggie Pegram vs Nicholls (9/20/14)
Had a player rush for 3 or more TD's	3 by Brandin Byrd at Tulsa (11/30/13)
Had a player rush for 4 or more TD's	4 by Lance Dunbar vs. MTSU (12/3/11)
Had a player rush for 5 or more TD's	Never

Individual Passing

Had a player pass for 200 or more yards	287 by Andrew McNulty at UTSA (11/29/14)
Had a player pass for 250 or more yards	287 by Andrew McNulty at UTSA (11/29/14)
Had a player pass for 300 or more yards	300 by Derek Thompson at Southern Miss (10/26/13)
Had a player pass for 400 or more yards	478 by Giovanni Vizza vs. Navy (11/10/07)
Had a player pass for 500 or more yards	601 by Daniel Meager at SMU (9/8/07)
Had a player pass for 2 or more TD's	3 by Dajon Williams at Indiana (10/4/14)
Had a player pass for 3 or more TD's	3 by Dajon Williams at Indiana (10/4/14)
Had a player pass for 4 or more TD's	4 by Riley Dodge vs. WKU (10/31/09)
Had a player pass for 5 or more TD's	8 by Giovanni Vizza vs. Navy (11/10/07)

Individual Receiving

Had a player with 10 or more receptions in a game	10 by Carlos Harris at UTSA (11/29/14)
Had a player with 15 or more receptions in a game	15 by Carlos Harris vs. Southern Miss (10/18/14)
Had a player receive 100 or more yards	131 by Carlos Harris at UTSA (11/29/14)
Had 2 players receive 100 or more yards.....	130 by Darnell Smith; 103 by Breelan Chancellor at. Tulane (10/5/13)
Had a player receive 150 or more yards	216 by Carlos Harris vs. Southern Miss (10/18/14)
Had a player receive 200 or more yards	216 by Carlos Harris vs. Southern Miss (10/18/14)
Had a player receive 250 or more yards	327 by Casey Fitzgerald at SMU (9/8/07)
Had a player receive 300 or more yards	327 by Casey Fitzgerald at SMU (9/8/07)
Had a player receive 2 or more TD's	2 by Breelan Chancellor at LSU (9/1/12)
Had a player receive 3 or more TD's	5 by Casey Fitzgerald vs. Navy (11/10/07)
Had a player receive 4 or more TD's	5 by Casey Fitzgerald vs. Navy (11/10/07)

Returned a kickoff for a TD	100 yards by Darvin Kidsy at Rice (10/25/14)
Returned a punt for a TD	75 yards by Darvin Kidsy vs Nicholls (9/20/14)
Returned an INT for a TD.....	98 yards by Zac Whitfield vs Nicholls (9/20/14)
Returned a fumble for a TD	31 by Jarrian Roberts vs. SMU (9/6/14)
Blocked a punt	Sed Ellis vs Nicholls (9/20/14)
Returned a blocked punt for TD	0 yards by Jarrian Roberts vs. Tulsa (11/30/13)
Blocked a FG	Zach Orr vs. UTEP (11/9/13)
Returned a blocked punt for a TD.....	0 yards by Zac Whitfield at Georgia (9/21/13)
Returned a blocked FG for a TD.....	66 yards by Phillip Littlejohn vs. Idaho (10/4/97)
Recorded a safety	Team Safety vs. Arkansas St. (11/3/12)

NORTH TEXAS FOOTBALL

OPPONENT LAST TIME.....

Rushing Offense

Rushed for 150 or more yards.....	273 by SMU (9/12/15)
Rushed for 200 or more yards.....	273 by SMU (9/12/15)
Rushed for 250 or more yards.....	273 by SMU (9/12/15)
Rushed for 300 or more yards.....	351 by UTEP (11/15/14)

Passing Offense

Passed for 300 or more yards.....	305 by Southern Miss (10/18/14)
Passed for 400 or more yards.....	450 by Georgia (9/21/13)
Passed for 500 or more yards.....	563 by Houston (9/10/11)

Total Offense

Had more than 400 total yards.....	444 by SMU (9/12/15)
Had more than 450 total yards.....	452 by UTSA (11/29/14)
Had more than 500 total yards.....	506 by Southern Miss (10/18/14)

Individual Rushing

Had a player rush for 100 or more yards.....	125 by Matt Davis, SMU (9/12/15)
Had 2 players rush for 100 or more yards.....	150 by Tevin Coleman, Indiana (10/4/14); 102 by D. Roberts by Indiana (10/4/14)
Had a player rush for 150 or more yards.....	177 by Aaron Jones, UTEP (11/15/14)
Had a player rush for 200 or more yards.....	245 by Antonio Andrews, WKU (11/24/12)
Had a player rush for 2 or more TD's.....	2 by Matt Davis, SMU (9/12/15)
Had a player rush for 3 or more TD's.....	5 by Aaron Jones, UTEP (11/15/14)

Individual Passing

Had a player pass for 300 or more yards.....	305 by Nick Mullen, Southern Miss, (10/18/14)
Had a player pass for 400 or more yards.....	408 by Aaron Murray, Georgia (9/21/13)
Had a player pass for 3 or more TD's.....	3 by Nate Sudfeld, Indiana (10/4/14)
Had a player pass for 4 or more TD's.....	5 by Cody Sokol, La Tech (9/11/14)

Individual Receiving

Had a player receive 150 or more yards.....	187 by Patrick Edwards, Houston, (9/10/11)
Had a player receive 200 or more yards.....	263 by Trevor Insley, Nevada (10/30/99)
Had 2 players receive 100 or more yards.....	140 by Kyle Griswold; 121 by Anthony Amos, MTSU (10/27/12)
Had a player receive 3 or more TD's.....	3 by Jason Chery, Louisiana-Lafayette (10/11/08)

Scoring

Scored 30 or more points.....	31 by SMU (9/12/15)
Scored 40 or more points.....	41 by Rice (10/25/14)
Scored 50 or more points.....	56 by UAB (10/11/14)
Scored 60 or more points.....	77 by Rice (9/27/08)

Returned a kickoff for a TD.....	100 yards by Luther Ambrose, ULM, (10/22/11)
Returned a punt for a TD.....	74 yards by Richie Leonard, FIU, (11/22/14)
Returned an INT for a TD.....	71 yards by Jeremiah McKinnon, FIU (11/22/14)
Returned a fumble for a TD.....	40 yards by Jontavious Morris, UAB, (10/11/14)
Returned a blocked punt for a TD.....	33 yards by Andrew Joseph, Louisiana- Lafayette (10/10/09)
Returned a blocked FG for a TD.....	62 yards by Derrick Strozier, Tulane (10/5/13)
Recorded a safety.....	Team, Troy, (10/24/09)

North Texas Overtime Record (1-1)

October 7, 2006

North Texas 25 FIU 22 7 OT's

September 12, 2009

Ohio 31 North Texas 30 2OT's

NORTH TEXAS FOOTBALL

MEAN GREEN SEASON AND CAREER HIGHS - OFFENSE



Andrew McNulty
Sr • 6-1 • 211
Iowa City, Iowa
Quarterback

#5

2015 Season Highs

Attempts 34 at SMU (9/12/15)
Completions 16 at SMU (9/12/15)
Passing Yards 128 at SMU (9/12/15)
Passing TD's
Longest Pass 19 at SMU (9/12/15)
Rushing Yards -9 at SMU (9/12/15)
Longest Rush 1 at SMU (9/12/15)

Career Highs

Attempts 43 at UTSA (11/29/14)
Completions 24 at UTSA (11/29/14)
Passing Yards 287, twice
Passing TD's 1, six times
Longest Pass 51 at Rice (10/25/14)
Rushing Yards 67 at UTEP (11/15/14)
Longest Rush 65 at UTEP (11/15/14)



Josh Greer
Jr • 6-5 • 212
Arlington, Texas
Quarterback


#8

2015 Season Highs

Attempts
Completions
Passing Yards
Passing TD's
Longest Pass
Rushing Yards
Longest Rush

Career Highs

Attempts 27 vs. LA Tech (9/11/14)
Completions 13 vs. LA Tech (9/11/14)
Passing Yards 86 vs. SMU (9/6/14)
Passing TD's
Longest Pass 23 vs. LA Tech (9/11/14)
Rushing Yards -2 vs. SMU (9/6/14)
Longest Rush 5 vs. LA Tech (9/11/14)



Antoinne Jimmerson
Sr • 5-9 • 220
Dallas, Texas
Running Back


#22

2015 Season Highs

Rushes 9 at SMU (9/12/15)
Rushing Yards 40 at SMU (9/12/15)
Longest Rush 25 at SMU (9/12/15)
Long Reception 2 at SMU (9/12/15)
Touchdowns 1 at SMU (9/12/15)
100-yard rushing games

Career Highs

Rushes 17 vs. FAU (11/8/14)
Rushing Yards 139 vs. Texas So. (9/8/12)
Longest Rush 45 vs. Kansas St. (9/15/12)
Long Reception 78 vs. ULL (10/16/12)
Touchdowns 2, three times
100-yard rushing games 2



Jeffrey Wilson
So • 6-0 • 195
Elkhart, Texas
Running Back

#26

2015 Season Highs

Rushes
Rushing Yards
Longest Rush
Long Reception
Touchdowns
100-yard rushing games

Career Highs

Rushes 19 at UTSA (11/29/14)
Rushing Yards 105 at UTSA (11/29/14)
Longest Rush 20 at UTSA (11/29/14)
Long Reception 29 at UTEP (11/15/14)
Touchdowns 1 at UTEP (11/15/14)
100-yard rushing games 1



Carlos Harris
Sr • 5-8 • 185
Frisco, Texas
Wide Receiver

#9

2015 Season Highs

Receptions 5 at SMU (9/12/15)
Receiving Yards 40 at SMU (9/12/15)
Touchdowns
Long Reception 14 at SMU (9/12/15)
100-Yard Receiving Games

Career Highs

Receptions 15 vs. Southern Miss (10/18/14)
Receiving Yards 216 vs. Southern Miss (10/18/14)
Touchdowns 1, five times
Long Reception 51 at Rice (10/25/14)
100-Yard Receiving Games 3



Darvin Kiddy
Jr • 6-0 • 183
Missouri City, Texas
Wide Receiver

#4

2015 Season Highs

Receptions 1 at SMU (9/12/15)
Receiving Yards 12 at SMU (9/12/15)
Touchdowns
100-Yard Receiving Games
Long Reception 12 at SMU (9/12/15)
Long Punt Return

Career Highs

Receptions 4 vs. Ball St. (9/14/14)
Receiving Yards 47 vs. Ball St. (9/14/14)
Touchdowns
100-Yard Receiving Games
Long Reception 25 vs. Nicholls (9/20/14)
Long Kickoff Return 100 at Rice (10/25/14)
Long Punt Return 75 vs. Nicholls (9/20/14)



Turner Smiley
So • 6-0 • 189
Frisco, Texas
Wide Receiver


#1

2015 Season Highs

Receptions 3 at SMU (9/12/15)
Receiving Yards 42 at SMU (9/12/15)
Touchdowns
Long Reception 19 at SMU (9/12/15)
100-Yard Receiving Games

Career Highs

Receptions 4 at UAB (10/11/15)
Receiving Yards 77 at UAB (10/11/15)
Touchdowns 1 at UAB (10/11/15)
Long Reception 44 at UAB (10/11/15)
100-Yard Receiving Games 1



Tee Goree
Fr • 6-3 • 173
Carthage, Texas
Wide Receiver

#3

2015 Season Highs

Receptions 1 at SMU (9/12/15)
Receiving Yards -11 at SMU (9/12/15)
Touchdowns
Long Reception
100-Yard Receiving Games

Career Highs

Receptions 1 at SMU (9/12/15)
Receiving Yards -11 at SMU (9/12/15)
Touchdowns
Long Reception
100-Yard Receiving Games

NORTH TEXAS FOOTBALL

MEAN GREEN SEASON AND CAREER HIGHS - OFFENSE/DEFENSE/SPECIAL TEAMS



Marcus Smith
Sr • 6-4 • 242
San Antonio, Texas
Tight End

#18

2015 Season Highs

Receptions 2 at SMU (9/12/15)
Receiving Yards 18 at SMU (9/12/15)
Touchdowns
Long Reception 9 at SMU (9/12/15)

Career Highs

Receptions 3, twice
Receiving Yards 55 vs. Nicholls (9/20/14)
Touchdowns 1, six times
Long Reception 41 vs. Nicholls (9/20/14)



Chad Polk
Sr • 6-0 • 231
Dallas, Texas
Defensive End

#42

2015 Season Highs

Tackles
Tackles For Loss
Sacks
Interceptions

Career Highs

Tackles 7 vs. Nicholls (9/20/14)
Tackles For Loss 3.0 vs. FAU (11/8/14)
Sacks 2.0 vs. Nicholls (9/20/14)
Interceptions



Jarrian Roberts
Jr • 6-2 • 252
Clarksville, Texas
Defensive End


#30

2015 Season Highs

Tackles 1 at SMU (9/12/15)
Tackles For Loss
Sacks
Interceptions

Career Highs

Tackles 3, five times
Tackles For Loss 2.0 at Texas (8/30/14)
Sacks 1.0, twice
Interceptions



Austin Orr
Sr • 6-4 • 264
Seabrook, Texas
Defensive Tackle

#91

2015 Season Highs

Tackles 1 at SMU (9/12/15)
Tackles For Loss 1.0 at SMU (9/12/15)
Sacks
Interceptions

Career Highs

Tackles 7 at UTEP (11/15/15)
Tackles For Loss 1.0, four times
Sacks 1.0, twice
Interceptions



Malik Dilonga
Jr • 6-4 • 252
Cedar Hill, Texas
Defensive End


#56

2015 Season Highs

Tackles 1 at SMU (9/12/15)
Tackles For Loss
Sacks
Interceptions

Career Highs

Tackles 4 vs. Nicholls (9/20/14)
Tackles For Loss 1.5, twice
Sacks 1.0, twice
Interceptions



Andy Flusche
So • 6-3 • 259
Cedar Hill, Texas
Defensive End

#99

2015 Season Highs

Tackles 3 at SMU (9/12/15)
Tackles For Loss 0.5 at SMU (9/12/15)
Sacks
Interceptions

Career Highs

Tackles 4 vs. Nicholls (9/20/14)
Tackles For Loss 1.0, twice
Sacks 1.0 vs. Nicholls (9/20/14)
Interceptions



Fred Scott
Jr • 5-11 • 233
Kennedale, Texas
Linebacker

#32

2015 Season Highs

Tackles 5 at SMU (9/12/15)
Tackles For Loss
Sacks
Interceptions

Career Highs

Tackles 7, twice
Tackles For Loss 1.0, three times
Sacks
Interceptions



Brandon Garner
Fr • 5-11 • 225
Mansfield, Texas
Linebacker

#37

2015 Season Highs

Tackles 2 at SMU (9/12/15)
Tackles For Loss
Sacks
Interceptions

Career Highs

Tackles 2 at SMU (9/12/15)
Tackles For Loss
Sacks
Interceptions



Blake Bean
Sr • 6-1 • 223
El Dorado, Kansas
Linebacker

#27

2015 Season Highs

Tackles 10 at SMU (9/12/15)
Tackles For Loss
Sacks
Interceptions

Career Highs

Tackles 10 at SMU (9/12/15)
Tackles For Loss
Sacks
Interceptions

NORTH TEXAS FOOTBALL

MEAN GREEN SEASON AND CAREER HIGHS - DEFENSE/SPECIAL TEAMS



Anthony Wallace
Sr • 6-0 • 227
Dallas, Texas
Linebacker

#43

2015 Season Highs

Tackles 3 at SMU (9/12/15)
Tackles For Loss
Sacks
Interceptions

Career Highs

Tackles 5 vs. Texas (8/30/14)
Tackles For Loss
Sacks
Interceptions



Kishawn McClain
So • 5-11 • 201
Rosenberg, Texas
Safety


#23

2015 Season Highs

Tackles 9 at SMU (9/12/15)
Tackles For Loss
Sacks
Interceptions

Career Highs

Tackles 9, twice
Tackles For Loss 0.5 at UTEP (11/15/14)
Sacks
Interceptions 1 vs. S. Miss (10/18/14)



Trevor Moore
So. • 5-11 • 194
Edmond, Oklahoma
Kicker


#30

2015 Season Highs

Longest Kick 25 at SMU (9/12/15)
FG in a game 2 at SMU (9/12/15)

Career Highs

Longest Kick 47 vs. SMU (9/6/14)
FG in a game 5 vs. SMU (9/6/14)



Zac Whitfield
Sr • 5-9 • 190
Sherman, Texas
Cornerback

#24

2015 Season Highs

Tackles 4 at SMU (9/12/15)
Tackles For Loss
Sacks
Interceptions

Career Highs

Tackles 10 vs. Arkansas St. (11/3/12)
Tackles For Loss 1.0 vs. SMU (9/6/14)
Sacks
Interceptions 2 vs. La. Tech (10/19/13)



James Gray
Jr • 6-0 • 190
Atlanta, Georgia
Safety


#21

2015 Season Highs

Tackles 6 at SMU (9/12/15)
Tackles For Loss
Sacks
Interceptions

Career Highs

Tackles 6 at SMU (9/12/15)
Tackles For Loss
Sacks
Interceptions



Blake Macek
Jr • 5-11 • 190
Sulphur Springs, Texas
Punter

#40

2015 Season Highs

Longest Punt 40 at SMU (9/12/15)
Number of Punts 1

Career Highs

Longest Punt 61 vs Georgia (9/21/13)
Number of Punts 9 vs Georgia (9/21/13)



Chad Davis
Jr • 5-10 • 181
Richmond, Texas
Cornerback

#16

2015 Season Highs

Tackles 3 at SMU (9/12/15)
Tackles For Loss 1.0 at SMU (9/12/15)
Sacks 1.0 at SMU (9/12/15)
Interceptions

Career Highs

Tackles 3 at SMU (9/12/15)
Tackles For Loss 1.0 at SMU (9/12/15)
Sacks 1.0 at SMU (9/12/15)
Interceptions 1 vs. FIU (11/22/14)



Cedric Fernandes
Fr • 5-10 • 176
Arlington, Texas
Safety


#14

2015 Season Highs

Tackles 6 at SMU (9/12/15)
Tackles For Loss 1.0 at SMU (9/12/15)
Sacks
Interceptions

Career Highs

Tackles 6 at SMU (9/12/15)
Tackles For Loss 1.0 at SMU (9/12/15)
Sacks
Interceptions



Eric Keena
Jr. • 6-2 • 175
Keller, Texas
Punter

#84

2015 Season Highs

Longest Punt 55 at SMU (9/12/15)
Number of Punts 4 at SMU (9/12/15)

Career Highs

Longest Punt 71 at UAB (10/11/14)
Number of Punts 7, three times

NORTH TEXAS FOOTBALL

DEPTH CHART

OFFENSE

LT	71	JORDAN MURRAY, 6-9, 360, Fr., HS, COPPELL, TX
	66	MICHAEL BANOGU, 6-5, 299, Sr., SQ, MCKINNEY, TX
LG	64	SAM RICE, 6-4, 297, Jr. TR, COPPELL, TX
	60	AVERY FORTENBERRY, 6-5, 297, Fr., RS, ERA, TX
C	50	KAYDON KIRBY, 6-3, 320, Jr., 2L, FLOWER MOUND, TX
	54	CREIGHTON BARR, 6-3, 302, Fr, HS FLOWER, MOUND, TX -OR- 73 GARRETT GUNTER, 6-4, 293, Jr. TR, SPRING BRANCH, TX
RG	65	MICAH THOMPSON, 6-4, 299, Sr., 2L, JONES, OK
	77	ELEX WOODWORTH, 6-4, 284, Fr., HS, MESQUITE, TX
RT	67	CHRIS MILES, 6-4, 299, Fr., RS, FLOWER, MOUND, TX
	72	RYAN RENTFRO, 6-4, 314, Jr., 1L, FLOWER MOUND, TX
WR	1	TURNER SMILEY, 6-0, 189, So., 1L, FRISCO, TX
	2	O'KEERON RUTHERFORD, 6-5, 190, Fr., RS, CARTHAGE, TX
WR	9	CARLOS HARRIS, 5-8, 185, Sr., 3L, FRISCO, TX-
	11	THADDEOUS THOMPSON, 6-2, 202, Jr., TR, CIBOLO, TX
WR	3	TEE GOREE, 6-3, 173, Fr., RS, CARTHAGE, TX
	4	DARVIN KIDSY, 6-0, 183, Jr., 2L, MISSOURI CITY, TX
TE	18	MARCUS SMITH, 6-4, 242, Sr., 2L, SAN ANTONIO, TX
	14	CHRIS LOVING, 6-4, 258, Sr., 1L, KLEIN, TX
RB	22	ANTOINETTE JIMMERSON, 5-9, 220, Sr., 3L, DALLAS, TX
	25	ANDREW TUCKER, 6-0, 203, So., 1L, TYLER TX
QB	5	ANDREW McNULTY, 6-1, 211, Sr, 2L, IOWA CITY, IA
	8	JOSH GREER, 6-4, 215, Jr., 1L, ARLINGTON, TX

DEFENSE

DT	91	AUSTIN ORR, 6-4, 264, Sr., 2L, SEABROOK, TX
	49	RODERICK YOUNG, 6-1, 287, Fr., HS, SPRING, TX
DT	48	SIR CALVIN WALLACE, 6-2, 308, Jr., 1L, TYLER, TX
	15	T.J. TAAUALO, 6-2, 287, Fr., RS, KELLER, TX
DE	30	JARRIAN ROBERTS, 6-2, 252, Jr., 1L, CLARKSVILLE, TX
	42	CHAD POLK, 6-0, 231, Sr., 3L, DALLAS, TX -OR- 7 JAREID COMBS, 6-3, 258, Jr., TR, MINNEAPOLIS, MN
DE	56	MALIK DILONGA, 6-4, 264, Jr., 1L, CEDAR HILL, TX
	90	TILLMAN JOHNSON, 6-1, 248, So., 1L, ROUND ROCK, TX -OR- 99 ANDY FLUSCHE, 6-3, 259, So., 1L, MUENSTER, TX
MLB	27	BLAKE BEAN, 6-1, 223, Sr., TR, EL DORADO, KS
	43	ANTHONY WALLACE, 6-0, 227, Sr. 1L, DALLAS, TX
OLB	32	FRED SCOTT, 5-11, 233, Jr., 1L, KENNEDALE, TX -OR-
	17	CORTNEY FINNEY, 5-11, 220, Jr., TR, BAY CITY, TX
OLB	37	BRANDON GARNER, 5-11, 225, Fr., RS, MANSFIELD, TX -OR-
	3	CALVIN MINOR, 6-3, 213, So., 1L, LEWISVILLE, TX
CB	24	ZAC WHITFIELD, 5-9, 190, Sr., 3L, SHERMAN, TX
	41	ASHTON PRESTON, 5-10, 183, Fr., HS, EDMOND, OK
CB	16	CHAD DAVIS, 5-10, 181, Jr., 2L, RICHMOND, TX
	8	JAMAL MARSHALL, 6-2, 203, Sr., 3L, MISSOURI CITY, TX
FS	34	KISHAWN McCLAIN, 5-11, 201, So., 1L, ROSENBERG, TX
	5	MATTHEW DASH, 6-0, 188, Sr., SQ, WILLINGBORO, NJ
SS	21	JAMES GRAY, 6-0, 190, Jr., TR, ATLANTA, GA
	14	CEDRICK FERNANDES, 5-10, 176, Fr., RS, ARLINGTON, TX

SPECIAL TEAMS

PK	30	TREVOR MOORE, 5-11, 194, So., 1L, EDMOND, OK
	84	ERIC KEENA, 6-2, 175, Jr., 1L, KELLER, TX
P	84	ERIC KEENA, 6-2, 175, Jr., 1L, KELLER, TX
	40	BLAKE MACEK, 5-11, 190, Jr., 2L, SULPHUR SPRINGS, TX
KR	4	DARVIN KIDSY, 6-0, 183, Jr., 2L, MISSOURI CITY, TX
	21	JAMES GRAY, 6-0, 190, Jr., TR, ATLANTA, GA
PR	4	DARVIN KIDSY, 6-0, 183, Jr., 2L, MISSOURI CITY, TX
	58	TONY JOHNSON, 6-1, 216, Jr., 1L, FORT WORTH, TX
PH	40	BLAKE MACEK, 5-11, 190, Jr., 2L, SULPHUR SPRINGS, TX
KO	84	ERIC KEENA, 6-2, 175, Jr., 1L, KELLER, TX

Pronunciation Guide

Michael Banogu	Ban-nuh-goo
Jareid Combs.....	Jared
Malik Dilonga.....	Ma-Leek Dill-Long-UH
B.J. Ebozue	E-Bose-E
Andy Flusche.....	Flu-Shee
Tee Goree	T- Gore-E
Mustafa Haboul.....	HA-Boul
Eric Keena.....	Kean-NAH
Blake Macek.....	MA-Sick
Jakii Moore	Juh-Key
John Schilleci.....	Sha-Lay-See
T.J. Tauaalo.....	Tu-AH-Low
Elex Woodworth	EL-X Woodworth

NORTH TEXAS FOOTBALL

MEAN GREEN CAREER STARTS

<u>WR</u>	
Smiley	5

<u>RB</u>	
Jimmerson	3
Wilson	1
Tucker	1

<u>WR</u>	
Harris	25
Goree	1

<u>FB</u>	
Lynn	2

<u>QB</u>	
McNulty	9
Greer	3

<u>WR</u>	
Kidsy	6

<u>TE</u>	
M. Smith	11

<u>RT</u>	
Miles	1

<u>RG</u>	
Thompson	1

<u>C</u>	
Kirby	26

<u>LG</u>	
Rice	7*

*- six starts at SMU in '13

<u>LT</u>	
Banogu	3

<u>DE</u>	
Roberts	6

<u>DT</u>	
Wallace	10

<u>DT</u>	
Orr	5

<u>DE</u>	
Polk	13
Dilonga	4

<u>LOLB</u>	
Ellis	6
Marshall	4
Minor	3
Garner	1

<u>MLB</u>	
Scott	12
Bean	1

<u>ROLB</u>	
Finney	0
Scott	1

<u>CB</u>	
Buyers	23
Whitfield	xx

<u>CB</u>	
Davis	1

<u>SS</u>	
McClain	4

<u>FS</u>	
Gray	1

NORTH TEXAS FOOTBALL

ROSTER - NUMERICAL

No.	Name	Pos.	Ht.	Wt.	Cl.	Exp	Hometown (Last School)
1	Smiley, Turner	WR	6-0	189	So.	1L	Frisco, Texas (Wakeland HS)
2	Rutherford, O'Keeron	WR	6-5	190	Fr.	RS	Carthage, Texas (Carthage HS)
3	Goree, Tee	WR	6-3	173	Fr.	RS	Carthage, Texas (Carthage HS)
3	Minor, Calvin	LB	6-3	213	So.	1L	Lewisville, Texas (Lewisville HS)
4	Kidsy, Darvin	WR	6-0	183	Jr.	2L	Missouri City, Texas (Elkins HS)
4	Moore, Jakii	DB	6-1	203	Jr.	TR	Tulsa, Oklahoma (UAB)
5	Dash, Matthew	DB	6-0	188	Sr.	SQ	Willingboro, New Jersey (LA Pierce JC)
5	McNulty, Andrew	QB	6-1	211	Sr.	2L	Iowa City, Iowa (Iowa City HS)
6	Ellis, Sed	LB	6-3	201	Jr.	2L	Paris, Texas (Paris HS)
7	Combs, Jareid	DE	6-3	258	Jr.	TR	Minneapolis, Minnesota (Iowa Central CC)
7	Means, Connor	QB	6-4	215	Fr.	RS	Deer Park, Texas (Deer Park HS)
8	Greer, Josh	QB	6-5	212	Jr.	1L	Arlington, Texas (Navarro JC)
8	Marshall, Jamal	DB	6-3	203	Sr.	3L	Missouri City, Texas (Fort Bend Elkins HS)
9	Harris, Carlos	WR	5-8	185	Sr.	3L	Frisco, Texas (Frisco HS)
10	Jackson, Rashad	DB	5-10	171	Jr.	TR	Missouri City, Texas (New Mexico)
10	Smith, DaMarcus	QB	6-1	216	Jr.	TR	Louisville, Kentucky (Butler CC)
11	Jackson, Vershad	DB	5-10	170	Jr.	TR	Missouri City, Texas (New Mexico)
11	Thompson, Thaddeous	WR	6-2	202	Jr.	TR	Cibola, Texas (Scottsdale CC)
11	Wells, Sam	DB	6-0	193	Fr.	RS	Commerce, Texas (Commerce HS)
13	Cousins, Josh	QB	6-1	207	So.	TR	Argyle, Texas (Northeastern Oklahoma State)
13	Johnson, Tre	WR	5-6	153	Jr.	TR	San Antonio, Texas (Cisco JC)
13	Rhone, Kerrick	DB	5-10	180	Sr.	TR	Pflugerville, Texas (Kent State)
14	Fernandes, Cedric	DB	5-10	176	Fr.	RS	Arlington, Texas (Martin HS)
14	Loving, Chris	TE	6-4	258	Sr.	1L	Klein, Texas (Blinn CC)
15	Chumley, Caleb	QB	6-5	240	Fr.	HS	Longview, Texas (Pine Tree HS)
15	Tauaalo, T.J.	DT	6-2	287	Fr.	RS	Keller, Texas (Central HS)
16	Davis, Chad	DB	5-10	181	Jr.	2L	Richmond, Texas (Bush HS)
16	Grimm, Nate	WR	6-4	207	Fr.	RS	Cedar Park, Texas (New Mexico St.)
17	Finney Cortney	LB	5-11	220	Jr.	TR	Bay City, Texas (Trinity Valley CC)
18	Smith, Marcus	TE	6-4	242	Sr.	2L	San Antonio, Texas (Warren HS)
19	Schilleci, John	DB	6-0	201	Jr.	2L	Denton, Texas (Guyer HS)
19	Shanbour, Quinn	QB	6-0	191	So.	SQ	Oklahoma City, Oklahoma (Heritage Hall HS)
20	Rollins, Rex	RB	6-1	206	Jr.	1L	Tyler, Texas (Chapel Hill HS)
21	Gray, James	DB	6-0	190	Jr.	TR	Atlanta, Georgia (Fort Scott CC)
22	Jimmerson, Antoine	RB	5-9	220	Sr.	3L	Dallas, Texas (DeSoto HS)
23	McClain, Kishawn	DB	5-11	201	So.	1L	Rosenberg, Texas (Terry HS)
24	Whitfield, Zac	DB	5-9	190	Sr.	3L	Sherman, Texas (Sherman HS)
25	Tucker, Andrew	RB	6-0	203	So.	1L	Tyler, Texas (Chapel Hill HS)
26	Wilson, Jeffrey	RB	6-0	195	So.	1L	Elkhart, Texas (Elkhart HS)
27	Bean, Blake	LB	6-1	223	Sr.	TR	El Dorado, Kansas (Buffalo)
27	Prater, Derris	WR	6-1	175	Fr.	HS	Copperas Cove, Texas (Copperas Cove HS)
29	Ivery, Willy	RB	5-9	185	So.	SQ	Sulphur Springs, Texas (Sulphur Springs HS)
29	Strauss, Garrett	DB	6-0	195	Fr.	HS	San Antonio, Texas (Reagan HS)
30	Moore, Trevor	K	5-11	194	So.	1L	Edmond, Oklahoma (Edmond North HS)
30	Roberts, Jarrian	DE	6-2	252	Jr.	1L	Clarksville, Texas (Clarksville HS)
31	Buyers, Kenny	DB	5-11	185	Sr.	2L	Hurst, Texas (L.D. Bell HS)
31	Shields, Tim	WR	5-7	174	Jr.	TR	Dallas, Texas (Tyler JC)
32	Ezzard, A.J.	RB	5-10	207	Fr.	RS	Southlake, Texas (Carroll HS)
32	Scott, Fred	LB	5-11	233	Jr.	1L	Kennedale, Texas (Kennedale HS)
34	Brooks, Nate	DB	6-0	170	Fr.	HS	Whitehouse, Texas (Whitehouse HS)
34	Porter, Marcell	RB	5-7	177	So.	TR	Abilene, Texas (West Texas A&M)
36	Maki, Cannon	FB	6-0	230	Fr.	RS	Fort Worth, Texas (All Saints HS)
36	Montgomery, Jalen	LB	5-11	217	So.	SQ	Mesquite, Texas (Mesquite HS)
37	Davis, Connor	WR	5-10	193	Jr.	TR	Grapevine, Texas (Texas Lutheran)
37	Garner, Brandon	LB	5-11	225	Fr.	RS	Mansfield, Texas (Timberview HS)
38	Jones, Andrew	DB	6-1	173	Fr.	RS	Mesquite, Texas (North Mesquite HS)
39	Lynn, Jarrod	TE	6-0	244	Sr.	1L	Grapevine, Texas (Grapevine HS)
39	Robinson, Taylor	DB	5-11	191	Fr.	HS	Keller, Texas (Central HS)
40	Macek, Blake	P	5-11	190	Jr.	2L	Sulphur Springs, Texas (Sulphur Springs HS)
41	Preston, Ashton	DB	5-10	183	Fr.	HS	Edmond, Oklahoma (Santa Fe HS)
42	Polk, Chad	DE	6-0	231	Sr.	3L	Dallas, Texas (Woodrow Wilson HS)
43	Wallace, Anthony	LB	6-0	227	Sr.	1L	Dallas, Texas (Oregon)
44	Moore, Sid	DL	6-1	261	So.	1L	Van, Texas (Van HS)
44	Nelson, Taylor	RB	5-11	195	So.	TR	Carrollton, Texas (Prince of Peace HS)
46	Smith, A.J.	LB	6-2	225	Sr.	SQ	Miami, Oklahoma (NE Oklahoma A&M)
47	Johnson, Terrance	DL	6-4	257	Fr.	RS	Round Rock, Texas (McNeil HS)
48	Wallace, Sir Calvin	DT	6-2	308	Jr.	1L	Tyler, Texas (Chapel Hill HS)
49	Young, Roderick	DT	6-1	287	Fr.	HS	Spring, Texas (Dekaney HS)
50	Kirby, Kaydon	OL	6-3	320	Jr.	2L	Flower Mound, Texas (Flower Mound HS)
50	Smith, Dakota	DE	6-4	234	Jr.	TR	Plano, Texas (Trinity Valley CC)
51	Davis, Jake	DS	6-0	210	Fr.	RS	Katy, Texas (Seven Lakes HS)
51	McNair, Darrien	LB	6-3	211	Fr.	HS	Ocala, Florida (Trinity Catholic HS)
52	Schwartz, Braelon	LB	6-0	226	So.	RS	Arlington, Texas (Stephen F. Austin)
53	LeMasters, William	LB	6-2	213	Fr.	HS	Dallas, Texas (Parish Episcopal HS)
54	Barr, Creighton	OL	6-3	302	Fr.	HS	Flower Mound, Texas (Marcus HS)
56	Dilonga, Malik	DE	6-4	264	Jr.	1L	Cedar Hill, Texas (Trinity Christian School)
57	Garror, Joustin	LB	5-11	223	Jr.	TR	Mobile, Alabama (Baker HS)
57	Santos, Bernie	OL	6-3	320	Fr.	HS	Denton, Texas (Guyer HS)
58	Johnson, Tony	DS	6-1	216	Jr.	1L	Fort Worth, Texas (South Grand Prairie HS)
60	Fortenberry, Avery	OL	6-5	297	Fr.	RS	Era, Texas (Era HS)
61	Kyle, Darin	DS	6-2	230	So.	HS	Spring, Texas (Klein Collins HS)
62	Weideman, Nick	LB	6-3	200	Fr.	HS	McKinney, Texas (McKinney Christian School)
64	Rice, Sam	OL	6-4	297	Jr.	TR	Coppell, Texas (SMU)
65	Thompson, Micah	OL	6-4	300	Sr.	2L	Jones, Oklahoma (Jones HS)
66	Banogu, Michael	OL	6-5	299	Sr.	SQ	McKinney, Texas (Prosper HS)
67	Miles, Chris	OL	6-4	299	Fr.	RS	Flower Mound, Texas (Flower Mound HS)
68	Munden, Chett	OL	6-5	305	Fr.	HS	Marshall, Texas (Marshall HS)
69	Mealey, Kyle	OL	6-2	302	Fr.	HS	Austin, Texas (Bowie HS)
70	Keenan, Trey	OL	6-5	272	Jr.	TR	Argyle, Texas (Texas Tech)
71	Murray, Jordan	OL	6-9	360	Fr.	HS	Coppell, Texas (Coppell HS)
72	Rentfro, Ryan	OL	6-4	314	Jr.	1L	Flower Mound, Texas (Marcus HS)
73	Gunter, Garrett	OL	6-4	293	Jr.	TR	Spring Branch, Texas (Trinity Valley CC)
74	Siegert, Jordan	OL	6-5	313	Fr.	HS	Cedar Park, Texas (Cedar Park HS)
76	Sorge, Harrison	OL	6-5	311	So.	SQ	Wichita Falls, Texas (Rider HS)
77	Woodworth, Elex	OL	6-4	284	Fr.	HS	Mesquite, Texas (Horn HS)
78	Trussell, Connor	OL	6-5	303	Jr.	SQ	Arlington, Texas (Martin HS)
79	Walker, Dominick	OL	6-5	294	So.	SQ	Sugar Land, Texas (Austin HS)
80	Bendy, Rodney	WR	6-5	196	Fr.	HS	Tyler, Texas (John Tyler HS)
81	Khan, Daniel	WR	5-11	180	Fr.	RS	Sherman Oaks, California (Notre Dame HS)
82	Bradley II, D'Aundrey	WR	6-2	180	Fr.	HS	Cedar Hill, Texas (Cedar Hill HS)
83	Culberson, Gavin	WR	5-11	188	Fr.	HS	Magnolia, Texas (Magnolia HS)
84	Keena, Eric	P	6-2	175	Jr.	1L	Keller, Texas (Sunrise Mountain HS)
85	Ebozue, B.J.	WR	5-11	197	So.	TR	Grand Prairie, Texas (Evangel University)
86	Dillman, Kevin	TE	6-4	249	Fr.	HS	Denton, Texas (Guyer HS)
87	Smith, Kelvin	TE	6-2	252	Fr.	HS	Spring, Texas (Dekaney HS)
88	Reinhardt, Wylie	TE	6-4	261	So.	SQ	Saginaw, Texas (Saginaw HS)
89	Robinson, Willie	WR	6-0	185	Jr.	TR	Fort Worth, Texas (Tyler JC)
90	Johnson, Tillman	DE	6-1	248	So.	1L	Round Rock, Texas (McNeil HS)
91	Orr, Austin	DT	6-4	264	Sr.	2L	Seabrook, Texas (Clear Lake HS)
92	Enterline, Trey	DS	6-3	225	Jr.	SQ	Arlington, Texas (Martin HS)
92	Flewellen, Christian	FB	6-0	240	Jr.	HS	Duncanville, Texas (Duncanville HS)
93	Combes, Julius	DT	6-1	313	Fr.	HS	Washington, D.C. (DeMatha HS)
94	Haboul, Mustafa	DT	6-0	265	Jr.	SQ	Arlington, Texas (Martin HS)
95	Howard, Eli	DE	6-4	247	Fr.	HS	San Angelo, Texas (Central HS)
97	Harrison, DeMikal	DT	6-3	324	Fr.	HS	Midwest City, Oklahoma (Midwest HS)
98	Wegmann, R.D.	DT	6-3	265	Fr.	HS	Wichita Falls, Texas (Rider HS)
99	Flusche, Andy	DE	6-3	259	So.	1L	Muenster, Texas (Muenster HS)

NORTH TEXAS FOOTBALL

2015 NORTH TEXAS COMBINED TEAM STATISTICS

Date	Opponent	Score		Att.	Record:	Overall	Home	Away	Neutral					
Sep 12, 2015	at SMU	L	13-31	25401	All games	0-1	0-0	0-1	0-0					
					Conference	0-0	0-0	0-0	0-0					
					Non-Conference	0-1	0-0	0-1	0-0					
					Team Statistics			NT	OPP					
Rushing					gp	att	gain	loss	net	avg	td	lg	avg/g	
TUCKER, Andrew					1	10	50	0	50	5.0	0	18	50.0	
JIMMERSON, A.					1	9	43	3	40	4.4	1	25	40.0	
HARRIS, Carlos					1	1	12	0	12	12.0	0	12	12.0	
SMILEY, Turner					1	1	10	0	10	10.0	0	10	10.0	
ROLLINS, Rex					1	2	8	0	8	4.0	0	6	8.0	
EZZARD, A.J.					1	3	7	0	7	2.3	0	5	7.0	
LYNN, Jarrod					1	2	1	1	0	0.0	0	1	0.0	
Total					1	33	133	21	112	3.4	1	25	112.0	
Opponents					1	53	305	32	273	5.2	2	50	273.0	
Passing					gp	effic	comp-att-int	pct	yds	td	lg	avg/g		
MCNULTY, Andrew					1	66.92	16-34-2	47.1	128	0	19	128.0		
Total					1	66.92	16-34-2	47.1	128	0	19	128.0		
Opponents					1	158.18	17-24-0	70.8	171	2	27	171.0		
Receiving					gp	no.	yds	avg	td	lg	avg/g			
HARRIS, Carlos					1	5	40	8.0	0	14	40.0			
SMILEY, Turner					1	3	42	14.0	0	19	42.0			
LOVING, Chris					1	2	22	11.0	0	12	22.0			
SMITH, Marcus					1	2	18	9.0	0	9	18.0			
KIDSY, Darvin					1	1	12	12.0	0	12	12.0			
ROLLINS, Rex					1	1	3	3.0	0	3	3.0			
JIMMERSON, A.					1	1	2	2.0	0	2	2.0			
GOREE, Tee					1	1	-11	-11.0	0	0	-11.0			
Total					1	16	128	8.0	0	19	128.0			
Opponents					1	17	171	10.1	2	27	171.0			
Field Goals					fg	pct.	01-19	20-29	30-39	40-49	50-99	lg	blk	
MOORE, Trevor					2-3	66.7	0-0	2-2	0-0	0-1	0-0	25	0	
Scoring					td	fg	kick	PAT			dxp	saf	pts	
MOORE, Trevor					-	2-3	1-1	-	-	-	-	-	-	7
JIMMERSON, A.					1	-	-	-	-	-	-	-	6	
Total					1	2-3	1-1	-	-	-	-	-	13	
Opponents					4	1-1	4-4	-	-	-	-	-	31	
Score by Quarters					1st	2nd	3rd	4th	OT	Total				
North Texas					3	3	7	0	0	13				
Opponents					7	0	3	21	0	31				
Interceptions					no.	yds	avg	td	lg					
Punting					no.	yds	avg	lg	tb	fc	i20	50+	blk	
KEENA, Eric					4	167	41.8	55	0	1	1	1	0	
MACEK, Blake					1	40	40.0	40	1	0	0	0		
Punt Returns					no.	yds	avg	td	lg					
KIDSY, Darvin					2	18	9.0	0	13					
Total					2	18	9.0	0	13					
Opponents					2	24	12.0	0	13					
Kick Returns					no.	yds	avg	td	lg					
SMILEY, Turner					1	15	15.0	0	15					
BRADLEY, D.					1	21	21.0	0	21					
Total					2	36	18.0	0	21					
Opponents					2	34	17.0	0	18					
All Purpose					g	rush	rcv	pr	kr	ir	total	avg/g		
SMILEY, Turner					1	10	42	0	15	0	67	67.0		
HARRIS, Carlos					1	12	40	0	0	0	52	52.0		
TUCKER, Andre					1	50	0	0	0	0	50	50.0		
JIMMERSON, A.					1	40	2	0	0	42	42.0			
KIDSY, Darvin					1	0	12	18	0	30	30.0			
Total					1	112	128	18	36	0	294	294.0		
Opponents					1	273	171	24	34	0	502	502.0		
Total Offense					g	plays	rush	pass	total	avg/g				
MCNULTY, Andrew					1	38	-9	128	119	119.0				
TUCKER, Andrew					1	10	50	0	50	50.0				
JIMMERSON, A.					1	9	40	0	40	40.0				
HARRIS, Carlos					1	1	12	0	12	12.0				
SMILEY, Turner					1	1	10	0	10	10.0				
Total					1	67	112	128	240	240.0				
Opponents					1	77	273	171	444	444.0				
Tackles					gp	ua	a	tot	tfl/yds					
# BEAN, Blake					1	9	1	10	.					
23 MCCLAIN, K.					1	7	2	9	.					
21 GRAY, James					1	6	.	6	.					
14 FERNANDES, C.					1	5	1	6	1.0-6					
32 SCOTT, Fred					1	5	.	5	.					
Total					1	59	10	69	5-33					
Opponents					1	43	2	45	5-14					
Sacks					no-yds									
Pass defense					int-yds	brup	qbh							
Fumbles					rcv-yds	ff	blkd							
Total					3-7	3	2	3-0	2					
Opponents					2-10	2-0	4	1	2-0	2				

NORTH TEXAS FOOTBALL

2015 NORTH TEXAS OVERALL TEAM STATISTICS

Team Statistics	NT	OPP
SCORING	13	31
Points Per Game	13.0	31.0
Points Off Turnovers	3	7
FIRST DOWNS	17	27
Rushing	7	14
Passing	7	9
Penalty	3	4
RUSHING YARDAGE	112	273
Yards gained rushing	133	305
Yards lost rushing	21	32
Rushing Attempts	33	53
Average Per Rush	3.4	5.2
Average Per Game	112.0	273.0
TDs Rushing	1	2
PASSING YARDAGE	128	171
Comp-Att-Int	16-34-2	17-24-0
Average Per Pass	3.8	7.1
Average Per Catch	8.0	10.1
Average Per Game	128.0	171.0
TDs Passing	0	2
TOTAL OFFENSE	240	444
Total Plays	67	77
Average Per Play	3.6	5.8
Average Per Game	240.0	444.0
KICK RETURNS: #-Yards	2-36	2-34
PUNT RETURNS: #-Yards	2-18	2-24
INT RETURNS: #-Yards	0-0	2-0
KICK RETURN AVERAGE	18.0	17.0
PUNT RETURN AVERAGE	9.0	12.0
INT RETURN AVERAGE	0.0	0.0
FUMBLES-LOST	4-2	4-3
PENALTIES-Yards	7-73	6-50
Average Per Game	73.0	50.0
PUNTS-Yards	5-207	2-79
Average Per Punt	41.4	39.5
Net punt average	32.6	30.5
KICKOFFS-Yards	4-264	6-389
Average Per Kick	66.0	64.8
Net kick average	45.0	42.2
TIME OF POSSESSION/Game	24:10	35:50
3RD-DOWN Conversions	6/16	9/15
3rd-Down Pct	38%	60%
4TH-DOWN Conversions	1/1	0/2
4th-Down Pct	100%	0%
SACKS BY-Yards	2-7	2-10
MISC YARDS	0	0
TOUCHDOWNS SCORED	1	4
FIELD GOALS-ATTEMPTS	2-3	1-1
ON-SIDE KICKS	0-0	0-0
RED-ZONE SCORES	(2-2) 100%	(3-5) 60%
RED-ZONE TOUCHDOWNS	(0-2) 0%	(2-5) 40%
PAT-ATTEMPTS	(1-1) 100%	(4-4) 100%
ATTENDANCE	0	25401
Games/Avg Per Game	0/0	1/25401
Neutral Site Games		0/0

Score by Quarters	1st	2nd	3rd	4th	OT	Total
North Texas	3	3	7	0	0	13
Opponents	7	0	3	21	0	31

NORTH TEXAS FOOTBALL

2015 NORTH TEXAS GAME-BY-GAME STATISTICS

Date	Opponent	Rushing				Receiving				Passing				Kick Returns				Punt Returns				tot off		
		no.	yds	td	lg	no.	yds	td	lg	cmp	att	int	yds	td	lg	no.	yds	td	lg	no.	yds		td	lg
Sep 12	at SMU	33	112	1	25	16	128	0	19	16	34	2	128	0	19	2	36	0	21	2	18	0	13	240
		33	112	1	25	16	128	0	19	16	34	2	128	0	19	2	36	0	21	2	18	0	13	240
	Opponents	53	273	2	50	17	171	2	27	17	24	0	171	2	27	2	34	0	18	2	24	0	13	444

Games: 1 • Avg/rush: 3.4 • Avg/catch: 8.0 • Pass effic: 66.92 • KR avg: 18.0 • PR avg: 9.0 • All purpose avg/game: 294.0 • Total offense avg/gm: 240.0

Date	Opponent	Tackles				Sacks no-yds	Fumble		Pass Defense			blkd kick	PAT Attempts			off			
		ua	a	total	tfl-yds		ff	fr-yds	int-yds	qbh	brup		kick	rush	rcv	saf	t/o	pts	
Sep 12	at SMU	59	10	69	5.0-33	2.0-7	2	3-0	0-0	2	3	0	1-1	0	0	0	0	3	13
		59	10	69	5.0-33	2.0-7	2	3-0	0-0	2	3	0	1-1	0	0	0	0	3	13
	Opponents	43	2	45	5.0-14	2.0-10	2	2-0	2-0	1	4	0	4-4	0	0	0	0	7	31

Date	Opponent	Punting							Field Goals			Kickoffs						
		no.	yds	avg	long	blkd	tb	fc	50+	i20	md-att	long	blkd	no.	yds	avg	tb	ob
Sep 12	at SMU	5	207	41.4	55	0	1	1	1	1	2-3	25	0	4	264	66.0	2	0
		5	207	41.4	55	0	1	1	1	1	2-3	25	0	4	264	66.0	2	0
	Opponents	2	79	39.5	43	0	0	0	0	0	1-1	27	0	6	389	64.8	4	0

NORTH TEXAS FOOTBALL

2015 NORTH TEXAS INDIVIDUAL STATISTICS

Rushing	gp	att	gain	loss	net	avg	td	lg	avg/g
TUCKER, Andrew	1	10	50	0	50	5.0	0	18	50.0
JIMMERSON, A.	1	9	43	3	40	4.4	1	25	40.0
HARRIS, Carlos	1	1	12	0	12	12.0	0	12	12.0
SMILEY, Turner	1	1	10	0	10	10.0	0	10	10.0
ROLLINS, Rex	1	2	8	0	8	4.0	0	6	8.0
EZZARD, A.J.	1	3	7	0	7	2.3	0	5	7.0
LYNN, Jarrod	1	2	1	1	0	0.0	0	1	0.0
TEAM	1	1	0	6	-6	-6.0	0	0	-6.0
MCNULTY, Andrew	1	4	2	11	-9	-2.2	0	1	-9.0
Total	1	33	133	21	112	3.4	1	25	112.0
Opponents	1	53	305	32	273	5.2	2	50	273.0

Passing	gp	effic	comp-att-int	pct	yds	td	lg	avg/g
MCNULTY, Andrew	1	66.92	16-34-2	47.1	128	0	19	128.0
Total	1	66.92	16-34-2	47.1	128	0	19	128.0
Opponents	1	158.18	17-24-0	70.8	171	2	27	171.0

Receiving	gp	no.	yds	avg	td	lg	avg/g
HARRIS, Carlos	1	5	40	8.0	0	14	40.0
SMILEY, Turner	1	3	42	14.0	0	19	42.0
LOVING, Chris	1	2	22	11.0	0	12	22.0
SMITH, Marcus	1	2	18	9.0	0	9	18.0
KIDSY, Darwin	1	1	12	12.0	0	12	12.0
ROLLINS, Rex	1	1	3	3.0	0	3	3.0
JIMMERSON, A.	1	1	2	2.0	0	2	2.0
GOREE, Tee	1	1	-11	-11.0	0	0	-11.0
Total	1	16	128	8.0	0	19	128.0
Opponents	1	17	171	10.1	2	27	171.0

Punt Returns	no.	yds	avg	td	lg
KIDSY, Darwin	2	18	9.0	0	13
Total	2	18	9.0	0	13
Opponents	2	24	12.0	0	13

Interceptions	no.	yds	avg	td	lg
Total	0	0	0.0	0	0
Opponents	2	0	0.0	0	0

Kick Returns	no.	yds	avg	td	lg
SMILEY, Turner	1	15	15.0	0	15
BRADLEY, D.	1	21	21.0	0	21
Total	2	36	18.0	0	21
Opponents	2	34	17.0	0	18

Fumble Returns	no.	yds	avg	td	lg
Total	0	0	0.0	0	0
Opponents	0	0	0.0	0	0

NORTH TEXAS FOOTBALL

2015 NORTH TEXAS INDIVIDUAL STATISTICS

Scoring		td	fg	PAT				kick	rush	rcv	pass	dxp	saf	pts
MOORE, Trevor	-	2-3	1-1	-	-	-	-	-	-	-	-	-	-	7
JIMMERSON, A.	1	-	-	-	-	-	-	-	-	-	-	-	-	6
Total	1	2-3	1-1	-	-	-	-	-	-	-	-	-	-	13
Opponents	4	1-1	4-4	-	-	-	-	-	-	-	-	-	-	31

Field Goals		fg	pct.	01-19	20-29	30-39	40-49	50-99	lg	blk
MOORE, Trevor	2-3	66.7	0-0	2-2	0-0	0-1	0-0	0-0	25	0

FG Sequence	North Texas	Opponents
SMU	(25),(25),48	(27)

Numbers in (parentheses) indicate field goal was made.

Total Offense		q	plays	rush	pass	total	avg/q
MCNULTY, Andrew	1	38	-9	128	119	119.0	
TUCKER, Andrew	1	10	50	0	50	50.0	
JIMMERSON, A.	1	9	40	0	40	40.0	
HARRIS, Carlos	1	1	12	0	12	12.0	
SMILEY, Turner	1	1	10	0	10	10.0	
ROLLINS, Rex	1	2	8	0	8	8.0	
EZZARD, A.J.	1	3	7	0	7	7.0	
TEAM	1	1	-6	0	-6	-6.0	
Total	1	67	112	128	240	240.0	
Opponents	1	77	273	171	444	444.0	

Punting		no.	yds	avg	lg	tb	fc	i20	50+	blk
KEENA, Eric	4	167	41.8	55	0	1	1	1	1	0
MACEK, Blake	1	40	40.0	40	1	0	0	0	0	0
Total	5	207	41.4	55	1	1	1	1	1	0
Opponents	2	79	39.5	43	0	0	0	0	0	0

Kickoffs		no.	yds	avg	tb	ob	retn	net	ydln
KEENA, Eric	4	264	66.0	2	0				
Total	4	264	66.0	2	0	17.0	45.0	20	
Opponents	6	389	64.8	4	0	18.0	42.2	22	

All Purpose	q	rush	rcv	pr	kr	ir	total	avg/q
SMILEY, Turner	1	10	42	0	15	0	67	67.0
HARRIS, Carlos	1	12	40	0	0	0	52	52.0
TUCKER, Andre	1	50	0	0	0	0	50	50.0
JIMMERSON, A.	1	40	2	0	0	0	42	42.0
KIDSY, Darwin	1	0	12	18	0	0	30	30.0
LOVING, Chris	1	0	22	0	0	0	22	22.0
BRADLEY, D.	1	0	0	0	21	0	21	21.0
SMITH, Marcus	1	0	18	0	0	0	18	18.0
ROLLINS, Rex	1	8	3	0	0	0	11	11.0
EZZARD, A.J.	1	7	0	0	0	0	7	7.0
TEAM	1	-6	0	0	0	0	-6	-6.0
MCNULTY, Andr	1	-9	0	0	0	0	-9	-9.0
GOREE, Tee	1	0	-11	0	0	0	-11	-11.0
Total	1	112	128	18	36	0	294	294.0
Opponents	1	273	171	24	34	0	502	502.0

NORTH TEXAS FOOTBALL

2015 NORTH TEXAS DEFENSIVE STATISTICS

#	Defensive Leaders	gp	Tackles			tfl/yds	Sacks no-yds	Pass defense			Fumbles		blkd	
			ua	a	tot			int-yds	brup	qbh	rcv-yds	ff	kick	saf
27	BEAN, Blake	1	9	1	10	1	.	.
23	MCCLAIN, K.	1	7	2	9	1	.	.
14	FERNANDES, C.	1	5	1	6	1.0-6
21	GRAY, James	1	6	.	6	.	.	.	1
32	SCOTT, Fred	1	5	.	5	1-0	.	.	.
24	WHITFIELD, Zac	1	3	1	4	.	.	.	1
19	SCHILLECI, John	1	3	.	3	1.0-19	1-0	.	.	.
49	YOUNG, Roderick	1	3	.	3	1.0-6	1.0-6
16	DAVIS, Chad	1	3	.	3	1.0-1	1.0-1
99	FLUSCHE, Andy	1	1	2	3	.	.	.	1
43	WALLACE, A.	1	2	1	3
37	GARNER, Brandon	1	2	.	2
15	TAUAALO, T.J.	1	2	.	2
48	WALLACE, S.	1	1	1	2
56	DILONGA, Malik	1	1	.	1
17	FINNEY, Cortney	1	1	.	1
90	JOHNSON, Ti.	1	1	.	1
91	ORR, Austin	1	1	.	1	1.0-1	.	.	.	1	1-0	.	.	.
7	COMBS, Jareid	1	1	.	1
18	SMITH, Marcus	1	1	.	1
3C	GOREE, Tee	1	1	.	1
3A	ROBERTS, J.	1	.	1	1	1
	Total	1	59	10	69	5-33	2-7	.	3	2	3-0	2	.	.
	Opponents	1	43	2	45	5-14	2-10	2-0	4	1	2-0	2	.	.

NORTH TEXAS FOOTBALL

2015 NORTH TEXAS INDIVIDUAL SEASON AND CAREER HIGHS

SEASON

CAREER

Rushing	gp	att	gain	loss	net	avg	td	lg	avg/g	gp	att	gain	loss	net	avg	td	lg	avg/g
TUCKER, Andrew	1	10	50	0	50	5.0	0	18	50.0	12	18	94	0	94	5.2	0	20	7.8
JIMMERSON, A.	1	9	43	3	40	4.4	1	25	40.0	35	344	1703	84	1619	4.7	18	45	46.3
HARRIS, Carlos	1	1	12	0	12	12.0	0	12	12.0	38	15	168	6	162	10.8	1	43	4.3
SMILEY, Turner	1	1	10	0	10	10.0	0	10	10.0	13	3	23	0	23	7.7	0	11	1.8
ROLLINS, Rex	1	2	8	0	8	4.0	0	6	8.0	10	20	114	14	100	5.0	0	30	10.0
EZZARD, A.J.	1	3	7	0	7	2.3	0	5	7.0	1	3	7	0	7	2.3	0	5	7.0
LYNN, Jarrod	1	2	1	1	0	0.0	0	1	0.0	13	14	47	1	46	3.3	1	9	3.5
TEAM	1	1	0	6	-6	-6.0	0	0	-6.0									
MCNULTY, Andrew	1	4	2	11	-9	-2.2	0	1	-9.0	26	73	280	174	106	1.5	3	65	4.1
Total	1	33	133	21	112	3.4	1	25	112.0									
Opponents	1	53	305	32	273	5.2	2	50	273.0									

Passing	gp	effic	comp-att-int	pct	yds	td	lg	avg/g	gp	effic	comp-att-int	pct	yds	td	lg	avg/g
MCNULTY, Andrew	1	66.92	16-34-2	47.1	128	0	19	128.0	26	105.20	159-293-13	54.3	1811	7	51	69.7
Total	1	66.92	16-34-2	47.1	128	0	19	128.0								
Opponents	1	158.18	17-24-0	70.8	171	2	27	171.0								

Receiving	gp	no.	yds	avg	td	lg	avg/g	gp	no.	yds	avg	td	lg	avg/g
HARRIS, Carlos	1	5	40	8.0	0	14	40.0	38	141	1719	12.2	6	51	45.2
SMILEY, Turner	1	3	42	14.0	0	19	42.0	13	17	237	13.9	1	44	18.2
LOVING, Chris	1	2	22	11.0	0	12	22.0	6	3	30	10.0	0	12	5.0
SMITH, Marcus	1	2	18	9.0	0	9	18.0	28	24	355	14.8	6	41	12.7
KIDSY, Darwin	1	1	12	12.0	0	12	12.0	26	32	311	9.7	0	31	12.0
ROLLINS, Rex	1	1	3	3.0	0	3	3.0	10	2	19	9.5	0	16	1.9
JIMMERSON, A.	1	1	2	2.0	0	2	2.0	35	29	366	12.6	5	78	10.5
GORREE, Tee	1	1	-11	-11.0	0	0	-11.0	1	1	-11	-11.0	0	0	-11.0
Total	1	16	128	8.0	0	19	128.0							
Opponents	1	17	171	10.1	2	27	171.0							

Total Offense	g	plays	rush	pass	total	avg/g	g	plays	rush	pass	total	avg/g
MCNULTY, Andrew	1	38	-9	128	119	119.0	26	366	106	1811	1917	73.7
TUCKER, Andrew	1	10	50	0	50	50.0	12	18	94	0	94	7.8
JIMMERSON, A.	1	9	40	0	40	40.0	35	344	1619	0	1619	46.3
HARRIS, Carlos	1	1	12	0	12	12.0	38	15	162	0	162	4.3
SMILEY, Turner	1	1	10	0	10	10.0	13	3	23	0	23	1.8
ROLLINS, Rex	1	2	8	0	8	8.0	10	20	100	0	100	10.0
EZZARD, A.J.	1	3	7	0	7	7.0	1	3	7	0	7	7.0
TEAM	1	1	-6	0	-6	-6.0						
Total	1	67	112	128	240	240.0						
Opponents	1	77	273	171	444	444.0						

Scoring	td	fg	PAT						td	fg	PAT									
			kick	rush	rcv	pass	dxp	saf			pts	kick	rush	rcv	pass	dxp	saf	pts		
MOORE, Trevor	-	2-3	1-1	-	-	-	-	-	-	-	17-20	38-38	-	-	-	-	-	-	-	89
JIMMERSON, A.	1	-	-	-	-	-	-	-	-	6	23	-	-	-	-	-	-	-	138	
Total	1	2-3	1-1	-	-	-	-	-	-	13										
Opponents	4	1-1	4-4	-	-	-	-	-	-	31										

Punt Returns	no.	yds	avg	td	lg	no.	yds	avg	td	lg
KIDSY, Darwin	2	18	9.0	0	13	25	251	10.0	2	75
Total	2	18	9.0	0	13					
Opponents	2	24	12.0	0	13					

Kick Returns	no.	yds	avg	td	lg	no.	yds	avg	td	lg
SMILEY, Turner	1	15	15.0	0	15	1	15	15.0	0	15
BRADLEY, D.	1	21	21.0	0	21	1	21	21.0	0	21
Total	2	36	18.0	0	21					
Opponents	2	34	17.0	0	18					

Interceptions	no.	yds	avg	td	lg	no.	yds	avg	td	lg
Total	0	0	0.0	0	0					
Opponents	2	0	0.0	0	0					

NORTH TEXAS FOOTBALL

2015 NORTH TEXAS INDIVIDUAL SEASON AND CAREER HIGHS

SEASON									CAREER								
Fumble Returns									Fumble Returns								
	no.	yds	avg	td	lg				no.	yds	avg	td	lg				
Total	0	0	0.0	0	0												
Opponents	0	0	0.0	0	0												
All Purpose																	
	g	rush	rcv	pr	kr	ir	total	avg/g	g	rush	rcv	pr	kr	ir	total	avg/g	
SMILEY, Turner	1	10	42	0	15	0	67	67.0	13	23	237	0	15	0	275	21.2	
HARRIS, Carlos	1	12	40	0	0	0	52	52.0	38	162	1719	46	486	0	2413	63.5	
TUCKER, Andre	1	50	0	0	0	0	50	50.0	12	94	0	0	0	0	94	7.8	
JIMMERSON, A.	1	40	2	0	0	0	42	42.0	35	1619	366	0	0	0	1985	56.7	
KIDSY, Darwin	1	0	12	18	0	0	30	30.0	26	0	311	251	299	0	861	33.1	
LOVING, Chris	1	0	22	0	0	0	22	22.0	6	0	30	0	0	0	30	5.0	
BRADLEY, D.	1	0	0	0	21	0	21	21.0	1	0	0	0	21	0	21	21.0	
SMITH, Marcus	1	0	18	0	0	0	18	18.0	28	0	355	0	0	0	355	12.7	
ROLLINS, Rex	1	8	3	0	0	0	11	11.0	10	100	19	14	0	0	133	13.3	
EZZARD, A.J.	1	7	0	0	0	0	7	7.0	1	7	0	0	0	0	7	7.0	
TEAM	1	-6	0	0	0	0	-6	-6.0									
MCNULTY, Andr	1	-9	0	0	0	0	-9	-9.0	26	106	0	0	0	0	106	4.1	
GOREE, Tee	1	0	-11	0	0	0	-11	-11.0	1	0	-11	0	0	0	-11	-11.0	
Total	1	112	128	18	36	0	294	294.0									
Opponents	1	273	171	24	34	0	502	502.0									
Field Goals																	
		att	good	long	blkd				att	good	long	blkd					
MOORE, Trevor		3	2	25	0				20	17	47	0					
Total		3	2	25	0												
Opponents		1	1	27	0												
Punting																	
		no.	yds	avg	lg	blk			no.	yds	avg	lg	blk				
KEENA, Eric		4	167	41.8	55	0			47	2094	44.6	71	0				
MACEK, Blake		1	40	40.0	40	0			97	3982	41.1	61	0				
Total		5	207	41.4	55	0											
Opponents		2	79	39.5	43	0											
Kickoffs																	
		no.	yds	avg	tb	ob			no.	yds	avg	tb	ob				
KEENA, Eric		4	264	66.0	2	0			71	4450	62.7	25	2				
Total		4	264	66.0	2	0											
Opponents		6	389	64.8	4	0											

NORTH TEXAS FOOTBALL

2015 NORTH TEXAS INDIVIDUAL SEASON AND CAREER HIGHS

##	Defensive Leaders	SEASON										CAREER											
		gp	ua	a	total	tfl	sack	int	pbu	fr	ff	blk	gp	ua	a	total	tfl	sack	int	pbu	fr	ff	blk
27	BEAN, Blake	1	9	1	10	0.0	.	.	.	1	.	1	9	1	10	0.0	.	.	.	1	.	.	.
23	MCCLAIN, K.	1	7	2	9	0.0	.	.	.	1	.	13	28	20	48	0.5	.	1	.	1	.	.	.
21	GRAY, James	1	6	.	6	0.0	.	.	1	.	.	1	6	.	6	0.0	.	.	1
14	FERNANDES, C.	1	5	1	6	1.0	1	5	1	6	1.0
32	SCOTT, Fred	1	5	.	5	0.0	.	.	1	.	.	19	37	33	70	3.5	.	.	1	2	.	.	.
24	WHITFIELD, Zac	1	3	1	4	0.0	.	.	1	.	.	36	69	33	102	1.0	.	7	15	.	1	.	.
19	SCHILLECI, John	1	3	.	3	1.0	.	.	1	.	.	21	9	2	11	1.0	.	.	.	1	.	.	.
99	FLUSCHE, Andy	1	1	2	3	0.0	0.5	.	1	.	.	8	5	10	15	2.5	2.0	.	1
49	YOUNG, Roderick	1	3	.	3	1.0	1.0	1	3	.	3	1.0	1.0
43	WALLACE, A.	1	2	1	3	0.0	10	20	8	28	0.0	.	.	2
16	DAVIS, Chad	1	3	.	3	1.0	1.0	22	10	3	13	1.0	1.0	1	2
15	TAUAALO, T.J.	1	2	.	2	0.0	1	2	.	2	0.0
37	GARNER, Brandon	1	2	.	2	0.0	1	2	.	2	0.0
48	WALLACE, S.	1	1	1	2	0.0	0.5	16	12	13	25	3.0	1.5	.	3
3A	ROBERTS, J.	1	.	1	1	0.0	24	14	17	31	8.0	4.0	.	1
18	SMITH, Marcus	1	1	.	1	0.0	28	3	.	3	0.0
17	FINNEY, Cortney	1	1	.	1	0.0	1	1	.	1	0.0
91	ORR, Austin	1	1	.	1	1.0	.	.	1	.	.	24	18	9	27	5.0	3.0	.	1	1	2	1	.
90	JOHNSON, Ti.	1	1	.	1	0.0	9	9	3	12	5.0	5.0
3C	GOREE, Tee	1	1	.	1	0.0	1	1	.	1	0.0
7	COMBS, Jared	1	1	.	1	0.0	1	1	.	1	0.0
56	DILONGA, Malik	1	1	.	1	0.0	13	8	8	16	3.0	2.0	.	1
30	MOORE, Trevor	1	.	.	.	0.0	13	.	.	.	0.0
Total		1	59	10	69	5	3	.	3	3	2
Opponents		1	43	2	45	5	2	2	4	2	2

NORTH TEXAS FOOTBALL

2015 SUPERLATIVES

NORTH TEXAS INDIVIDUAL GAME HIGHS

Rushes	10	TUCKER, Andrew at SMU (Sep 12, 2015)
Yards Rushing	50	TUCKER, Andrew at SMU (Sep 12, 2015)
TD Rushes	1	JIMMERSON, A. at SMU (Sep 12, 2015)
Long Rush	25	JIMMERSON, A. at SMU (Sep 12, 2015)
Pass attempts	34	MCNULTY, Andrew at SMU (Sep 12, 2015)
Pass completions	16	MCNULTY, Andrew at SMU (Sep 12, 2015)
Yards Passing	128	MCNULTY, Andrew at SMU (Sep 12, 2015)
Long Pass	19	MCNULTY, Andrew at SMU (Sep 12, 2015)
Receptions	5	HARRIS, Carlos at SMU (Sep 12, 2015)
Yards Receiving	42	SMILEY, Turner at SMU (Sep 12, 2015)
Long Reception	19	SMILEY, Turner at SMU (Sep 12, 2015)
Field Goals	2	MOORE, Trevor at SMU (Sep 12, 2015)
Long Field Goal	25	MOORE, Trevor at SMU (Sep 12, 2015)
Punts	4	KEENA, Eric at SMU (Sep 12, 2015)
Punting Avg	41.8	KEENA, Eric at SMU (Sep 12, 2015)
Long Punt	55	KEENA, Eric at SMU (Sep 12, 2015)
Punts inside 20	1	KEENA, Eric at SMU (Sep 12, 2015)
Long Punt Return	13	KIDSY, Darwin at SMU (Sep 12, 2015)
Long Kickoff Return	21	BRADLEY, D. at SMU (Sep 12, 2015)
Tackles	10	BEAN, Blake at SMU (Sep 12, 2015)
Sacks	1.0	DAVIS, Chad at SMU (Sep 12, 2015)
	1.0	YOUNG, Roderick at SMU (Sep 12, 2015)
Tackles For Loss	1.0	FERNANDES, C. at SMU (Sep 12, 2015)
	1.0	DAVIS, Chad at SMU (Sep 12, 2015)
	1.0	SCHILLECI, John at SMU (Sep 12, 2015)
	1.0	YOUNG, Roderick at SMU (Sep 12, 2015)
	1.0	ORR, Austin at SMU (Sep 12, 2015)

OPPONENT INDIVIDUAL GAME HIGHS

Rushes	17	DAVIS, Matt, at SMU (Sep 12, 2015)
Yards Rushing	125	DAVIS, Matt, at SMU (Sep 12, 2015)
TD Rushes	2	DAVIS, Matt, at SMU (Sep 12, 2015)
Long Rush	50	DAVIS, Matt, at SMU (Sep 12, 2015)
Pass attempts	24	DAVIS, Matt, at SMU (Sep 12, 2015)
Pass completions	17	DAVIS, Matt, at SMU (Sep 12, 2015)
Yards Passing	171	DAVIS, Matt, at SMU (Sep 12, 2015)
TD Passes	2	DAVIS, Matt, at SMU (Sep 12, 2015)
Long Pass	27	DAVIS, Matt, at SMU (Sep 12, 2015)
Receptions	6	MALONE, Ryheem, at SMU (Sep 12, 2015)
Yards Receiving	65	SUTTON, C., at SMU (Sep 12, 2015)
TD Receptions	1	SUTTON, C., at SMU (Sep 12, 2015)
	1	GAINES, J., at SMU (Sep 12, 2015)
Long Reception	27	SUTTON, C., at SMU (Sep 12, 2015)
Field Goals	1	HEDLUND, Chad, at SMU (Sep 12, 2015)
Long Field Goal	27	HEDLUND, Chad, at SMU (Sep 12, 2015)
Punts	2	WILLIAMS, Josh, at SMU (Sep 12, 2015)
Punting Avg	39.5	WILLIAMS, Josh, at SMU (Sep 12, 2015)
Long Punt	43	WILLIAMS, Josh, at SMU (Sep 12, 2015)
Long Punt Return	13	WEST, Braeden, at SMU (Sep 12, 2015)
Long Kickoff Return	18	JOHNSON, Kevin, at SMU (Sep 12, 2015)
Tackles	6	WOOD, Zach, at SMU (Sep 12, 2015)
	6	LAWLER, Justin, at SMU (Sep 12, 2015)
Sacks	1.0	McCLENEGHEN, A., at SMU (Sep 12, 2015)
	1.0	LAWLER, Justin, at SMU (Sep 12, 2015)
Tackles For Loss	1.0	RANDOLPH, S., at SMU (Sep 12, 2015)
	1.0	RICHARDSON, D., at SMU (Sep 12, 2015)
	1.0	SEALS, Robert, at SMU (Sep 12, 2015)
	1.0	McCLENEGHEN, A., at SMU (Sep 12, 2015)
	1.0	LAWLER, Justin, at SMU (Sep 12, 2015)
Interceptions	1	JOHNSON, David, at SMU (Sep 12, 2015)
	1	RICHARDSON, H., at SMU (Sep 12, 2015)

NORTH TEXAS TEAM GAME HIGHS

Rushes	33	at SMU (Sep 12, 2015)
Yards Rushing	112	at SMU (Sep 12, 2015)
Yards Per Rush	3.4	at SMU (Sep 12, 2015)
TD Rushes	1	at SMU (Sep 12, 2015)
Pass attempts	34	at SMU (Sep 12, 2015)
Pass completions	16	at SMU (Sep 12, 2015)
Yards Passing	128	at SMU (Sep 12, 2015)
Yards Per Pass	3.8	at SMU (Sep 12, 2015)
Total Plays	67	at SMU (Sep 12, 2015)
Total Offense	240	at SMU (Sep 12, 2015)
Yards Per Play	3.6	at SMU (Sep 12, 2015)
Points	13	at SMU (Sep 12, 2015)
Sacks By	3	at SMU (Sep 12, 2015)
First Downs	17	at SMU (Sep 12, 2015)
Penalties	7	at SMU (Sep 12, 2015)
Penalty Yards	73	at SMU (Sep 12, 2015)
Turnovers	4	at SMU (Sep 12, 2015)
Punts	5	at SMU (Sep 12, 2015)
Punting Avg	41.4	at SMU (Sep 12, 2015)
Long Punt	55	at SMU (Sep 12, 2015)
Punts inside 20	1	at SMU (Sep 12, 2015)
Long Punt Return	13	at SMU (Sep 12, 2015)

OPPONENT TEAM GAME HIGHS

Rushes	53	at SMU (Sep 12, 2015)
Yards Rushing	273	at SMU (Sep 12, 2015)
Yards Per Rush	5.2	at SMU (Sep 12, 2015)
TD Rushes	2	at SMU (Sep 12, 2015)
Pass attempts	24	at SMU (Sep 12, 2015)
Pass completions	17	at SMU (Sep 12, 2015)
Yards Passing	171	at SMU (Sep 12, 2015)
Yards Per Pass	7.1	at SMU (Sep 12, 2015)
TD Passes	2	at SMU (Sep 12, 2015)
Total Plays	77	at SMU (Sep 12, 2015)
Total Offense	444	at SMU (Sep 12, 2015)
Yards Per Play	5.8	at SMU (Sep 12, 2015)
Points	31	at SMU (Sep 12, 2015)
Sacks By	2	at SMU (Sep 12, 2015)
First Downs	27	at SMU (Sep 12, 2015)
Penalties	6	at SMU (Sep 12, 2015)
Penalty Yards	50	at SMU (Sep 12, 2015)
Turnovers	3	at SMU (Sep 12, 2015)
Interceptions By	2	at SMU (Sep 12, 2015)
Punts	2	at SMU (Sep 12, 2015)
Punting Avg	39.5	at SMU (Sep 12, 2015)
Long Punt	43	at SMU (Sep 12, 2015)
Long Punt Return	13	at SMU (Sep 12, 2015)

NORTH TEXAS FOOTBALL

2015 NORTH TEXAS RED-ZONE RESULTS

North Texas Inside Opponent Red-Zone

Date	Opponent	Score	Times In RZ	Times Scored	Total Pts	Rush TDs	Pass TDs	FGs Made	Failed to score inside RZ							
									TDs	FGA	Down	Int	Fumb	Half	Game	
Sep 12, 2015	at SMU	L 13-31	2	2	6	0	0	0	2	0	0	0	0	0	0	0
Totals			2	2	6	0	0	0	2	0	0	0	0	0	0	0

2 of 2 (100.0%)

Opponents Inside North Texas Red-Zone

Date	Opponent	Score	Times In RZ	Times Scored	Total Pts	Rush TDs	Pass TDs	FGs Made	Failed to score inside RZ							
									TDs	FGA	Down	Int	Fumb	Half	Game	
Sep 12, 2015	at SMU	L 13-31	5	3	17	2	1	1	1	0	1	0	0	1	0	0
Totals			5	3	17	2	1	1	1	0	1	0	0	1	0	0

3 of 5 (60.0%)