

NORTH TEXAS FOOTBALL

North Texas Athletic Communications

Football Contact: Steven Bartolotta • e-mail - steven.bartolotta@unt.edu • office - 940-369-8329 • cell 817-300-1931

Football Contact: Eric Capper • e-mail - eric.capper@unt.edu • office - 940-565-2476 • cell 940-367-0727

SCHEDULE/RESULTS

SEPTEMBER

12	AT SMU (ESPN 3)	6 P.M.
19	VS. RICE* (FCS)	1:30 P.M.
26	AT IOWA	TBA

OCTOBER

3	AT SOUTHERN MISS* (FCS)	6 P.M.
10	VS. PORTLAND STATE	4 P.M.
15	VS. WKU* (CBS)	6:30 P.M.
24	AT MARSHALL* (FCS)	2:30 P.M.
31	VS. UTSA* (ASN)	6 P.M.

NOVEMBER

7	AT LOUISIANA TECH* (FCS)	2:30 P.M.
14	AT TENNESSEE	TBA
21	AT MTSU* (ASN)	11 A.M.
28	VS. UTEP* (FSN)	TBA

*C-USA CONFERENCE GAME

ALL TIMES CENTRAL

FSN- FOX SPORTS

FCS- FOX COLLEGE SPORTS

CBS- CBS COLLEGE SPORTS

ASN - American Sports Network

NORTH TEXAS COACHING STAFF

Head Coach:	Dan McCarney
Associate HC/OC	Mike Canales*
Defensive Coordinator/LB's	Chris Cosh
Wide Receivers	Mike Grant
RB's/Special Teams	Tommy Perry
Tight Ends	Nick Quartaro*
Offensive Line	Mike Simmonds
Defensive Line	Kevin Patrick
Safeties	Perry Carter*
Cornerbacks	LaMarcus Hicks

*- In the press box on game day

RADIO: MEAN GREEN RADIO NETWORK

Dave Barnett, play-by-play

Hank Dickenson, analyst

KNTU 88.1 FM (Denton)

KHYI 95.3 FM (Dallas/Fort Worth)

KGAF 1580 AM (Gainesville)

TELEVISION: ESPN 3

TBA, play-by-play

TBA, analyst

TBA, Sidelines



Follow us on Twitter
twitter.com/MeanGreenFB



Like our Page on Facebook
facebook.com/MeanGreenFB



North Texas Mean Green

Record: 0-0 C-USA: 0-0

Head Coach: Dan McCarney, 5th season

NT Record: 22-27 • Record vs. SMU: 1-0 • Career Record: 78-112 (17th season)



SMU Mustangs

Record: 0-1 AAC: 0-0

Head Coach: Chad Morris, 1st season

SMU Record: 0-1 • Record vs. NT: 0-0 • Career Record: 0-1 (1st season)

Game Information

Venue:	Gerald J. Ford Stadium
Capacity:	32,000
Playing Surface:	Field Turf
Series Record:	SMU leads 28-5-1
Last Meeting:	NT 43 SMU 6 (2014)
In Dallas:	SMU leads 22-1-1
Radio:	KHYI 95.3 FM KNTU 88.1 FM KGAF 1580 AM
TV:	ESPN 3
Live Stats:	www.smumustangs.com

SEASON OPENER FOR NT AGAINST METROPLEX RIVAL SMU

→ North Texas opens the 2015 season on the road at SMU. The Mean Green is coming off a 4-8 season in 2014. NT is picked to finish in fifth in the West Division of Conference USA this year. SMU begins a new era as Chad Morris enters his first season as the head coach of the Mustangs. SMU is 0-1 on the year after falling in their season opener, 56-21, to Baylor.

→ The Mean Green and Mustangs are meeting for the 35th time, with SMU holding leading the series 28-5-1. The Mean Green has won three of the last five matchups with SMU, including a 43-6 win last season in Denton. NT has only one once in Dallas, however, a 7-0 win in 1933. SMU leads the series in Dallas 22-1-1. In fact NT has only scored more than 14 points once against SMU in Dallas, in the last game played at SMU in 2007 when the Mean Green scored 31 points.

→ North Texas is 38-58-3 all-time in the season debut. The Mean Green has won just three season openers in the last 18 years. NT is starting the year on the road for the 13th time in the last 14 seasons. In the last 16 season openers on the road, NT has a record of only 2-14.

→ North Texas, over the last four seasons, has compiled 22 wins, which is the most over a four-year run since 2001-04 and only the fifth time in the last 50 years that North Texas has won as many games over a four-year stretch. The previous times were 2001-04 (29), 1987-90 (26), 1975-78 (33), and 1966-69 (30).

→ Dan McCarney has 22 career victories as the head coach at North Texas, which has him in eighth place all-time at NT. He needs just one more win to tie Theron Fouts for seventh place. The SMU game is McCarney's 50th game at North Texas. He is only the seventh coach in school history to reach that mark and just the third since Hayden Fry.

→ Turnover margin is an area of immense improvement for North Texas under Dan McCarney. In his first four years, North Texas is +21. From 2006-2010, the Mean Green was a combined -60 in turnover margin. Last season was the first year NT wasn't on the plus side of the turnover margin under McCarney as the Mean Green was a +0.

NT TURNOVER MARGIN SINCE 2006

Year	Margin	National Rank
2014	+0	59th
2013	+11	15th
2012	+1	55th
2011	+9	15th
2010	-3	71st
2009	-14	117th
2008	-17	116th
2007	-11	110th
2006	-15	117th

NORTH TEXAS FOOTBALL

NORTH TEXAS QUICK FACTS

LOCATION	DENTON, TEXAS
FOUNDED	1890
PRESIDENT	DR. NEAL SMATRESK
ENROLLMENT	36,222
FOUNDED	1890
ATHLETIC DIRECTOR.....	RICK VILLARREAL
NICKNAME	MEAN GREEN
COLORS	GREEN AND WHITE
HOME FIELD	APOGEE STADIUM
CAPACITY.....	30,850
SURFACE	ARTIFICIAL
FIRST YEAR OF FOOTBALL.....	1913
YEARS OF FOOTBALL	100
CONFERENCE	CONFERENCE USA
HEAD COACH.....	DAN MCCARNEY
OVERALL RECORD	78-112 (17TH SEASON)
RECORD AT NORTH TEXAS ...	22-27 (4TH SEASON)
PRIMARY OFFENSE.....	MULTIPLE
PRIMARY DEFENSE.....	4-3

MEAN GREEN TEAM RECORD

OVERALL.....	492-478-33
HOME	263-143-12
AWAY.....	226-330-21
NEUTRAL.....	3-5
SINCE DIV. I-A (1995).....	82-153
APOGEE STADIUM RECORD	16-7

VERSUS OTHER FBS CONFERENCES

AAC	1-0
ACC	0-3
BIG EAST	0-1
BIG 12	7-58
BIG 10.....	1-1
CONFERENCE USA.....	41-57-1
INDEPENDENT.....	2-3
MID-AMERICAN.....	3-5
MOUNTAIN WEST.....	7-15
PAC-12	2-4
SEC	3-35
SUN BELT.....	41-46
WAC.....	34-75-2

TEAM STREAKS

WINS	0
HOME WINS	2
AWAY WINS	0
C-USA WINS.....	0
LOSSES	1
HOME LOSSES.....	0
AWAY LOSSES.....	6
NON-CONFERENCE WINS.....	0
NON-CONFERENCE LOSSES	1

THE MEAN GREEN

ALL NORTH TEXAS ATHLETIC TEAMS ARE REFERRED TO AS "NORTH TEXAS" AND THE "MEAN GREEN." DO NOT USE THE TERMS "UNT," "NORTH TEXAS STATE," OR "EAGLES", TO DESCRIBE A NORTH TEXAS ATHLETIC TEAM.

MEDIA AVAILABILITY FOR WEEK 1

MONDAY	7	TUESDAY	8	WEDNESDAY	9	THURSDAY	10	FRIDAY	11	SATURDAY	12	SUNDAY	13
Dan McCarney Radio Show at Rudy's BBQ in Denton, 7-8 p.m.		Dan McCarney Press Conference 11:30 a.m. Bill Mercer Press Club, 5th floor in Apogee Stadium Only day for player availability 12:00 p.m. Practice at Athletic Center		Practice at Athletic Center Dan McCarney available for out of town media No player availability		Practice at Athletic Center Dan McCarney available for out of town media No player availability		Walk-thru at Athletic Center Team Departs for Dallas No player availability		Kickoff with SMU at 6 p.m.		Player Conditioning at the Athletic Center	

THE MATCHUP BY THE NUMBERS

1 - North Texas has won at SMU only once in the series history, and that took place in 1933. Of the 24 previous meetings in Dallas against the Ponies, the Mean Green has scored in double figures only twice, 2007 and 1992. A win by North Texas against SMU would be the first winning streak of any kind in the series against the Mustangs. Despite have won three of the last five meetings, NT has never won back-to-back games against SMU.

31.3 - In 2013, when North Texas won three road games, the Mean Green averaged 31.3 points a game on the road. In 2014, that number dropped to 19.5 points as NT went 0-6 on the road. SMU at home in 2014 was outscored by an average of 42-7.

136 - North Texas was one play away from notching its first shutout since 2003 last season against SMU. The Mean Green had blanked the Ponies until the final play, a 33-yard hail-mary pass for a touchdown that ended the shutout. NT has not had a shutout since October 30, 2003 against Troy. That stretch now covers 136 games.

200 - In the match-up last season with SMU, NT pounded out 245 yards on the ground and three touchdowns. Under Dan McCarney, the Mean Green is 12-2 when topping the 200-yard mark rushing. SMU allowed 300 rushing yards in their season opener against Baylor.

601 - The last visit to SMU for North Texas was one for the record books. Quarterback Daniel Meager set a school record with 601 passing yards and wide receiver Casey Fitzgerald had a school record 327 receiving yards, which still ranks seventh-most in NCAA history. Meager's 601 passing yards is still 14th in NCAA history.

1,000 - Entering the 2015 season, North Texas is going for a 1-0 start for the second time in the last three seasons. The Mean Green hasn't had a 1-0 start in two of three seasons since moving back up to FBS football in 1995. The last time is occurred was in 1994 and '96. The last time NT was 1-0 in two of three seasons at the FBS level was under Hayden Fry in 1978-80.

Head to Head North Texas (2014) vs. SMU

4-8	Record	0-1
27.2	Scoring/Game	21.0
325.9	Total Offense	369.0
153.2	Rushing Offense	203.0
172.8	Passing Offense	166.0
369.4	Total Defense	723.0
161.8	Rushing Defense	300.0
207.7	Passing Defense	423.0
29.8	Points Allowed	56.0
33	Sacks	1
50.2	Penalties/Game	40.0
39%	3rd Down Conversion	47%
46%	4th Down Conversion	50%
+0	Turnover Margin	+1
23.2	Kickoff Returns	24.0
7.2	Punt Returns	0.0
43.2	Punting	41.2
28:39	Time of Possession	37:52



NORTH TEXAS FOOTBALL

MEAN GREEN NOTES

NORTH TEXAS MEDIA SERVICES

Who to contact:

Steven Bartolotta: 940-369-8329 (Office)
817-300-1931 (Cell)
E-mail: steven.bartolotta@unt.edu

Eric Capper: 940-565-2476 (Office)
940-367-0727 (Cell)
E-mail: eric.capper@unt.edu

Practice Coverage

Media has limited access to North Texas football practice. The media may view the first five periods of practices on Tuesday and Wednesday. The remaining practice is closed to all media and fans.

Credentials For Media

Those wishing to cover North Texas must contact Steven Bartolotta for credentials for home and away games.

Monday Press Conference

All player and coach interviews will be conducted at a press conference on Monday afternoon at the Athletic Center at 11:30 a.m. **Requests for players should be made in advance through the sports information office by Sunday at 12 p.m.** Players requested and unable to attend the press conference on Monday will be made available after practice on Tuesday. Special exemptions may be granted to those media wishing to interview a specific student-athlete before practice at the discretion of the media relations office.

Post-Practice Interviews

Interviews following practice will be conducted only for requested players not available at Monday's press conference. All out of town media with request for Coach McCarney, assistant coaches or players must contact Steven Bartolotta.

Post-Game Interviews

The North Texas locker room is closed to all members of the media. Head coach Dan McCarney and requested players will be available for interviews following a brief cooling off period. Postgame interviews at Apogee Stadium will be held in the team meeting room in the Athletic Center.

2015 Team Captains

Offense: Andrew McNulty and Marcus Smith
Defense: Blake Bean and Anthony Wallace
Special Teams: Announced the week of the game

100th Season Of Football

2015 is the 100th season of North Texas football. The Mean Green enter the year needing eight wins to reach 500 victories in school history. Head coach Dan McCarney has 22 victories at NT, which ranks eighth all-time. With two more wins, he will pass Theron Fouts. If NT wins eight games, not only would that be the 500th victory, but McCarney would also move into sixth place for coaching wins at NT.

Walkons Making A Difference

Since he arrived, North Texas head coach Dan McCarney has built one of the nations most productive walkon programs. 34 players have been put on scholarship since 2011. Four players have been named all-conference: WR Darnell Smith (2013), center Kaydon Kirby (2013, Lombardi- and Rimington-Award nominee in 2015), DB Kenny Buyers (2013), punter Blake Macek (2013). Defensive lineman Brandon McCoy was the winner of the Armed Forces Merit Award in 2013 and, since 2011, walkons have made a total of 146 starts in four seasons. They have combined to rush for 1,686 yards and 19 TDs. The wide receivers have combined for 2,977 receiving yards and 13 touchdowns. In 2012, the top two receivers were walkons and three of the top-five were walkons. On defense since 2011, walkons have accounted for 391 tackles.

Award Candidates

Three North Texas players came out of the summer on five national award watch lists heading into the 2015 season. Junior center Kaydon Kirby, who has started 25 straight games as a former walkon, was named to the Rimington and Lombardi Award watch lists. WR Carlos Harris is the first NT player to be named to the Paul Hornung Award watch list and just the third Mean Green player to earn a Biletnikoff Award nomination. Not to be outdone, placekicker Trevor Moore was one of just 30 kickers nationwide and one of just two from C-USA to be named to the Lou Groza Award watch list.

Eight Is Enough

The Mean Green schedule is pretty daunting considering eight of the 12 opponents were bowl eligible in 2014 and five were bowl champions. NT has to face Marshall, Louisiana Tech and Tennessee on the road, all of which won their bowl games. The Mean Green still faces Iowa on the road (lost to Tennessee in a bowl game) and has Rice, WKU and UTEP at home. MTSU was bowl eligible in 2014, and NT faces the Blue Raiders on the road in November.

Three Named First-Team C-USA

Wide receiver Carlos Harris, center Kaydon Kirby and placekicker Trevor Moore were tabbed to the 2015 Conference USA preseason first-team. Harris and Moore were both C-USA honorable mention in 2014, and Moore was also named to the C-USA All-Freshman team. Kirby was a 2013 C-USA All-Freshman pick.

Apogee Advantage

Coach Dan McCarney is establishing a record of dominance at Apogee Stadium as North Texas has a home record of 16-7 at Apogee Stadium since 2011. The Mean Green went 5-1 at home in 2013, tying for the second most wins in school history. The three seasons before 2011, the Mean Green went just 1-16 at home.

100th Season Of Football

2015 is the 100th season of North Texas football. The Mean Green enter the year needing eight wins to reach 500 victories in school history. Head coach Dan McCarney has 22 victories at NT, which ranks eighth all-time. With two more wins, he will pass Theron Fouts. If NT wins eight games, not only would that be the 500th victory, but McCarney would also move into sixth place for coaching wins at NT.

Ready To Roll

Six transfers for North Texas, five that had to sit out 2014, are eligible and ready to hit the field this season. Offensive lineman Sam Rice (SMU), linebacker Blake Bean (Buffalo), wide receiver Nate Grimm (NMSU), twin defensive backs Rashad and Vershad Jackson (New Mexico) and safety Jakii Moore (UAB) are eligible. Moore arrived at North Texas in the spring and was granted immediate eligibility after transferring from UAB.

No Rest In 2015

North Texas had a bye week in the opening week of college football, but, following that open week, it faces a dozen weeks of football. NT plays 12-straight weeks without a break, which is tied for the third longest in the nation. Only two programs in the nation, Colorado and Hawai'i, will play 13 straight weeks without a bye in 2015.

Consecutive weeks with a game:

1. Colorado	13
Hawai'i	13
3. North Texas	12
Florida International	12
Massachusetts	12
Arizona	12

NORTH TEXAS FOOTBALL

MEAN GREEN OFFENSIVE NOTES

NORTH TEXAS CONSECUTIVE STARTS

KAYDON KIRBY, So., OL.....	25
CARLOS HARRIS, JR., WR.....	24
KENNY BUYERS, JR., DB.....	23
FRED SCOTT, JR., LB.....	12

collegetpressbox.com
SINCE 2006 EVERYTHING BUT THE PRE-GAME MEAL

Collegetpressbox.com is the official media website for Conference USA football. Access and download weekly game notes, quotes, statistics, media guides, headshots, logos and more for the conference and each of its member schools.

Login information will be distributed to accredited media or you can apply for a password by sending an e-mail to password@collegetpressbox.com.

Ear It

North Texas has partnered with The Name Engine to provide pronunciations. By going to MeanGreenSports.com and clicking on the roster page, you can hear the pronunciation of selected Mean Green players.

By each individual will be an icon, click on the icon and you will hear the name of the player pronounced along with a phonetic spelling.

C-USA STANDINGS

East	Conference	Overall
Charlotte	0-0	1-0
MTSU	0-0	1-0
WKU	0-0	1-0
FIU	0-0	1-0
Old Dominion	0-0	1-0
Marshall	0-0	1-0
FAU	0-0	0-1

West	Conference	Overall
La Tech	0-0	1-0
Rice	0-0	1-0
North Texas	0-0	0-0
Southern Miss	0-0	0-1
UTEP	0-0	0-1
UTSA	0-0	0-1

Harris Hard To Stop

WR Carlos Harris led North Texas in receiving yards, all-purpose yards, kickoff-return yards and was second in punt-return yards in 2014. Harris also had the highest yards per carry at 10.2 in 2014, as he rushed nine times for 92 yards and a touchdown. He was third in Conference USA in receptions and fourth in receiving yards per game in 2014. Harris is the top-returning receiver in the league in both categories. He was fifth in scoring for NT in 2014. Harris had over 100 all-purpose yards in six games, over 150 yards in five games, and two games of over 200-yards, including a career-high 234 yards in 2014. Harris enters 2015 on the verge of the career top-10 in all-purpose yards at NT, while he already ranks in the top-10 in receptions.

Ground And Pound

The Mean Green rushed for over 200 yards on three different occasions in 2014, and NT has run for over 300 yards seven times in the last four seasons. The Mean Green ran for 21 touchdowns in 2014, which tied for the eighth most in school history. In the four-years of Dan McCarney, NT has run for 8,118 yards, the second most (2001-04) in a four-year stretch since 1981.

All He Does Is Catch TD's

Senior tight end Marcus Smith emerged as a big-play receiver in 2014. Despite making only 15 receptions, he made them count. Six of his catches were for touchdowns, and he led the team in receiving averaged at 15.9 yards a catch. He had five catches for over 20 yards in 2014. and his 15.9 yards-a-catch average was the highest by a North Texas tight end since Andy Blount in 2003.

Quarterback Carosel Ending

One position that has lacked consistency for NT has been quarterback. In 2014, the Mean Green had three different starters at quarterback. If Andrew McNulty starts the season opener, he will be the third different quarterback in three seasons to start the year for NT. From 2002-2011, nine different quarterbacks started the first game of the season for the Mean Green. Only a stretch of Derek Thompson starting from 2011-13 ended the run of a different starting QB. McNulty started the final six games of the 2014 season and has seven career starts.

Best In The Nation

North Texas was the best team in the country in red-zone offense in 2014, scoring 94.3 percent of the time once inside the 20-yard line. The Mean Green scored on 33-of-35 trips inside the red zone in 2014 to edge out UCLA for the best in the nation.

The Magic Numbers

Under head coach Dan McCarney, when scoring 30 points or more, North Texas is a perfect 16-0. When leading after three quarters, NT is 16-1 under McCarney. North Texas is 9-0 when allowing 10 points or less under McCarney, but that streak is 37-straight wins when holding opponents to 10 points or less, dating back to 1988.

One Final Act For The Jimmy Show

Senior Antoine Jimmerson enters the 2015 season ranked 17th at NT with 1,579 rushing yards for his career. He was the leading rusher for the Mean Green in 2014 and with 499 rushing yards in 2015 he can vault his way into the top-10 all-time. Jimmerson can become just the 11th running back in school history to reach 2,000 career yards with 421 rushing yards. Jimmerson ranks tied for ninth all-time with 17 rushing touchdowns and he is tied for seventh place all-time with 22 career touchdowns.

Spreading The Wealth

In 2014, Carlos Harris was one of the top receivers in C-USA and was the leading receiver for NT. Harris had 70 catches, but the dropoff behind him was significant. Harris was responsible for 38.6 percent of the Mean Green receptions in 2014, but the next closest to Harris was Darius Terrell with 26 grabs. In 2013, the Mean Green had three receivers with over 40 receptions and 18 different players with at least one grab. Last season, the Mean Green had only Harris over 40 receptions.

Putting Up Points

The Mean Green offense has combined to average more points in a two-year stretch (2013-14) since 1968-69. NT's 27.2 points a game in 2014, along with the second-highest total in school history in 2013 of 31.6 points a game, made this the highest-scoring stretch in school history since 1968-69.

Air Attack

Under McCarney, North Texas has passed for nearly 10,000 yards (9,981) in four seasons. It is the third-most passing yards in a four-year stretch at North Texas in school history. The Mean Green has thrown 13 or more touchdowns in four-straight seasons, which is the third most in a four-year stretch in school history.

Rebuilding Up Front

The Mean Green offensive line, which featured a veteran group in 2014, enters 2015 with the possibility of only 33 combined starts among the five. Kaydon Kirby has 25 career starts, while Michael Banogu made two starts in the final two games of 2014. Transfer Sam Rice, who sat out 2014, made five starts at SMU. The rest of the potential starting offensive line does not have a start.

NORTH TEXAS FOOTBALL

MEAN GREEN DEFENSE/SPECIAL TEAMS NOTES

MEAN GREEN'S RECORD WHEN:

LEADING AT THE HALF	0-0
TRAILING AT THE HALF	0-0
TIED AT THE HALF	0-0
LEADING AFTER THREE QUARTERS	0-0
TRAILING AFTER THREE QUARTERS	0-0
TIED AFTER THREE QUARTERS	0-0
SCORING FIRST	0-0
OPPONENT SCORES FIRST	0-0
RUNNING MORE PLAYS THAN OPPONENT	0-0
OPPONENT RUNS MORE PLAYS	0-0
SAME NUMBER OF PLAYS	0-0
COMMITTING MORE TURNOVERS	0-0
COMMITTING LESS TURNOVERS	0-0
TURNOVERS ARE EVEN	0-0
COMMITTING AT LEAST TWO TURNOVERS	0-0
WINNING TIME OF POSSESSION	0-0
OPPONENT WINS TIME OF POSSESSION	0-0
RUNNING 70 OR MORE OFF. PLAYS	0-0
RUNNING LESS THAN 70 OFF. PLAYS	0-0
RUSHING FOR 150 YARDS OR MORE	0-0
RUSHING FOR LESS THAN 150 YARDS	0-0
PASSING FOR 200 YARDS OR MORE	0-0
PASSING FOR LESS THAN 200 YARDS	0-0
PASSING % IS OVER 55%	0-0
PASSING % IS LESS THAN 55%	0-0
THIRD DOWN CONV. IS OVER 40%	0-0
THIRD DOWN CONV. IS LESS THAN 40%	0-0
GAINING MORE TOTAL YARDS THAN OPP	0-0
GAINING LESS TOTAL YARDS THAN OPP	0-0
PLAYING AT HOME	0-0
PLAYING ON THE ROAD	0-0
PLAYING ON NATURAL GRASS	0-0
PLAYING ON ARTIFICIAL SURFACE	0-0

UNDER DAN MCCARNEY:

LEADING AT THE HALF	17-2
TRAILING AT THE HALF	2-19
TIED AT THE HALF	3-2
LEADING AFTER THREE QUARTERS	19-1
TRAILING AFTER THREE QUARTERS	2-26
SCORING FIRST	13-6
OPPONENT SCORES FIRST	9-21
RUNNING MORE PLAYS THAN OPPONENT	15-12
OPPONENT RUNS MORE PLAYS	7-14
SAME NUMBER OF PLAYS	0-1
COMMITTING MORE TURNOVERS	1-13
COMMITTING LESS TURNOVERS	18-9
TURNOVERS ARE EVEN	3-3
COMMITTING AT LEAST TWO TURNOVERS	8-18
WINNING TIME OF POSSESSION	17-15
OPPONENT WINS TIME OF POSSESSION	5-12
RUNNING 70 OR MORE OFF. PLAYS	13-11
RUNNING LESS THAN 70 OFF. PLAYS	9-16
RUSHING FOR 150 YARDS OR MORE	17-6
RUSHING FOR LESS THAN 150 YARDS	5-21
RUSHING FOR 200 YARDS OR MORE	12-2
PASSING FOR 200 YARDS OR MORE	11-15
PASSING FOR LESS THAN 200 YARDS	11-12
PASSING % IS OVER 55%	14-14
PASSING % IS LESS THAN 55%	8-13
THIRD DOWN CONV. IS OVER 40%	14-6
THIRD DOWN CONV. IS LESS THAN 40%	8-21
WINNING TURNOVER MARGIN	18-9
SCORING 20 POINTS OR MORE	20-16
SCORING 30 POINTS OR MORE	16-0
SCORING 40 POINTS OR MORE	6-0
HOLDING OPP. TO 10 POINTS OR LESS	9-0
HOLDING OPP. TO 20 POINTS OR LESS	14-1
GAINING MORE TOTAL YARDS THAN OPP	18-4
GAINING LESS TOTAL YARDS THAN OPP	4-23
PLAY AT HOME	16-7
PLAYING ON THE ROAD	5-20
NEUTRAL SITE	1-0

Cosh Inherits A Stingy Defense

New Mean Green defensive coordinator Chris Cosh takes over a unit that is coming off one of the best seasons statistically in nearly a decade. The North Texas defense in 2014 allowed the fewest yards a game since 2006 with 369.4 yards per contest. It was also a ball hawking defense, as North Texas had seven different defensive backs with an interception in 2014, which was a school record for most DBs in a single season with at least one pick.

Home Defense System

North Texas allowed an average of only 17.5 points a game at home in 2014. Over the last four seasons since Apogee Stadium opened, the Mean Green defense has allowed fewer than 20 points a game in three of four seasons and three consecutive years. The four previous seasons, 2007-10, the Mean Green allowed over 30 points a game in three of four seasons.

Points Allowed at Home

2014:	17.5
2013:	14.0
2012:	19.0
2011:	24.6
2010:	29.7
2009:	30.1
2008:	47.0
2007:	39.8

Getting Behind The Line

The Mean Green defensive line produced 33 sacks in 2014, tied for the fifth most in school history. North Texas had a school-record 10 sacks in a game, and defensive end Tillman Johnson recorded a freshman school-record 3.0 sacks in a game. Johnson finished with a freshman-record 5.0 sacks on the season. The last two seasons, NT has recorded 72 sacks, which is the second most in back-to-back seasons in school history, only one shy of the record of 73 set in 1996-97.

Freshman All-America

Placekicker Trevor Moore earned freshman All-America honors after hitting 15-of-17 in field goals and he was a perfect 37-for-37 in PATs. Moore's field-goal percentage of 88.2 was the best in school history, and his 37-for-37 in PATs was tied for the most without a miss in a single season. Moore, a Lou Groza Award candidate, can break the school record for most PATs without a miss with by making 25 more. The 88.2 percent FG percentage was sixth in the nation last season and ranks fifth among active players heading into 2015.

That Kid Is One Of A Kind

Darvin Kidsy was one of six players in FBS to return a punt and a kickoff for a touchdown in 2014. He's one of three active players who completed the feat in 2014. The other five players are Marcus Murphy (Missouri), Tyreek Hill (Oklahoma State), William Likely (Maryland), Isaiah McKenzie (Georgia) and Kaelin Clay (Utah). It marked the second-straight season NT had a player return both a punt and kickoff for a TD, as Brelan Chancellor accomplished the feat in 2013.

Special Forces

Entering his third season, special teams coach Tommy Perry has completely remade the Mean Green units into perhaps the best in the nation. In 2013, the Mean Green special teams ranked first in the nation in blocked kicks, blocked punts, and block punts allowed. Last season, NT led the nation again in blocked punts allowed (0) and blocked kicks allowed. In 2014, the Mean Green was fifth in the nation in kick-return defense.

Can't Touch This

Dan McCarney has emphasized special teams since his arrival in 2011 and the North Texas punt team has delivered. North Texas has not had a single punt blocked in the Dan McCarney era. The last NT punt that was blocked was in 2010 by Rice, a streak that is currently at 59 games. That streak is the fourth longest in the nation.

School	Year	Games
UCLA	2008	79
Hawai'i	2008	77
Auburn	2009	77
North Texas	2010	59

Defense and Special Teams Getting Offensive

Since 2011 under Dan McCarney, NT has scored 21 times on defense or special teams. The Mean Green has 19 touchdowns and two safeties. The Mean Green has four blocked punts that has resulted in TDs, two punt returns, one kickoff return, six interception returns for TD, and six fumble returns for a touchdown. Dating back to the 2010 season, the Mean Green has scored 21 touchdowns from either the defense or special teams, which ranks 16th in the nation. North Texas is one of only four non-Power 5 teams in the nation with 21 or more TDs since 2010. Only Houston (26), Boise State (24) and Fresno State (23) rank ahead of NT of schools from a non-Power 5 league. Oregon leads the nation since 2010 with 32.

NORTH TEXAS FOOTBALL

HEAD COACH DAN MCCARNEY

McCarney Quick Facts

Age: 62
Alma Mater: Iowa ('75)
NT Record: 22-27
 (5th year)
Career Record: 78-112
 (17th year)
Playing Experience:
 Offensive Lineman at Iowa (1971-74)
Family: Married to Margy. Has three children: Jillian, Melanie, Shane.



McCarney Coaching Experience

Year	School	Position
2011-Pres	North Texas	Head Coach
2008-10	Florida	Ast. HC/DL
2007	South Florida	Ast. HC/DL
1995-06	Iowa State	Head Coach
1990-94	Wisconsin	D. Coord./DL
1979-89	Iowa	Def. Line
1977-78	Iowa	Off. Line

McCarney Year-by-Year

Year	Overall	Conf.	Finish
1995*	3-8	1-6	T7th
1996*	2-9	1-7	6th
1997*	1-10	1-7	6th
1998*	3-8	1-7	T5th
1999*	4-7	1-7	T5th
2000*	9-3	5-3	3rd
2001*	7-5	4-4	3rd
2002*	7-7	4-4	3rd
2003*	2-10	0-8	6th
2004*	7-5	4-4	T1st
2005*	7-5	4-4	T2nd
2006*	4-8	1-7	6th
2011^	5-7	4-4	5th
2012	4-8	3-5	T6th
2013	9-4	6-2	T2nd
2014	4-8	2-6	5th
2015			

Totals: 78-112 42-85

*-Iowa State

^-North Texas

McCarney Bowl Experience

1982: Rose	2000: Insight.com
1982: Peach	2001: Independence
1983: Gator	2002: Humanitarian
1984: Freedom	2004: Independence
1986: Rose	2005: EV1.Net Houston
1986: Holiday	2008: Brut Sun
1987: Holiday	2009: BCS National Title
1988: Peach	2010: Sugar
1994: Rose	2011: Outback
1994: Hall of Fame	2014: Heart of Dallas

Dan McCarney knows how to build football programs. He was a part of a historic turnaround at Iowa State, and now you can add North Texas to that list. McCarney has turned around North Texas and taken the program to heights that were unthinkable when he arrived in 2011.

On their way to the 2014 Heart of Dallas Bowl Championship, the Mean Green won nine games in 2013, tied for the second most in school history and just the sixth time in 100 years North Texas has won nine games. The season culminated with North Texas winning the 2014 Heart of Dallas Bowl 36-14 over UNLV on January 1.

In 2014 McCarney powered North Texas to a 43-6 win over rival SMU, just the fifth win for NT in 34 games against the Mustangs. North Texas posted 77 points in a game in 2014, the fourth-highest total in a game in school history. 2014 also saw one of McCarney's first recruits at North Texas, offensive lineman Cyril Lemon, earn his fourth straight all-conference honor as he was named to the Conference USA first-team.

Lemon was the only player in the nation to start 49 straight games and earn all-conference honors in four straight years.

McCarney led the Mean Green to a 6-2 record in the inaugural season in Conference USA, tying for second place and the second most conference wins in school history. Along the way, the Mean Green broke offensive, defensive, special teams and attendance records.

The Mean Green achieved the biggest single season turnaround since 1982-83. The North Texas offense set a new school record for total offense in a single season, topping the 5,000-yard mark for the first time. North Texas rushed for over 300-yards three times in 2013, which is the most in a season since 1959.



The North Texas defense allowed the fewest points per game since 2002, and tied for the second most sacks in school history.

McCarney is establishing a record of dominance at Apogee Stadium as North Texas has a home record of 16-7 at Apogee Stadium since 2011. The Mean Green went 5-1 at home in 2013, tying for the second most wins in school history. The three seasons before 2011, the Mean Green went just 1-16 at home.

McCarney has won 22 games at North Texas, which already ranks in the top-10 all-time as he enters the 2015 season eighth in coaching wins. McCarney reached 18 wins faster at North Texas than any coach since Rod Rust in 1967-69 after his first three seasons.

He has brought out the best individually at North Texas as the Mean Green had 12 players earn 14 spots on the C-USA all-conference team in 2013, the second most in school history. Brelan Chancellor became just the second player in league history to earn first-team all-conference honors as a kick and punt returner, and was the only player in the nation to rank in the top 10 in punt and kick returns in 2013.

The North Texas resurgence was fueled by all three phases: offense, defense and special teams. Under McCarney, the Mean Green ranked in the top 10 in the nation in 2013 in fourth down conversion defense (fifth), blocked kicks (first), blocked punts (first), blocked punts allowed (first), fumbles recovered (fourth), sacks allowed (seventh), punt returns (fifth), red zone defense (second), scoring defense (eighth), sacks (seventh) and turnovers (fourth).

With more than 30 years of college coaching experience, including 13 years as a head coach at Iowa State University, McCarney is an established leader. He came to North Texas after serving as the assistant head coach at the University of Florida where he had been since 2008. He helped win a national championship at Florida.

McCarney began his coaching career at the University of Iowa, where he was an assistant under Fry for 11 years. He continued his career as the defensive coordinator at the University of Wisconsin under Alvarez, directing some of the best defensive teams in that school's history. At Wisconsin, McCarney helped turn a team that had won 10 games in five years into a Big 10 Conference championship and Rose Bowl appearance in his fourth year.

McCarney took over as head coach at Iowa State in 1995, assuming responsibility of a program that had enjoyed just three winning seasons in the 16 years prior to his arrival. McCarney led Iowa State to five bowl games from 2000-05 and was named the Big 12 Conference Coach of the Year in 2004 when his team earned a Big 12 North championship.

NORTH TEXAS FOOTBALL

2015 GAME-BY-GAME RESULTS

	Tm. Rushing (Att.-Yds.-TDs)		Tm. Passing (Att.-Comp.-Yds.-Int-TDs)		Tm. Total Offense		Tm. First Downs		Fumbles-Lost	
	NT	Opp	NT	Opp	NT	Opp	NT	Opp	NT	Opp
at SMU										
vs. Rice										
at Iowa										
at Southern Miss										
vs. Portland St.										
vs. WKU										
at Marshall										
vs. UTSA										
at Louisiana Tech										
at Tennessee										
at MTSU										
vs. UTEP										

INDIVIDUAL RUSHING (Att.-Yds.-TD)

Jimmerson Wilson Ivery

at SMU			
vs. Rice			
at Iowa			
at Southern Miss			
vs. Portland St.			
vs. WKU			
at Marshall			
vs. UTSA			
at Louisiana Tech			
at Tennessee			
at MTSU			
vs. UTEP			

INDIVIDUAL PASSING (Att.-Comp.-Yds.-Int.-TD)

Greer McNulty D. Smith

at SMU			
vs. Rice			
at Iowa			
at Southern Miss			
vs. Portland St.			
vs. WKU			
at Marshall			
vs. UTSA			
at Louisiana Tech			
at Tennessee			
at MTSU			
vs. UTEP			

INDIVIDUAL RECEIVING (Rec.-Yds.-TD)

Harris Kidsy Goree M. Smith Smiley Rutherford

at SMU					
vs. Rice					
at Iowa					
at Southern Miss					
vs. Portland St.					
vs. WKU					
at Marshall					
vs. UTSA					
at Louisiana Tech					
at Tennessee					
at MTSU					
vs. UTEP					

NORTH TEXAS FOOTBALL

INDIVIDUAL LEADERS BY GAME

Game	Rushing (att-yds-td)	Passing (att-comp-yds-td)	Receiving (rec-yds-td)	Tackles
at SMU				
vs. Rice				
at Iowa				
at Southern Miss				
vs. Portland St.				
vs. WKU				
at Marshall				
vs. UTSA				
at Louisiana Tech				
at Tennessee				
at MTSU				
vs. UTEP				

OPPONENT INDIVIDUAL LEADERS BY GAME

Game	Rushing (att-yds-td)	Passing (att-comp-yds-td)	Receiving (rec-yds-td)	Tackles
at SMU				
vs. Rice				
at Iowa				
at Southern Miss				
vs. Portland St.				
vs. WKU				
at Marshall				
vs. UTSA				
at Louisiana Tech				
at Tennessee				
at MTSU				
vs. UTEP				

CONFERENCE USA CONFERENCE PLAYERS OF THE WEEK

Week	Offense	Defense	Special Teams
Sept. 7	Ray Lawry (ODU)	Tiquan Lang (Marshall)	Blake Brewer (Charlotte)

NORTH TEXAS FOOTBALL

2015 STARTING LINEUPS

OFFENSE

Game	LT	LG	C	RG	RT	WR	WR	WR	TE	RB	QB
at SMU											
vs. Rice											
at Iowa											
at Southern Miss											
vs. Portland St.											
vs. WKU											
at Marshall											
vs. UTSA											
at Louisiana Tech											
at Tennessee											
at MTSU											
vs. UTEP											

DEFENSE

Game	DE	DT	DT	DE	LOLB	MLB	ROLB	CB	CB	FS	SS
at SMU											
vs. Rice											
at Iowa											
at Southern Miss											
vs. Portland St.											
vs. WKU											
at Marshall											
vs. UTSA											
at Louisiana Tech											
at Tennessee											
at MTSU											
vs. UTEP											

NORTH TEXAS FOOTBALL

2015 LONG PLAYS

NORTH TEXAS BIG PLAYS

Opponent	RUSHING				PASSING				SPECIAL TEAMS	
	20-29	30-39	40-49	50+	20-29	30-39	40-49	50+	Block	Ret TD
at SMU										
vs. Rice										
at Iowa										
at Southern Miss										
vs. Portland St.										
vs. WKU										
at Marshall										
vs. UTSA										
at Louisiana Tech										
at Tennessee										
at MTSU										
vs. UTEP										
TOTALS										

OPPONENT BIG PLAYS

Opponent	RUSHING				PASSING				SPECIAL TEAMS	
	20-29	30-39	40-49	50+	20-29	30-39	40-49	50+	Block	Ret TD
at SMU										
vs. Rice										
at Iowa										
at Southern Miss										
vs. Portland St.										
vs. WKU										
at Marshall										
vs. UTSA										
at Louisiana Tech										
at Tennessee										
at MTSU										
vs. UTEP										
TOTALS										

TURNOVERS FORCED

Opponent	NORTH TEXAS				Margin	OPPONENTS			
	FUM	INT	TOT	PTS OFF		FUM	INT	TOT	PTS OFF
at SMU									
vs. Rice									
at Iowa									
at Southern Miss									
vs. Portland St.									
vs. WKU									
at Marshall									
vs. UTSA									
at Louisiana Tech									
at Tennessee									
at MTSU									
vs. UTEP									
TOTALS									

NORTH TEXAS FOOTBALL

2015 INDIVIDUAL BIG PLAYS

NORTH TEXAS PLAYS FROM SCRIMMAGE 20+ YARDS

RUNNING PLAYS (0)

Yds Rusher _____ Opponent

*-Touchdown

PASSING PLAYS (0)

Yds Receiver _____ Opponent

*-Touchdown

KR 30 YARDS OR MORE (0)

Yds Returner _____ Opponent

*- Touchdown

PR 20 YARDS OR MORE (0)

Yds Returner _____ Opponent

*- Touchdown

INT RETURN 20 YARDS OR MORE (0)

Yds Returner _____ Opponent

*- Touchdown

FUM RETURN 20 YARDS OR MORE (0)

Yds Returner _____ Opponent

*- Touchdown

OPPONENT PLAYS FROM SCRIMMAGE 20+ YARDS

RUNNING PLAYS (0)

Yds Rusher _____ Team

*- Touchdown

PASSING PLAYS (0)

Yds Receiver _____ Team

*- Touchdown

KR 30 YARDS OR MORE (0)

Yds Returner _____ Team

*- Touchdown

PR 20 YARDS OR MORE (0)

Yds Returner _____ Team

*- Touchdown

INT RETURN 20 YARDS OR MORE (0)

Yds Returner _____ Team

FUM RETURN 20 YARDS OR MORE (0)

Yds Returner _____ Opponent

*- Touchdown

*- Touchdown

NORTH TEXAS FOOTBALL

THE LAST TIME.....

Scoring

Scored 30 or more points	31 vs. Florida Atlantic (11/9/14)
Scored 40 or more points	77 vs Nicholls (9/20/14)
Scored 50 or more points	77 vs Nicholls (9/20/14)
Scored 60 or more points	77 vs Nicholls (9/20/14)

Total Offense

Had more than 400 total yards	437 at UTSA (11/29/14)
Had more than 450 total yards	451 at UAB (10/11/14)
Had more than 500 total yards	526 vs Nicholls (9/20/14)
Had more than 600 total yards	635 vs. Navy (11/10/07)

Rushing Offense

Rushed for 150 or more yards	150 at UTSA (11/29/14)
Rushed for 200 or more yards	235 vs. Florida Atlantic (11/9/14)
Rushed for 250 or more yards	324 vs Nicholls (9/20/14)
Rushed for 300 or more yards	324 vs Nicholls (9/20/14)
Rushed for 400 or more yards	464 vs. Middle Tennessee (12/3/11)

Passing Offense

Passed for 250 or more yards	287 at UTSA (11/29/14)
Passed for 300 or more yards	300 at Southern Miss (10/26/13)
Passed for 350 or more yards	404 vs. Idaho (8/31/13)
Passed for 400 or more yards	404 vs. Idaho (8/31/13)
Passed for 500 or more yards	601 at SMU (9/8/07)

Scoring Defense

Allowed 0 points	0 vs. Troy State (10/30/03)
Allowed 3 or fewer points	3 vs Nicholls (9/20/14)
Allowed 7 or fewer points	6 vs. SMU (9/6/14)
Allowed 10 or fewer points	10 vs. Florida Atlantic (11/9/14)

Total Defense

Allowed fewer than 75 total yards	49 vs. Lamar (11/5/83)
Allowed fewer than 100 total yards	95 vs. Abilene Christian (9/5/92)
Allowed fewer than 150 total yards	147 vs. FIU (11/22/14)
Allowed fewer than 200 total yards	147 vs. FIU (11/22/14)
Allowed fewer than 250 total yards	147 vs. FIU (11/22/14)
Allowed fewer than 300 total yards	vs. FIU (11/22/14)

Rushing Defense

Allowed 0 or fewer yards	-6 vs. Abilene Christian (9/5/92)
Allowed 20 or fewer yards	10 vs. SMU (9/6/14)
Allowed 40 or fewer yards	10 vs. SMU (9/6/14)
Allowed 60 or fewer yards	10 vs. SMU (9/6/14)
Allowed 80 or fewer yards	78 vs Nicholls (9/20/14)
Allowed 100 or fewer yards	91 vs. FIU (11/22/14)

Passing Defense

Allowed 10 or fewer yards	7 vs. Abilene Christian (9/1/94)
Allowed 30 or fewer yards	27 vs. Nicholls State (9/7/02)
Allowed 50 or fewer yards	45 vs. Army (9/18/10)
Allowed 100 or fewer yards	56 vs. FIU (11/22/14)
Allowed 150 or fewer yards	56 vs. FIU (11/22/14)
Allowed 200 or fewer yards	56 vs. FIU (11/22/14)

Miscellaneous Team

NT wins when holding opponents to 10 points or less	37 consecutive, last loss at Marshall 7-0 (11/25/88)
NT wins when scoring 30 points or more	17, last win vs Nicholls (9/20/14)
Last shutout win	21-0 vs. Troy (10/30/03)

NORTH TEXAS FOOTBALL

THE LAST TIME.....

Individual Rushing

Had a player rush for 100 or more yards	106 by Jeffrey Wilson at UTSA (11/29/14)
Had 2 players rush for 100 or more yards.....	139 by Antoine Jimmerson vs. Texas So. (9/8/12); 106 by Brandin Byrd vs. Texas So. (9/8/12)
Had a player rush for 150 or more yards	251 by Brandin Byrd at Tulsa (11/30/13)
Had a player rush for 200 or more yards	251 by Brandin Byrd at Tulsa (11/30/13)
Had a player rush for 250 or more yards	251 by Brandin Byrd at Tulsa (11/30/13)
Had a player rush for 300 or more yards	313 by Lance Dunbar vs. MTSU (12/3/11)
Had a player rush for 2 or more TD's	2 by Dajon Williams and Reggie Pegram vs Nicholls (9/20/14)
Had a player rush for 3 or more TD's	3 by Brandin Byrd at Tulsa (11/30/13)
Had a player rush for 4 or more TD's	4 by Lance Dunbar vs. MTSU (12/3/11)
Had a player rush for 5 or more TD's	Never

Individual Passing

Had a player pass for 200 or more yards	287 by Andrew McNulty at UTSA (11/29/14)
Had a player pass for 250 or more yards	287 by Andrew McNulty at UTSA (11/29/14)
Had a player pass for 300 or more yards	300 by Derek Thompson at Southern Miss (10/26/13)
Had a player pass for 400 or more yards	478 by Giovanni Vizza vs. Navy (11/10/07)
Had a player pass for 500 or more yards	601 by Daniel Meager at SMU (9/8/07)
Had a player pass for 2 or more TD's	3 by Dajon Williams at Indiana (10/4/14)
Had a player pass for 3 or more TD's	3 by Dajon Williams at Indiana (10/4/14)
Had a player pass for 4 or more TD's	4 by Riley Dodge vs. WKU (10/31/09)
Had a player pass for 5 or more TD's	8 by Giovanni Vizza vs. Navy (11/10/07)

Individual Receiving

Had a player with 10 or more receptions in a game	10 by Carlos Harris at UTSA (11/29/14)
Had a player with 15 or more receptions in a game	15 by Carlos Harris vs. Southern Miss (10/18/14)
Had a player receive 100 or more yards	131 by Carlos Harris at UTSA (11/29/14)
Had 2 players receive 100 or more yards.....	130 by Darnell Smith; 103 by Breelan Chancellor at. Tulane (10/5/13)
Had a player receive 150 or more yards	216 by Carlos Harris vs. Southern Miss (10/18/14)
Had a player receive 200 or more yards	216 by Carlos Harris vs. Southern Miss (10/18/14)
Had a player receive 250 or more yards	327 by Casey Fitzgerald at SMU (9/8/07)
Had a player receive 300 or more yards	327 by Casey Fitzgerald at SMU (9/8/07)
Had a player receive 2 or more TD's	2 by Breelan Chancellor at LSU (9/1/12)
Had a player receive 3 or more TD's	5 by Casey Fitzgerald vs. Navy (11/10/07)
Had a player receive 4 or more TD's	5 by Casey Fitzgerald vs. Navy (11/10/07)

Returned a kickoff for a TD	100 yards by Darvin Kidsy at Rice (10/25/14)
Returned a punt for a TD	75 yards by Darvin Kidsy vs Nicholls (9/20/14)
Returned an INT for a TD.....	98 yards by Zac Whitfield vs Nicholls (9/20/14)
Returned a fumble for a TD	31 by Jarrian Roberts vs. SMU (9/6/14)
Blocked a punt	Sed Ellis vs Nicholls (9/20/14)
Returned a blocked punt for TD	0 yards by Jarrian Roberts vs. Tulsa (11/30/13)
Blocked a FG	Zach Orr vs. UTEP (11/9/13)
Returned a blocked punt for a TD.....	0 yards by Zac Whitfield at Georgia (9/21/13)
Returned a blocked FG for a TD.....	66 yards by Phillip Littlejohn vs. Idaho (10/4/97)
Recorded a safety	Team Safety vs. Arkansas St. (11/3/12)

NORTH TEXAS FOOTBALL

OPPONENT LAST TIME.....

Rushing Offense

Rushed for 150 or more yards.....	175 by UTSA (11/29/14)
Rushed for 200 or more yards.....	351 by UTEP (11/15/14)
Rushed for 250 or more yards.....	351 by UTEP (11/15/14)
Rushed for 300 or more yards.....	351 by UTEP (11/15/14)

Passing Offense

Passed for 300 or more yards.....	305 by Southern Miss (10/18/14)
Passed for 400 or more yards.....	450 by Georgia (9/21/13)
Passed for 500 or more yards.....	563 by Houston (9/10/11)

Total Offense

Had more than 400 total yards.....	452 by UTSA (11/29/14)
Had more than 450 total yards.....	452 by UTSA (11/29/14)
Had more than 500 total yards.....	506 by Southern Miss (10/18/14)

Individual Rushing

Had a player rush for 100 or more yards.....	177 by Aaron Jones, UTEP (11/15/14)
Had 2 players rush for 100 or more yards.....	150 by Tevin Coleman, Indiana (10/4/14); 102 by D. Roberts by Indiana (10/4/14)
Had a player rush for 150 or more yards.....	177 by Aaron Jones, UTEP (11/15/14)
Had a player rush for 200 or more yards.....	245 by Antonio Andrews, WKU (11/24/12)
Had a player rush for 2 or more TD's.....	5 by Aaron Jones, UTEP (11/15/14)
Had a player rush for 3 or more TD's.....	5 by Aaron Jones, UTEP (11/15/14)

Individual Passing

Had a player pass for 300 or more yards.....	305 by Nick Mullen, Southern Miss, (10/18/14)
Had a player pass for 400 or more yards.....	408 by Aaron Murray, Georgia (9/21/13)
Had a player pass for 3 or more TD's.....	3 by Nate Sudfeld, Indiana (10/4/14)
Had a player pass for 4 or more TD's.....	5 by Cody Sokol, La Tech (9/11/14)

Individual Receiving

Had a player receive 150 or more yards.....	187 by Patrick Edwards, Houston, (9/10/11)
Had a player receive 200 or more yards.....	263 by Trevor Insley, Nevada (10/30/99)
Had 2 players receive 100 or more yards.....	140 by Kyle Griswold; 121 by Anthony Amos, MTSU (10/27/12)
Had a player receive 3 or more TD's.....	3 by Jason Chery, Louisiana-Lafayette (10/11/08)

Scoring

Scored 30 or more points.....	34 by UTSA (11/29/14)
Scored 40 or more points.....	41 by Rice (10/25/14)
Scored 50 or more points.....	56 by UAB (10/11/14)
Scored 60 or more points.....	77 by Rice (9/27/08)

Returned a kickoff for a TD.....	100 yards by Luther Ambrose, ULM, (10/22/11)
Returned a punt for a TD.....	74 yards by Richie Leonard, FIU, (11/22/14)
Returned an INT for a TD.....	71 yards by Jeremiah McKinnon, FIU (11/22/14)
Returned a fumble for a TD.....	40 yards by Jontavious Morris, UAB, (10/11/14)
Returned a blocked punt for a TD.....	33 yards by Andrew Joseph, Louisiana- Lafayette (10/10/09)
Returned a blocked FG for a TD.....	62 yards by Derrick Strozier, Tulane (10/5/13)
Recorded a safety.....	Team, Troy, (10/24/09)

North Texas Overtime Record (1-1)

October 7, 2006

North Texas 25 FIU 22 7 OT's

September 12, 2009

Ohio 31 North Texas 30 2OT's

NORTH TEXAS FOOTBALL

MEAN GREEN SEASON AND CAREER HIGHS - OFFENSE



Andrew McNulty
Sr • 6-1 • 211
Iowa City, Iowa
Quarterback

#5

2015 Season Highs

Attempts
Completions
Passing Yards
Passing TD's
Longest Pass
Rushing Yards
Longest Rush

Career Highs

Attempts 43 at UTSA (11/29/14)
Completions 24 at UTSA (11/29/14)
Passing Yards 287, twice
Passing TD's 1, six times
Longest Pass 51 at Rice (10/25/14)
Rushing Yards 67 at UTEP (11/15/14)
Longest Rush 65 at UTEP (11/15/14)



Josh Greer
Jr • 6-5 • 212
Arlington, Texas
Quarterback


#8

2015 Season Highs

Attempts
Completions
Passing Yards
Passing TD's
Longest Pass
Rushing Yards
Longest Rush

Career Highs

Attempts 27 vs. LA Tech (9/11/14)
Completions 13 vs. LA Tech (9/11/14)
Passing Yards 86 vs. SMU (9/6/14)
Passing TD's
Longest Pass 23 vs. LA Tech (9/11/14)
Rushing Yards -2 vs. SMU (9/6/14)
Longest Rush 5 vs. LA Tech (9/11/14)



Antoinne Jimmerson
Sr • 5-9 • 220
Dallas, Texas
Running Back


#22

2015 Season Highs

Rushes
Rushing Yards
Longest Rush
Long Reception
Touchdowns
100-yard rushing games

Career Highs

Rushes 17 vs. FAU (11/8/14)
Rushing Yards 139 vs. Texas So. (9/8/12)
Longest Rush 45 vs. Kansas St. (9/15/12)
Long Reception 78 vs. ULL (10/16/12)
Touchdowns 2, three times
100-yard rushing games 2



Jeffrey Wilson
So • 6-0 • 195
Elkhart, Texas
Running Back

#26

2015 Season Highs

Rushes
Rushing Yards
Longest Rush
Long Reception
Touchdowns
100-yard rushing games

Career Highs

Rushes 19 at UTSA (11/29/14)
Rushing Yards 105 at UTSA (11/29/14)
Longest Rush 20 at UTSA (11/29/14)
Long Reception 29 at UTEP (11/15/14)
Touchdowns 1 at UTEP (11/15/14)
100-yard rushing games 1



Carlos Harris
Sr • 5-8 • 185
Frisco, Texas
Wide Receiver

#9

2015 Season Highs

Receptions
Receiving Yards
Touchdowns
Long Reception
100-Yard Receiving Games

Career Highs

Receptions 15 vs. Southern Miss (10/18/14)
Receiving Yards 216 vs. Southern Miss (10/18/14)
Touchdowns 1, five times
Long Reception 51 at Rice (10/25/14)
100-Yard Receiving Games 3



Darvin Kiddy
Jr • 6-0 • 183
Missouri City, Texas
Wide Receiver

#4

2015 Season Highs

Receptions
Receiving Yards
Touchdowns
100-Yard Receiving Games
Long Reception
Long Punt Return

Career Highs

Receptions 4 vs. Ball St. (9/14/14)
Receiving Yards 47 vs. Ball St. (9/14/14)
Touchdowns
100-Yard Receiving Games
Long Reception 25 vs. Nicholls (9/20/14)
Long Kickoff Return 100 at Rice (10/25/14)
Long Punt Return 75 vs. Nicholls (9/20/14)



Turner Smiley
So • 6-0 • 189
Frisco, Texas
Wide Receiver

#1

2015 Season Highs

Receptions
Receiving Yards
Touchdowns
Long Reception
100-Yard Receiving Games

Career Highs

Receptions 4 at UAB (10/11/15)
Receiving Yards 77 at UAB (10/11/15)
Touchdowns 1 at UAB (10/11/15)
Long Reception 44 at UAB (10/11/15)
100-Yard Receiving Games



Tee Goree
Fr • 6-3 • 173
Carthage, Texas
Wide Receiver

#3

2015 Season Highs

Receptions
Receiving Yards
Touchdowns
Long Reception
100-Yard Receiving Games

Career Highs

Receptions
Receiving Yards
Touchdowns
Long Reception
100-Yard Receiving Games

NORTH TEXAS FOOTBALL

MEAN GREEN SEASON AND CAREER HIGHS - OFFENSE/DEFENSE/SPECIAL TEAMS



Marcus Smith
Sr • 6-4 • 242
San Antonio, Texas
Tight End

#18

2015 Season Highs

Receptions
Receiving Yards
Touchdowns
Long Reception

Career Highs

Receptions 3, twice
Receiving Yards 55 vs. Nicholls (9/20/14)
Touchdowns 1, six times
Long Reception 41 vs. Nicholls (9/20/14)



Chad Polk
Sr • 6-0 • 231
Dallas, Texas
Defensive End

#42

2015 Season Highs

Tackles
Tackles For Loss
Sacks
Interceptions

Career Highs

Tackles 7 vs. Nicholls (9/20/14)
Tackles For Loss 3.0 vs. FAU (11/8/14)
Sacks 2.0 vs. Nicholls (9/20/14)
Interceptions



Jarrian Roberts
Jr • 6-2 • 252
Clarksville, Texas
Defensive End


#30

2015 Season Highs

Tackles
Tackles For Loss
Sacks
Interceptions

Career Highs

Tackles 3, five times
Tackles For Loss 2.0 at Texas (8/30/14)
Sacks 1.0, twice
Interceptions



Austin Orr
Sr • 6-4 • 264
Seabrook, Texas
Defensive Tackle

#91

2015 Season Highs

Tackles
Tackles For Loss
Sacks
Interceptions

Career Highs

Tackles 7 at UTEP (11/15/15)
Tackles For Loss 1.0, four times
Sacks 1.0, twice
Interceptions



Malik Dilonga
Jr • 6-4 • 252
Cedar Hill, Texas
Defensive End


#56

2015 Season Highs

Tackles
Tackles For Loss
Sacks
Interceptions

Career Highs

Tackles 4 vs. Nicholls (9/20/14)
Tackles For Loss 1.5, twice
Sacks 1.0, twice
Interceptions



Andy Flusche
So • 6-3 • 259
Cedar Hill, Texas
Defensive End

#99

2015 Season Highs

Tackles
Tackles For Loss
Sacks
Interceptions

Career Highs

Tackles 4 vs. Nicholls (9/20/14)
Tackles For Loss 1.0, twice
Sacks 1.0 vs. Nicholls (9/20/14)
Interceptions



Fred Scott
Jr • 5-11 • 233
Kennedale, Texas
Linebacker

#32

2015 Season Highs

Tackles
Tackles For Loss
Sacks
Interceptions

Career Highs

Tackles 7, twice
Tackles For Loss 1.0, three times
Sacks
Interceptions



Sed Ellis
Jr • 6-3 • 201
Paris, Texas
Linebacker

#6

2015 Season Highs

Tackles
Tackles For Loss
Sacks
Interceptions

Career Highs

Tackles 5 at Indiana (10/4/14)
Tackles For Loss 1.0 vs. Nicholls (9/20/14)
Sacks
Interceptions



Blake Bean
Sr • 6-1 • 223
El Dorado, Kansas
Linebacker

#27

2015 Season Highs

Tackles
Tackles For Loss
Sacks
Interceptions

Career Highs

Tackles
Tackles For Loss
Sacks
Interceptions

NORTH TEXAS FOOTBALL

MEAN GREEN SEASON AND CAREER HIGHS - DEFENSE/SPECIAL TEAMS



Anthony Wallace
Sr • 6-0 • 227
Dallas, Texas
Linebacker

#43

2015 Season Highs

Tackles
Tackles For Loss
Sacks
Interceptions

Career Highs

Tackles 5 vs. Texas (8/30/14)
Tackles For Loss
Sacks
Interceptions



Kishawn McClain
So • 5-11 • 201
Rosenberg, Texas
Safety


#23

2015 Season Highs

Tackles
Tackles For Loss
Sacks
Interceptions

Career Highs

Tackles 9 vs. S. Miss (10/18/14)
Tackles For Loss 0.5 at UTEP (11/15/14)
Sacks
Interceptions 1 vs. S. Miss (10/18/14)



Trevor Moore
So. • 5-11 • 194
Edmond, Oklahoma
Kicker

#30

2015 Season Highs

Longest Kick
FG in a game

Career Highs

Longest Kick 47 vs. SMU (9/6/14)
FG in a game 5 vs. SMU (9/6/14)



Kenny Buyers
Sr • 5-11 • 185
Hurst, Texas
Cornerback


#31

2015 Season Highs

Tackles
Tackles For Loss
Sacks
Interceptions

Career Highs

Tackles 10, twice
Tackles For Loss 1.5 vs. Tulsa (11/30/13)
Sacks 1.0, twice
Interceptions 1, five times



James Gray
Jr • 6-0 • 190
Atlanta, Georgia
Safety


#21

2015 Season Highs

Tackles
Tackles For Loss
Sacks
Interceptions

Career Highs

Tackles
Tackles For Loss
Sacks
Interceptions



Blake Macek
Jr • 5-11 • 190
Sulphur Springs, Texas
Punter

#40

2015 Season Highs

Longest Punt
Number of Punts

Career Highs

Longest Punt 61 vs Georgia (9/21/13)
Number of Punts 9 vs Georgia (9/21/13)



Chad Davis
Jr • 5-10 • 181
Richmond, Texas
Cornerback

#16

2015 Season Highs

Tackles
Tackles For Loss
Sacks
Interceptions

Career Highs

Tackles 2, twice
Tackles For Loss
Sacks
Interceptions 1 vs. FIU (11/22/14)



Cedric Fernandes
Fr • 5-10 • 176
Arlington, Texas
Safety


#14

2015 Season Highs

Tackles
Tackles For Loss
Sacks
Interceptions

Career Highs

Tackles
Tackles For Loss
Sacks
Interceptions



Eric Keena
Jr. • 6-2 • 175
Keller, Texas
Punter

#84

2015 Season Highs

Longest Punt
Number of Punts

Career Highs

Longest Punt 71 at UAB (10/11/14)
Number of Punts 7, three times

NORTH TEXAS FOOTBALL

DEPTH CHART

OFFENSE

LT	66	MICHAEL BANOGU, 6-5, 299, SR., SQ, MCKINNEY, TX
	71	JORDAN MURRAY, 6-9, 360, FR., HS, COPPELL, TX
LG	64	SAM RICE, 6-4, 297, JR. TR, COPPELL, TX
	60	AVERY FORTENBERR, 6-5, 297, FR., RS, ERA, TX
C	50	KAYDON KIRBY, 6-3, 320, JR., 2L, FLOWER MOUND, TX
	54	CREIGHTON BARR, 6-3, 302, FR, HS FLOWER, MOUND, TX -OR- 73 GARRETT GUNTER, 6-4, 293, JR. TR, SPRING BRANCH, TX
RG	65	MICAH THOMPSON, 6-4, 299, SR., 2L, JONES, OK
	77	ELEX WOODWORTH, 6-4, 284, FR., HS, MESQUITE, TX
RT	67	CHRIS MILES, 6-4, 299, FR., RS, FLOWER, MOUND, TX
	72	RYAN RENTFRO, 6-4, 314, JR., 1L, FLOWER MOUND, TX
WR	1	TURNER SMILEY, 6-0, 189, So., 1L, FRISCO, TX
	81	DANIEL KHAN, 5-11, 180, FR., RS, SHERMAN OAKS, CA
WR	9	CARLOS HARRIS, 5-8, 185, SR., 3L, FRISCO, TX-
	11	THADDEOUS THOMPSON, 6-2, 202, JR., TR, CIBOLO, TX
WR	3	TEE GOREE, 6-3, 173, FR., RS, CARTHAGE, TX
	4	DARVIN KIDSY, 6-0, 183, JR., 2L, MISSOURI CITY, TX
TE	18	MARCUS SMITH, 6-4, 242, SR., 2L, SAN ANTONIO, TX
	14	CHRIS LOVING, 6-4, 258, SR., 1L, KLEIN, TX
RB	26	JEFFREY WILSON, 6-0, 195, So., 1L, ELKHART, TX
	22	ANTOINETTE JIMMERSON, 5-9, 220, SR., 3L, DALLAS, TX -OR- 25 ANDREW TUCKER, 6-0, 203, So., 1L, TYLER TX
QB	5	ANDREW McNULTY, 6-1, 211, SR, 2L, IOWA CITY, IA
	8	JOSH GREER, 6-4, 215, JR., 1L, ARLINGTON, TX

DEFENSE

DT	91	AUSTIN ORR, 6-4, 264, SR., 2L, SEABROOK, TX
	49	RODERICK YOUNG, 6-1, 287, FR., HS, SPRING, TX
DT	48	SIR CALVIN WALLACE, 6-2, 308, JR., 1L, TYLER, TX
	15	T.J. TAAUALO, 6-2, 287, FR., RS, KELLER, TX
DE	30	JARRIAN ROBERTS, 6-2, 252, JR., 1L, CLARKSVILLE, TX
	42	CHAD POLK, 6-0, 231, SR., 3L, DALLAS, TX -OR- 7 JAREID COMBS, 6-3, 258, JR., TR, MINNEAPOLIS, MN
DE	56	MALIK DILONGA, 6-4, 264, JR., 1L, CEDAR HILL, TX
	90	TILLMAN JOHNSON, 6-1, 248, So., 1L, ROUND ROCK, TX -OR- 99 ANDY FLUSCHE, 6-3, 259, So., 1L, MUENSTER, TX
MLB	27	BLAKE BEAN, 6-1, 223, SR., TR, EL DORADO, KS
	43	ANTHONY WALLACE, 6-0, 227, SR. 1L, DALLAS, TX
OLB	32	FRED SCOTT, 5-11, 233, JR., 1L, KENNEDALE, TX -OR-
	17	CORTNEY FINNEY, 5-11, 220, JR., TR, BAY CITY, TX
OLB	37	BRANDON GARNER, 5-11, 225, FR., RS, MANSFIELD, TX -OR-
	3	CALVIN MINOR, 6-3, 213, So., 1L, LEWISVILLE, TX
CB	31	KENNY BUYERS, 5-11, 185, SR., 3L, HURST, TX
	24	ZAC WHITFIELD, 5-9, 190, SR., 3L, SHERMAN, TX
CB	16	CHAD DAVIS, 5-10, 181, JR., 2L, RICHMOND, TX
	8	JAMAL MARSHALL, 6-2, 203, SR., 3L, MISSOURI CITY, TX
FS	34	KISHAWN McCLAIN, 5-11, 201, So., 1L, ROSENBERG, TX
	5	MATTHEW DASH, 6-0, 188, SR., SQ, WILLINGBORO, NJ
SS	21	JAMES GRAY, 6-0, 190, JR., TR, ATLANTA, GA
	14	CEDRICK FERNANDES, 5-10, 176, FR., RS, ARLINGTON, TX

SPECIAL TEAMS

PK	30	TREVOR MOORE, 5-11, 194, So., 1L, EDMOND, OK
	84	ERIC KEENA, 6-2, 175, JR., 1L, KELLER, TX
P	84	ERIC KEENA, 6-2, 175, JR., 1L, KELLER, TX
	40	BLAKE MACEK, 5-11, 190, JR., 2L, SULPHUR SPRINGS, TX
KR	4	DARVIN KIDSY, 6-0, 183, JR., 2L, MISSOURI CITY, TX
	21	JAMES GRAY, 6-0, 190, JR., TR, ATLANTA, GA
PR	4	DARVIN KIDSY, 6-0, 183, JR., 2L, MISSOURI CITY, TX
	58	TONY JOHNSON, 6-1, 216, JR., 1L, FORT WORTH, TX
PH	40	BLAKE MACEK, 5-11, 190, JR., 2L, SULPHUR SPRINGS, TX
KO	84	ERIC KEENA, 6-2, 175, JR., 1L, KELLER, TX

Pronunciation Guide

Michael Banogu	Ban-nuh-goo
Jareid Combs.....	Jared
Malik Dilonga.....	Ma-Leek Dill-Long-UH
B.J. Ebozue	E-Bose-E
Andy Flusche.....	Flu-Shee
Tee Goree	T- Gore-E
Mustafa Haboul.....	HA-Boul
Eric Keena.....	Kean-NAH
Blake Macek.....	MA-Sick
Jakii Moore	Juh-Key
John Schilleci.....	Sha-Lay-See
T.J. Tauaalo.....	Tow-uh-lau-o
Elex Woodworth	EL-X Woodworth

NORTH TEXAS FOOTBALL

MEAN GREEN CAREER STARTS

<u>WR</u>	
Smiley	4

<u>RB</u>	
Jimmerson	3
Wilson	1

<u>WR</u>	
Harris	25

<u>FB</u>	
Lynn	2

<u>QB</u>	
McNulty	8
Greer	3

<u>WR</u>	
Kidsy	5

<u>TE</u>	
M. Smith	10

<u>RT</u>	
Miles	0

<u>RG</u>	
Thompson	0

<u>C</u>	
Kirby	25

<u>LG</u>	
Rice	6*

<u>LT</u>	
Banogu	2

*- six starts at SMU in '13

<u>DE</u>	
Roberts	5
Dilonga	3

<u>DT</u>	
Wallace	9

<u>DT</u>	
Orr	4

<u>DE</u>	
Polk	13

<u>LOLB</u>	
Ellis	6
Marshall	4
Minor	3

<u>MLB</u>	
Scott	12
Bean	0

<u>ROLB</u>	
Finney	0
Scott	0

<u>CB</u>	
Buyers	23

<u>CB</u>	
Davis	0

<u>SS</u>	
McClain	3

<u>FS</u>	
Gray	0

NORTH TEXAS FOOTBALL

ROSTER - NUMERICAL

No.	Name	Pos.	Ht.	Wt.	Cl.	Exp	Hometown (Last School)
1	Smiley, Turner	WR	6-0	189	So.	1L	Frisco, Texas (Wakeland HS)
2	Rutherford, O'Keeron	WR	6-5	190	Fr.	RS	Carthage, Texas (Carthage HS)
3	Goree, Tee	WR	6-3	173	Fr.	RS	Carthage, Texas (Carthage HS)
3	Minor, Calvin	LB	6-3	213	So.	1L	Lewisville, Texas (Lewisville HS)
4	Kidsy, Darvin	WR	6-0	183	Jr.	2L	Missouri City, Texas (Elkins HS)
4	Moore, Jakii	DB	6-1	203	Jr.	TR	Tulsa, Oklahoma (UAB)
5	Dash, Matthew	DB	6-0	188	Sr.	SQ	Willingboro, New Jersey (LA Pierce JC)
5	McNulty, Andrew	QB	6-1	211	Sr.	2L	Iowa City, Iowa (Iowa City HS)
6	Ellis, Sed	LB	6-3	201	Jr.	2L	Paris, Texas (Paris HS)
7	Combs, Jareid	DE	6-3	258	Jr.	TR	Minneapolis, Minnesota (Iowa Central CC)
7	Means, Connor	QB	6-4	215	Fr.	RS	Deer Park, Texas (Deer Park HS)
8	Greer, Josh	QB	6-5	212	Jr.	1L	Arlington, Texas (Navarro JC)
8	Marshall, Jamal	DB	6-3	203	Sr.	3L	Missouri City, Texas (Fort Bend Elkins HS)
9	Harris, Carlos	WR	5-8	185	Sr.	3L	Frisco, Texas (Frisco HS)
10	Jackson, Rashad	DB	5-10	171	Jr.	TR	Missouri City, Texas (New Mexico)
10	Smith, DaMarcus	QB	6-1	216	Jr.	TR	Louisville, Kentucky (Butler CC)
11	Jackson, Vershad	DB	5-10	170	Jr.	TR	Missouri City, Texas (New Mexico)
11	Thompson, Thaddeous	WR	6-2	202	Jr.	TR	Cibola, Texas (Scottsdale CC)
11	Wells, Sam	DB	6-0	193	Fr.	RS	Commerce, Texas (Commerce HS)
13	Cousins, Josh	QB	6-1	207	So.	TR	Argyle, Texas (Northeastern Oklahoma State)
13	Johnson, Tre	WR	5-6	153	Jr.	TR	San Antonio, Texas (Cisco JC)
13	Rhone, Kerrick	DB	5-10	180	Sr.	TR	Pflugerville, Texas (Kent State)
14	Fernandes, Cedric	DB	5-10	176	Fr.	RS	Arlington, Texas (Martin HS)
14	Loving, Chris	TE	6-4	258	Sr.	1L	Klein, Texas (Blinn CC)
15	Chumley, Caleb	QB	6-5	240	Fr.	HS	Longview, Texas (Pine Tree HS)
15	Tauaalo, T.J.	DT	6-2	287	Fr.	RS	Keller, Texas (Central HS)
16	Davis, Chad	DB	5-10	181	Jr.	2L	Richmond, Texas (Bush HS)
16	Grimm, Nate	WR	6-4	207	Fr.	RS	Cedar Park, Texas (New Mexico St.)
17	Finney Cortney	LB	5-11	220	Jr.	TR	Bay City, Texas (Trinity Valley CC)
18	Smith, Marcus	TE	6-4	242	Sr.	2L	San Antonio, Texas (Warren HS)
19	Schilleci, John	DB	6-0	201	Jr.	2L	Denton, Texas (Guyer HS)
19	Shanbour, Quinn	QB	6-0	191	So.	SQ	Oklahoma City, Oklahoma (Heritage Hall HS)
20	Rollins, Rex	RB	6-1	206	Jr.	1L	Tyler, Texas (Chapel Hill HS)
21	Gray, James	DB	6-0	190	Jr.	TR	Atlanta, Georgia (Fort Scott CC)
22	Jimmerson, Antoine	RB	5-9	220	Sr.	3L	Dallas, Texas (DeSoto HS)
23	McClain, Kishawn	DB	5-11	201	So.	1L	Rosenberg, Texas (Terry HS)
24	Whitfield, Zac	DB	5-9	190	Sr.	3L	Sherman, Texas (Sherman HS)
25	Tucker, Andrew	RB	6-0	203	So.	1L	Tyler, Texas (Chapel Hill HS)
26	Wilson, Jeffrey	RB	6-0	195	So.	1L	Elkhart, Texas (Elkhart HS)
27	Bean, Blake	LB	6-1	223	Sr.	TR	El Dorado, Kansas (Buffalo)
27	Prater, Derris	WR	6-1	175	Fr.	HS	Copperas Cove, Texas (Copperas Cove HS)
29	Ivery, Willy	RB	5-9	185	So.	SQ	Sulphur Springs, Texas (Sulphur Springs HS)
29	Strauss, Garrett	DB	6-0	195	Fr.	HS	San Antonio, Texas (Reagan HS)
30	Moore, Trevor	K	5-11	194	So.	1L	Edmond, Oklahoma (Edmond North HS)
30	Roberts, Jarrian	DE	6-2	252	Jr.	1L	Clarksville, Texas (Clarksville HS)
31	Buyers, Kenny	DB	5-11	185	Sr.	2L	Hurst, Texas (L.D. Bell HS)
31	Shields, Tim	WR	5-7	174	Jr.	TR	Dallas, Texas (Tyler JC)
32	Ezzard, A.J.	RB	5-10	207	Fr.	RS	Southlake, Texas (Carroll HS)
32	Scott, Fred	LB	5-11	233	Jr.	1L	Kennedale, Texas (Kennedale HS)
34	Brooks, Nate	DB	6-0	170	Fr.	HS	Whitehouse, Texas (Whitehouse HS)
34	Porter, Marcell	RB	5-7	177	So.	TR	Abilene, Texas (West Texas A&M)
36	Maki, Cannon	FB	6-0	230	Fr.	RS	Fort Worth, Texas (All Saints HS)
36	Montgomery, Jalen	LB	5-11	217	So.	SQ	Mesquite, Texas (Mesquite HS)
37	Davis, Connor	WR	5-10	193	Jr.	TR	Grapevine, Texas (Texas Lutheran)
37	Garner, Brandon	LB	5-11	225	Fr.	RS	Mansfield, Texas (Timberview HS)
38	Jones, Andrew	DB	6-1	173	Fr.	RS	Mesquite, Texas (North Mesquite HS)
39	Lynn, Jarrod	TE	6-0	244	Sr.	1L	Grapevine, Texas (Grapevine HS)
39	Robinson, Taylor	DB	5-11	191	Fr.	HS	Keller, Texas (Central HS)
40	Macek, Blake	P	5-11	190	Jr.	2L	Sulphur Springs, Texas (Sulphur Springs HS)
41	Preston, Ashton	DB	5-10	183	Fr.	HS	Edmond, Oklahoma (Santa Fe HS)
42	Polk, Chad	DE	6-0	231	Sr.	3L	Dallas, Texas (Woodrow Wilson HS)
43	Wallace, Anthony	LB	6-0	227	Sr.	1L	Dallas, Texas (Oregon)
44	Moore, Sid	DL	6-1	261	So.	1L	Van, Texas (Van HS)
44	Nelson, Taylor	RB	5-11	195	So.	TR	Carrollton, Texas (Prince of Peace HS)
46	Smith, A.J.	LB	6-2	225	Sr.	SQ	Miami, Oklahoma (NE Oklahoma A&M)
47	Johnson, Terrance	DL	6-4	257	Fr.	RS	Round Rock, Texas (McNeil HS)
48	Wallace, Sir Calvin	DT	6-2	308	Jr.	1L	Tyler, Texas (Chapel Hill HS)
49	Young, Roderick	DT	6-1	287	Fr.	HS	Spring, Texas (Dekaney HS)
50	Kirby, Kaydon	OL	6-3	320	Jr.	2L	Flower Mound, Texas (Flower Mound HS)
50	Smith, Dakota	DE	6-4	234	Jr.	TR	Plano, Texas (Trinity Valley CC)
51	Davis, Jake	DS	6-0	210	Fr.	RS	Katy, Texas (Seven Lakes HS)
51	McNair, Darrien	LB	6-3	211	Fr.	HS	Ocala, Florida (Trinity Catholic HS)
52	Schwartz, Braelon	LB	6-0	226	So.	RS	Arlington, Texas (Stephen F. Austin)
53	LeMasters, William	LB	6-2	213	Fr.	HS	Dallas, Texas (Parish Episcopal HS)
54	Barr, Creighton	OL	6-3	302	Fr.	HS	Flower Mound, Texas (Marcus HS)
56	Dilonga, Malik	DE	6-4	264	Jr.	1L	Cedar Hill, Texas (Trinity Christian School)
57	Garror, Joustin	LB	5-11	223	Jr.	TR	Mobile, Alabama (Baker HS)
57	Santos, Bernie	OL	6-3	320	Fr.	HS	Denton, Texas (Guyer HS)
58	Johnson, Tony	DS	6-1	216	Jr.	1L	Fort Worth, Texas (South Grand Prairie HS)
60	Fortenberry, Avery	OL	6-5	297	Fr.	RS	Era, Texas (Era HS)
61	Kyle, Darin	DS	6-2	230	So.	HS	Spring, Texas (Klein Collins HS)
62	Weideman, Nick	LB	6-3	200	Fr.	HS	McKinney, Texas (McKinney Christian School)
64	Rice, Sam	OL	6-4	297	Jr.	TR	Coppell, Texas (SMU)
65	Thompson, Micah	OL	6-4	300	Sr.	2L	Jones, Oklahoma (Jones HS)
66	Banogu, Michael	OL	6-5	299	Sr.	SQ	McKinney, Texas (Prosper HS)
67	Miles, Chris	OL	6-4	299	Fr.	RS	Flower Mound, Texas (Flower Mound HS)
68	Munden, Chett	OL	6-5	305	Fr.	HS	Marshall, Texas (Marshall HS)
69	Mealey, Kyle	OL	6-2	302	Fr.	HS	Austin, Texas (Bowie HS)
70	Keenan, Trey	OL	6-5	272	Jr.	TR	Argyle, Texas (Texas Tech)
71	Murray, Jordan	OL	6-9	360	Fr.	HS	Coppell, Texas (Coppell HS)
72	Rentfro, Ryan	OL	6-4	314	Jr.	1L	Flower Mound, Texas (Marcus HS)
73	Gunter, Garrett	OL	6-4	293	Jr.	TR	Spring Branch, Texas (Trinity Valley CC)
74	Siegert, Jordan	OL	6-5	313	Fr.	HS	Cedar Park, Texas (Cedar Park HS)
76	Sorge, Harrison	OL	6-5	311	So.	SQ	Wichita Falls, Texas (Rider HS)
77	Woodworth, Elex	OL	6-4	284	Fr.	HS	Mesquite, Texas (Horn HS)
78	Trussell, Connor	OL	6-5	303	Jr.	SQ	Arlington, Texas (Martin HS)
79	Walker, Dominick	OL	6-5	294	So.	SQ	Sugar Land, Texas (Austin HS)
80	Bendy, Rodney	WR	6-5	196	Fr.	HS	Tyler, Texas (John Tyler HS)
81	Khan, Daniel	WR	5-11	180	Fr.	RS	Sherman Oaks, California (Notre Dame HS)
82	Bradley II, D'Aundrey	WR	6-2	180	Fr.	HS	Cedar Hill, Texas (Cedar Hill HS)
83	Culberson, Gavin	WR	5-11	188	Fr.	HS	Magnolia, Texas (Magnolia HS)
84	Keena, Eric	P	6-2	175	Jr.	1L	Keller, Texas (Sunrise Mountain HS)
85	Ebozue, B.J.	WR	5-11	197	So.	TR	Grand Prairie, Texas (Evangel University)
86	Dillman, Kevin	TE	6-4	249	Fr.	HS	Denton, Texas (Guyer HS)
87	Smith, Kelvin	TE	6-2	252	Fr.	HS	Spring, Texas (Dekaney HS)
88	Reinhardt, Wylie	TE	6-4	261	So.	SQ	Saginaw, Texas (Saginaw HS)
89	Robinson, Willie	WR	6-0	185	Jr.	TR	Fort Worth, Texas (Tyler JC)
90	Johnson, Tillman	DE	6-1	248	So.	1L	Round Rock, Texas (McNeil HS)
91	Orr, Austin	DT	6-4	264	Sr.	2L	Seabrook, Texas (Clear Lake HS)
92	Enterline, Trey	DS	6-3	225	Jr.	SQ	Arlington, Texas (Martin HS)
92	Flewellen, Christian	FB	6-0	240	Jr.	HS	Duncanville, Texas (Duncanville HS)
93	Combes, Julius	DT	6-1	313	Fr.	HS	Washington, D.C. (DeMatha HS)
94	Haboul, Mustafa	DT	6-0	265	Jr.	SQ	Arlington, Texas (Martin HS)
95	Howard, Eli	DE	6-4	247	Fr.	HS	San Angelo, Texas (Central HS)
97	Harrison, DeMikal	DT	6-3	324	Fr.	HS	Midwest City, Oklahoma (Midwest HS)
98	Wegmann, R.D.	DT	6-3	265	Fr.	HS	Wichita Falls, Texas (Rider HS)
99	Flusche, Andy	DE	6-3	259	So.	1L	Muenster, Texas (Muenster HS)

NORTH TEXAS FOOTBALL

2014 NORTH TEXAS COMBINED TEAM STATISTICS

Date	Opponent	Score	Att.	Record:	Overall	Home	Away	Neutral												
Aug 30, 2014	at Texas	L 7-38	93201	All games	4-8	4-2	0-6	0-0												
Sep 06, 2014	SMU	W 43-6	22398	Conference	2-6	2-2	0-4	0-0												
* Sep 11, 2014	LATECH	L 21-42	16998	Non-Conference	2-2	2-0	0-2	0-0												
Sep 20, 2014	NICHOLLS	W 77-3	21323	Team Statistics					NT	OPP										
Oct 04, 2014	at Indiana	L 24-49	40457	FIRST DOWNS				213	222											
* Oct 11, 2014	at UAB	L 21-56	20365	Rushing				106	98											
* Oct 18, 2014	SOUTHERN MISS	L 20-30	19127	Passing				86	106											
* Oct 25, 2014	at Rice	L 21-41	18430	Penalty				21	18											
* Nov 08, 2014	FLORIDA ATLANTIC	W 31-10	20957	RUSHING YARDAGE				1838	1941											
* Nov 15, 2014	at UTEP	L 17-35	24222	Rushing Attempts				472	447											
* Nov 22, 2014	FIU	W 17-14	14824	Average Per Rush				3.9	4.3											
* Nov 29, 2014	at UTSA	L 27-34	24012	Average Per Game				153.2	161.8											
				TDs Rushing				21	22											
Rushing	gp	att	gain	loss	net	avg	td	lg	avg/g	PASSING YARDAGE										
JIMMERSON, A.	11	120	608	19	589	4.9	5	41	53.5	Comp-Att-Int	181-331-13	216-362-12								
PEGRAM, Reggie	12	145	565	36	529	3.6	5	54	44.1	Average Per Play			6.3	6.9						
WILSON, Jeffrey	9	50	226	2	224	4.5	1	20	24.9	Average Per Catch			11.5	11.5						
EVANS, Erick	6	24	207	3	204	8.5	3	53	34.0	Average Per Game			172.8	207.7						
WILLIAMS, Dajon	8	39	212	84	128	3.3	2	55	16.0	TDs Passing			13	19						
HARRIS, Carlos	12	9	98	6	92	10.2	1	43	7.7	TOTAL OFFENSE			3911	4433						
MCNULTY, Andrew	10	42	164	110	54	1.3	2	65	5.4	Average Per Play			4.9	5.5						
LYNN, Jarrod	11	12	46	0	46	3.8	1	9	4.2	Average Per Game			325.9	369.4						
TUCKER, Andrew	11	8	44	0	44	5.5	0	20	4.0	KICK RETURNS: #-Yards			33-767	41-671						
SMILEY, Turner	12	2	13	0	13	6.5	0	11	1.1	PUNT RETURNS: #-Yards			38-298	33-353						
Total	12	472	2196	358	1838	3.9	21	65	153.2	INT RETURNS: #-Yards			12-198	13-237						
Opponents	12	447	2261	320	1941	4.3	22	74	161.8	FUMBLES-LOST			20-9	20-10						
Passing	gp		effic	comp-att-int	pct	yds	td	lg	avg/g	PENALTIES-Yards			63-603	67-655						
MCNULTY, Andrew	10	111.18	110-202-7	54.5	1295	6	51	129.5		PUNTS-AVG			73-43.2	69-40.3						
WILLIAMS, Dajon	8	145.57	46-77-4	59.7	607	7	41	75.9		TIME OF POSSESSION/Game			28:39	31:13						
GREER, Josh	3	68.73	24-50-2	48.0	171	0	23	57.0		3RD-DOWN Conversions			70/181	66/172						
TEAM	7	0.00	0-1-0	0.0	0	0	0	0.0		4TH-DOWN Conversions			6/13	11/18						
MACEK, Blake	12	100.00	1-1-0	100.0	0	0	0	0.0		Interceptions	no.	yds	avg	td	lg					
Total	12	112.40	181-331-13	54.7	2073	13	51	172.8		JONES, James	3	33	11.0	1	33					
Opponents	12	128.18	216-362-12	59.7	2492	19	88	207.7		BUYERS, Kenny	2	43	21.5	0	43					
Receiving	gp	no.	yds	avg	td	lg	avg/g			LEE, Lairamie	2	0	0.0	0	0					
HARRIS, Carlos	12	70	863	12.3	3	51	71.9			WADE, Sheldon	1	0	0.0	0	0					
TERRELL, Darius	12	26	301	11.6	0	26	25.1			WHITFIELD, Zac	1	98	98.0	1	98					
SMITH, Marcus	12	15	238	15.9	6	41	19.8			McCLAIN, K.	1	0	0.0	0	0					
KIDSY, Darvin	12	15	148	9.9	0	31	12.3			WATSON, Dutton	1	24	24.0	0	24					
SMILEY, Turner	12	14	195	13.9	1	44	16.2			DAVIS, Chad	1	0	0.0	0	0					
CALDWELL, Carl	12	13	129	9.9	0	32	10.8			Punting	no.	yds	avg	lg	tb	fc	120	50+	blk	
PEGRAM, Reggie	12	8	3	0.4	0	7	0.2			KEENA, Eric	43	1927	44.8	71	2	12	4	9	0	
JIMMERSON, A.	11	5	66	13.2	0	36	6.0			MACEK, Blake	30	1229	41.0	58	3	9	11	3	0	
CHELF, John	10	5	58	11.6	0	21	5.8			Punt Returns	no.	yds	avg	td	lg					
WILSON, Jeffrey	9	5	41	8.2	1	29	4.6			KIDSY, Darvin	23	233	10.1	1	75					
SMITH, Tanner	8	2	9	4.5	1	8	1.1			HARRIS, Carlos	10	47	4.7	0	15					
IVERY, Willy	6	1	14	14.0	1	14	2.3			WHITFIELD, Zac	2	-2	-1.0	0	0					
LOVING, Chris	5	1	8	8.0	0	8	1.6			JONES, James	1	0	0.0	0	0					
JONES, Cooper	10	1	0	0.0	0	0	0.0			TEAM	1	0	0.0	0	0					
Total	12	181	2073	11.5	13	51	172.8			ELLIS, Sed	1	20	20.0	0	0					
Opponents	12	216	2492	11.5	19	88	207.7			Total	38	298	7.8	1	75					
Field Goals	fg	pct.	01-19	20-29	30-39	40-49	50-99	lg	blk	Opponents	33	353	10.7	1	74					
MOORE, Trevor	15-17	88.2	1-1	6-6	4-5	4-5	0-0	47	0	Kick Returns	no.	yds	avg	td	lg					
Scoring	td	fg	kick	PAT	rush	rcv	pass	dxp	saf	pts	HARRIS, Carlos	19	449	23.6	0	41				
MOORE, Trevor	-	15-17	37-37	-	-	-	-	-	-	82	KIDSY, Darvin	12	299	24.9	1	100				
SMITH, Marcus	6	-	-	-	-	-	-	-	-	36	JONES, James	2	19	9.5	0	11				
PEGRAM, Reggie	5	-	-	-	-	-	-	-	-	30	Total	33	767	23.2	1	100				
JIMMERSON, A.	5	-	-	-	-	-	-	-	-	30	Opponents	41	671	16.4	0	28				
HARRIS, Carlos	4	-	-	-	-	-	-	-	-	24	All Purpose	g	rush	rcv	pr	kr	ir	total	avg/g	
EVANS, Erick	3	-	-	-	-	-	-	-	-	18	HARRIS, Carlos	12	92	863	47	449	0	1451	120.9	
WILSON, Jeffrey	2	-	-	-	-	-	-	-	-	12	KIDSY, Darvin	12	0	148	233	299	0	680	56.7	
JONES, James	2	-	-	-	-	-	-	-	-	12	JIMMERSON, A.	11	589	66	0	0	0	655	59.5	
KIDSY, Darvin	2	-	-	-	-	-	-	-	-	12	PEGRAM, Reggi	12	529	3	0	0	0	532	44.3	
WILLIAMS, Dajon	2	-	-	-	-	-	-	-	-	12	TERRELL, Dariu	12	0	301	0	0	0	301	25.1	
MCNULTY, Andrew	2	-	-	-	-	1-1	-	-	-	12	Total	12	1838	2073	298	767	198	5174	431.2	
SMILEY, Turner	1	-	-	-	-	-	-	-	-	6	Opponents	12	1941	2492	353	671	237	5694	474.5	
ROBERTS, J.	1	-	-	-	-	-	-	-	-	6	Total Offense	g	plays	rush	pass	total	avg/g			
GREER, Josh	1	-	-	-	-	-	-	-	-	6	MCNULTY, Andrew	10	244	54	1295	1349	134.9			
WHITFIELD, Zac	1	-	-	-	-	-	-	-	-	6	WILLIAMS, Dajon	8	116	128	607	735	91.9			
Total	40	15-17	39-39	-	1	1-1	-	-	-	326										
Opponents	48	8-10	46-47	-	-	-	-	-	-	358										

NORTH TEXAS FOOTBALL

2014 NORTH TEXAS OVERALL TEAM STATISTICS

Team Statistics	NT	OPP
SCORING	326	358
Points Per Game	27.2	29.8
Points Off Turnovers	88	90
FIRST DOWNS	213	222
Rushing	106	98
Passing	86	106
Penalty	21	18
RUSHING YARDAGE	1838	1941
Yards gained rushing	2196	2261
Yards lost rushing	358	320
Rushing Attempts	472	447
Average Per Rush	3.9	4.3
Average Per Game	153.2	161.8
TDs Rushing	21	22
PASSING YARDAGE	2073	2492
Comp-Att-Int	181-331-13	216-362-12
Average Per Pass	6.3	6.9
Average Per Catch	11.5	11.5
Average Per Game	172.8	207.7
TDs Passing	13	19
TOTAL OFFENSE	3911	4433
Total Plays	803	809
Average Per Play	4.9	5.5
Average Per Game	325.9	369.4
KICK RETURNS: #-Yards	33-767	41-671
PUNT RETURNS: #-Yards	38-298	33-353
INT RETURNS: #-Yards	12-198	13-237
KICK RETURN AVERAGE	23.2	16.4
PUNT RETURN AVERAGE	7.8	10.7
INT RETURN AVERAGE	16.5	18.2
FUMBLES-LOST	20-9	20-10
PENALTIES-Yards	63-603	67-655
Average Per Game	50.2	54.6
PUNTS-Yards	73-3156	69-2783
Average Per Punt	43.2	40.3
Net punt average	37.0	34.9
KICKOFFS-Yards	67-4186	65-4114
Average Per Kick	62.5	63.3
Net kick average	43.9	40.3
TIME OF POSSESSION/Game	28:39	31:13
3RD-DOWN Conversions	70/181	66/172
3rd-Down Pct	39%	38%
4TH-DOWN Conversions	6/13	11/18
4th-Down Pct	46%	61%
SACKS BY-Yards	33-191	24-214
MISC YARDS	0	0
TOUCHDOWNS SCORED	40	48
FIELD GOALS-ATTEMPTS	15-17	8-10
ON-SIDE KICKS	0-0	1-1
RED-ZONE SCORES	(33-35) 94%	(31-35) 89%
RED-ZONE TOUCHDOWNS	(23-35) 66%	(26-35) 74%
PAT-ATTEMPTS	(39-39) 100%	(46-47) 98%
ATTENDANCE	115627	220687
Games/Avg Per Game	6/19271	6/36781
Neutral Site Games		0/0

Score by Quarters	1st	2nd	3rd	4th	OT	Total
North Texas	62	112	57	95	0	326
Opponents	100	93	108	57	0	358

NORTH TEXAS FOOTBALL

2014 NORTH TEXAS GAME-BY-GAME STATISTICS

Date	Opponent	Rushing				Receiving				Passing				Kick Returns				Punt Returns				tot off	
		no.	yds	td	lg	no.	yds	td	lg	cmp	att	int	yds	td	lg	no.	yds	td	lg	no.	yds		td
Aug 30	at Texas	43	79	0	8	3	15	0	7	3-17	4	15	0	7	1	28	0	28	2	7	0	6	94
Sep 06	SMU	55	245	3	53	12	108	0	20	12-17	0	108	0	20	1	18	0	18	6	21	0	15	353
Sep 11	LATECH	36	104	3	16	18	175	0	28	18-34	0	175	0	28	7	150	0	41	3	9	0	10	279
Sep 20	NICHOLLS	38	324	5	55	13	202	3	41	13-17	0	202	3	41	2	46	0	31	5	161	1	75	526
Oct 04	at Indiana	35	143	0	21	18	205	3	36	18-34	2	205	3	36	2	46	0	23	2	13	0	13	348
Oct 11	at UAB	43	163	1	27	20	291	2	44	20-36	2	291	2	44	7	173	0	37	1	3	0	3	454
Oct 18	SOUTHERN MISS	26	108	2	27	20	287	0	45	20-35	0	287	0	45	1	12	0	12	1	7	0	7	395
Oct 25	at Rice	33	26	1	20	16	190	1	51	16-34	1	190	1	51	2	118	1	100	3	6	0	7	216
Nov 08	FLORIDA ATLANTIC	52	235	3	41	13	107	1	20	13-17	1	107	1	20	1	27	0	27	3	5	0	6	342
Nov 15	at UTEP	30	100	1	65	15	101	1	29	15-27	1	101	1	29	2	35	0	19	3	16	0	17	201
Nov 22	FIU	44	161	1	54	9	105	1	25	9-20	2	105	1	25	3	48	0	29	6	38	0	18	266
Nov 29	at UTSA	37	150	1	20	24	287	1	38	24-43	0	287	1	38	4	66	0	21	3	12	0	8	437
North Texas		472	1838	21	65	181	2073	13	51	181-331	13	2073	13	51	33	767	1	100	38	298	1	75	3911
		447	1941	22	74	216	2492	19	88	216-362	12	2492	19	88	41	671	0	28	33	353	1	74	4433

Games: 12 • Avg/rush: 3.9 • Avg/catch: 11.5 • Pass effic: 112.40 • KR avg: 23.2 • PR avg: 7.8 • All purpose avg/game: 431.2 • Total offense avg/gm: 325.9

Date	Opponent	Tackles				Sacks	Fumble		Pass Defense			blkd kick	PAT Attempts			off		
		ua	a	total	tfl-yds		no-yds	ff	fr-yds	int-yds	qbh		brup	kick	rush	rcv	saf	t/o
Aug 30	at Texas	46	18	64	5.0-26	2.0-16	0	2-7	0-0	2	2	0	1-1	0	0	0	7	7
Sep 06	SMU	30	20	50	6.0-33	4.0-28	2	3-31	2-24	0	4	0	4-4	0	0	0	27	43
Sep 11	LATECH	35	34	69	9.0-28	3.0-12	0	0-0	1-0	0	4	0	3-3	0	0	0	21	21
Sep 20	NICHOLLS	45	28	73	13.0-67	10.0-60	0	0-0	3-131	0	1	2	11-11	0	0	0	21	77
Oct 04	at Indiana	51	26	77	3.0-10	0.0-0	1	1-0	0-0	0	0	0	3-3	0	0	0	7	24
Oct 11	at UAB	51	24	75	6.0-11	2.0-7	0	0-0	0-0	2	1	0	3-3	0	0	0	21	21
Oct 18	SOUTHERN MISS	45	42	87	1.0-5	1.0-5	1	0-0	2-0	0	6	0	2-2	0	0	0	3	20
Oct 25	at Rice	49	10	59	2.0-5	1.0-3	1	0-0	0-0	0	4	0	3-3	0	0	0	21	21
Nov 08	FLORIDA ATLANTIC	39	28	67	9.0-41	5.0-28	1	1-0	1-43	0	1	0	4-4	0	0	0	10	31
Nov 15	at UTEP	27	48	75	5.0-11	1.0-2	1	1-2	0-0	1	0	0	2-2	0	0	0	7	17
Nov 22	FIU	29	24	53	7.0-42	3.0-22	3	0-0	3-0	0	4	0	2-2	0	0	0	17	17
Nov 29	at UTSA	28	20	48	3.0-16	1.0-8	0	2-0	0-0	2	3	0	1-1	0	1	0	6	27
North Texas		475	322	797	69.0-295	33.0-191	10	10-40	12-198	7	30	2	39-39	0	1	0	88	326
		474	336	810	71.0-317	25.0-215	12	9-104	13-237	16	43	0	46-47	0	0	0	90	358

Date	Opponent	Punting							Field Goals			Kickoffs						
		no.	yds	avg	long	blkd	tb	fc	50+	i20	md-att	long	blkd	no.	yds	avg	tb	ob
Aug 30	at Texas	9	378	42.0	52	0	0	2	1	2	0-0	0	0	2	118	59.0	1	0
Sep 06	SMU	5	208	41.6	51	0	0	0	1	2	5-5	47	0	10	597	59.7	2	0
Sep 11	LATECH	10	414	41.4	52	0	0	4	1	2	0-0	0	0	4	252	63.0	1	0
Sep 20	NICHOLLS	2	92	46.0	48	0	0	2	0	0	0-0	0	0	12	731	60.9	7	1
Oct 04	at Indiana	6	224	37.3	40	0	1	2	0	1	1-1	20	0	5	299	59.8	0	0
Oct 11	at UAB	4	193	48.2	71	0	0	1	1	1	0-0	0	0	4	255	63.8	0	0
Oct 18	SOUTHERN MISS	4	162	40.5	41	0	1	1	0	0	2-3	36	0	5	312	62.4	0	0
Oct 25	at Rice	7	315	45.0	58	0	1	2	1	1	0-0	0	0	4	258	64.5	2	0
Nov 08	FLORIDA ATLANTIC	5	219	43.8	51	0	0	0	1	0	1-1	18	0	6	394	65.7	1	0
Nov 15	at UTEP	8	371	46.4	50	0	0	2	1	2	1-1	37	0	4	252	63.0	3	0
Nov 22	FIU	6	276	46.0	58	0	2	2	3	3	1-2	36	0	4	264	66.0	1	0
Nov 29	at UTSA	7	304	43.4	59	0	0	3	2	1	4-4	40	0	7	454	64.9	5	1
North Texas		73	3156	43.2	71	0	5	21	12	15	15-17	47	0	67	4186	62.5	23	2
		69	2783	40.3	62	2	4	8	11	16	8-10	41	0	65	4114	63.3	29	3

NORTH TEXAS FOOTBALL

2014 NORTH TEXAS INDIVIDUAL STATISTICS

Rushing	gp	att	gain	loss	net	avg	td	lg	avg/g
JIMMERSON, A.	11	120	608	19	589	4.9	5	41	53.5
PEGRAM, Reggie	12	145	565	36	529	3.6	5	54	44.1
WILSON, Jeffrey	9	50	226	2	224	4.5	1	20	24.9
EVANS, Erick	6	24	207	3	204	8.5	3	53	34.0
WILLIAMS, Dajon	8	39	212	84	128	3.3	2	55	16.0
HARRIS, Carlos	12	9	98	6	92	10.2	1	43	7.7
MCNULTY, Andrew	10	42	164	110	54	1.3	2	65	5.4
LYNN, Jarrod	11	12	46	0	46	3.8	1	9	4.2
TUCKER, Andrew	11	8	44	0	44	5.5	0	20	4.0
SMILEY, Turner	12	2	13	0	13	6.5	0	11	1.1
IVERY, Willy	6	7	5	10	-5	-0.7	0	4	-0.8
TEAM	7	4	0	38	-38	-9.5	0	0	-5.4
GREER, Josh	3	10	8	50	-42	-4.2	1	5	-14.0
Total	12	472	2196	358	1838	3.9	21	65	153.2
Opponents	12	447	2261	320	1941	4.3	22	74	161.8

Passing	gp	effic	comp-att-int	pct	yds	td	lg	avg/g
MCNULTY, Andrew	10	111.18	110-202-7	54.5	1295	6	51	129.5
WILLIAMS, Dajon	8	145.57	46-77-4	59.7	607	7	41	75.9
GREER, Josh	3	68.73	24-50-2	48.0	171	0	23	57.0
TEAM	7	0.00	0-1-0	0.0	0	0	0	0.0
MACEK, Blake	12	100.00	1-1-0	100.0	0	0	0	0.0
Total	12	112.40	181-331-13	54.7	2073	13	51	172.8
Opponents	12	128.18	216-362-12	59.7	2492	19	88	207.7

Receiving	gp	no.	yds	avg	td	lg	avg/g
HARRIS, Carlos	12	70	863	12.3	3	51	71.9
TERRELL, Darius	12	26	301	11.6	0	26	25.1
SMITH, Marcus	12	15	238	15.9	6	41	19.8
KIDSY, Darvin	12	15	148	9.9	0	31	12.3
SMILEY, Turner	12	14	195	13.9	1	44	16.2
CALDWELL, Carl	12	13	129	9.9	0	32	10.8
PEGRAM, Reggie	12	8	3	0.4	0	7	0.2
JIMMERSON, A.	11	5	66	13.2	0	36	6.0
CHELF, John	10	5	58	11.6	0	21	5.8
WILSON, Jeffrey	9	5	41	8.2	1	29	4.6
SMITH, Tanner	8	2	9	4.5	1	8	1.1
IVERY, Willy	6	1	14	14.0	1	14	2.3
LOVING, Chris	5	1	8	8.0	0	8	1.6
JONES, Cooper	10	1	0	0.0	0	0	0.0
Total	12	181	2073	11.5	13	51	172.8
Opponents	12	216	2492	11.5	19	88	207.7

Punt Returns	no.	yds	avg	td	lg
KIDSY, Darvin	23	233	10.1	1	75
HARRIS, Carlos	10	47	4.7	0	15
WHITFIELD, Zac	2	-2	-1.0	0	0
TEAM	1	0	0.0	0	0
ELLIS, Sed	1	20	20.0	0	0
JONES, James	1	0	0.0	0	0
Total	38	298	7.8	1	75
Opponents	33	353	10.7	1	74

Interceptions	no.	yds	avg	td	lg
JONES, James	3	33	11.0	1	33
BUYERS, Kenny	2	43	21.5	0	43
LEE, Lairamie	2	0	0.0	0	0
WHITFIELD, Zac	1	98	98.0	1	98
WADE, Sheldon	1	0	0.0	0	0
DAVIS, Chad	1	0	0.0	0	0
McCLAIN, K.	1	0	0.0	0	0
WATSON, Dutton	1	24	24.0	0	24
Total	12	198	16.5	2	98
Opponents	13	237	18.2	5	71

Kick Returns	no.	yds	avg	td	lg
HARRIS, Carlos	19	449	23.6	0	41
KIDSY, Darvin	12	299	24.9	1	100
JONES, James	2	19	9.5	0	11
Total	33	767	23.2	1	100
Opponents	41	671	16.4	0	28

Fumble Returns	no.	yds	avg	td	lg
ROBERTS, J.	1	31	31.0	1	31
WALLACE, S.	1	7	7.0	0	7
JONES, James	1	2	2.0	1	2
Total	3	40	13.3	2	31
Opponents	2	104	52.0	1	61

NORTH TEXAS FOOTBALL

2014 NORTH TEXAS INDIVIDUAL STATISTICS

Scoring	td	fg	PAT				dpx	saf	pts	Total Offense						
			kick	rush	rcv	pass				q	plays	rush	pass	total	avg/q	
MOORE, Trevor	-	15-17	37-37	-	-	-	-	-	82	MCNULTY, Andrew	10	244	54	1295	1349	134.9
SMITH, Marcus	6	-	-	-	-	-	-	-	36	WILLIAMS, Dajon	8	116	128	607	735	91.9
JIMMERSON, A.	5	-	-	-	-	-	-	-	30	JIMMERSON, A.	11	120	589	0	589	53.5
PEGRAM, Reggie	5	-	-	-	-	-	-	-	30	PEGRAM, Reggie	12	145	529	0	529	44.1
HARRIS, Carlos	4	-	-	-	-	-	-	-	24	WILSON, Jeffrey	9	50	224	0	224	24.9
EVANS, Erick	3	-	-	-	-	-	-	-	18	EVANS, Erick	6	24	204	0	204	34.0
MCNULTY, Andrew	2	-	-	-	-	1-1	-	-	12	GREER, Josh	3	60	-42	171	129	43.0
KIDSY, Darvin	2	-	-	-	-	-	-	-	12	HARRIS, Carlos	12	9	92	0	92	7.7
WILLIAMS, Dajon	2	-	-	-	-	-	-	-	12	LYNN, Jarrod	11	12	46	0	46	4.2
JONES, James	2	-	-	-	-	-	-	-	12	TUCKER, Andrew	11	8	44	0	44	4.0
WILSON, Jeffrey	2	-	-	-	-	-	-	-	12	SMILEY, Turner	12	2	13	0	13	1.1
LYNN, Jarrod	1	-	-	-	-	-	-	-	6	IVERY, Willy	6	7	-5	0	-5	-0.8
GREER, Josh	1	-	-	-	-	-	-	-	6	TEAM	7	5	-38	0	-38	-5.4
SMILEY, Turner	1	-	-	-	-	-	-	-	6	Total	12	803	1838	2073	3911	325.9
IVERY, Willy	1	-	-	-	-	-	-	-	6	Opponents	12	809	1941	2492	4433	369.4
SMITH, Tanner	1	-	-	-	-	-	-	-	6							
WHITFIELD, Zac	1	-	-	-	-	-	-	-	6							
ROBERTS, J.	1	-	-	-	-	-	-	-	6							
TERRELL, Darius	-	-	-	-	1	-	-	-	2							
PAUL, Zach	-	-	2-2	-	-	-	-	-	2							
Total	40	15-17	39-39	-	1	1-1	-	-	326							
Opponents	48	8-10	46-47	-	-	-	-	-	358							

Field Goals	fg	pct.	01-19	20-29	30-39	40-49	50-99	lg	blk	Punting	no.	yds	avg	lg	tb	fc	i20	50+	blk
MOORE, Trevor	15-17	88.2	1-1	6-6	4-5	4-5	0-0	47	0	KEENA, Eric	43	1927	44.8	71	2	12	4	9	0
										MACEK, Blake	30	1229	41.0	58	3	9	11	3	0
										Total	73	3156	43.2	71	5	21	15	12	0
										Opponents	69	2783	40.3	62	4	8	16	11	2

FG Sequence	North Texas	Opponents
Texas	-	38,(34)
SMU	(44),(21),(23),(42),(47)	-
LATECH	-	46
Nicholls	-	(23)
Indiana	(20)	-
UAB	-	-

Kickoffs	no.	yds	avg	tb	ob	retn	net	ydln
KEENA, Eric	67	4186	62.5	23	2			
Total	67	4186	62.5	23	2	16.4	43.9	21
Opponents	65	4114	63.3	29	3	23.2	40.3	24

All Purpose	g	rush	rcv	pr	kr	ir	total	avg/g
HARRIS, Carlos	12	92	863	47	449	0	1451	120.9
KIDSY, Darvin	12	0	148	233	299	0	680	56.7
JIMMERSON, A.	11	589	66	0	0	0	655	59.5
PEGRAM, Reggi	12	529	3	0	0	0	532	44.3
TERRELL, Dariu	12	0	301	0	0	0	301	25.1
WILSON, Jeffrey	9	224	41	0	0	0	265	29.4
SMITH, Marcus	12	0	238	0	0	0	238	19.8
SMILEY, Turner	12	13	195	0	0	0	208	17.3
EVANS, Erick	6	204	0	0	0	0	204	34.0
CALDWELL, Car	12	0	129	0	0	0	129	10.8
WILLIAMS, Dajo	8	128	0	0	0	0	128	16.0
WHITFIELD, Za	10	0	0	-2	0	98	96	9.6
CHELF, John	10	0	58	0	0	0	58	5.8
MCNULTY, Andr	10	54	0	0	0	0	54	5.4
JONES, James	12	0	0	0	19	33	52	4.3
LYNN, Jarrod	11	46	0	0	0	0	46	4.2
TUCKER, Andre	11	44	0	0	0	0	44	4.0
BUYERS, Kenny	12	0	0	0	0	43	43	3.6
WATSON, Dutto	5	0	0	0	0	24	24	4.8
ELLIS, Sed	12	0	0	20	0	0	20	1.7
SMITH, Tanner	8	0	9	0	0	0	9	1.1
IVERY, Willy	6	-5	14	0	0	0	9	1.5
LOVING, Chris	5	0	8	0	0	0	8	1.6
TEAM	7	-38	0	0	0	0	-38	-5.4
GREER, Josh	3	-42	0	0	0	0	-42	-14.0
Total	12	1838	2073	298	767	198	5174	431.2
Opponents	12	1941	2492	353	671	237	5694	474.5

NORTH TEXAS FOOTBALL

2014 NORTH TEXAS DEFENSIVE STATISTICS

#	Defensive Leaders	gp	Tackles				tfl/yds	Sacks no-yds	Pass defense			Fumbles		blkd	
			ua	a	tot				int-yds	brup	qbh	rcv-yds	ff	kick	saf
7	AKUNNE, Derek	12	65	43	108	8.5-31	3.0-19	.	2	1	.	3	.	.	
13	JONES, James	12	34	25	59	1.0-1	.	3-33	9	.	2-2	.	.	.	
27	LEE, Lairamie	11	30	27	57	0.5-0	.	2-0	3	.	.	1	.	.	
31	BUYERS, Kenny	12	37	18	55	3.0-13	.	2-43	3	
24	WADE, Sheldon	11	38	17	55	.	.	1-0	1	
32	SCOTT, Fred	12	27	27	54	2.5-11	.	.	1	
34	McCLAIN, K.	12	21	18	39	0.5-1	.	1-0	
8H	MARSHALL, Jamal	12	26	13	39	1.5-3	.	.	.	1	
30	ROBERTS, J.	12	11	15	26	5.5-18	2.0-11	.	.	1	1-31	.	.	.	
43	WALLACE, A.	9	18	7	25	.	.	.	2	
42	POLK, Chad	10	14	11	25	8.5-41	5.5-27	.	3	.	.	1	.	.	
49	MASON, Daryl	9	14	10	24	6.5-27	3.0-17	.	.	1	.	2	.	.	
6	ELLIS, Sed	12	13	10	23	1.0-1	.	.	1	.	1-0	.	1	.	
3	MINOR, Calvin	11	12	11	23	3.5-10	1.5-7	
91	ORR, Austin	11	14	7	21	3.0-13	2.0-8	2	.	.	
70	WALLACE, S.	12	10	10	20	3.0-13	1.0-3	.	.	1	2-7	.	.	.	
23	WHITFIELD, Zac	10	14	4	18	1.0-2	.	1-98	
56	DILONGA, Malik	11	7	8	15	3.0-16	2.0-12	.	1	1	
99	FLUSCHE, Andy	7	4	8	12	2.5-15	1.5-13	
63	MOORE, Sid	9	6	5	11	3.5-17	1.5-14	
95	LINCOLN, A.	10	5	6	11	2.5-21	2.5-21	.	2	
90	JOHNSON, Ti.	8	8	3	11	5.0-26	5.0-26	
19	SCHILLECI, John	7	6	2	8	
16	DAVIS, Chad	11	5	2	7	.	.	1-0	2	
5E	DASH, Matthew	5	3	4	7	0.5-2	
10	TEEGARDEN, D.	12	6	1	7	2-0	1	1	.	
39	LYNN, Jarrod	11	4	1	5	1-0	.	.	.	
25	TUCKER, Andrew	11	4	.	4	
1	SMILEY, Turner	12	2	1	3	
94	HABOUL, Mustafa	4	.	3	3	
15	CALDWELL, Carl	12	2	1	3	
4	KIDSY, Darvin	12	3	.	3	1-0	.	.	.	
98	WATSON, Dutton	5	2	1	3	1.5-10	1.5-10	1-24	
8	GREER, Josh	3	2	.	2	
46	SMITH, A.J.	8	1	1	2	1.0-3	1.0-3	.	.	1	
84	KEENA, Eric	12	2	.	2	
9	HARRIS, Carlos	12	1	1	2	
29	IVERY, Willy	6	1	.	1	
18	SMITH, Marcus	12	1	.	1	
14	LOVING, Chris	5	1	.	1	
83	CHELF, John	10	1	.	1	
17	JONES, Cooper	10	.	1	1	
Total		12	475	322	797	69-295	33-191	12-198	30	7	10-40	10	2	.	
Opponents		12	474	336	810	71-317	24-214	13-237	43	16	9-104	12	.	.	

NORTH TEXAS FOOTBALL

2014 NORTH TEXAS INDIVIDUAL SEASON AND CAREER HIGHS

SEASON										CAREER								
Rushing																		
	gp	att	gain	loss	net	avg	td	lg	avg/g	gp	att	gain	loss	net	avg	td	lg	avg/g
JIMMERSON, A.	11	120	608	19	589	4.9	5	41	53.5	34	335	1660	81	1579	4.7	17	45	46.4
PEGRAM, Reggie	12	145	565	36	529	3.6	5	54	44.1	20	239	929	62	867	3.6	11	54	43.3
WILSON, Jeffrey	9	50	226	2	224	4.5	1	20	24.9	9	50	226	2	224	4.5	1	20	24.9
EVANS, Erick	6	24	207	3	204	8.5	3	53	34.0	6	24	207	3	204	8.5	3	53	34.0
WILLIAMS, Dajon	8	39	212	84	128	3.3	2	55	16.0	10	39	212	84	128	3.3	2	55	12.8
HARRIS, Carlos	12	9	98	6	92	10.2	1	43	7.7	37	14	156	6	150	10.7	1	43	4.1
MCNULTY, Andrew	10	42	164	110	54	1.3	2	65	5.4	25	69	278	163	115	1.7	3	65	4.6
LYNN, Jarrod	11	12	46	0	46	3.8	1	9	4.2	12	12	46	0	46	3.8	1	9	3.8
TUCKER, Andrew	11	8	44	0	44	5.5	0	20	4.0	11	8	44	0	44	5.5	0	20	4.0
SMILEY, Turner	12	2	13	0	13	6.5	0	11	1.1	12	2	13	0	13	6.5	0	11	1.1
IVERY, Willy	6	7	5	10	-5	-0.7	0	4	-0.8	6	7	5	10	-5	-0.7	0	4	-0.8
TEAM	7	4	0	38	-38	-9.5	0	0	-5.4									
GREER, Josh	3	10	8	50	-42	-4.2	1	5	-14.0	3	10	8	50	-42	-4.2	1	5	-14.0
Total	12	472	2196	358	1838	3.9	21	65	153.2									
Opponents	12	447	2261	320	1941	4.3	22	74	161.8									
Passing																		
	gp	effic	comp-att-int	pct	yds	td	lg	avg/g		gp	effic	comp-att-int	pct	yds	td	lg	avg/g	
MCNULTY, Andrew	10	111.18	110-202-7	54.5	1295	6	51	129.5		25	110.22	143-259-11	55.2	1683	7	51	67.3	
WILLIAMS, Dajon	8	145.57	46-77-4	59.7	607	7	41	75.9		10	146.64	51-83-4	61.4	662	7	41	66.2	
GREER, Josh	3	68.73	24-50-2	48.0	171	0	23	57.0		3	68.73	24-50-2	48.0	171	0	23	57.0	
TEAM	7	0.00	0-1-0	0.0	0	0	0	0.0										
MACEK, Blake	12	100.00	1-1-0	100.0	0	0	0	0.0		25	100.00	1-1-0	100.0	0	0	0	0.0	
Total	12	112.40	181-331-13	54.7	2073	13	51	172.8										
Opponents	12	128.18	216-362-12	59.7	2492	19	88	207.7										
Receiving																		
	gp	no.	yds	avg	td	lg	avg/g		gp	no.	yds	avg	td	lg	avg/g			
HARRIS, Carlos	12	70	863	12.3	3	51	71.9		37	136	1679	12.3	6	51	45.4			
TERRELL, Darius	12	26	301	11.6	0	26	25.1		22	33	377	11.4	1	30	17.1			
SMITH, Marcus	12	15	238	15.9	6	41	19.8		27	22	337	15.3	6	41	12.5			
KIDSY, Darvin	12	15	148	9.9	0	31	12.3		25	31	299	9.6	0	31	12.0			
SMILEY, Turner	12	14	195	13.9	1	44	16.2		12	14	195	13.9	1	44	16.2			
CALDWELL, Carl	12	13	129	9.9	0	32	10.8		20	16	146	9.1	0	32	7.3			
PEGRAM, Reggie	12	8	3	0.4	0	7	0.2		20	14	59	4.2	0	30	3.0			
JIMMERSON, A.	11	5	66	13.2	0	36	6.0		34	28	364	13.0	5	78	10.7			
CHELF, John	10	5	58	11.6	0	21	5.8		11	5	58	11.6	0	21	5.3			
WILSON, Jeffrey	9	5	41	8.2	1	29	4.6		9	5	41	8.2	1	29	4.6			
SMITH, Tanner	8	2	9	4.5	1	8	1.1		35	6	27	4.5	1	9	0.8			
IVERY, Willy	6	1	14	14.0	1	14	2.3		6	1	14	14.0	1	14	2.3			
LOVING, Chris	5	1	8	8.0	0	8	1.6		5	1	8	8.0	0	8	1.6			
JONES, Cooper	10	1	0	0.0	0	0	0.0		19	1	0	0.0	0	0	0.0			
Total	12	181	2073	11.5	13	51	172.8											
Opponents	12	216	2492	11.5	19	88	207.7											
Total Offense																		
	g	plays	rush	pass	total	avg/g		g	plays	rush	pass	total	avg/g					
MCNULTY, Andrew	10	244	54	1295	1349	134.9		25	328	115	1683	1798	71.9					
WILLIAMS, Dajon	8	116	128	607	735	91.9		10	122	128	662	790	79.0					
JIMMERSON, A.	11	120	589	0	589	53.5		34	335	1579	0	1579	46.4					
PEGRAM, Reggie	12	145	529	0	529	44.1		20	239	867	0	867	43.3					
WILSON, Jeffrey	9	50	224	0	224	24.9		9	50	224	0	224	24.9					
EVANS, Erick	6	24	204	0	204	34.0		6	24	204	0	204	34.0					
GREER, Josh	3	60	-42	171	129	43.0		3	60	-42	171	129	43.0					
HARRIS, Carlos	12	9	92	0	92	7.7		37	14	150	0	150	4.1					
LYNN, Jarrod	11	12	46	0	46	4.2		12	12	46	0	46	3.8					
TUCKER, Andrew	11	8	44	0	44	4.0		11	8	44	0	44	4.0					
SMILEY, Turner	12	2	13	0	13	1.1		12	2	13	0	13	1.1					
IVERY, Willy	6	7	-5	0	-5	-0.8		6	7	-5	0	-5	-0.8					
TEAM	7	5	-38	0	-38	-5.4												
Total	12	803	1838	2073	3911	325.9												
Opponents	12	809	1941	2492	4433	369.4												

NORTH TEXAS FOOTBALL

2014 NORTH TEXAS INDIVIDUAL SEASON AND CAREER HIGHS

Scoring	SEASON							CAREER									
	td	fg	kick	PAT			pts	td	fg	kick	PAT			pts			
				rush	rcv	pass	dxp	saf				rush	rcv	pass	dxp	saf	pts
MOORE, Trevor	-	15-17	37-37	-	-	-	-	-	82	-	15-17	37-37	-	-	-	-	82
SMITH, Marcus	6	-	-	-	-	-	-	-	36	6	-	-	-	-	-	-	36
JIMMERSON, A.	5	-	-	-	-	-	-	-	30	22	-	-	-	-	-	-	132
PEGRAM, Reggie	5	-	-	-	-	-	-	-	30	11	-	-	-	-	-	-	66
HARRIS, Carlos	4	-	-	-	-	-	-	-	24	7	-	-	-	-	-	-	42
EVANS, Erick	3	-	-	-	-	-	-	-	18	3	-	-	-	-	-	-	18
KIDSY, Darvin	2	-	-	-	-	-	-	-	12	3	-	-	-	-	-	-	18
WILSON, Jeffrey	2	-	-	-	-	-	-	-	12	2	-	-	-	-	-	-	12
MCNULTY, Andrew	2	-	-	-	-	1-1	-	-	12	3	-	-	-	1-1	-	-	18
JONES, James	2	-	-	-	-	-	-	-	12	2	-	-	-	-	-	-	12
WILLIAMS, Dajon	2	-	-	-	-	-	-	-	12	2	-	-	-	-	-	-	12
ROBERTS, J.	1	-	-	-	-	-	-	-	6	2	-	-	-	-	-	-	12
WHITFIELD, Zac	1	-	-	-	-	-	-	-	6	3	-	-	-	-	-	-	18
GREER, Josh	1	-	-	-	-	-	-	-	6	1	-	-	-	-	-	-	6
SMITH, Tanner	1	-	-	-	-	-	-	-	6	1	-	-	-	-	-	-	6
LYNN, Jarrod	1	-	-	-	-	-	-	-	6	1	-	-	-	-	-	-	6
IVERY, Willy	1	-	-	-	-	-	-	-	6	1	-	-	-	-	-	-	6
SMILEY, Turner	1	-	-	-	-	-	-	-	6	1	-	-	-	-	-	-	6
PAUL, Zach	-	-	2-2	-	-	-	-	-	2	-	10-16	50-51	-	-	-	-	80
TERRELL, Darius	-	-	-	-	1	-	-	-	2	1	-	-	-	1	-	-	8
Total	40	15-17	39-39	-	1	1-1	-	-	326								
Opponents	48	8-10	46-47	-	-	-	-	-	358								

Punt Returns	no.	yds	avg	td	lg	no.	yds	avg	td	lg
KIDSY, Darvin	23	233	10.1	1	75	23	233	10.1	2	75
HARRIS, Carlos	10	47	4.7	0	15	16	46	2.9	0	15
WHITFIELD, Zac	2	-2	-1.0	0	0	2	-2	-1.0	1	0
ELLIS, Sed	1	20	20.0	0	0	1	20	20.0	0	0
TEAM	1	0	0.0	0	0					
JONES, James	1	0	0.0	0	0	1	0	0.0	0	0
Total	38	298	7.8	1	75					
Opponents	33	353	10.7	1	74					

Kick Returns	no.	yds	avg	td	lg	no.	yds	avg	td	lg
HARRIS, Carlos	19	449	23.6	0	41	21	486	23.1	0	41
KIDSY, Darvin	12	299	24.9	1	100	12	299	24.9	1	100
JONES, James	2	19	9.5	0	11	9	145	16.1	0	29
Total	33	767	23.2	1	100					
Opponents	41	671	16.4	0	28					

Interceptions	no.	yds	avg	td	lg	no.	yds	avg	td	lg
JONES, James	3	33	11.0	1	33	4	51	12.8	1	33
BUYERS, Kenny	2	43	21.5	0	43	5	76	15.2	0	43
LEE, Lairamie	2	0	0.0	0	0	6	27	4.5	1	20
DAVIS, Chad	1	0	0.0	0	0	1	0	0.0	0	0
McCLAIN, K.	1	0	0.0	0	0	1	0	0.0	0	0
WATSON, Dutton	1	24	24.0	0	24	1	24	24.0	0	24
WADE, Sheldon	1	0	0.0	0	0	2	28	14.0	0	28
WHITFIELD, Zac	1	98	98.0	1	98	7	191	27.3	2	98
Total	12	198	16.5	2	98					
Opponents	13	237	18.2	5	71					

Fumble Returns	no.	yds	avg	td	lg	no.	yds	avg	td	lg
JONES, James	1	2	2.0	1	2	1	2	2.0	1	2
WALLACE, S.	1	7	7.0	0	7	1	7	7.0	0	7
ROBERTS, J.	1	31	31.0	1	31	1	31	31.0	1	31
Total	3	40	13.3	2	31					
Opponents	2	104	52.0	1	61					

NORTH TEXAS FOOTBALL

2014 NORTH TEXAS INDIVIDUAL SEASON AND CAREER HIGHS

All Purpose	SEASON								CAREER							
	g	rush	rcv	pr	kr	ir	total	avg/g	g	rush	rcv	pr	kr	ir	total	avg/g
HARRIS, Carlos	12	92	863	47	449	0	1451	120.9	37	150	1679	46	486	0	2361	63.8
KIDSY, Darvin	12	0	148	233	299	0	680	56.7	25	0	299	233	299	0	831	33.2
JIMMERSON, A.	11	589	66	0	0	0	655	59.5	34	1579	364	0	0	0	1943	57.1
PEGRAM, Reggi	12	529	3	0	0	0	532	44.3	20	867	59	0	0	0	926	46.3
TERRELL, Dariu	12	0	301	0	0	0	301	25.1	22	0	377	0	0	0	377	17.1
WILSON, Jeffrey	9	224	41	0	0	0	265	29.4	9	224	41	0	0	0	265	29.4
SMITH, Marcus	12	0	238	0	0	0	238	19.8	27	0	337	0	0	0	337	12.5
SMILEY, Turner	12	13	195	0	0	0	208	17.3	12	13	195	0	0	0	208	17.3
EVANS, Erick	6	204	0	0	0	0	204	34.0	6	204	0	0	0	0	204	34.0
CALDWELL, Carl	12	0	129	0	0	0	129	10.8	20	6	146	0	0	0	152	7.6
WILLIAMS, Dajo	8	128	0	0	0	0	128	16.0	10	128	0	0	0	0	128	12.8
WHITFIELD, Zac	10	0	0	-2	0	98	96	9.6	35	0	0	-2	0	191	189	5.4
CHELF, John	10	0	58	0	0	0	58	5.8	11	0	58	0	0	0	58	5.3
MCNULTY, Andr	10	54	0	0	0	0	54	5.4	25	115	0	0	0	0	115	4.6
JONES, James	12	0	0	0	19	33	52	4.3	25	0	0	0	145	51	196	7.8
LYNN, Jarrod	11	46	0	0	0	0	46	4.2	12	46	0	0	0	0	46	3.8
TUCKER, Andre	11	44	0	0	0	0	44	4.0	11	44	0	0	0	0	44	4.0
BUYERS, Kenny	12	0	0	0	0	43	43	3.6	36	0	0	0	0	76	76	2.1
WATSON, Dutto	5	0	0	0	0	24	24	4.8	11	0	0	0	0	24	24	2.2
ELLIS, Sed	12	0	0	20	0	0	20	1.7	22	0	0	20	0	0	20	0.9
SMITH, Tanner	8	0	9	0	0	0	9	1.1	35	0	27	0	0	0	27	0.8
IVERY, Willy	6	-5	14	0	0	0	9	1.5	6	-5	14	0	0	0	9	1.5
LOVING, Chris	5	0	8	0	0	0	8	1.6	5	0	8	0	0	0	8	1.6
TEAM	7	-38	0	0	0	0	-38	-5.4								
GREER, Josh	3	-42	0	0	0	0	-42	-14.0	3	-42	0	0	0	0	-42	-14.0
Total	12	1838	2073	298	767	198	5174	431.2								
Opponents	12	1941	2492	353	671	237	5694	474.5								

Field Goals	att	good	long	blkd	att	good	long	blkd
MOORE, Trevor	17	15	47	0	17	15	47	0
Total	17	15	47	0				
Opponents	10	8	41	0				

Punting	no.	yds	avg	lg	blk	no.	yds	avg	lg	blk
KEENA, Eric	43	1927	44.8	71	0	43	1927	44.8	71	0
MACEK, Blake	30	1229	41.0	58	0	96	3942	41.1	61	0
Total	73	3156	43.2	71	0					
Opponents	69	2783	40.3	62	2					

Kickoffs	no.	yds	avg	tb	ob	no.	yds	avg	tb	ob
KEENA, Eric	67	4186	62.5	23	2	67	4186	62.5	23	2
Total	67	4186	62.5	23	2					
Opponents	65	4114	63.3	29	3					

NORTH TEXAS FOOTBALL

2014 NORTH TEXAS INDIVIDUAL SEASON AND CAREER HIGHS

##	Defensive Leaders	SEASON										CAREER											
		gp	ua	a	total	tfl	sack	int	pbu	fr	ff	blk	gp	ua	a	total	tfl	sack	int	pbu	fr	ff	blk
7	AKUNNE, Derek	12	65	43	108	8.5	3.0	.	2	.	3	.	47	171	137	308	23.0	5.0	2	11	.	5	.
13	JONES, James	12	34	25	59	1.0	.	3	9	2	.	.	25	83	43	126	3.5	2.0	4	16	4	3	.
27	LEE, Lairamie	11	30	27	57	0.5	.	2	3	.	1	.	47	124	89	213	5.5	1.0	6	8	2	3	1
31	BUYERS, Kenny	12	37	18	55	3.0	.	2	3	.	.	.	36	102	46	148	7.5	2.0	5	9	2	.	.
24	WADE, Sheldon	11	38	17	55	0.0	.	1	1	.	.	.	22	38	19	57	0.0	.	2	2	.	.	.
32	SCOTT, Fred	12	27	17	54	2.5	.	.	1	.	.	.	18	32	33	65	3.5	.	.	1	1	.	.
8H	MARSHALL, Jamal	12	26	13	39	1.5	33	35	23	58	2.0
34	McCLAIN, K.	12	21	18	39	0.5	.	1	12	21	18	39	0.5	.	1
30	ROBERTS, J.	12	11	15	26	5.5	2.0	.	.	1	.	.	23	14	16	30	8.0	4.0	.	.	1	.	.
43	WALLACE, A.	9	18	7	25	0.0	.	.	2	.	.	.	9	18	7	25	0.0	.	.	2	.	.	.
42	POLK, Chad	10	14	11	25	8.5	5.5	.	3	.	1	.	27	27	26	53	13.0	8.5	.	4	.	2	.
49	MASON, Daryl	9	14	10	24	6.5	3.0	.	.	.	2	.	35	25	18	43	7.5	4.0	.	1	1	3	.
3	MINOR, Calvin	11	12	11	23	3.5	1.5	11	12	11	23	3.5	1.5
6	ELLIS, Sed	12	13	10	23	1.0	.	.	1	1	.	1	22	16	13	29	1.0	.	.	1	1	1	1
91	ORR, Austin	11	14	7	21	3.0	2.0	.	.	.	2	.	23	17	9	26	4.0	3.0	.	1	.	2	1
70	WALLACE, S.	12	10	10	20	3.0	1.0	.	.	2	.	.	15	11	12	23	3.0	1.0	.	.	3	.	.
23	WHITFIELD, Zac	10	14	4	18	1.0	.	1	35	66	32	98	1.0	.	7	14	.	1	.
56	DILONGA, Malik	11	7	8	15	3.0	2.0	.	1	.	.	.	12	7	8	15	3.0	2.0	.	1	.	.	.
99	FLUSCHE, Andy	7	4	8	12	2.5	1.5	7	4	8	12	2.5	1.5
90	JOHNSON, Ti.	8	8	3	11	5.0	5.0	8	8	3	11	5.0	5.0
95	LINCOLN, A.	10	5	6	11	2.5	2.5	.	2	.	.	.	41	15	29	44	7.5	6.0	.	3	1	.	.
63	MOORE, Sid	9	6	5	11	3.5	1.5	9	6	5	11	3.5	1.5
19	SCHILLECI, John	7	6	2	8	0.0	20	6	2	8	0.0
10	TEEGARDEN, D.	12	6	1	7	0.0	.	.	.	2	1	1	33	6	1	7	0.0	.	.	.	2	1	1
5E	DASH, Matthew	5	3	4	7	0.5	5	3	4	7	0.5
16	DAVIS, Chad	11	5	2	7	0.0	.	1	2	.	.	.	21	7	3	10	0.0	.	1	2	.	.	.
39	LYNN, Jarrod	11	4	1	5	0.0	.	.	.	1	.	.	12	4	1	5	0.0	.	.	.	1	.	.
25	TUCKER, Andrew	11	4	.	4	0.0	11	4	.	4	0.0
4	KIDSY, Darvin	12	3	.	3	0.0	.	.	.	1	.	.	25	3	.	3	0.0	.	.	.	1	.	.
94	HABOUL, Mustafa	4	.	3	3	0.0	4	.	3	3	0.0
1	SMILEY, Turner	12	2	1	3	0.0	12	2	1	3	0.0
98	WATSON, Dutton	5	2	1	3	1.5	1.5	1	11	2	1	3	1.5	1.5	1
15	CALDWELL, Carl	12	2	1	3	0.0	20	2	1	3	0.0
8	GREER, Josh	3	2	.	2	0.0	3	2	.	2	0.0
84	KEENA, Eric	12	2	.	2	0.0	12	2	.	2	0.0
9	HARRIS, Carlos	12	1	1	2	0.0	37	2	2	4	0.0
46	SMITH, A.J.	8	1	1	2	1.0	1.0	8	1	1	2	1.0	1.0
83	CHELF, John	10	1	.	1	0.0	11	1	.	1	0.0
18	SMITH, Marcus	12	1	.	1	0.0	27	2	.	2	0.0
17	JONES, Cooper	10	.	1	1	0.0	19	.	1	1	0.0
14	LOVING, Chris	5	1	.	1	0.0	5	1	.	1	0.0
29	IVERY, Willy	6	1	.	1	0.0	6	1	.	1	0.0
Total		12	475	322	797	69	33	12	30	10	10	2											
Opponents		12	474	336	810	71	24	13	43	9	12	.											

NORTH TEXAS FOOTBALL

2014 SUPERLATIVES

NORTH TEXAS INDIVIDUAL GAME HIGHS

Rushes	26	PEGRAM, Reggie vs FIU (Nov 22, 2014)
Yards Rushing	114	PEGRAM, Reggie vs FIU (Nov 22, 2014)
TD Rushes	2	PEGRAM, Reggie vs Nicholls (Sep 20, 2014)
	2	WILLIAMS, Dajon vs Nicholls (Sep 20, 2014)
Long Rush	65	MCNULTY, Andrew at UTEP (Nov 15, 2014)
Pass attempts	43	MCNULTY, Andrew at UTSA (Nov 29, 2014)
Pass completions	24	MCNULTY, Andrew at UTSA (Nov 29, 2014)
Yards Passing	287	MCNULTY, Andrew vs Southern Miss (Oct 18, 2014)
	287	MCNULTY, Andrew at UTSA (Nov 29, 2014)
TD Passes	3	WILLIAMS, Dajon vs Nicholls (Sep 20, 2014)
	3	WILLIAMS, Dajon at Indiana (Oct 04, 2014)
Long Pass	51	MCNULTY, Andrew at Rice (Oct 25, 2014)
Receptions	15	HARRIS, Carlos vs Southern Miss (Oct 18, 2014)
Yards Receiving	216	HARRIS, Carlos vs Southern Miss (Oct 18, 2014)
TD Receptions	1	HARRIS, Carlos vs Nicholls (Sep 20, 2014)
	1	SMITH, Marcus vs Nicholls (Sep 20, 2014)
	1	IVERY, Willy vs Nicholls (Sep 20, 2014)
	1	HARRIS, Carlos at Indiana (Oct 04, 2014)
	1	SMITH, Marcus at Indiana (Oct 04, 2014)
	1	SMITH, Tanner at Indiana (Oct 04, 2014)
	1	SMILEY, Turner at UAB (Oct 11, 2014)
	1	SMITH, Marcus at UAB (Oct 11, 2014)
	1	HARRIS, Carlos at Rice (Oct 25, 2014)
	1	SMITH, Marcus vs Florida Atlantic (Nov 08, 2014)
	1	WILSON, Jeffrey at UTEP (Nov 15, 2014)
	1	SMITH, Marcus vs FIU (Nov 22, 2014)
	1	SMITH, Marcus at UTSA (Nov 29, 2014)
Long Reception	51	HARRIS, Carlos at Rice (Oct 25, 2014)
Field Goals	5	MOORE, Trevor vs SMU (Sep 06, 2014)
Long Field Goal	47	MOORE, Trevor vs SMU (Sep 06, 2014)
Punts	7	KEENA, Eric at Texas (Aug 30, 2014)
	7	MACEK, Blake vs LATECH (Sep 11, 2014)
	7	MACEK, Blake at Rice (Oct 25, 2014)
	7	KEENA, Eric at UTEP (Nov 15, 2014)
	7	KEENA, Eric at UTSA (Nov 29, 2014)
Punting Avg	53.7	KEENA, Eric at UAB (Oct 11, 2014)
Long Punt	71	KEENA, Eric at UAB (Oct 11, 2014)
Punts inside 20	2	MACEK, Blake at Texas (Aug 30, 2014)
	2	MACEK, Blake vs SMU (Sep 06, 2014)
	2	MACEK, Blake vs LATECH (Sep 11, 2014)
	2	KEENA, Eric vs FIU (Nov 22, 2014)
Long Punt Return	75	KIDSY, Darwin vs Nicholls (Sep 20, 2014)
Long Kickoff Return	100	KIDSY, Darwin at Rice (Oct 25, 2014)
Tackles	17	AKUNNE, Derek at UAB (Oct 11, 2014)
Sacks	3.0	JOHNSON, Ti. vs Nicholls (Sep 20, 2014)
Tackles For Loss	3.0	JOHNSON, Ti. vs Nicholls (Sep 20, 2014)
	3.0	POLK, Chad vs Florida Atlantic (Nov 08, 2014)
	3.0	AKUNNE, Derek vs FIU (Nov 22, 2014)

NORTH TEXAS TEAM GAME HIGHS

Rushes	55	vs SMU (Sep 06, 2014)
Yards Rushing	324	vs Nicholls (Sep 20, 2014)
Yards Per Rush	8.5	vs Nicholls (Sep 20, 2014)
TD Rushes	5	vs Nicholls (Sep 20, 2014)
Pass attempts	43	at UTSA (Nov 29, 2014)
Pass completions	24	at UTSA (Nov 29, 2014)
Yards Passing	291	at UAB (Oct 11, 2014)
Yards Per Pass	11.9	vs Nicholls (Sep 20, 2014)
TD Passes	3	vs Nicholls (Sep 20, 2014)
	3	at Indiana (Oct 04, 2014)
Total Plays	80	at UTSA (Nov 29, 2014)
Total Offense	526	vs Nicholls (Sep 20, 2014)
Yards Per Play	9.6	vs Nicholls (Sep 20, 2014)
Points	77	vs Nicholls (Sep 20, 2014)
Sacks By	10	vs Nicholls (Sep 20, 2014)
First Downs	24	at UAB (Oct 11, 2014)
Penalties	15	vs SMU (Sep 06, 2014)
Penalty Yards	139	vs SMU (Sep 06, 2014)
Turnovers	5	at UAB (Oct 11, 2014)
Interceptions By	3	vs Nicholls (Sep 20, 2014)
	3	vs FIU (Nov 22, 2014)
Punts	10	vs LATECH (Sep 11, 2014)
Punting Avg	48.2	at UAB (Oct 11, 2014)
Long Punt	71	at UAB (Oct 11, 2014)
Punts inside 20	3	vs FIU (Nov 22, 2014)
Long Punt Return	75	vs Nicholls (Sep 20, 2014)

OPPONENT INDIVIDUAL GAME HIGHS

Rushes	19	DIXON, Kenneth, vs LATECH (Sep 11, 2014)
	19	Henry, Michael, vs Nicholls (Sep 20, 2014)
Yards Rushing	177	JONES, Aaron, at UTEP (Nov 15, 2014)
TD Rushes	3	JEFFERY, Nathan, at UTEP (Nov 15, 2014)
Long Rush	74	Coleman, Tevin, at Indiana (Oct 04, 2014)
Pass attempts	41	MULLENS, Nick, vs Southern Miss (Oct 18, 2014)
Pass completions	27	MULLENS, Nick, vs Southern Miss (Oct 18, 2014)
Yards Passing	320	CLEMENTS, Cody, at UAB (Oct 11, 2014)
TD Passes	5	SOKOL, Cody, vs LATECH (Sep 11, 2014)
Long Pass	88	JACKSON, Driphu, at Rice (Oct 25, 2014)
Receptions	8	RICHARD, Jalen, vs Southern Miss (Oct 18, 2014)
Yards Receiving	137	TAYLOR, Jordan, at Rice (Oct 25, 2014)
TD Receptions	2	TURNER, Paul, vs LATECH (Sep 11, 2014)
	2	Wynn, Shane, at Indiana (Oct 04, 2014)
Long Reception	88	TAYLOR, Jordan, at Rice (Oct 25, 2014)
Field Goals	3	ACOSTA, Corey, vs Southern Miss (Oct 18, 2014)
Long Field Goal	41	JOSEPH, Greg I, vs Florida Atlantic (Nov 08, 2014)
Punts	8	Fryoux, Conner, vs Nicholls (Sep 20, 2014)
Punting Avg	48.5	MATTOX, Jay, at UTEP (Nov 15, 2014)
Long Punt	62	FARRIMOND, Jame, at Rice (Oct 25, 2014)
Punts inside 20	2	Russ, William, at Texas (Aug 30, 2014)
	2	Fryoux, Conner, vs Nicholls (Sep 20, 2014)
	2	Toth, Erich, at Indiana (Oct 04, 2014)
	2	MULLINS, Hunter, at UAB (Oct 11, 2014)
	2	Stern, at UTSA (Nov 29, 2014)
Long Punt Return	74	LEONARD, R., vs FIU (Nov 22, 2014)
Long Kickoff Return	28	Okpalobi, C.J., vs Nicholls (Sep 20, 2014)
Tackles	12	DAVIS, Jordan, vs FIU (Nov 22, 2014)
Sacks	2.0	Ridgeway, Hassa, at Texas (Aug 30, 2014)
Tackles For Loss	3.0	KIRK, Andrae, vs Florida Atlantic (Nov 08, 2014)
	3.0	COLIMON, D., vs FIU (Nov 22, 2014)
Interceptions	1	Hicks, Jordan, at Texas (Aug 30, 2014)
	1	Cobbs, Demarco, at Texas (Aug 30, 2014)
	1	Colbert, Adrian, at Texas (Aug 30, 2014)
	1	Haines, Dylan, at Texas (Aug 30, 2014)
	1	Scales, Tegray, at Indiana (Oct 04, 2014)
	1	Dutra, Chase, at Indiana (Oct 04, 2014)
	1	FARMER, Lamar, at UAB (Oct 11, 2014)
	1	WILLIAMS, Dariu, at UAB (Oct 11, 2014)
	1	POLLARD, Ryan, at Rice (Oct 25, 2014)
	1	LEBLANC, C., vs Florida Atlantic (Nov 08, 2014)
	1	GATHRITE, Nick, at UTEP (Nov 15, 2014)
	1	MCKINNON, J., vs FIU (Nov 22, 2014)
	1	DAVIS, Jordan, vs FIU (Nov 22, 2014)

OPPONENT TEAM GAME HIGHS

Rushes	49	at UAB (Oct 11, 2014)
Yards Rushing	363	at Indiana (Oct 04, 2014)
Yards Per Rush	8.2	at Indiana (Oct 04, 2014)
TD Rushes	5	at UTEP (Nov 15, 2014)
Pass attempts	45	vs SMU (Sep 06, 2014)
Pass completions	27	vs Southern Miss (Oct 18, 2014)
Yards Passing	320	at UAB (Oct 11, 2014)
Yards Per Pass	13.9	at UAB (Oct 11, 2014)
TD Passes	5	vs LATECH (Sep 11, 2014)
Total Plays	82	vs Southern Miss (Oct 18, 2014)
Total Offense	593	at Indiana (Oct 04, 2014)
Yards Per Play	8.1	at Indiana (Oct 04, 2014)
Points	56	at UAB (Oct 11, 2014)
Sacks By	5	at UAB (Oct 11, 2014)
First Downs	30	vs Southern Miss (Oct 18, 2014)
Penalties	7	at Texas (Aug 30, 2014)
	7	vs SMU (Sep 06, 2014)
	7	vs LATECH (Sep 11, 2014)
	7	vs Florida Atlantic (Nov 08, 2014)
	7	vs FIU (Nov 22, 2014)
Penalty Yards	80	vs FIU (Nov 22, 2014)
Turnovers	5	vs SMU (Sep 06, 2014)
Interceptions By	4	at Texas (Aug 30, 2014)
Punts	10	vs Nicholls (Sep 20, 2014)
Punting Avg	48.5	at UTEP (Nov 15, 2014)
Long Punt	62	at Rice (Oct 25, 2014)
Punts inside 20	2	at Texas (Aug 30, 2014)
	2	vs LATECH (Sep 11, 2014)
	2	vs Nicholls (Sep 20, 2014)
	2	at Indiana (Oct 04, 2014)
	2	at UAB (Oct 11, 2014)

NORTH TEXAS FOOTBALL

2014 NORTH TEXAS RED-ZONE RESULTS

North Texas Inside Opponent Red-Zone

Date	Opponent	Score	Times In RZ	Times Scored	Total Pts	Rush TDs	Pass TDs	FGs Made	Failed to score inside RZ						
									FGA	Down	Int	Fumb	Half	Game	
Aug 30, 2014	at Texas	L 7-38	0	0	0	0	0	0	0	0	0	0	0	0	0
Sep 06, 2014	SMU	W 43-6	4	4	20	2	2	0	2	0	0	0	0	0	0
Sep 11, 2014	LATECH	L 21-42	3	3	21	3	3	0	0	0	0	0	0	0	0
Sep 20, 2014	NICHOLLS	W 77-3	6	6	42	6	5	1	0	0	0	0	0	0	0
Oct 04, 2014	at Indiana	L 24-49	4	4	24	3	0	3	1	0	0	0	0	0	0
Oct 11, 2014	at UAB	L 21-56	2	1	7	1	0	1	0	0	1	0	0	0	0
Oct 18, 2014	SOUTHERN MISS	L 20-30	4	3	13	1	1	0	2	1	0	0	0	0	0
Oct 25, 2014	at Rice	L 21-41	1	1	7	1	1	0	0	0	0	0	0	0	0
Nov 08, 2014	FLORIDA ATLANTIC	W 31-10	4	4	24	3	2	1	1	0	0	0	0	0	0
Nov 15, 2014	at UTEP	L 17-35	2	2	10	1	1	0	1	0	0	0	0	0	0
Nov 22, 2014	FIU	W 17-14	2	2	10	1	0	1	1	0	0	0	0	0	0
Nov 29, 2014	at UTSA	L 27-34	3	3	14	1	1	0	2	0	0	0	0	0	0
Totals			35	33	192	23	16	7	10	1	1	0	0	0	0
33 of 35 (94.3%)															

Opponents Inside North Texas Red-Zone

Date	Opponent	Score	Times In RZ	Times Scored	Total Pts	Rush TDs	Pass TDs	FGs Made	Failed to score inside RZ						
									FGA	Down	Int	Fumb	Half	Game	
Aug 30, 2014	at Texas	L 7-38	6	5	31	4	3	1	1	1	0	0	0	0	0
Sep 06, 2014	SMU	W 43-6	1	1	6	1	0	1	0	0	0	0	0	0	0
Sep 11, 2014	LATECH	L 21-42	4	4	28	4	1	3	0	0	0	0	0	0	0
Sep 20, 2014	NICHOLLS	W 77-3	2	1	3	0	0	0	1	0	1	0	0	0	0
Oct 04, 2014	at Indiana	L 24-49	5	4	28	4	3	1	0	0	1	0	0	0	0
Oct 11, 2014	at UAB	L 21-56	4	4	28	4	2	2	0	0	0	0	0	0	0
Oct 18, 2014	SOUTHERN MISS	L 20-30	4	3	17	2	1	1	1	0	0	1	0	0	0
Oct 25, 2014	at Rice	L 21-41	5	5	27	3	3	0	2	0	0	0	0	0	0
Nov 08, 2014	FLORIDA ATLANTIC	W 31-10	0	0	0	0	0	0	0	0	0	0	0	0	0
Nov 15, 2014	at UTEP	L 17-35	2	2	14	2	2	0	0	0	0	0	0	0	0
Nov 22, 2014	FIU	W 17-14	0	0	0	0	0	0	0	0	0	0	0	0	0
Nov 29, 2014	at UTSA	L 27-34	2	2	13	2	2	0	0	0	0	0	0	0	0
Totals			35	31	195	26	17	9	5	1	2	1	0	0	0
31 of 35 (88.6%)															