



2010

NORTH TEXAS FOOTBALL

FACT AND RECORDS BOOK

MEAN GREENTM

FOOTBALL



2010

NORTH TEXAS FOOTBALL

FACT AND RECORDS BOOK

MEAN GREENTM
FOOTBALL

North Texas Athletic Department

1301 S. Bonnie Brae
Denton, TX 76207
Office: (940) 565-2662

Shipping Address - Use this for overnight - FED EX / UPS
1301 S. Bonnie Brae
Denton, TX 76207

Mailing Address - US Postal Service ONLY
1155 Union Circle #311397
Denton, TX 76203

www.meangreensports.com

Credits: the North Texas Media Relations Department

Photography: Rick Yeatts

Mean Green Mission Statement

- * To Promote and monitor the educational achievement and personal growth of student-athletes, emphasizing that their educational growth and development is the primary purpose of intercollegiate athletics
- * To conduct an athletics program that protects and enhances the physical and educational welfare of student-athletes
- * To provide fair and equitable opportunity for all student-athletes and staff participating in intercollegiate sport activities, regardless of gender or ethnicity
 - * To promote the principles of good sportsmanship and honesty in compliance with the University of North Texas, state, NCAA and conference regulations
 - * To conduct a competitive athletics program that promotes faculty, staff, student and community affiliation with the University of North Texas
 - * To serve the community through public service and outreach activities which positively reflect on the University of North Texas and promote good will in the community.



3 PLAYERS

2010 Numerical Roster 2
 2010 Alphabetical Roster 4
 Profiles 6
 Newcomers 22

26 OPPONENTS

2009 Opponents 26
 All-Time Results 28

30 2008 IN REVIEW

Results and Statistics 31
 Individual Statistics 32
 Final Defensive Statistics 34
 Superlatives 35
 Game-By-Game Comparisons 37
 Starting Lineups 38
 Game Leaders 39
 Box Scores 40
 Honors and Awards 46

47 HISTORY

Postseason 47
 Letterwinners 51
 Mean Green In The NFL 56
 All-Americans 57
 All-Conference Selections 58
 Conference Award Winners 59

60 RECORDS

Scoring 60
 Rushing 62
 Passing 65
 Receiving 68
 Total Offense 70
 All-Purpose Yards 71
 Punting and Kicking 72
 Kicking 73
 Returns 74
 Defense 75
 Misc. and NCAA Leaders 77
 Conference Records 78
 Conference Annual Leaders 79
 The Last Time 80
 Annual Team Statistics 81
 All-Time Results 82
 Coaching Records 87
 Fouts Field Records 89
 Fouts Field Attendance 90

91 MEDIA

Information 91

↳ **2010 Team Information**

2009 Record 2-10
 Conference Record/Finish 1-7 / Eighth
 Basic Offense Spread
 Basic Defense 4-3

Lettermen Returning 48
Offense: 29; Defense: 18; Specialist: 1
 Lettermen Lost 21
Offense: 8; Defense: 11; Specialist: 2

Starters Returning 18
Offense: 8; Defense: 9; Specialist: 1
 Starters Lost 6
Offense: 3; Defense: 2; Specialist: 1

↳ **Offensive Starters Returning (9)**

Pos.	Name	Ht.	Wt.	Yr-Lt.	Career Starts
OL	Esteban Santiago	6-3	285	Sr.-3L	35
OL	Victor Gill	6-4	250	Sr.-3L	22
OL	J.J. Johnson	6-2	280	Jr.-2L	24
OL	Kelvin Drake	6-2	280	Sr.-3L	22
RB	Lance Dunbar	5-9	202	Jr.-2L	7
WR	Michael Outlaw	6-0	185	Sr.-1L	12
WR	Jamaal Jackson	5-10	163	Sr.-1L	12
WR	Darius Carey	5-10	188	So.-1L	11
WR	B.J. Lewis	6-1	197	Jr.-2L	7

↳ **Defensive Starters Returning (10)**

Pos.	Name	Ht.	Wt.	Yr-Lt.	Career Starts
DE	Brandon Akpunku	6-1	226	Jr.-2L	11
DT	Shavod Atkinson	6-2	307	Sr.-1L	7
DT	Kelvin Jackson	6-2	309	Sr.-1L	5
DE	K.C. Obi	6-2	214	So.-1L	4
LB	Jeremy Phillips	6-3	198	So.-1L	3
LB	Craig Robertson	6-0	226	Sr.-3L	31
LB	A.J. Penson	6-1	213	Sr.-3L	19
DB	Royce Hill	5-10	173	Jr.-2L	23
DB	Ira Smith	5-11	183	Sr.-1L	11
DB	DaWaylon Cook	6-1	196	Jr.-2L	12

↳ **Specialist Returning (2)**

Pos.	Name	Ht.	Wt.	Yr-Lt.	Career Starts
P	Will Atterberry	5-11	187	So.-1L	12
DS	Troy Kokjohn	6-2	242	Jr.-1L	3



PLAYERS

↳ 2010 numerical roster

No.	Name	Pos.	Ht.	Wt.	Cl.	Exp.	Hometown (Previous School)
2	Hamilton, James	RB	5-8	178	Jr.	2L	Cedar Hill, Texas (Cedar Hill HS)
3	Taylor, Willie	WR	5-10	175	So.	1L	Dallas, Texas (Hillcrest HS)
4	Lott, Alex	WR	5-9	173	Sr.	2L	Plano, Texas (Texas Lutheran)
5	Dunbar, Lance	RB	5-9	202	Jr.	2L	Haltom City, Texas (Haltom HS)
6	Tune, Nathan	QB	6-4	206	Sr.	3L	Celina, Texas (Celina HS)
7	Wilson, Jamaal	DB	5-10	181	Jr.	SQ	DeSoto, Texas (DeSoto HS)
7	Thompson, Derek	QB	6-4	223	So.	1L	Glen Rose, Texas (Glen Rose HS)
8	Smith, Ira	DB	5-11	183	Sr.	1L	Long Beach, Mississippi (Gulf Coast CC)
9	Lewis, B.J.	WR	6-1	197	Jr.	2L	Waco, Texas (Robinson HS)
10	Cook, DaWaylon	DB	6-1	196	Jr.	2L	Dallas, Texas (Samuell HS)
11	Dodge, Riley	WR	6-0	193	So.	1L	Southlake, Texas (Carroll HS)
13	Baine, Chase	QB	6-0	198	So.	1L	Lake Dallas, Texas (Lake Dallas HS)
14	Stradford, Tyler	WR	6-2	190	Jr.	TR	New Orleans, La. (Oklahoma)
15	Jackson, Jamaal	WR	5-10	163	Sr.	1L	Amite, La. (Southwest Miss. CC)
16	Roberts, Phillip	DB	5-11	195	So.	SQ	Killeen, Texas (Ellison HS)
16	Teegarden, Derek	QB	6-0	170	Fr.	HS	Odessa, TX (Odessa HS)
17	Johnson, Breece	WR	6-1	178	Sr.	3L	Colleyville, Texas (Heritage HS)
18	Jones, Benny	WR	6-2	165	Sr.	1L	Marlin, Texas (Navarro JC)
18	Shorter, John	DB	6-0	195	Jr.	2L	Dallas, Texas (Lake Highlands HS)
19	Carey, Darius	WR	5-10	188	So.	1L	New Orleans, Louisiana (Helen Cox HS)
20	McCord, D'Leon	DB	6-1	176	Jr.	TR	El Dorado, Kansas (Butler County CC)
21	Hill, Royce	DB	6-0	177	Jr.	2L	Houston, Texas (Cypress Ridge HS)
22	Downing, Ryan	DB	6-1	195	Jr.	TR	El Dorado, Kansas (Butler County CC)
23	Ford, Steven	DB	6-0	190	Jr.	TR	Charleston, South Carolina (Fort Scott CC)
24	Mathis, Jeremi	RB	6-1	215	So.	1L	Arlington, Texas (Martin HS)
25	Graham, Brad	LB	5-11	196	Jr.	TR	Katy, Texas (Navarro CC)
26	Johnson, Forlando	LB	6-0	212	Jr.	TR	El Dorado, Kansas (Butler CC)
27	Gordon, Robbie	DB	6-0	181	Sr.	2L	Ardmore, Okla. (Ardmore HS)
27	Schutz, Casey	WR	5-10	170	So.	SQ	Eules, Texas (Trinity HS)
29	Jackson, Hilbert	DB	6-1	181	Fr.	RS	Rowlett, Texas (Rowlett HS)
31	Penson, A.J.	LB	6-1	225	Sr.	3L	Lufkin, Texas (Lufkin HS)
31	Squier, Weston	RB	5-8	154	Jr.	1L	Sanger, Texas (Sanger HS)
32	Mosley, Micah	RB	6-0	224	Sr.	3L	Nederland, Texas (Nederland HS)
34	Neal, Chris	DB	5-9	168	Sr.	3L	Kaufman, Texas (Kaufman HS)
35	Orr, Zachery	LB	6-0	240	Fr.	HS	DeSoto, Texas (DeSoto HS)
36	Davis, Marquese	LB	6-1	232	Jr.	2L	Atlanta, Texas (Atlanta HS)
37	Olen, Zach	K	5-9	210	Fr.	HS	Richardson, Texas (Berkner HS)
38	Byrd, Brandin	RB	5-10	196	Fr.	HS	Copperas Cove, Texas (Copperas Cove HS)
39	Serrano, Jose	K	5-11	199	Fr.	RS	Dallas, Texas (Skyline HS)
40	Wright, Will	DB	6-2	200	Fr.	HS	Garland, Texas (South Garland HS)
41	Atterberry, Will	K/P	5-11	187	So.	1L	Lewisville, Texas (Lewisville HS)
42	Robertson, Craig	LB	6-1	221	Sr.	3L	Stafford, Texas (Stafford HS)
43	Deans, Trent	K	6-0	184	So.	1L	Sherman, Texas (Sherman HS)
43	Gandy, Shelton	RB	5-8	170	Fr.	RS	Denton, Texas (Ryan HS)
44	Bellazin, Aaron	DE	6-2	230	Fr.	HS	Everman, Texas (Everman HS)
45	Phillips, Jeremy	LB	6-3	198	So.	1L	Waller, Texas (Waller HS)

PLAYERS

↳ 2010 numerical roster



No.	Name	Pos.	Ht.	Wt.	Cl.	Exp.	Hometown (Previous School)
46	Herron, Julian	LB	6-2	199	Jr	TR	Arlington, Texas (Bowie HS)
47	Akpunku, Brandon	DE	6-1	226	Jr.	2L	Cedar Hill, Texas (Cedar Hill HS)
48	Obi, Kenechukwu	DE	6-2	214	So.	1L	Mission Hills, California (Bishop Alemany HS)
49	Gaines, Frank	DE	6-1	265	So.	TR	San Diego, CA (College of San Francisco)
50	Leppo, Nick	OL	6-3	246	Fr.	RS	Southlake, Texas (Carroll HS)
51	January, Sean	LB	6-0	234	Jr.	TR	Cave Creek, Arizona (Scottsdale CC)
53	Prior, Daniel	LB	6-2	215	So.	1L	Henderson, Texas (Henderson HS)
54	Dunham, Blake	LB	6-1	210	Fr.	HS	Arygle, Texas (Arygle HS)
56	Johnson, J.J.	OL	6-3	283	Jr.	2L	Plano, Texas (Plano West HS)
57	Y'Barbo, Mason	OL	6-2	290	Fr.	HS	Sulphur Springs, Texas (Sulphur Springs HS)
60	Fortenberry, Aaron	OL	6-4	288	So.	1L	Era, Texas (Era HS)
64	Gill, Victor	OL	6-4	261	Sr.	3L	Argyle, Texas (Argyle HS)
65	Dixon, Demario	DE	6-1	260	Sr.	TR	Shreveport, LA (Grambling)
66	McCoy, Brandon	DE	6-2	264	So.	TR	Carrollton, Texas (Creekview HS)
68	Drake, Kelvin	OL	6-2	280	Sr.	3L	Galveston, Texas (Ball HS)
70	Feeley, Coleman	OL	6-4	305	So.	1L	Austin, Texas (Anderson HS)
71	Johnson, Antonio	OL	6-6	270	Fr.	HS	Diboll, Texas (Diboll HS)
72	Tomlinson, Matt	OL	6-5	297	Jr.	1L	Klein, Texas (Klein HS)
73	Bean, Jeremy	OL	6-5	301	Jr.	TR	Bethel, Okla. (Northeastern Okla. A&M)
74	Franklin, Troy	OL	6-5	272	So.	1L	Celina, Texas (Celina HS)
76	Noble, John	OL	6-6	296	Fr.	RS	Rockwall, Texas (Rockwall HS)
77	Santiago, Esteban	OL	6-3	296	Sr.	3L	El Paso, Texas (Coronado HS)
78	Kokjohn, Troy	OL	6-2	242	Jr.	2L	Carrollton, Texas (Hebron HS)
79	Adedipe, Ayodele	OL	6-5	320	So.	TR	Sacramento, California (Medorino College)
80	Chancellor, Brelan	WR	5-9	170	Fr.	HS	Copperas Cove, Texas (Copperas Cove HS)
81	Bynes, Christopher	WR	6-1	210	Jr.	TR	Lauderdale Lakes, Florida (Coffeyville CC)
82	Outlaw, Michael	WR	6-0	185	Sr.	1L	Starkville, Miss. (East Miss. CC)
84	Brown, Greg	WR	6-1	217	Jr.	2L	Grand Prairie, Texas (Grand Prairie HS)
85	Fitzpatrick, Austin	TE	6-3	200	Fr.	RS	Friendswood, Texas (Friendswood HS)
86	Hawkins, Graylan	TE	6-4	250	Fr.	HS	Dallas, Texas (Skyline HS)
87	Gilmartin-Donohue, Conor	TE	6-5	253	Sr.	TR	White Plains, NY (Northeastern)
89	Olawale, Jamize	TE	6-2	237	Jr.	TR	Long Beach, California (El Camino JC)
90	Boutwell, Ryan	DE	6-3	245	Fr.	RS	China Springs, Texas (China Springs HS)
91	Jackson, Kelvin	DT	6-2	309	Sr.	1L	Hermanville, Miss. (Itawamba CC)
92	Ross, Draylen	TE	6-4	292	Sr.	3L	Fort Worth, Texas (Diamond Hill-Jarvis HS)
93	Anyiam, LaChristopher	DL	6-4	287	Fr.	RS	Allen, Texas (Allen HS)
94	White, Kyle	DT	6-2	309	So.	1L	New Orleans, Louisiana (McDonogh 35 HS)
95	DeSoto, Jesse	DL	6-1	289	Sr.	3L	San Antonio, Texas (Lee HS)
96	Cantly, Tevinn	DE	6-4	301	So.	1L	Arlington, Texas (Lamar HS)
97	Abbe, Richard	DT	6-4	300	Fr.	HS	Lubbock, Texas (Monterey HS)
97	Hawthorne, Joe	DT	6-4	270	So.	SQ	Arlington, Texas (Martin HS)
98	Weber, John	DE	6-3	288	Sr.	1L	Harvey, Louisiana (Itawamba CC)
99	Atkinson, Shavod	DT	6-2	307	Sr.	1L	Hobart, Okla. (Independence CC)



PLAYERS

↳ 2010 alphabetical roster

No.	Name	Pos.	Ht.	Wt.	Cl.	Exp.	Hometown (Previous School)
97	Abbe, Richard	DT	6-4	300	Fr.	HS	Lubbock, Texas (Monterey HS)
79	Adedipe, Ayodele	OL	6-5	320	So.	TR	Sacramento, California (Medorino College)
47	Akpunku, Brandon	DE	6-1	226	Jr.	1L	Cedar Hill, Texas (Cedar Hill HS)
93	Anyiam, LaChristopher	DL	6-4	287	Fr.	RS	Allen, Texas (Allen HS)
99	Atkinson, Shavod	DT	6-2	307	Sr.	TR	Hobart, Okla. (Independence CC)
41	Atterberry, Will	K/P	5-11	187	So.	1L	Lewisville, Texas (Lewisville HS)
13	Baine, Chase	QB	6-0	198	So.	1L	Lake Dallas, Texas (Lake Dallas HS)
73	Bean, Jeremy	OL	6-5	301	Jr.	RS	Bethel, Okla. (Northeastern Okla. A&M)
44	Bellazin, Aaron	DE	6-2	230	Fr.	HS	Everman, Texas (Everman HS)
90	Boutwell, Ryan	DE	6-3	245	Fr.	RS	China Springs, Texas (China Springs HS)
84	Brown, Greg	WR	6-1	217	Jr.	2L	Grand Prairie, Texas (Grand Prairie HS)
81	Bynes, Christopher	WR	6-1	210	Jr.	TR	Lauderdale Lakes, Florida (Coffeyville CC)
38	Byrd, Brandin	RB	5-10	196	Fr.	HS	Copperas Cove, Texas (Copperas Cove HS)
96	Cantly, Tevinn	DE	6-4	301	So.	1L	Arlington, Texas (Lamar HS)
19	Carey, Darius	WR	5-10	188	So.	1L	New Orleans, Louisiana (Helen Cox HS)
80	Chancellor, Brelan	WR	5-9	170	Fr.	HS	Copperas Cove, Texas (Copperas Cove HS)
10	Cook, DaWaylon	DB	6-1	196	So.	1L	Dallas, Texas (Samuell HS)
36	Davis, Marquese	LB	6-1	232	Jr.	2L	Atlanta, Texas (Atlanta HS)
43	Deans, Trent	K	6-0	184	So.	1L	Sherman, Texas (Sherman HS)
95	DeSoto, Jesse	DL	6-1	289	Sr.	3L	San Antonio, Texas (Lee HS)
65	Dixon, Demario	DE	6-1	260	Sr.	TR	Shreveport, LA (Grambling)
11	Dodge, Riley	WR	6-0	193	So.	1L	Southlake, Texas (Carroll HS)
22	Downing, Ryan	DB	6-1	195	Jr.	TR	El Dorado, Kansas (Butler County CC)
68	Drake, Kelvin	OL	6-2	280	Sr.	3L	Galveston, Texas (Ball HS)
5	Dunbar, Lance	RB	5-9	202	Jr.	2L	Haltom City, Texas (Haltom HS)
54	Dunham, Blake	LB	6-1	210	Fr.	HS	Arygle, Texas (Arygle HS)
70	Feeley, Coleman	OL	6-4	305	So.	1L	Austin, Texas (Anderson HS)
85	Fitzpatrick, Austin	TE	6-3	200	Fr.	RS	Friendswood, Texas (Friendswood HS)
23	Ford, Steven	DB	6-0	190	Jr.	TR	Charleston, South Carolina (Fort Scott HS)
60	Fortenberry, Aaron	OL	6-4	288	So.	1L	Era, Texas (Era HS)
74	Franklin, Troy	OL	6-5	272	So.	1L	Celina, Texas (Celina HS)
49	Gaines, Frank	DE	6-1	265	So.	TR	San Diego, CA (College of San Francisco)
43	Gandy, Shelton	RB	5-8	170	Fr.	RS	Denton, Texas (Ryan HS)
25	Graham, Brad	LB	5-11	196	Jr.	TR	Katy, Texas (Navarro CC)
64	Gill, Victor	OL	6-4	261	Sr.	3L	Argyle, Texas (Argyle HS)
87	Gilmartin-Donohue, Conor	TE	6-5	253	Sr.	TR	White Plains, NY (Northeastern)
27	Gordon, Robbie	DB	6-0	181	Sr.	2L	Ardmore, Okla. (Ardmore HS)
2	Hamilton, James	RB	5-8	178	Jr.	2L	Cedar Hill, Texas (Cedar Hill HS)
86	Hawkins, Graylan	TE	6-4	250	Fr.	HS	Dallas, Texas (Skyline HS)
46	Herron, Julian	LB	6-2	199	Jr.	TR	Arlington, Texas (Bowie HS)
21	Hill, Royce	DB	6-0	177	Jr.	2L	Houston, Texas (Cypress Ridge HS)
29	Jackson, Hilbert	DB	6-1	181	Fr.	RS	Rowlett, Texas (Rowlett HS)
15	Jackson, Jamaal	WR	5-10	163	Sr.	1L	Amite, La. (Southwest Miss. CC)
91	Jackson, Kelvin	DT	6-2	309	Sr.	1L	Hermanville, Miss. (Itawamba CC)
51	January, Sean	LB	6-0	234	Jr.	RS	Cave Creek, Arizona (Scottsdale CC)
71	Johnson, Antonio	OL	6-6	270	Fr.	HS	Diboll, Texas (Diboll HS)

PLAYERS

↳ 2010 alphabetical roster




No.	Name	Pos.	Ht.	Wt.	Cl.	Exp.	Hometown (Previous School)
17	Johnson, Breece	WR	6-1	178	Sr.	3L	Colleyville, Texas (Heritage HS)
26	Johnson, Forlando	LB	6-0	212	Jr.	TR	El Dorado, Kansas (Butler CC)
56	Johnson, J.J.	OL	6-3	283	Jr.	2L	Plano, Texas (Plano West HS)
18	Jones, Benny	WR	6-2	165	Sr.	1L	Marlin, Texas (Navarro JC)
78	Kokjohn, Troy	OL	6-2	242	Jr.	2L	Carrollton, Texas (Hebron HS)
50	Leppo, Nick	OL	6-3	246	Fr.	RS	Southlake, Texas (Carroll HS)
9	Lewis, B.J.	WR	6-1	197	Jr.	2L	Waco, Texas (Robinson HS)
4	Lott, Alex	WR	5-9	173	Sr.	2L	Plano, Texas (Texas Lutheran)
24	Mathis, Jeremi	RB	6-1	215	So.	1L	Arlington, Texas (Martin HS)
20	McCord, D'Leon	DB	6-1	176	Jr.	TR	El Dorado, Kansas (Butler County CC)
66	McCoy, Brandon	DE	6-2	264	So.	TR	Carrollton, Texas (Creekview HS)
32	Mosley, Micah	RB	6-0	224	Sr.	3L	Nederland, Texas (Nederland HS)
34	Neal, Chris	DB	5-9	168	Sr.	3L	Kaufman, Texas (Kaufman HS)
76	Noble, John	OL	6-6	296	Fr.	RS	Rockwall, Texas (Rockwall HS)
48	Obi, Kenechukwu	DE	6-2	214	So.	1L	Mission Hills, California (Bishop Alemany HS)
89	Olawale, Jamize	TE	6-2	237	Jr.	TR	Long Beach, California (El Camino JC)
37	Olen, Zach	K	5-9	210	Fr.	HS	Richardson, Texas (Berkner HS)
35	Orr, Zachery	LB	6-0	240	Fr.	HS	DeSoto, Texas (DeSoto HS)
82	Outlaw, Michael	WR	6-0	185	Sr.	1L	Starkville, Miss. (East Miss. CC)
31	Penson, A.J.	LB	6-1	225	Sr.	3L	Lufkin, Texas (Lufkin HS)
45	Phillips, Jeremy	LB	6-3	198	So.	1L	Waller, Texas (Waller HS)
53	Prior, Daniel	LB	6-2	215	So.	1L	Henderson, Texas (Henderson HS)
42	Robertson, Craig	LB	6-1	221	Sr.	3L	Stafford, Texas (Stafford HS)
16	Roberts, Phillip	DB	5-11	195	So.	SQ	Killeen, Texas (Ellison HS)
92	Ross, Draylen	TE	6-4	292	Sr.	3L	Fort Worth, Texas (Diamond Hill-Jarvis HS)
77	Santiago, Esteban	OL	6-3	296	Sr.	3L	El Paso, Texas (Coronado HS)
39	Serrano, Jose	K	5-11	199	Fr.	RS	Dallas, Texas (Skyline HS)
27	Schutza, Casey	WR	5-10	170	Fr.	RS	Eules, Texas (Trinity HS)
18	Shorter, John	DB	6-0	195	Jr.	2L	Dallas, Texas (Lake Highlands HS)
8	Smith, Ira	DB	5-11	183	Sr.	1L	Long Beach, Mississippi (Gulf Coast CC)
31	Squier, Weston	RB	5-8	154	Jr.	1L	Sanger, Texas (Sanger HS)
14	Stradford, Tyler	WR	6-2	190	Jr.	TR	New Orleans, La. (Oklahoma)
3	Taylor, Willie	WR	5-10	175	So.	SQ	Dallas, Texas (Hillcrest HS)
16	Teegarden, Derek	QB	6-0	170	Fr.	HS	Odessa, Texas (Odessa HS)
7	Thompson, Derek	QB	6-4	223	So.	1L	Glen Rose, Texas (Glen Rose HS)
72	Tomlinson, Matt	OL	6-5	297	Jr.	1L	Klein, Texas (Klein HS)
6	Tune, Nathan	QB	6-4	206	Sr.	3L	Celina, Texas (Celina HS)
98	Weber, John	DE	6-3	288	Sr.	1L	Harvey, Louisiana (Itawamba CC)
94	White, Kyle	DT	6-2	309	So.	1L	New Orleans, Louisiana (McDonogh 35 HS)
7	Wilson, Jamal	DB	5-10	181	Jr.	SQ	DeSoto, Texas (DeSoto HS)
40	Wright, Will	DB	6-2	200	Fr.	HS	Garland, Texas (South Garland HS)
57	Y'Barbo, Mason	OL	6-2	290	Fr.	HS	Sulphur Springs, Texas (Sulphur Springs HS)



PLAYERS

↳ profiles



47 Brandon Akpunku

Defensive End

Jr. ▶ 6-1 ▶ 226
Cedar Hill, TX ▶ Cedar Hill HS

2009: Started 11 of 12 games and led the team in both quarterback sacks and tackles for loss with 6.0 sacks and 11.5 tackles for loss ...

His six sacks were the most by any Mean Green player since 2004 and tied for eighth in the Sun Belt Conference last season ... Finished seventh on the team in total tackles with 47 ... Best game came against Ohio where he totaled a career-best eight tackles, including three tackles for loss and two quarterback sacks ... Tied that mark with eight tackles, three tackles for a loss, one sack and a forced fumble against Middle Tennessee ... **2008:** Played in a total of nine games and made five tackles ... Posted a career-high three tackles against ULM ... **High School/Personal:** In 2007, registered 55 tackles, eight sacks and three fumble recoveries ... Averaged 6.3 tackles a game as a senior ... Named to the District 8-5A Area team by HSGametime.com ... Had a career-best 11 tackles and two fumble recoveries against Duncanville ... Was second on the team in tackles and first in sacks on a squad that recorded 898 total tackles ... Honorable mention for *Dallas Morning News* Defensive Player of the Week for his performance against DeSoto High School ... Was a member of the 2006 State 5A Championship team ... Son of Chidi and Felicia Akpunku ... Born on March 20, 1990.

AKPUNKU'S CAREER STATS

Year	G	ST	AT	TT	TFL	Sacks	FR	FF	Int	PBU
2008	9	0	5	5	0	0	0	0	0	0
2009	12	37	10	47	11.5	6.0	1	0	0	0
Career	21	37	15	52	11.5	6.0	1	0	0	0




99 Shavod Atkinson

Defensive Tackle

Sr. ▶ 6-2 ▶ 307
Hobart, OK ▶ (Independence CC)

2009: Played in all 12 games and started six ... Finished 12th on the team with 33 total tackles and added 3.5 tackles for loss and 2.0 quarter-

back sacks ... Had a season-best five tackles on three different occasions ... Had both of his quarterback sacks in the game against Ohio ... Had five tackles and 1.5 tackles for loss in season finale against Arkansas State ... **Junior College/Personal:** Was named honorable mention for the KJCCC All-Conference Team in 2008 ... Finished third on the team in tackles with 48 including 37 solo ... Had four tackles for loss and one sack ... In 2007, he recorded 53 total tackles with 32 being solo and 10 for loss ... Made three sacks, recovered two fumbles, and forced another ... Son of Richard and Annette Atkinson ... Born on December 15, 1988.



41 Will Atterberry

Punter

So. ▶ 5-11 ▶ 187
Lewisville, TX ▶ (Lewisville HS)

2009: As a true freshman won the starting job and accounted for all 55 of the team's punts during the year ... Named to the Rivals.com Sun

Belt Conference All-Freshman Team ... Finished seventh in the league with an average of 39.0 yards per attempt ... Had nine punts of 50 yards or more, including a season-long 59 vs. Florida Atlantic ... Had 22 of his 55 punts downed inside the 20-yard line and only three touchbacks ... Averaged 52.0 yards on two punts vs. Florida Atlantic and 47.0 yards on three punts vs. Ball State in his first collegiate game ... **High School/Personal:** In 2008, was selected first-team all-district as a punter ... Named to the second team as a kicker ... Was a second-team all-state selection ... Made eight field goals including a game-winning 47 yarder against Grand Prairie ... Converted on 15 PATs ... Averaged 42.4 yards per punt ... Son of Kyle and Candice Atterberry ... Born on Oct. 31, 1990.



13 Chase Baine

Quarterback

So. ▶ 6-0 ▶ 198
Lake Dallas, TX ▶ (Lake Dallas HS)

2009: Saw action in one game against Troy ...
High School/Personal: Was the District 9-4A
Offensive MVP his senior season with 1,632

yards passing and 1,540 yards rushing ... Was a second-team all-region pick his senior year ... As a junior he was a first-team all-district player at the quarterback position and a first-team all-district pick as a sophomore at wide receiver ... Son of Steve and Kristi Baine ... Born on May 8, 1989.



73 Jeremy Bean

Offensive Lineman

Jr. ▶ 6-5 ▶ 301
Bethel, OK ▶ (NE Oklahoma)

2009: Did not see any action ... **Junior Col-
lege:** In 2008, his team averaged 17.6 ppg and
310 yds of offense ... Had a balanced offense

of almost 1,400 yds rushing and 1,400 passing ... QB Trey Munden was the fourth leading passer in the Southwest Junior College conference with 1,077 yds and 8 TDs ... RB Cardell Clemens was third in the conference in rushing with 845 yds and 8 TDs ... In 2007, his school scored an average of 34.5 ppg ... Had a three-star rating by Rivals.com ... **High School/Personal:** Received three letters in football, two in baseball and one in basketball ... Named district defensive player of the year and team MVP in 2006 ... Son of Al and Debbie Bean ... Born on Sep. 20, 1988.



PLAYERS

↳ profiles




84

Greg Brown

Wide Receiver

Jr. ▶ 6-1 ▶ 217
Grand Prairie, TX ▶ (Grand Prairie HS)

2009: Began making the switch from wide receiver to tight end and played in 12 games – mostly on special teams ... Earned his first varsity letter ... Did not have any receptions, but totaled eight tackles on special teams ... **2008:** Saw action in one game on special teams ... **2007:** Took a redshirt ... **Personal:** Born on September 5, 1988 ... Son of James and Lisa Brown.



19

Darius Carey

Wide Receiver

So. ▶ 5-10 ▶ 188
New Orleans, LA ▶ (Helen Cox HS)

2009: Named to the Sun Belt Conference All-Freshman team by Rivals.com and third team Freshman All-America team by Phil Steele's magazine ... Played in all 12 games, starting all but the season opener ... Finished second on the team and third in the Sun Belt Conference with 57 receptions ... His 57 catches and 509 yards receiving were both freshman records at North Texas ... His 57 catches also tied him for 10th place on the single-season receptions leaders list for the Mean Green and ranked third among all freshmen in the NCAA in 2009 ... Twice tied his season best and set a North Texas freshman record with nine receptions in a game – against Louisiana-Monroe for 72 yards and Army for 67 yards ... Had a season-best two touchdown receptions against Western Kentucky ... Led the team with seven punt returns for an average of 6.1 yards per return ... Had seven kickoff returns for 114 yards ... **High School/Personal:** Played quarterback in high school but was recruited by the Mean Green as a wide receiver/defensive back ... Compiled 2,513 yards and 35 touchdowns in nine regular season games as a senior ... Completed 120-of-177 passes for 1,520 yards and 24 touchdowns in 2008 ... Was the metro's leading rusher among quarterbacks with 993 yards on 110 carries and 11 touchdowns ... Was a two-time all-district 8-4A selection ... A member of The-Time Picayune's All-Metro Large Schools team ... Ran the 40 in 4.5 ... Ranked a 5.4 out of 6.1 by Rivals.com ... Son of Gregory and Denise Riley ... Born on May 3, 1991.



96

Tevinn Cantly


Defensive Line

So. ▶ 6-4 ▶ 301
Arlington, TX ▶ (Lamar HS)

2009: Played in all 12 games and earned five starts at defensive tackle ... Finished with 17 tackles for the season ... Had a season-best three tackles against Florida International ... Started the final four games of the season ... **2008:** Redshirted ... **High School/Personal:** Started the 2007 season for Arlington Lamar as an offensive lineman ... Moved to defensive tackle for the final five games of the season due to team injuries ... Recorded 29 tackles, including 12 for loss ... Also tallied two fumble recoveries and forced one fumble ... Born on September 12, 1990 ... Son of Stanley and Deanna Cantly.

CAREY'S CAREER STATS

Year	G	Rec.	Yards	Avg.	TD	LG
2009	12	57	509	8.9	4	23
Career	12	57	509	8.9	4	23



10 DaWaylon Cook

Defensive Back

Jr. ▶ 6-1 ▶ 196
Dallas, TX ▶ (Samuell HS)

2009: Started all 12 games and finished second on the team in total tackles with a career-high 85 ... His 85 tackles ranked 13th among all

defenders in the Sun Belt Conference and third among all defensive backs in the league ... Had one tackle for a loss and recovered two fumbles ... Had double-digit tackles in four different games, including a career-high 13 stops in the season finale at Arkansas State – all of which were unassisted tackles ... Had 11 tackles at Alabama and 10 each against Ohio and Middle Tennessee ... Returned a fumble 16 yards against Ohio and another one 15 yards against Troy ... Had two kickoff returns for 47 total yards in the season opener against Ball State ... **2008:** Was the team's leading kick returner with 506 yards ... Averaged 19.5 yards on 26 returns ... Longest return was 30 yards against ULM... Posted a season-high three tackles against both Tulsa and Rice ... Racked up 10 tackles for the year ... Played in 11 of 12 games ... **High School/Personal:** Was a three-year starter for Samuell High School and coach Steve Pierce ... In 2007, passed for 1,328 yards 11 touchdowns ... Also rushed for 663 yards and 14 touchdowns as a scrambling QB ... Had three interceptions and six pass break ups his senior season as a defensive back ... 2007 District 13-4A Most Valuable Player ... Was a two-time unanimous all-district selection ... Top-100 overall area prospect by Dallas Morning News ... Has a positional rank of 80th on Rivals.com list of multi-position athletes ... Son of George Bell and Neva Cook ... Born on Aug. 1, 1989.



95 Jessie DeSoto

Defensive Line

Sr. ▶ 6-1 ▶ 289
San Antonio, TX ▶ (Lee HS)

2009: Played in four games before suffering a season-ending injury ... Totaled two tackles ... **2008:** Played in nine games ... Grabbed a

season-high five tackles against FAU ... Totaled 12 tackles ... Tied for fourth on the team with 3.5 tackles for losses ... Registered two sacks for -16 yards ... **2007:** Earned his first varsity letter as a reserve defensive lineman ... Recorded a season-high two tackles against Arkansas ... **High School/Personal:** In 2006 had 51 tackles, 11 tackles for loss, seven sacks, and four forced fumbles ... No. 7 prospect in San Antonio area by San Antonio Express-News ... Was a 2005 District 26-5A First Team selection ... Was a 2006 unanimous District 26-5A First Team selection ... Named to the San Antonio Express-News All-Area First Team selection ... Rated as 19th-best defensive tackle in Texas by Rivals.com ... Named 5A-Region IV Second Team by TexasHSfootball.com ... Named State Top-100 prospect by San Antonio Express-News ... Born on May 22, 1988 ... Son of Alejandro De Soto Jr. and Teresa Vega.


COOK'S CAREER STATS

Year	G	ST	AT	TT	TFL	Sacks	FR	FF	Int	PBU
2008	11	7	3	10	0	0	0	0	0	0
2009	12	69	16	85	1.0	0	2	0	0	3
Career	23	76	19	95	1.0	0	2	0	0	3



PLAYERS

↳ profiles




11 Riley Dodge

Wide Receiver

So. ▶ 6-0 ▶ 193
Southlake, TX ▶ (Carroll HS)

2009: Started and played in 10 of the team's 12 games ... Was named to Rivals.com Sun Belt Conference All-Freshman team

... Set a North Texas record and led the Sun Belt Conference with a completion percentage of 67.7 percent ... His pass efficiency rating of 122.3 ranked fifth in the conference and second among all freshman quarterbacks in North Texas history ... Ranked 24th overall and third among all freshmen in the NCAA in completions per game with an average of 20.5 ... Ranked eighth in the NCAA among all freshmen for passing yards, with an average of 197.5 ... Finished third in the Sun Belt Conference in total offense with an average of 243.8 yards per game ... Was the team's second-leading rusher with 463 yards ... Helped the team to a school-record 4,904 yards of total offense ... Tied a Sun Belt record, accounting for seven touchdowns (three rushing and four passing) in a win over Western Kentucky ... Was twice named Sun Belt Conference Offensive Player of the Week - in the team's two wins against Ball State and Western Kentucky ... **2008:** Requested a medical redshirt after seeing action in just three games ... Caught nine passes for 59 yards ... Made five receptions versus Tulsa and four at Rice ... Started at wide receiver against Rice ... Longest reception was 31 yards ... Ran the ball three times for 38 yards ... Set up a two-yard Lance Dunbar touchdown run with a 27-yard reverse in the Tulsa game ... Attempted two passes with one interception at LSU ... **High School/Personal:** Passed for 3,445 yards and 39 touchdowns in 2007 ... Carried 131 times for 772 yards (5.5 average) and 13 touchdowns ... Was named to the 45th annual 2008 PARADE All-American High School Football Team ... Was recently selected to the EA Sports First Team All-America Multi-Purpose squad for 2007 ... Was the 2006 and 2007 Gatorade Player of the Year ... Shared Texas Sports Writers Association 2007 Class 5A All-State Football Team Offensive Player of the Year honors ... Was named to the Texas Class 5A All-State team for the second straight season ... Voted District 5-5A MVP ... Top 25 Dallas area recruit by *Dallas Morning News* ... Was the 2007 *Dallas Morning News* and *Fort Worth Star-Telegram* Offensive Player of the Year ... Ranked in the state top 100 by Rivals.com ... Rated as a top 50 athlete by Rivals.com ... In two years as a starter and one season as a backup, Dodge threw for a combined 8,143 yards (second all-time at Carroll behind former Southlake QB and 2007 Heisman Trophy finalist Chase Daniel) ... Finished his career with a school record 101 touchdowns and a record of 27-2, with his only playoff loss coming in a game in which he was injured in ... Shared TSWA Class 5A All-State Football Team Offensive Players of the Year honors ... Threw for 262 yards off of 22 completions in 31 attempts against Miami Northwestern in what TexasPrepInsider.com labeled the National High School Football Game of the Century 2006 ... Named the 2006 EA Sports National Junior Player of the Year ... Voted Associated Press Class 5A State Offensive Player of the Year ... Threw for 4,284 yards and 57 touchdowns, rushed for 1,119 yards and 13 scores in his junior year ... Was named offensive MVP of the 2006 Class 5A Division I state final after passing for 303 yards and three touchdowns ... Recorded 701 passing yards as a sophomore ... Son of Todd and Elizabeth Dodge ... Born on Oct. 12, 1988.




68 Kelvin Drake

Offensive Line

Sr. ▶ 6-2 ▶ 280
Galveston, TX ▶ (Ball HS)

2009: Named honorable mention All-Sun Belt Conference after consistently grading out as the team's most consistent offensive lineman

... Started the first 10 games before missing the last two with a foot injury ... Leader of an offensive line that is one of only two in the nation (along with Boise State) to rank in the top 12 nationally in sacks allowed as well as the top 30 in rushing offense and top 51 in passing offense ... His unit helped the team lead the Sun Belt in rushing average (185.2) and sacks allowed (12) ... The offensive line ranked fifth in the nation in number of passes attempted per sacks allowed at 34.4 ... Was critical in the blocking for the Sun Belt's second-leading rusher Lance Dunbar who had the fourth-best rushing performance in school history and ranked 15th in the nation ... Had a team-best average of 4.1 knockdowns per game and led the team with 14 pancake blocks in 10 games ... Graded out over 80 percent in all 10 games that he played ... Had just one missed assignment all season ... Came back from a season-ending injury in 2008 after earning second team all-conference honors as a sophomore in 2007 ... **2008:** Took a medical redshirt during the 2008 season ... Will have two years of eligibility remaining ... **2007:** Earned second team all-conference honors in 2007 ... One of only five returning lettermen to start all 12 games in 2007 for the Mean Green ... Anchored an offensive line that gave up no sacks and kept Giovanni Vizza on his feet as he passed for 478 yards against Navy ... Cleared the way for a North Texas rushing attack that amassed 221 yards and three touchdowns against Arkansas State ... **2006:** Saw action in five games as a backup including a lot of action in last four games of the year ... Was on the offensive line for the squad that scored 17 unanswered second-quarter points versus Louisiana Tech ... Blocked on every carry by Deavin Cox against Louisiana-Lafayette when Cox led the team in rushing ... Played extensively when the Mean Green had a season-high 415 yards of total offense against Louisiana Tech and a season-high 254 yards rushing against Florida Atlantic ... **High School/Personal:** Garnered first team all-district and all-area selections as a senior after being named second team all-district as a junior ... As a junior, was named to the All-Greater Houston Underclassman Team by Texas Prep Extra ... Earned three letters in football as well as a letter in powerlifting at Galveston Ball ... Had perfect attendance in high school and was named to the Honor Roll ... Is a member of Who's Who Among American High School Students ... Son of Jeanetta Jones ... Born May 30, 1988.



5 Lance Dunbar

Running Back


Jr. ▶ 5-9 ▶ 202
Haltom, TX ▶ (Haltom HS)

2009: Named honorable mention All-America by Sports Illustrated ... Played in all 12 games, while starting the last eight ...

Led the Sun Belt Conference in scoring despite only starting the last eight games of the season ... Finished 15th in the nation and second in the conference in rushing at 114.83 yards per game ... His 17 rushing touchdowns ranked fifth nationally and his 19 total touchdowns ranked seventh nationally ... His 1,378 total yards rushing was the fourth-highest single-season total in North Texas history and the fifth-most yards in a season in Sun Belt Conference history ... His 6.9 yard-per-carry average ranked second in the NCAA among backs with at least 200 carries ... Finished the year ranked 11th in the nation in scoring with an average of 9.5 points per game ... Averaged 143.6 yards per game, and scored 15 touchdowns in his eight conference games ... In his eight games as a starter he averaged 147.5 yards per game and scored 15 touchdowns ... Was the only back in the conference to rush for 200 yards in a game, a feat he accomplished twice with 238 yards against Florida Atlantic and 227 yards against Western Kentucky ... Held the top three single-game rushing performances of the year in the Sun Belt Conference ... One of only four backs in the nation to have multiple 200-yard rushing games in the season ... Had eight 100-yard rushing games - two more than any running back in the conference ... Named Sun Belt Conference Offensive Player of the Week once ... Also had 28 receptions for 300 yards and two touchdowns ... **2008:** Ran for 178 yards and one touchdown in five games ... Totaled 72 yards on 10 carries with a two-yard touchdown run versus Tulsa ... Made 12 catches for 51 yards and one touchdown on the season ... Caught a seven-yard touchdown pass at Rice ... Recorded a season-high six receptions in the FIU game ... Missed the second part of the season due to injury ... Made his first career start against Rice and played in five games ... **High School/Personal:** Was the Most Valuable Player for Haltom High School after rushing for more than 1,200 yards his senior season ... Was a first-team all-district running back as both a junior and senior ... In 2006, registered over 1,100 yards rushing and 14 TDs ... Tallied 750 receiving yards and two touchdowns as a junior ... Two-sport letterman at Haltom in football and track Transferred from New Orleans De LaSalle HS after rushing for 1063 yards and 13 touchdowns in only 8 games for the Buffaloes as a sophomore ... Ranked No. 63 DFW area recruit by the *Dallas Morning News* ... Son of Lance Dunbar Sr. and Patricia Jones ... Born on Jan. 25, 1990.

DUNBAR'S CAREER STATS

Year	G	Att.	Yards	Avg.	TD	LG
2008	5	39	178	4.6	1	24
2009	12	200	1,378	6.9	17	71
Career	17	239	1,556	6.5	18	71




70 Coleman Feeley

Offensive Line

So. ▶ 6-4 ▶ 305
Austin, TX ▶ (Anderson HS)

2009: Redshirted ... **2008:** Made his first career start against Louisiana-Lafayette and started the remaining six games ... Offense

put up best total offense for the year versus UL (528), yards per pass (8.0), and average per play (6.7) ... Started the last seven games... Was named to the All-Sun Belt Freshman team by Rivals.com. ... **High School/Personal:** Ranked as a 5.4 on the Rivals.com Rating Scale ... Earned second-team all-district 25-5A honors from TexasHSFootball.com ... Named team captain of the 2007-2008 Austin Anderson squad ... Went both ways at an offensive lineman and defensive tackle ... Feeley was also selected to play in the 2008 Bayou Bowl... Born on August 16, 1990 ... Son of Michael and Kristen Feeley.



85 Austin Fitzpatrick

Tight End

Fr. ▶ 6-3 ▶ 200
Friendswood, TX ▶ (Friendswood HS)

2009: Redshirted ... **High School/Personal:** Selected first-team all-district in 2008 ... Caught 53 passes for 843 yards and 10

touchdowns ... Averaged 15.9 yards per catch ... Had a season-high seven catches for 144 yards and a touchdown against Austin Lake Travis in 4A State Semifinal ... Made six receptions for 103 yards and a touchdown versus Dayton ... Grabbed six catches for 93 yards and two scores against Brazoport ... Returned four kickoffs for 49 yards ... Has ability to play at tight end and wide receiver ... Helped team go 11-2 before falling in state semifinal ... In 2007, he caught 14 passes for 232 yards (16.6 avg) and three touchdowns ... His team posted a 7-3 record ... Son of Tony and Sherri Fitzpatrick ... Born on March 15, 1991.



PLAYERS

↳ profiles



60 Aaron Fortenberry


Offensive Line

So. ▶ 6-4 ▶ 288
Era, TX ▶ (Era HS)

2009: Played in all 12 games as a backup on the offensive line ... **2008:** Redshirted ...

High School/Personal: Was a first-team all-

state offensive lineman as a senior and a second-team all-state player as a defensive lineman ... Was a two-time first-team all-district player his junior and senior year as an offensive and defensive lineman ... Son of Shane and Carla Fortenberry ... Born on June 12, 1990.



27 Robbie Gordon

Defensive Back

Sr. ▶ 6-0 ▶ 181
Ardmore, OK ▶ (Ardmore HS)

2009: Saw action in 11 games mostly on special teams ... Earned his third letter ... Totaled seven tackles, including a season-high two

against Western Kentucky ... **2008:** Played in 11 games and recorded nine total tackles ... Tallied three tackles at LSU for a season high ... **2007:** Did not see any action ... **2006:** Was a redshirt ... **High School/Personal:** Versatile and athletic, Gordon led Ardmore High School to the 5A District 1 crown and an undefeated regular season ... Was a first-team all-district selection at cornerback as a senior, and voted the best defensive back in the district ... Was a unanimous selection to the Daily Ardmore Super Team ... Recorded 48 tackles, five interceptions and three fumble recoveries at cornerback ... Also had 20 punt returns for 239 yards and a long of 52 yards ... As a wide receiver, he hauled in six catches for 81 yards ... Also a sprinter on the Ardmore track team ... Participated on the 4x100 meter relay team that recorded the fastest time in Oklahoma in 2005 ... Son of Robert Gordon and Elaine Carr ... Born March 25, 1988.




64 Victor Gill

Offensive Line

Sr. ▶ 6-5 ▶ 261
Argyle, TX ▶ (Argyle HS)

2009: Had the offensive line's best overall grade for the season, grading out at nearly

90 percent ... Led the unit with 44 knock-down blocks, playing in just 10 of 12 games ... Started every game except Alabama and Middle Tennessee, which he missed with an injury ... Was only offensive lineman to grade out over 90 percent three different times during the season ... Leader of an offensive line that was one of only two in the nation (along with Boise State) to rank in the top 12 nationally in sacks allowed as well as the top 30 in rushing offense and top 51 in passing offense ... His unit helped the team lead the Sun Belt in rushing average (185.2) and sacks allowed (12) ... The offensive line ranked fifth in the nation in number of passes attempted per sacks allowed at 34.4 ... Was critical in the blocking for the Sun Belt's second-leading rusher Lance Dunbar who had the fourth-best rushing performance in school history and ranked 15th in the nation ... **2008:** Started all 12 games at tackle ... Helped pass protect for an offense that averaged 235.7 yards a game through the air and nearly 3,000 passing yards ... Made the transition from tight end during the '08 season ... **2007:** Saw action in 11 games ... **2006:** Was a redshirt ... **High School/Personal:** Named to All-District 13-2A First Team in 2005 after helping lead the Eagles to the school's first state-title game appearance ... Named to Team Texas second team by TexasHSfootball.com ... Recorded 66 catches for 862 yards and nine touchdowns as a senior ... Earned two varsity letters in football and four varsity letters in basketball ... Son of Cindy Gill and the late Phillip Gill ... Born May 14, 1988.




2 James Hamilton

Running Back

Jr. ▶ 5-8 ▶ 178
Cedar Hill, TX ▶ (Cedar Hill HS)

2009: Played in nine games with no starts ... Was fourth on the team with 47 rushing yards on 11 carries ... Had a season-high seven carries

for 31 yards against Alabama and added three carries for 16 yards and a touchdown against Western Kentucky ... Had two receptions vs. Middle Tennessee ... Played extensively on special teams, which included three kickoff returns for 63 yards ... **2008:** Carried the ball eight times for 49 yards ... Scored on a one-yard run at Florida Atlantic ... Longest rush was 23 yards ... Rushed for a season-high 31 yards against FAU ... Caught four passes for 32 yards with a long of 15 ... Returned six kickoffs for 110 yards (18.3 avg) ... Longest return was 29 yards ... Made the switch from defensive back to running back in the middle of the season ... Had two tackles ... Played in 11 games ... **High School/Personal:** A quarterback in high school ... Saw most of his production come with his feet instead of his arm as he led the team with 1,778 yards rushing yards and 20 touchdowns ... Led an offense that averaged 392.6 yards and 38 points per game in 2007 ... Named to 2007 Super List for HS quarterbacks by 5ATexasFootball.com ... Earned All-District 8-5A first team in 2007 ... Rated No. 53 on the *Dallas Morning News* area top 100 list ... Playing against an Irving MacArthur defense that only allowed 110 yards rushing per game, Hamilton ran for 196 yards on 20 carries and three touchdowns ... Son of James Hamilton and Chiquita Blackwell ... Born on March 25, 1990.




46 Julian Herron

Linebacker

Jr. ▶ 6-2 ▶ 199
Arlington, TX ▶ (Bowie HS)

2009: Sat out as part of NCAA transfer rules ... SMU: Played in 11 games and had 17 tackles ... **High School/Personal:** Rated by Max Emfinger

as a five-star recruit and the No. 48 player in the state of Texas ... Invited to the All-American Bowl in Shreveport ... Ranked No. 70 on the Dallas Morning News Area Top 100 ... Notched over 100 stops and added 15 sacks and two punt blocks in 2006 ... A two-star Rivals.com and Scout.com prospect ... Son of Michael and Pat Herron...Born on May 14, 1989.




29 Hilbert Jackson

Defensive Back

Fr. ▶ 6-1 ▶ 181
Rowlett, TX ▶ (Rowlett HS)

2009: Redshirted ... **High School/Personal:** In 2008, made 34 stops and scored one rushing touchdown ... Posted a season-high six tackles

in a win over Naaman Forest ... Registered at least four tackles in five games ... In 2007, picked off one pass and returned it 55 yards ... Fundamentally sound player with ability to play at free safety ... Son of Hilbert Sr. and Valicia Jackson ... Born on Feb. 20, 1991.



21 Royce Hill

Defensive Back

Jr. ▶ 6-0 ▶ 177
Houston, TX ▶ (Cypress Ridge HS)

2009: Started all 12 games and led the team with three interceptions, which ranked eighth in the Sun Belt Conference ... Ranked eighth

on the team in total tackles with 47 ... Recorded two tackles for a loss ... Ranked second on the team and third in the Sun Belt Conference in kickoff returns with an average of 26.3 yards per return (395 yards on 15 returns) ... Had three punt returns for 19 yards ... Key part of a defensive secondary that ranked second in the league in opponent completion percentage and third in the conference in pass efficiency defense ... **2008:** Made his first career start against Kansas State and started nine of 12 games at corner ... Tallied 34 tackles including 26 solo ... Ranked 7th on the team in total tackles ... Recovered a fumble and made one tackle for loss ... Broke up two passes ... Made a season-high seven tackles in opener at Kansas State ... Returned 17 kicks for 436 yards ... Had a long of 51 at Western Kentucky which set up a Kevin Dickerson touchdown in the 4th quarter ... Averaged a team-best 25.6 yards per return ... **High School/Personal:** In 2007, recorded 38 tackles and three interceptions ... Ranked the 30th best corner in the nation by ESPN.com ... Selected to the all-district 17-5A team three times and made the first-team as a junior and senior ... Was one of eight finalists for the Houston Touchdown Club defensive player of the year award ... Rated No. 35 on the list of the top 100 players in the Greater Houston area by TexasPrepXtra.com ... Ranked in the top 110 players in the area the *Houston Chronicle*... Led the 17-5A in punt return average and finished second in kick return average ... Was the 2007 District 17-5A Return Specialist of the Year ... Selected to play in the 2008 Bayou Bowl ... Son of Ronald and Renay Hill ... Born on Dec. 27, 1989.

HILL'S CAREER STATS

Year	G	ST	AT	TT	TFL	Sacks	FR	FF	Int	PBU
2008	12	26	8	34	1.0	0	1	0	0	2
2009	12	37	10	47	1.5	0	1	0	3	2
Career	24	63	18	81	2.5	0	2	0	3	4



15 Jamaal Jackson

Wide Receiver

Sr. ▶ 5-10 ▶ 163
Amite, LA ▶ (SW Miss CC)

2009: Named All-Sun Belt Second Team ... Started all 12 games at wide receiver ... Led the Sun Belt Conference and finished 29th in

the nation in receptions per game with an average of 5.92 ... His 701 receiving yards ranked third in the league and his six touchdown receptions ranked second ... His 71 receptions for the year tied for the sixth-best single-season total in North Texas history ... Didn't start returning kickoffs until the seventh game of the year, but in last six games he returned 17 kickoffs for 463 yards for an average of 27.2 yards per return which was good enough for 19th in the nation and second in the Sun Belt Conference ... Had a season-high 11 receptions against Middle Tennessee and a season-high 90 yards in a loss at Florida International ... Also had 10 catches for 73 yards against Louisiana-Lafayette ... Caught two touchdowns in a win against Western Kentucky ... Caught at least three passes in every game ... **Junior College/Personal:** Caught 41 passes for 418 yards averaging 5.1 receptions per game at SWMCC in 2008 ... Caught one touchdown pass ... In 2007, made 23 receptions for 477 yards and a touchdown ... Runs a 4.4 in the 40 ... Son of Lathel Walker and Tracy Jackson ... Born on Oct. 5, 1986.

JACKSON'S CAREER STATS

Year	G	Rec.	Yards	Avg.	TD	LG
2009	12	71	701	9.9	6	69
Career	12	71	701	9.9	6	69



PLAYERS

↳ profiles




91 Kelvin Jackson

Defensive Tackle

Sr. ▶ 6-2 ▶ 309
Hermanville, MS ▶ (Itawamba CC)

2009: Played in 11 games, starting five ... Suffered elbow injury prior to season that limited his action in the first half of the year

... Finished with 16 total tackles, including one tackle for a loss ... Blocked a PAT attempt against Arkansas State ... **Junior College:** In 2008, was named to the MACJC North Second Team ... Made 41 tackles including 30 solo ... Had nine tackles for loss, three sacks, and one forced fumble ... **High School/Personal:** Son of Sylvester Jackson and Ethel Shorter ... Born on April 8, 1988.




56 J.J. Johnson

Offensive Line

Jr. ▶ 6-3 ▶ 283
Plano, TX ▶ (Plano West HS)

2009: Started all 12 games as a sophomore and played in a team-high 841 total plays during the season (every offensive snap) ... Leader of an offensive line that is one of only two in the nation (along with Boise State) to rank in the top 12 nationally in sacks allowed as well as the top 30 in rushing offense and top 51 in passing offense ... His unit helped the team lead the Sun Belt in rushing average (185.2) and sacks allowed (12) ... The offensive line ranked fifth in the nation in number of passes attempted per sacks allowed at 34.4 ... Was critical in the blocking for the Sun Belt's leading rusher Lance Dunbar who had the fourth-best rushing performance in school history and ranked 15th in the nation ... **2008:** Started all 12 games as a freshman ... Anchored a line for an offense which amassed almost 4,500 total yards and 20 points per game. **2007:** Was a redshirt ... **High School/Personal:** Was named unanimous District 9-5A First Team in 2006 ... Named 2005 All-District 8-5A Second Team ... Rated as fourth-best center in Texas by Rivals.com ... Key member of offensive line that paved the way for a offense that rushed for 2,518 yards in 11 games in 2006 ... Member of 2006 Bi-District qualifier ... Son of Joe and Gaye Johnson ... Born Dec. 14, 1988.



17 Breece Johnson

Wide Receiver

Sr. ▶ 6-1 ▶ 178
Colleyville, TX ▶ (Heritage HS)

2009: Was injured in practice prior to the beginning of the season and did not see any action ... **2008:** Made seven receptions for 60

yards ... Caught a six-yard touch down pass against Tulsa ... Caught three passes for 32 yards in season finale versus Arkansas State ... Snagged two passes for 18 yards against Troy ... Played in nine games ... **2007:** Appeared in six games as a true freshman playing mainly on special teams ... One of only three freshman wide receivers to see the field last season ... Tallied first career reception against Troy for a gain of seven yards ... **High School/Personal:** In 2006, had 88 receptions for 1,343 yards (15.2 ypc, 95.9 ypg) and 19 TD ... Named District 5-5A First Team ... Named to the Dallas Morning News First Team All-Area ... Named to 2006 Fort Worth Star-Telegram Super Team ... Named AP 5A All-State First Team ... Named Texas 5A First Team by TexasHSfootball.com ... Was a third-team 5A All-state selection by Texas Sports Writers Association ... Was the MVP of 2006 Texas 7-on-7 tournament ... Member of 2006 Texas 7-on-7 tournament champions ... Named 2006 5ATexasfootball.com second team All-Texas ... Recorded four 100-yard receiving games in 2006 ... Caught touchdown pass in first seven games of 2006; multi-touchdown games in first four ... Put up eight receptions, 116 yards, and four touchdowns in playoff first round matchup with Coppel ... Rated as 33rd-best receiver in Texas by Rivals.com ... Named first-team 5A All-state by TexasHSfootball.com ... Named first-team 5A-region I by TexasHSfootball.com ... Member of 5A-Region I finalist ... Named 5A Region I Player of the Week for Bi-District performance (8 catch, 116 yards, 4 TD) by 5ATexasfootball.com ... Son of Robert and Melynn Johnson ... Born May 11, 1988.




18 Benny Jones

Wide Receiver

Sr. ▶ 6-2 ▶ 165
Marlin, TX ▶ (Navarro CC)

2009: Did not see any action...**High School/Personal:** Was a second team-all state selection and first-team all-district player ... A multi-sport star, Jones was a second-team Super Centex basketball selection ... Son of Linnette Stricklin ... Born on May 12, 1988.



78 Troy Kokjohn

Offensive Line

Jr. ▶ 6-2 ▶ 242
Carrollton, TX ▶ (Hebron HS)

2009: Saw action in the final three games of the year as a deep snapper ... **2008:** Played in four games ... Blocked for an offense that posted

327 total yards and over 100 yards rushing against Arkansas State ... **High School/Personal:** Played on 2005 state championship team ... Son of Kevin and Susan Kokjohn ... Born on February 7, 1989.



4 Alex Lott

Wide Receiver

Sr. ▶ 5-9 ▶ 173
Plano, TX ▶ (Texas Lutheran)

2009: Played in all 12 games and earned one start ... Finished fifth on the team with 22 receptions for 163 yards ... Tied a career-high with seven catches in game vs. Ohio ... Had five

catches on only touchdown of the season against Arkansas State in the last game of the year ... **2008:** Had the third-most receptions (26) as a walk-on ... Made his first career start in the second game of the season against Tulsa ... Finished with 201 yards receiving and two touchdowns ... Had a career-best seven receptions and 69 yards against FIU ... Caught a nine-yard touchdown pass against Kansas State ... Posted six catches for 52 yards and one touchdown against ULM ... **High School/Personal:** Caught 46 passes for 890 yards his senior season ... Earned first team all-district, first team all-county, and all-area honors ... Son of Thomas and Donna Lott ... Born on April 22, 1988.

LOTT'S CAREER STATS

Year	G	Rec.	Yards	Avg.	TD	LG
2008	12	26	201	7.7	2	19
2009	12	22	163	7.4	1	27
Career	24	48	364	7.5	3	27



9 B.J. Lewis

Wide Receiver


Jr. ▶ 6-1 ▶ 197
Waco, TX ▶ (Robinson HS)

2009: Was a key part of the wide receiver rotation, playing in 11 games and starting six ... Was sixth on the team with a career-best

21 receptions for 265 yards ... His 12.6 yards per reception was good enough for second on the team ... Had a career-high five catches for 59 yards against Middle Tennessee ... **2008:** Played in three games with no catches before suffering a season-ending injury ... **2007:** Was the only North Texas freshman wide receiver to appear in all 12 games ... Recorded first career start against SMU ... Tallied 10 catches for 86 yards on the season ... **High School/Personal:** In 2006 had 49 receptions for 958 yards (20.31 ypc) and eight touchdowns along with 72 tackles, six interceptions, a fumble recovery, two forced fumbles and 13 pass breakups ... Named 2006 3A All-State First Team by Texas Sports Writers Association at defensive back ... Named 2006 Super Centex Second Team by *Waco Tribune Herald* ... Named 2006 All-District 17-3A First Team as wide receiver and defensive back ... Named 2005 All-District 17-3A First Team at wide receiver ... No. 21 Central Texas prospect by *Waco Tribune Herald* ... Was 3A Team Texas First Team at wide receiver and third team at defensive back by *TexasHSfootball.com* ... Named 3A Region III First Team at wide receiver and defensive back by *TexasHSfootball.com* ... Named second-team 3A Academic All-state by Texas High School Coaches Association ... Named 2005 3A All-Region III Second Team at wide receiver by *TexasHSfootball.com* ... Key member of 3A-Division I state finalists; first state finals appearance in school history ... Averaged five receptions, 108.6 ypg in 2006 playoffs and scored at least one touchdown in each playoff game ... Son of Robert Sneed ... Born Jan. 7, 1989.

LEWIS'S CAREER STATS

Year	G	Rec.	Yards	Avg.	TD	LG
2007	12	10	86	8.6	0	23
2009	11	21	265	12.6	0	34
Career	23	31	351	11.3	0	34



24 Jeremi Mathis

Running Back

So. ▶ 6-1 ▶ 215
Arlington, TX ▶ (Martin HS)

2009: Played in all 12 games as a backup running back and special teams player ... Had 11 rushing attempts for 39 total yards with a

long carry of 12 yards ... Had a season-high four carries for 20 yards in season-opener against Ball State ... Also had three tackles on special teams ... **2008:** Was a redshirt ... **High School/Personal:** In 2007, rushed for 1,462 yards on 231 carries and tallied 17 touchdowns ... Was a 2007 first-team all-district 8-5A selection ... Recorded best rushing output against Justin-Northwest High School during week two when he rushed for 237 yards on 26 carries and three touchdowns ... Recorded two or more TDs in six of the Warriors' 11 games in 2007 ... Top-100 overall area prospect by Dallas Morning News ... Received honorable mention THSCA academic all-state honors ... Honorable mention 5A all-state selection by Texas Sports Writers Association ... Named Dallas Morning News Offensive Player of the Week following his performance against DeSoto when he carried the ball 30 times for 210 yards and two scores ... Son of Kevin and Prentice Williams ... Born on Aug. 1, 1990.



PLAYERS

↳ profiles



32 Micah Mosley

Running Back


Sr. ▶ 6-0 ▶ 224
Nederland, TX ▶ (Nederland HS)

2009: Played in 11 games and earned one start ... Was a key contributor on special teams ... Totaled three rushing attempts for a total of

six yards and had one kickoff return for seven yards ... Had four tackles as part of the kickoff team ... **2008:** Was sidelined for most of the year with an injury ... Rushed for 102 yards on 21 carries in 2008 ... Posted a season-high 56 yards in the opener against Kansas State ... Scored one touchdown against FIU ... Ranked 4th on the team in rushing yards ... Started the season opener against Kansas St. ... Played in five games ... **2007:** Appeared in all 12 games for the Mean Green as a true freshman ... Tallied first career start in the second game of the season against SMU ... Finished the season with 461 yards on 94 carries and five touchdowns ... Combined with Jamario Thomas to rush for combined 1,127 yards in a pass-oriented offense ... **High School/Personal:** In 2006 had 297 rushes for 2,403 yards and 29 touchdowns to go along with 13 receptions for 274 yards and three scores ... Rushed 28 times for 406 yards and five touchdowns in game versus Lumberton ... Was a four-year letterman ... Went over 200-yard mark five times in senior season; over 130-yard mark in 10 of 11 games played ... Was a AP 4A All-State First Team selection ... Named 4A-Region III First Team by TexasHSfootball.com ... Was a Team Texas 4A Second Team by TexasHSfootball.com ... Named Offensive MVP of District 22-4A ... Member of 4A-Region III area finalist in 2006 ... Was the 2006 Super Team Offensive MVP by *Beaumont Enterprise* ... Was the 2006 Super Team Offensive MVP *Port Arthur News* ... Named Preseason All-Southeast Texas Second Team offense by Setexassports.com ... Named 2006 SETX Members Choice Player of the Year by Setexassports.com ... Recorded 2,403 yards in 2006, which is a Nederland HS all time single-season record ... The 4,557 career yards is the all-time record at NHS ... Named *Port Arthur News* player of the week in week 6 for 39 rushes, 246 yards, three-touchdown performance versus Port Neches Groves ... Winner of Cory Fulbright Spirit Award given to player who demonstrated most outstanding spirit and dedication in 4A by texasHSfootball.com ... Named 2004 20-4A Offensive Newcomer of the Year ... Son of James and Phyllis Mosley ... Born July 31, 1988.

MOSLEY'S CAREER STATS

Year	G	Att.	Yards	Avg.	TD	LG
2007	12	94	461	4.9	5	32
2008	5	21	102	4.9	1	18
2009	11	3	6	2.0	0	4
Career	28	118	569	4.8	6	32




34 Chris Neal

Defensive Back

Sr. ▶ 5-9 ▶ 168
Kaufman, TX ▶ (Kaufman HS)

2009: Saw extensive time playing special teams ... Had two tackles against Troy and a tackle against ULM and Arkansas State ... **2008:**

Played in eight games and recorded two total tackles; both tackles came against WKU ... **2007:** Earned first varsity letter, playing in all 12 games, primarily on special teams ... Against Arkansas State he returned a blocked punt 21 yards down to the opponent 4-yard line where North Texas scored a touchdown from on the next play ... Also returned a blocked punt five yards for a touchdown in the win over Western Kentucky ... Had three kickoff returns for a total of 44 yards during the year, with the longest coming against Middle Tennessee for 16 yards ... Had four total tackles for the season, including a season-high two against Troy ... **2006:** Was a redshirt ... **High School/Personal:** The MVP of District 12-3A, Neal accounted for over 800 rushing yards, 174 passing yards and 145 receiving yards for Kaufman High School in 2005 ... Was named second team all-state kick returner as a junior, as well as first team all-district wide receiver and cornerback ... Was named Offensive Player of the Year in Kaufman County ... A first-team all-district point guard, Neal also lettered in basketball and track ... Son of John Weaver and Carolyn Neal ... Born February 18, 1988.



48 K.C. Obi

Defensive End

So. ▶ 6-2 ▶ 214
Mission Hills, CA ▶ (Bishop Alemany HS)

2009: Was named to the All-Sun Belt Freshman Team by Rivals.com ... Made four starts on the season at the defensive end spot ... Had

a season-high seven tackles against ULM including five solo tackles ... In the win against WKU, Obi had three tackles, 1.0 tackles for a loss, and a forced fumble ... Against Troy, Obi had three tackles and 2.0 tackles for a loss ... Made his first career start against Florida Atlantic ... **Personal:** Born on September 14, 1990 ... Son of Feni and Geraldine Obi.

OBİ'S CAREER STATS

Year	G	ST	AT	TT	TFL	Sacks	FR	FF	Int	PBU
2009	12	17	9	26	4.0	0	0	1	0	0
Career	12	17	9	26	4.0	0	0	1	0	0



82 Michael Outlaw

Wide Receiver


Sr. ▶ 6-0 ▶ 185
Starkville, MS ▶ (East Miss CC)

2009: Was the third-leading receiver last season and averaged 11.5 yards a catch ... Made six grabs against Army ... Had 73-yards receiving against FIU, his second highest total

of the season ... Had two catches in the win over WKU ... Topped the 100-yard mark receiving against Troy with 112 yards and one touchdown ... Had seven catches against Troy, including a 35-yard grab ... Had 69 yards and six catches against Louisiana-Lafayette ... Had a 28-yard catch against Louisiana-Lafayette ... Had a 32-yard reception against Alabama ... Caught a team-leading seven passes in his first game with the Mean Green against Ball State totaling 43 yards and one touchdown ... **Junior College:** Was named to the 2008 MAJC All-State North First Team Offense ... Was 12th in the nation in receptions (46) and had 624 yards in 2008, leading the Lions to an 8-2 record ... Ranked a 5.4 out of 6.1 by Rivals.com ... Ran the 40 in 4.65 ... **High School/Personal:** Posted 51 receptions for 796 yards and 5 TDs junior year ... Caught 56 passes for 816 yards and 7 TDs senior year ... Son of Michael and Lisa Outlaw ... Born on June 6, 1989.

OUTLAW'S CAREER STATS

Year	G	Rec.	Yards	Avg.	TD	LG
2009	12	41	473	11.5	2	46
Career	12	41	473	11.5	2	46



31 A.J. Penson

Linebacker

Sr. ▶ 6-1 ▶ 225
Lufkin, TX ▶ (Lufkin HS)

2009: Racked up 51 tackles last season as he started the final six games at the middle linebacker spot ... Had a season-high nine tackles

against ULM ... Tied for the team lead in tackles against WKU with eight ... In the win over WKU, Penson had a half a tackle for a loss in the starting role ... Made his first start of the season against Troy and had seven tackles ... **2008:** Was the team's fifth-leading tackler with 51 ... Had 2.5 tackles for losses ... Recorded a season-best eight tackles against Troy ... Totaled 2.5 tackles for a loss, two pass breakups and one quarterback hurry ... Started all 12 games for the Mean Green ... **2007:** Recorded first career start against Arkansas State in which he tallied two tackles including one for a loss ... Was part of a defensive unit that held Florida Atlantic to a mere 83 yards on the ground on 28 attempts, accounting for a season-low 2.9 yards per rush ... **High School/Personal:** Named 2006 District 15-5A First Team ... In 2006, recorded 85 tackles and 14 tackles for loss ... In 2005 had 85 tackles, 22 tackles for loss, and three sacks ... Named 5A-Region II First Team by TexasHSfootball.com ... Named 2005 District 14-5A First Team at defensive end ... Named Team Texas 5A First Team by TexasHSfootball.com ... Named 5A All-State Honorable Mention by Texas Sports Writers Association ... Named 2006 second-team All-Texas by 5Atexasfootball.com ... Was a 2005 All-Junior selection by 5Atexasfootball.com at defensive end ... Rated as No. 40 MLB in nation by Scout.com ... Rated as No. 7 inside linebacker in Texas by Rivals.com ... Was a two-year starter on district champion Lufkin Panthers ... Member of 2005 state semi-finalist and 2006 Bi-district champions ... State Top-100 prospect by *San Antonio Express-News* ... Born on May 10, 1989 ... Son of Alex and Janice Penson.


PENSON'S CAREER STATS

Year	G	ST	AT	TT	TFL	Sacks	FR	FF	Int	PBU
2007	12	6	6	12	1.0	0	0	0	0	0
2008	12	30	21	51	2.5	0	0	0	0	2
2009	12	19	32	51	3.0	0	0	0	0	1
Career	36	55	59	114	6.5	0	0	0	0	3



PLAYERS

↳ profiles




45 Jeremy Phillips

Linebacker

So. ▶ 6-3 ▶ 198
Waller, TX ▶ (Waller HS)

2009: Was named to the All-Sun Belt Freshman Team by Rivals.com ... Started three games last season ... Had a season-high eight tackles against Army and forced a fumble in the game ... Had five tackles against both ULM and FIU ... Had his first career interception against WKU that led to the game-winning touchdown for North Texas ... Had six tackles and a half a tackle for a loss against WKU ... Recorded two tackles against Troy ... Made two tackles against Louisiana-Lafayette and Middle Tennessee ... Had four tackles against Alabama ... Recorded two tackles against Ball State ... **2008:** Was a redshirt ... **High School/Personal:** In 2007, completed 62 percent of his passes for 1,538 yards and 14 touchdowns ... Also rushed for 1,223 yards and 12 scores ... Helped lead Waller High School to the 4A Division II, Region III finals for the first time in school history with Phillips under center and his dad, Jim Phillips, as coach ... Greater Houston Top 50 senior prospect by TexasPrepInsider.com ... Named Most Valuable Player for District 18-4A ... Houston-area top 50 by rivals.com ... Ranked as one of the top six "athletes" in the area by the Houston Chronicle ... Brother of Jason Phillips, who appeared on the watch list for the Rotary Lombardi and Dick Butkus Award and was a three-time all-Mountain West performer at TCU ... Son of Jim and Diane Phillips ... Born on Sep. 28, 1989.



53 Daniel Prior


Linebacker

So. ▶ 6-2 ▶ 215
Henderson, TX ▶ (Henderson HS)

2009: Played in 10 games last season ... Had a season-high three tackles on the road against Alabama ... Had two tackles against Troy and a tackle against Middle Tennessee and Arkansas State ... **High School/Personal:** Ranked the No. 36 Strong LB in the nation by Scout.com ... Recorded 93 tackles as a senior in 2008 and 300 for his career ... Also had four receptions for 63 yards playing tight end ... Earned first-team all-district honors in 2008 and second-team as a sophomore in 2006 ... In 2007 he had 114 tackles, 20 of which were for losses ... Ranked a 5.3 out of 6.1 by Rivals.com ... Ran the 40 in 4.66 ... Son of Luke Prior and Rebecca Womack ... Born on Feb. 10, 1991.

PHILLIP'S CAREER STATS

Year	G	ST	AT	TT	TFL	Sacks	FR	FF	Int	PBU
2009	11	22	15	37	2.5	0	0	1	1	1
Career	11	22	15	37	2.5	0	0	1	1	1



42 Craig Robertson

Linebacker


Sr. ▶ 6-1 ▶ 221
Stafford, TX ▶ (Stafford HS)

2009: Was the leading tackler last season with 107 en route to being named to the honorable mention all-conference ... Had 67 unassisted

tackles, three tackles for a loss, one forced fumble, and one interception ... Recorded double figure totals in tackles in four games last season ... Robertson had a season-high 13 tackles against Arkansas State ... Led the team in tackles with eight against WKU ... Along with his eight tackles, Robertson had one tackle for a loss against WKU ... Had 10 tackles against Troy and one pass broken up ... Recorded eight tackles against FAU ... Led the team in tackles against Louisiana-Lafayette with eight tackles ... Had his first full sack of the season against Louisiana-Lafayette ... Had nine tackles against Ohio and half a sack ... Also recorded a tackle for a loss against the Bobcats ... Named the Sun Belt Conference Week One Defensive Player of the Week ... Was the team's leading tackler in the 20-10 victory over Ball St. with 12 tackles ... Also recovered a fumble against the Cardinals ... **2008:** Was second on the team with 94 tackles ... Set a season best with 11 tackles in the season-opener at Kansas St. ... Had an interception against Western Kentucky and Middle Tennessee ... Was a Sun Belt Conference honorable mention ... Started all 12 games in 2008 ... **2007:** Earned honorable mention honors on the Scout.com Freshman All-America team ... Was also an honorable mention all-conference selection ... Won the 2007 Byron Gross Award for the team's most outstanding linebacker ... Led North Texas with five interceptions on the season ... Recorded 38 tackles in seven games despite being inserted into the starting lineup mid-way through the season ... Tallied an interception in his first career start in win over ULM ... Helped force seven turnovers against the Sun Belt's top offensive team in Troy, including his two interceptions ... **2006:** Took a redshirt ... **High School/Personal:** A two-way athlete at Stafford High School, Robertson was named to the first-team defense and second team offense in District 25-3A as a senior ... As a junior, was named second team offense and defense ... Registered 101 tackles, four sacks and three forced fumbles in 2005 ... Earned 11 total letters in four sports, including first-team all-district nods in basketball, baseball and football ... Averaged nearly 22 points per game in basketball and batted .487 with 21 stolen bases for the Spartan baseball team ... Was named to the Academic Honor Roll and was a member of the Student Council ... Son of William and Beverly Robertson ... Born February 11, 1988.

ROBERTSON'S CAREER STATS

Year	G	ST	AT	TT	TFL	Sacks	FR	FF	Int	PBU
2007	12	23	25	48	3.5	0	0	0	5	5
2008	12	43	51	94	7.5	0	0	0	2	2
2009	12	67	40	107	3.0	1.5	1	0	1	3
Career	36	133	116	249	14.0	1.5	1	0	8	10




92 Draylen Ross

Tight End

Sr. ▶ 6-4 ▶ 292
Fort Worth, TX ▶ (Diamond Hill-Jarvis HS)

2009: Making the switch to the offensive side of the ball after playing on the defensive line ... Saw extensive time in the defensive line

rotation ... Had a season-high three tackles twice ... Against Troy Ross had a half a sack ... Finished the season with 18 tackles ... Had one pass broken up against FAU ... Had two tackles against Alabama, MTSU, and FAU ... Had two tackles against Ohio ... **2008:** Played in all 12 games for the Mean Green ... Made his first career start against FAU and started the last three games of the season ... Finished the season with 22 tackles ... Posted a season-best four tackles against Kansas State ... Had two tackles for losses and one sack ... **2007:** Redshirted ... **2006:** Played in all 12 games and earned his first career start at tight end versus Tulsa ... Had one catch for eight yards in his first game ever at North Texas against the defending national champion Texas Longhorns ... Helped block for Evan Robertson's 201 yard rushing performance against Florida Atlantic, the first 200-yard rusher for the Mean Green since 2004 ... **High School/Personal:** A versatile two-way player for Diamond Hill-Jarvis, Ross was a first-team All-District 7-4A tight end as a senior and defensive end as a junior ... Caught ten passes for 117 yards and a touchdown ... Recorded 61 total tackles, six sacks and two forced fumbles ... Threw the discus for the Diamond Hill-Jarvis track team ... Brother, B.J., is a running back at the University of New Hampshire ... Son of Willie Gross and Tracie Ross ... Born March 21, 1988.



77 Esteban Santiago

Offensive Line

Sr. ▶ 6-3 ▶ 285
El Paso, TX ▶ (Coronado HS)


2009: Was named to the second-team all-conference as the anchor of the offensive line ... Started 11 games last season as he helped

pave the way for the emergence of Lance Dunbar at the running back spot ... Was a leader of an offensive line unit that led the Sun Belt Conference and ranked 12th nationally in sacks allowed with just 12 ... Was helped the team lead the league in rushing (185.2 yards per game) and was a key part of an offense that was one of only two in the nation to finish the year in the top 15 in sacks allowed as well as finish in the top 30 in rushing and top 50 in passing ... **2008:** Paved the way for a near 1,000 yard rusher in Cam Montgomery (928 yards) ... Pass protected to help former wide receiver Casey Fitzgerald put up 1,000 yards receiving, six touchdowns and an NCAA leading 9.42 receptions per game ... Started all 12 games ... **2007:** One of only five returning lettermen to start all 12 games in 2007 for the Mean Green ... Allowed only four sacks during the season ... Anchored an offensive line that helped Jamario Thomas tally out a season-high 147 rushing yards and three touchdowns ... **2006:** Was a redshirt ... **High School/Personal:** Selected honorable mention all-state as an offensive lineman by The Associated Press ... Named to the second-team all-area team as a defensive lineman by TexasHSFootball.com ... Was District 1-5A First Team on both sides of the ball, and was named to the El Paso Times' All-City team ... Had 90 tackles and five quarterback sacks as a senior at Coronado ... Son of Jore and Allyson Santiago ... Born Dec. 2, 1987.



PLAYERS

↳ profiles



8 Ira Smith

Defensive Back


Sr. ▶ 5-11 ▶ 183
Long Beach, MS ▶ (Gulf Coast CC)

2009: Started 11 games last season and was the fifth leading tackler with 53 ... Had his only interception of the season against ULM ...

Had six tackles against WKU and half a tackle for a loss in the win ... Piled up 12 tackles against Troy to lead the team ... Of his 12 tackles, eight were solo against the Trojans ... Had six solo tackles against FAU ... Returned three kick-offs against FAU and had a long of 34 yards ... Recorded six tackles against MTSU and had a pass broken up ... Recorded three tackles against Alabama including a forced fumble ... Had four tackles and one pass broken up in the win over Ball State ...
Junior College: In 2008 he recorded 52 tackles, 14 pass break-ups and three interceptions ... Was part of a sophomore class that finished with a 22-2 record, a 2007 NJCAA co-national title, two MACJC state championships and two MACJC South Division crowns ... Ranked a 5.6 out of 6.1 by Rivals.com ... Ran the 40 in 4.4.

SMITH'S CAREER STATS

Year	G	ST	AT	TT	TFL	Sacks	FR	FF	Int	PBU
2009	12	36	17	53	0.5	0	0	1	1	2
Career	12	36	17	53	0.5	0	0	1	1	2



14 Tyler Stradford

Wide Receiver

Jr. ▶ 6-2 ▶ 190
New Orleans, LA ▶ (Oklahoma)

2009: Sat out as part of NCAA transfer rules ... **College:** Signed with Oklahoma and spent

his first season as a redshirt ... **High School/Personal:** Caught 27 passes for 482 yards and six touchdowns during his senior season at O. Perry Walker High School in Louisiana ... Was an all-district and All-West Bank performer his senior season and intercepted five passes while playing cornerback and safety ... As a junior he was an all-area selection and ran back three kickoffs for touchdowns while averaging 41 yards per return ... Caught 17 passes for 315 yards and four touchdowns during his junior season ... Was ranked No. 56 on Rivals.com's list of the top receivers in the Class of 2007 and the 23rd best player overall in the Louisiana Top 40 of 2007 ... Son of Michael Francis and Keilla Stradford ... Born on July 12, 1989.




3 Willie Taylor

Wide Receiver

So. ▶ 5-10 ▶ 175
Dallas, TX ▶ (Hillcrest HS)

2009: Played in five games as a backup wide receiver and special teams player ... Totaled three receptions for seven yards in those

games, including two catches for three yards against Louisiana-Monroe ... **2008:** Was a redshirt ... **High School/Personal:** Was a Top 100 Dallas-area prospect by the Dallas Morning News ... Passed for more than 1,000 yards in both his sophomore and junior season ... Led Hillcrest to the area playoffs as a junior throwing for 1,634 yards and 19 touchdowns ... Also rushed for 739 yards and seven touchdowns in 2006 ... Was a first-team all-district selection as a sophomore and junior ... Named the District 10-4A Newcomer of the Year in 2005 as a sophomore.



7 Derek Thompson

Quarterback

So. ▶ 6-4 ▶ 223
Glen Rose, TX ▶ (Glen Rose HS)

2009: Played in the season finale against Arkansas State and led North Texas on a 68-yard touchdown drive in the final minute of the game ... Threw for 60 yards and one touchdown and was three-for-three passing ... **High School/Personal:** Completed 180-of-302 pass attempts for 2,627 yards and 26 touchdowns and rushed for 629 yards on 98 carries and had 13 touchdowns in 2008 ... Was named the 2008 Offensive Player of the Year in District 7-3A ... Led his team to the quarterfinals of the state playoffs in 2007 and the team finished with a 10-4 record, the best in school history ... Named the District 12-3A MVP in 2007 while completing 183-of-315 pass attempts for 2,646 yards and 24 touchdowns ... Rushed for 443 yards on 91 carries along with seven touchdowns in 2007 ... In 2007 he was an honorable mention selection on the Texas Sports Writers Association Class 3A all-state team ... As a sophomore he threw for 1,900 yards and 15 touchdowns, while rushing for seven touchdowns and 400 yards ... In 2006 he was named the District 12-3A Newcomer of the Year ... As a freshman he threw for over 1,700 yards and 14 touchdowns ... Ran the 40 in 4.7 ... Ranked a 5.3 out of 6.1 by Rivals.com ... Also excelled in basketball, baseball, track and tennis during high school ... Son of Terry and Wendy Thompson ... Born on Sept. 24, 1990.

THOMPSON'S CAREER STATS

Year	G	ATT	Comp	INT	PCT	Yards	TD	LG	EFF
2009	1	3	3	0	100.0	60	1	31	378.00




72 Matt Tomlinson

Offensive Line

Jr. ▶ 6-5 ▶ 297
Klein, TX ▶ (Klein HS)

2009: Played in all 12 games with three starts ... Started two games at left tackle and one game at right tackle ... Helped the offensive

line rank in the top 12 nationally in sacks allowed and ranked fifth in the nation in passes attempted per sacks allowed at 34.4 ... **2008:** Battled injury for most of the season but saw action against Middle Tennessee ... **2007:** Redshirted as a true freshman ... **High School/Personal:** Was named first-team all-district 16-5A in 2006 ... Was a 2006 All-Region II 5A First Team selection ... Was an Area Top-100 prospect by Houston Chronicle ... Was a Team Texas Third Team selection by 5atexasfootball.com ... Named Class 5A Greater Houston Area Second Team by Texasprepxtra.com ... Helped pave the way for Klein running backs to amass over 2,800 yards his senior season, including Horace Gibson's 1,477 yards ... Key member of Klein's 2006 Bi-district qualifying team ... Son of Les and Suzy Tomlinson ... Born Feb. 4, 1989.




98 John Weber

Defensive Line

Sr. ▶ 6-3 ▶ 288
Harvey, LA ▶ (Itawamba CC)

2009: Played in two games and did not record any statistics ... **Junior College:** Finished the 2008 season with 8.5 sacks ... Participated in

the 2007 Louisiana-Texas All-Star Bowl ... Was an all-state defensive end at Helen Cox High School in New Orleans, Louisiana ... Ran the 40 in 4.85 ... Ranked a 5.4 out of 6.1 by Rivals.com ... High School/Personal: Received honors as All-Westbank, all-state, all-metro and honorable mention in the Texas vs. Louisiana Bayou Bowl ... Son of Tava Weber ... Born on July 12, 1989.



6 Nathan Tune

Quarterback


Sr. ▶ 6-4 ▶ 206
Celina, TX ▶ (Celina HS)

2009: Passed for 646 yards last season, passed for five touchdowns, and had a 64.5 completion percentage ... Made his second career

start against Troy and passed for 267 yards ... Completed over 66 percent of his passes against Troy and had two touchdowns ... Threw for 129 yards against FAU and one touchdown ... Tune completed over 76 percent of his passes against FAU (13-17) and led North Texas to 21 straight points ... Completed a 46-yard pass to Michael Outlaw against FAU ... Made his first career-start against Alabama and threw for 126 yards ... Completed 69 percent of his passes against Alabama and had a 34 yard touchdown pass ... Saw extensive action against Ohio and led the Mean Green on the game-tying drive to send the game into overtime ... Passed for a career-best 69 yards and nine completions while hitting on 60 percent of his passes ... **2008:** Completed six of 13 pass attempts for 55 yards ... Played in six games ... **2007:** Earned his first varsity letter, playing as a backup in one game with no statistics ... **2006:** Took a redshirt ... **High School/Personal:** Named Week 16 high school player of the week in 2005 by Dave Campbell's Texas Football ... Named to All-District 13-2A first team in 2005 after leading Celina to state title and perfect 16-0 record ... Named Team Texas second-team quarterback by TexasHSfootball.com ... Leader of Bobcats offense that averaged 46.1 points per game in playoffs in 2005 ... Lettered three years in football, basketball and track ... Son of Steve and Kathy Tune ... Born Jan. 20, 1988.

TUNE'S CAREER STATS

Year	G	Att	Comp	Int	Pct	Yards	TD	LG	Eff.
2008	6	13	6	0	46.2	55	0	16	81.69
2009	7	107	69	2	64.5	646	5	60	126.88
Career	13	120	75	2	62.5	701	5	60	124.24



94 Kyle White

Defensive Line

So. ▶ 6-2 ▶ 309
New Orleans, LA ▶ (McDonogh 35 HS)

2009: Played in three games as a backup defensive tackle ... Totaled three tackles for the season, all of which came against Alabama

where he saw extensive action ... **High School/Personal:** Was named 10-4A all-district first-team as a defensive lineman ... Performed shuttle in 4.94 ... Ran the 40 in 5.2 ... Ranked a 5.1 out of 6.1 by Rivals.com ... Son of Carlita White ... Born on Sept. 9, 1990.



PLAYERS

↳ newcomers



Richard Abbe

Defensive Tackle

Fr. ▶ 6-4 ▶ 300
Lubbock, TX ▶ (Monterey HS)

High School: Helped anchor an offensive line that averaged 203.8 rushing yards per game ... Selected to the District 2-5A First Team ... Named to the 2009 TOC All West Texas Second Team Offense ... Also was named to the Lone Star Varsity All-City Football First Team offense.



Brandin Byrd

Running Back

Fr. ▶ 5-11 ▶ 185
Copperas Cove, TX ▶
(Copperas Cove HS)

High School: Named to the 2009 District 5A-12 Second Team ... Selected to the Killeen Daily Herald's 2009 All Area Second Team offense ... Ran for 980 yards on 125 attempts and 12 TD's as a senior ... Rushed for 1,061 yards on 167 carries and 10 TD's in 2008 ... Totaled 2,379 yards rushing on 353 carries and 27 TD's throughout high school ... Is a two-star athlete according to Rivals.com



Aaron Bellazin

Defensive End

Fr. ▶ 6-2 ▶ 230
Everman, TX ▶ (Everman HS)

High School: Played defensive tackle in high school but will make the transition to defensive end at North Texas ... Chosen to the TOC 2009 Class 4A DFW All-Area Team ... Named 2009 TOC Class 4A All-State Second Team Defense ... Was a unanimous first-team all-84A selection as a junior ... Named to the second-team all 8-4A as a sophomore backup ... Was a three-star athlete according to Rivals.com.



Brelan Chancellor

Wide Receiver

Fr. ▶ 5-9 ▶ 170
Copperas Cove, TX ▶
(Copperas Cove HS)

High School/Personal: A versatile athlete who played running back in high school but was recruited by North Texas to be a slot receiver ... Rushed for 621 yards in 2009 ... In 2008 was named first-team all-district 12-5A ... Scored 12 TD's as a junior and led the team with a 7.6 yards per carry ... Born August 6, 1992 in Fort Hood, Texas ... Is the son of William Chancellor and Tina Broadus ... Has one brother, Micah, and one sister, Mia.



Christopher Bynes

Wide Receiver

Jr. ▶ 6-1 ▶ 210
Lauderdale Lakes, FL ▶
(Coffeyville CC)

Junior College: In 2009, played in 10 games and had 25 receptions for 282 yards ... Rushed for one touchdown on three carries ... Was a two-star athlete out of high school according to Rivals.com



Ryan Downing

Defensive Back

Jr. ▶ 6-1 ▶ 200
El Dorado, KS ▶
(Butler County CC)

Junior College/Personal: Registered 62 tackles in 2009 as a member of the Butler County Grizzlies ... Hauled in three interceptions which he returned 88 total yards ... Made two tackles for loss ... Defended eight passes from his spot at corner ... Was a three-star recruit according to Rivals.com ... Born June 15, 1989 in Atchison, Kan. ... Is the son of Leonard and Rona Downing ... Has two brothers, Kyle and Wes ... Kyle plays football at Emporia State.

PLAYERS

↳ newcomers



Blake Dunham

Linebacker

Fr. ▶ 6-1 ▶ 210
Aryle, TX ▶ (Aryle HS)

High School/Personal: Named to 2009 Denton Record Chronicle All-Area Team ... Named District 9-3A First Team ... Was second on the team in tackles in 2009 with 123 ... Recorded six tackles for loss, five pass break-ups, three forced fumbles, one interception and one blocked kick in his senior season ... Led the team in rushing touchdowns with seven ... In 2008, he recorded 75 tackles, four tackles for loss, four sacks and one interception ... Is the son of George and Kelly Dunham ... Born August 27, 1991 in Dallas, Texas.



Brad Graham

Linebacker

Jr. ▶ 6-1 ▶ 210
Houston, TX ▶ (Navarro CC)

Junior College/Personal: Named the 2009 National Junior College Athletic Association Defensive Player of the Year ... Named a 2009 NJCAA All-American First Team Defense ... In 2009, he recorded 96 tackles (62 solo, 34 assisted), 13 tackles for loss, one sack and three forced fumbles ... He also had four interceptions, including one returned for a touchdown ... Helped his team to an 11-1 record in 2009 and a win in the CHAMPS Heart of Texas Bowl ... His team finished the season ranked No. 3 in the NJCAA poll ... Was a second-team all-conference performer as a freshman, registering 79 tackles and 5.5 sacks ... He started in all 21 games in his career at Navarro ... Was a three-star athlete according to Rivals.com ... Is the son of Thomas and Dorothy Graham ... Has one brother, Patrick Hicks ... Born May 21, 1990 in Bryan, Texas



Steven Ford

Defensive Back

Jr. ▶ 6-0 ▶ 190
Charleston, S.C. ▶ (Fort Scott CC)

Junior College/Personal: Played in 12 games in 2009 ... Collected 49 tackles, 31 of which were solo ... Picked off three passes ... Registered three tackles for loss, resulting in 23 lost yards ... Forced one fumble ... Rated a three-star defensive back by Rivals.com ... Is the son of Mattie Ford ... Born October 3, 1989 in Waltherboro, S.C.



Graylan Hawkins

Tight End

Fr. ▶ 6-4 ▶ 250
Dallas, TX ▶ (Skyline HS)

High School/Personal: Was a first-team all-district 9-5A selection ... Played OL and DL ... Totaled over 40 tackles and six sacks in 2008 ... Is the son of Graylan, Sr. and Michele Hawkins ... Born September 26, 1991 in Dallas, Texas ... Has two sisters, Sharlecia Souells and Tracy Mims.



Frank Gaines

Defensive End

So. ▶ 6-1 ▶ 265
San Diego, CA ▶ (College of San Francisco)

City College of San Francisco: Played at City College of San Francisco out of high school ... Recorded 30 tackles (18 solo), three sacks and seven TFL in his one season at CCSF ... **High School/Personal:** Lettered for coach Chris Hauser at Mission Hills High School in San Marcos, Calif. ... Was named the San Diego County Defensive Player of the Year in 2008 ... Accumulated 55 tackles, 14 sacks, 25 TFL at Mission Hill ... Is the son of Frank Gaines, Sr. ... Has three brothers, Carl Gaines, Mayron Johnson and Brice Smart, and three sisters, Mariah, Ashley and Donnett Gaines ... Born April 9, 1989.



Antonio Johnson

Offensive Line

Fr. ▶ 6-6 ▶ 270
Diboll, TX ▶ (Diboll HS)

High School/Personal: Blocked for a running game that totaled 2,270 yards on the year and 26 touchdowns, which included a 1,200 yard rusher ... Recorded 20 tackles, 18 of which were solo ... Lettered in football and basketball his senior year ... Is the son of Sheila Johnson ... Born June 22, 1992 in Lufkin, Texas.



PLAYERS

↳ newcomers



Forlando Johnson

Linebacker

Jr. ▶ 5-11 ▶ 205
El Dorado, KS ▶ (Butler CC)

Junior College: Was a first-team all-conference selection in the Jayhawk Community College Conference ... Played in eight games in 2009, totaling 57 tackles, five of which were for losses ... Also had one sacks, four pass breakups and a fumble recovery ... In 2009 Butler's defense was ranked eighth in the nation in total defense in the NJCAA ... Played for a Butler team that went 19-4 during his two seasons, including a number one ranking in 2008 ... Was a three-star athlete according to Rivals.com



Zach Olen

Kicker

Fr. ▶ 5-9 ▶ 210
Richardson, TX ▶ (Berkner HS)

High School: Kicker and Punter in high school ... Registered 34 punts for an average of 38.88 yards per punt with 9 downed inside the 20 and a long of 52 yards ... Made 10 of 15 field goals with a long of 47 yards ... Collected 33 touchbacks on only 56 kickoffs.



D'Leon McCord

Defensive Back

Jr. ▶ 6-1 ▶ 185
Kansas City, KS ▶ (Butler CC)

Junior College/Personal: Was a third-team all-conference selection with 30 tackles in nine games last season ... In 2009 Butler's defense was ranked eighth in the nation in total defense in the NJCAA ... Is the son of Miguel Powell and Allona Harrison ... Born November 19, 1989 in Kansas City, Kan. ... Has one brother, Aalim Lankford and one sister, Kimora Powell.



Zachery Orr

Linebacker

Fr. ▶ 6-0 ▶ 240
DeSoto, TX ▶ (DeSoto HS)

High School: Was a 2009 Pre-Season Second Team Defense selection ... As a junior he made 157 tackles, 24 of which were for losses, 11 sacks, one interception and three fumble recoveries ... Selected Class 5A All-State and all-district 11-5A his junior season ... Was a three-star athlete according to Rivals.com.



Jamize Olawale

Tight End

Jr. ▶ 6-2 ▶ 237
Long Beach, CA ▶ (El Camino JC)

Junior College/Personal: Played in seven games in 2009 accumulating 276 yards on 11 receptions and three touchdowns ... In 2008 he played four games and caught four passes for 59 yards ... Is the son of Benjamin Olawale ... Born April 17, 1989 in San Francisco, Calif. ... Has one brother, Millicent, and one sister,



Derek Teegarden

Quarterback

Fr. ▶ 6-0 ▶ 170
Odessa, TX ▶ (Odessa HS)

High School: Was the 2009 2-5A Offensive Player of the Year ... Completed 155-of-224 passes for 1,911 yards, 18 TD's and four interceptions in 2009 ... Also rushed for 833 yards on 109 carries and nine TD's ... In 2008 was named first-team all-district and all-state honorable mention after completing 151-of-233 passes for 2,224 yards, 24 TD's and 10 interceptions ... Also rushed for 743 yards on 114 carries and 10 TD's his junior season ... Selected second-team all-district his sophomore season while throwing nine touchdowns and running for four more.



Will Wright

Defensive Back

Fr. ▶ 6-2 ▶ 200
Garland, TX ▶ (South Garland HS)

High School: Starred in a defense that allowed only 264.9 yards per game in 2009, which ranked among the best in the area ... Named to District 10-5A First Team ... Hauled in nine interceptions, and made 75 tackles from his sport at corner.



Mason Y'Barbo

Offensive Line

Fr. ▶ 6-2 ▶ 290
Sulphur Springs, TX ▶ (Sulphur
Springs HS)

High School/Personal: Helped pave the way for an offense that racked up 2,278 rushing yards, averaging 5.8 yards per carry and 30 touchdowns ... 2009 offense averaged almost 30 points per game and scored 384 on the year ... Was a reason the offense averaged 406 yards per game ... Is the son of Hank and Mitzi Y'Barbo ... Born September 22, 1991 in Dallas, Texas ... Has one brother, Matthew.



OPPONENTS

↳ 2010 opponents

Game 1

September 4, 2010

North Texas at Clemson
Clemson, South Carolina

► The Series

Series Record: First Meeting

Game 2

September 11, 2010

Rice at North Texas
Denton, Texas

► The Series

Series Record: Series tied 1-1

At Rice: Series tied 1-1

At Denton: No Games Played

First Game: November 19, 1988

Last Game: September 27, 2008

Year	Winner	Score
2008	Rice	77-20
1988	North Texas	33-17

Game 3

September 18, 2010

North Texas at Army
West Point, New York

► The Series

Series Record: Army leads, 3-0

At West Point: Army leads, 1-0

At Denton: Army leads, 1-0

Neutral: Army leads, 1-0*

First game: September 28, 1996

Last game: November 21, 2009

Year	Winner	Score
2009	Army	17-13
1997	Army	25-14
1996	Army*	27-10

North Texas Home Games in **Bold**

* Game played at Texas Stadium

Game 4

September 25, 2010

North Texas at Florida Atlantic
Boca Raton, Florida

► The Series

Series Record: FAU leads, 6-0

At Boca Raton: FAU leads, 2-0

At Denton: FAU leads, 4-0

First game: September 11, 2004

Last game: October 17, 2009

Year	Winner	Score
2009	FAU	44-40
2008	FAU	46-13
2007	FAU	30-20
2006	FAU	17-16
2005	FAU	26-23
2004	FAU	20-13

North Texas Home Games in **Bold**

Game 5

October 2, 2010

Louisiana-Lafayette at North Texas
Denton, Texas

► The Series

Series Record: North Texas leads, 8-6

At Lafayette: North Texas leads, 4-3

At Denton: North Texas leads, 4-3

First game: September 20, 1969

Last game: October 10, 2009

Year	Winner	Score
2009	UL Lafayette	38-34
2008	UL Lafayette	59-30
2007	UL Lafayette	38-29
2006	North Texas	16-7
2005	UL Lafayette	31-28
2004	North Texas	27-17
2003	North Texas	44-23
2002	North Texas	27-0
2001	North Texas	42-17
2000	North Texas	13-0
1982	UL Lafayette	31-14
1981	UL Lafayette	34-11
1980	North Texas	22-20
1969	North Texas	40-6

North Texas home games in **Bold**

Game 6

October 9, 2010

Arkansas State at North Texas
Denton, Texas

► The Series

Series Record: ASU leads, 11-8

At Jonesboro: ASU leads, 7-3

At Denton: North Texas leads, 5-4

First game: October 8, 1983

Last game: November 28, 2009

Year	Winner	Score
2009	Arkansas State	30-26
2008	Arkansas State	33-28
2007	Arkansas State	31-27
2006	Arkansas State	29-10
2005	Arkansas State	31-24
2004	North Texas	31-7
2003	North Texas	58-14
2002	North Texas	13-10
2001	North Texas	45-0
2000	Arkansas State	53-28
1999	Arkansas State	14-10
1990	North Texas	35-26
1989	North Texas	20-17
1988	North Texas	49-21
1987	Arkansas State	27-20
1986	Arkansas State	43-21
1985	Arkansas State	56-0
1984	Arkansas State	14-9
1983	North Texas	17-0

North Texas home games in **Bold**

Game 7

October 16, 2010

FIU at North Texas
Denton, Texas

► The Series

Series Record: FIU leads 3-2

At Miami: FIU leads 2-1

At Denton: Tie, 1-1

First game: October 15, 2005

Last game: November 14, 2009

Year	Winner	Score
2009	FIU	35-28
2008	FIU	42-10
2007	FIU	38-19
2006	North Texas	25-22(7OT)
2005	North Texas	13-10

North Texas Home Games in **Bold**

OPPONENTS

↳ 2010 opponents



Game 8

October 30, 2010

North Texas at WKU
Bowling Green, Kentucky

► The Series

Series Record: North Texas leads, 3-0
At Bowling Green: North Texas leads, 1-0
At Denton: North Texas leads, 2-0
First game: November 24, 2007
Last game: October 31, 2009

Year	Winner	Score
2009	North Texas	68-49
2008	North Texas	51-40
2007	North Texas	27-26

North Texas home games in **Bold**

Game 9

November 6, 2010

Troy at North Texas
Denton, Texas

► The Series

Series Record: Troy leads, 6-1
At Troy: Troy leads, 4-0
At Denton: Troy leads, 2-1
First game: November 17, 2001
Last game: October 24, 2009

Year	Winner	Score
2009	Troy	50-26
2008	Troy	45-17
2007	Troy	45-7
2006	Troy	14-6
2005	Troy	13-10
2003	North Texas	21-0
2001	Troy	18-16

North Texas home games in **Bold**

Game 10

November 13, 2010

North Texas at Middle Tennessee
Murfreesboro, Tennessee

► The Series

Series Record: North Texas leads, 5-4
At Murfreesboro: North Texas leads, 3-1
At Denton: Middle Tennessee leads, 3-2
First game: October 13, 2001
Last game: September 26, 2009

Year	Winner	Score
2009	MT	37-21
2008	MT	52-13
2007	MT	48-28
2006	MT	35-0
2005	North Texas	14-7
2004	North Texas	30-21
2003	North Texas	33-28
2002	North Texas	30-20
2001	North Texas	24-21

North Texas home games in **Bold**

Game 11

November 20, 2010

North Texas at ULM
Monroe, Louisiana

► The Series

Series Record: ULM leads, 14-12
At ULM: ULM leads, 9-4
At Denton: North Texas leads, 8-5
First game: November 11, 1978
Last game: November 7, 2009

Year	Winner	Score
2009	ULM	33-6
2008	ULM	35-23
2007	North Texas	31-21
2006	ULM	23-3
2005	ULM	24-19
2004	North Texas	45-30
2003	North Texas	28-26
2002	North Texas	41-2
2001	ULM	19-17
1994	ULM	38-20
1993	ULM	61-31
1992	ULM	47-25
1991	ULM	44-21
1990	ULM	16-15
1989	North Texas	28-25
1988	North Texas	26-23
1987	ULM*	30-9
1987	ULM	24-23
1986	North Texas	28-20
1985	ULM	18-17
1984	North Texas	10-3

ULM Series Continued

1983	North Texas	27-7
1982	ULM	38-15
1981	North Texas	17-14
1980	North Texas	26-18
1978	North Texas	28-6

*-NCAA Div. IAA playoff game
North Texas home games in **Bold**

Game 12

November 27, 2010

Kansas State at North Texas
Denton, Texas

► The Series

Series Record: Kansas State leads, 4-1
At Manhattan: Kansas State leads, 4-1
At Denton: None
First game: September 28, 1985
Last game: August 30, 2008

Year	Winner	Score
2008	Kansas State	45-6
2005	Kansas State	54-7
2000	Kansas State	55-10
1989	Kansas State	20-17
1988	North Texas	22-10



OPPONENTS

↳ all-time results

OPPONENT	W	L	T	LAST MEETING	SCORE
Abilene Christian	15	8	1	1994	48-0
Air Force	0	1	0	2003	21-34
Akron	0	2	0	2006	13-33
Alabama	0	3	0	2009	7-53
Ala.-Birmingham	0	1	0	1995	14-19
Alcorn State	1	0	0	1990	20-7
Angelo State	1	0	0	1984	7-3
Arizona	0	1	0	2002	9-14
Arizona State	1	4	0	1998	15-34
Arkansas	0	9	0	2007	7-66
Ark.-Monticello	2	0	0	1941	60-0
Arkansas State	8	11	0	2009	26-30
Army	0	3	0	2009	13-17
Auburn	0	1	0	1981	0-20
Austin College	10	5	1	1946	14-0
Ball State	1	0	0	2009	20-10
Baylor	1	11	0	2004	14-37
Boise State	3	3	0	2000	0-59
Bowling Green	0	1	0	1964	7-21
Brigham Young	2	3	0	1980	23-41
Burleson College	4	2	0	1922	13-9
Cal Poly-Pomona	2	0	0	1976	21-10
Cincinnati	9	7	1	2002	24-19
Clemson	0	0	0	-	-
Colorado	0	1	0	2004	21-52
Colorado State	2	1	0	2001	20-45
Dallas University	3	2	0	1919	87-6
Daniel Baker Col.	3	0	0	1931	32-13
Dayton	0	1	0	1952	14-20
Decatur Baptist	11	0	0	1929	97-0
Drake	10	4	1	1976	63-0
East Carolina	0	1	0	1979	16-49
East Texas State	19	6	1	1951	48-7
E. Washington	1	0	1	1988	51-0
Emporia State	1	0	1	1955	62-0
Florida	1	0	0	1947	20-12
Florida Atlantic	0	6	0	2009	40-44
Florida International	2	3	0	2009	28-35
Florida State	0	2	0	1977	14-35
Fresno State	2	0	0	1951	62-0
Hardin-Simmons	11	8	1	1963	18-12
Houston	7	5	0	1998	9-31
Howard Payne	2	1	0	1949	34-14
Idaho State	1	0	0	1995	41-38
Idaho	5	4	0	2004	51-29
Illinois State	1	0	0	1996	20-14
Kansas	0	3	0	1998	13-24
Kansas State	1	4	0	2008	6-45
Kentucky	0	3	0	1984	7-31
Lamar	4	2	0	1986	33-13
Long Beach State	0	2	1	1974	19-35
LSU	0	4	0	2008	3-41
UL Lafayette	8	6	0	2009	34-38
Louisiana Monroe	13	13	0	2009	6-33
Louisiana Tech	5	6	0	2006	31-34

OPPONENT	W	L	T	LAST MEETING	SCORE
Louisville	10	7	0	1995	14-57
Marshall	0	1	0	1988	0-7
McMurray	4	2	2	1957	14-7
McNeese State	6	5	1	1994	38-17
Memphis State	4	15	0	1980	29-10
Meridian	2	1	0	1920	41-0
Miami	0	1	0	1980	8-26
Midwestern	7	1	1	1956	14-7
Missouri	0	1	0	1995	7-28
Montana	0	1	0	1994	17-21
Murray State	1	0	0	1989	28-14
Middle Tenn.	5	4	0	2009	21-37
Mississippi	0	4	0	1956	0-45
Mississippi State	2	6	0	1978	5-17
Nicholls State	5	0	0	2002	23-0
Navy	0	1	0	2007	62-74
Nebraska	0	1	0	1993	14-76
Nevada	2	9	0	1999	28-41
New Mexico	1	1	0	1983	18-8
New Mexico St.	22	9	2	2004	36-26
North Dakota	1	0	0	1952	55-0
Northwestern St	4	6	0	1994	28-25
N. Illinois	1	0	0	1996	24-21
N. Michigan	1	0	0	1968	17-3
Ohio	0	1	0	2009	30-31
Oklahoma	0	7	0	2007	10-79
Oklahoma Baptist	1	0	0	1920	29-0
Oklahoma City	1	1	0	1949	26-7
Oklahoma State	1	10	0	1994	34-36
Oregon State	1	1	0	1997	7-33
Pacific	1	1	0	1951	0-34
Parsons College	1	0	0	1965	26-7
Pittsburg State	1	0	0	1938	28-0
Rice	1	1	0	2008	20-77
Richmond	2	6	0	1982	22-13
Sam Houston	18	11	1	1994	21-16
Samford	1	0	0	2000	14-6
San Diego State	1	6	0	1975	12-30
San Jose State	1	2	1	1981	16-28
SE Oklahoma	4	1	1	1920	47-0
Southern Illinois	4	0	0	1967	37-0
Southern Mississippi	3	4	0	2004	10-31
SMU	4	28	1	2007	31-45
SW Missouri State	2	1	1	1994	26-20
SW Texas State	28	6	3	1994	27-14
SW Oklahoma	1	0	0	1950	76-6
South Florida	0	2	0	2002	17-24
Southwestern	5	2	2	1938	27-6
Stephen F. Austin	23	3	3	1994	33-33
Sul Ross	1	0	0	1951	62-6
Tampa	1	2	0	1970	7-18
Tarleton State	1	2	0	1921	0-13
Tennessee	1	0	0	1975	21-14
Ten.-Chattanooga	5	3	0	1966	42-7
Terrell Academy	0	1	0	1914	0-6

OPPONENTS

↳ all-time results



OPPONENT	W	L	T	LAST MEETING	SCORE
Texas	0	9	0	2006	7-56
Texas A&M	0	7	0	1998	9-28
TCU	2	16	0	2002	10-16
Texas Tech	4	4	0	2001	14-42
Texas-Arlington	11	4	1	1985	23-20
Texas-El Paso	13	5	3	1980	35-15
Thorp Springs	1	0	0	1916	48-0
Trinity	16	9	2	1957	13-26
Troy	1	6	0	2009	26-50
Tulsa	6	16	0	2008	26-56
UNLV	0	4	0	2000	0-38
Utah State	3	4	0	2004	31-23
Vanderbilt	0	2	0	1997	12-29
Weber State	1	1	0	1971	0-20
Wesley College	1	0	0	1921	33-6
Western Kentucky	3	0	0	2009	68-49
West Texas State	17	6	0	1983	32-3
Wichita State	11	5	1	1974	10-10
Youngstown	2	0	0	1957	68-13

Homecoming Results (39-20-1)

1946	NT 47, East Texas St. 7
1947	NT 33, Houston 0
1948	NT 27, East Texas St. 7
1949	NT 28, Houston 23
1950	NT 34, Nevada 21
1951	NT 61, Midwestern St. 0
1952	NT 34, Texas Tech 19
1953	NT 38, West Texas St. 6
1954	UTEP 6, NT 0
1955	UT-Chattanooga 14, NT 6
1956	NT 7, Trinity 7
1957	NT 12, UT-Chattanooga 0
1958	NT 8, Tulsa 7
1959	NT 12, Wichita State 0
1960	NT 26, Hardin-Simmons 19
1961	NT 23, Tulsa 12
1962	NT 14, Cincinnati 8
1963	NT 7, Wichita State 3
1964	Cincinnati 27, UNT 6
1965	NT 24, Wichita State 21
1966	NT 35, Cincinnati 13
1967	NT 20, Wichita State 14
1968	NT 55, Cincinnati 34
1969	NT 27, Wichita State 0
1970	Cincinnati 30, UNT 10
1971	NT 21, Drake 12
1972	New Mexico St. 36, NT 22
1973	NT 31, Wichita State 21
1974	NT 24, New Mexico St. 19
1975	NT 27, Cal Poly Pomona 17
1976	Florida State 21, NT 20
1977	NT 45, New Mexico St. 17
1978	NT 25, S. Mississippi 12
1979	NT 28, West Texas St. 14
1980	NT 26, NE Louisiana 18
1981	NT 38, New Mexico St. 16
1982	New Mexico 20, NT 17
1983	NT 10, Lamar 0
1984	NT 10, Northeast Louisiana 3
1985	Louisiana Tech 33, UNT 8
1986	Arkansas State 43, UNT 21
1987	NT 41, Sam Houston 24
1988	NT 37, McNeese St. 0
1989	S.F. Austin 35, NT 16
1990	McNeese State 16, NT 14
1991	NT 18, S.F. Austin 14
1992	NT 37, Notherwestern State 34
1993	NT 35, Southwest Texas 28
1994	NT 38, McNeese St. 17
1995	Alabama-Birmingham 19, NT 14
1996	Nevada 40, NT 13
1997	Boise State 17, NT 14
1998	NT 27, Nevada 21
1999	Arkansas State 14, NT 10
2000	Utah State 17, NT 12
2001	NT 24, Middle Tennessee 21
2002	NT 41, UL Monroe 2
2003	NT 37, Utah State 27
2004	NT 36, New Mexico St. 26
2005	Louisiana Monroe 24, NT 19
2006	NT 25, FIU 22
2007	Middle Tennessee 38, NT 28
2008	Troy 45, NT 17
2009	Florida Atlantic 44, NT 40

Mean Green vs. FBS Conferences

Conference	Record	Last Played	Last Opponent
Atlantic Coast	0-2	1977	Florida State
Big East	0-1	1980	Miami (FL)
Big 12	7-55	2008	Kansas State
Conference USA	33-45-1	2008	Rice
Independent	1-2	2009	Army
Mid-American	2-4	2009	Ohio
Mountain West	6-15	2003	Air Force
Pac-10	2-4	1997	Oregon State
Southeastern	3-32	2009	Alabama
Sun Belt	31-32	2009	Arkansas St.
Western Athletic	34-75-2	2006	Louisiana Tech

Wins in bold



IN REVIEW

↳ results and statistics

↳ Mean Green 2009 Results

Date	Opponent	Results	Atten.
Sept. 3	at Ball State	W, 20-10	16,054
Sept. 12	Ohio	L, 31-30, 2OT	16,674
Sept. 19	at Alabama	L, 53-7	92,012
Sept. 26	Middle Tennessee*	L, 37-21	22,346
Oct. 10	at Louisiana-Lafayette*	L, 34-38	12,141
Oct. 17	Florida Atlantic*	L, 40-44	23,319
Oct. 24	at Troy*	L, 26-50	20,032
Oct. 31	Western Kentucky*	W, 68-49	11,214
Nov. 7	ULM*	L, 33-6	12,167
Nov. 14	at FIU*	L, 35-28	11,128
Nov. 21	Army	L, 17-13	23,647
Nov. 28	at Arkansas State*	L, 30-26	8,754

*Sun Belt Conference Game

↳ Win-Loss Breakdown

All Games	2	10	167
Home	1	5	167
Away	1	5	167
Sun Belt Games	1	7	125
Home	1	3	250
Away	0	4	000

↳ North Texas Record When...

Leading at the half	1	5	167
Trailing at the half	1	4	200
Tied at the half	0	1	000
Leading after three quarters	1	3	250
Trailing after three quarters	0	7	000
Tied after three quarters	1	0	1.000
Scoring first	2	6	250
Opponent scores first	0	4	000
Running more plays than opponent	2	4	333
Opponent runs more plays	0	6	000
Committing more turnovers	0	7	000
Committing less turnovers	1	3	200
Turnovers are even	1	0	1.000
Committing at least two turnovers	1	7	125
Winning time of possession	2	4	333
Opponent wins time of possession	0	6	000
Running 70 or more off. plays	2	5	286
Running less than 70 off. plays	0	5	000
Rushing for 150 yards or more	2	5	286
Rushing for less than 150 yards	0	5	000
Passing for 200 yards or more	2	6	250
Passing for less than 200 yards	0	4	000
Passing % is over 55%	2	9	182
Passing % is less than 55%	0	1	000
Third down conv. is over 40%	2	6	250
Third down conv. is less than 40%	0	4	000
Gaining more total yards than opp	2	5	286
Gaining less total yards than opp	0	5	000
Playing at home	1	5	167
Playing on the road	1	5	167
Playing on natural grass	0	1	000
Playing on artificial surface	2	9	182

↳ Team Statistics

	NT	OPP
SCORING	319	427
Points Per Game	26.6	35.6
FIRST DOWNS	249	249
Rushing	104	122
Passing	125	109
Penalty	20	18
RUSHING YARDAGE	2,223	2,347
Yards gained rushing	2,470	2,643
Yards lost rushing	247	296
Rushing Attempts	420	484
Average Per Rush	5.3	4.8
Average Per Game	185.2	195.6
TDs Rushing	27	34
PASSING YARDAGE	2,681	2,601
Att-Comp-Int	413-277-17	359-204-7
Average Per Pass	6.5	7.2
Average Per Catch	9.7	12.8
Average Per Game	223.4	216.8
TDs Passing	15	16
TOTAL OFFENSE	4,904	4,948
Total Plays	833	843
Average Per Play	5.9	5.9
Average Per Game	408.7	412.3
KICK RETURNS: #-Yards	62-1,382	53-1,149
PUNT RETURNS: #-Yards	11-65	26-296
INT RETURNS: #-Yards	7-92	17-309
KICK RETURN AVERAGE	22.3	21.7
PUNT RETURN AVERAGE	5.9	11.4
INT RETURN AVERAGE	13.1	18.2
FUMBLES-LOST	24-16	13-6
PENALTIES-Yards	80-695	80-752
Average Per Game	57.9	62.7
PUNTS-Yards	57-2,129	57-2,416
Average Per Punt	37.4	42.4
Net punt average	31.1	39.5
TIME OF POSSESSION/Game	30:46	29:13
3RD-DOWN Conversions	69-164	62-164
3rd-Down Pct	42%	38%
4TH-DOWN Conversions	4-13	11-21
4th-Down Pct	31%	52%
SACKS BY-Yards	13-81	12-93
MISC YARDS	0	23
TOUCHDOWNS SCORED	42	54
FIELD GOALS-ATTEMPTS	10-15	17-19
ON-SIDE KICKS	0-0	0-0
RED-ZONE SCORES	37-46 80%	45-51 88%
RED-ZONE TOUCHDOWNS	28-46 61%	36-51 71%
PAT-ATTEMPTS	35-41 85%	48-53 91%
ATTENDANCE	109,367	160,121
Games/Avg Per Game	6/18,228	6/26,687
Neutral Site Games		0/0

↳ Score By Quarters

	1st	2nd	3rd	4th	OT	Total
North Texas	71	79	89	70	10	319
Opponents	96	150	91	79	11	427



↳ Rushing	GP	Att	Gain	Loss	Net	Avg	TD	Long	Avg/
Dunbar, Lance	12	200	1433	55	1378	6.9	17	71	114.9
Dodge, Riley	10	104	564	101	463	4.5	5	38	46.3
Montgomery, C	10	66	298	33	265	4.0	2	25	26.5
Hamilton, James	9	11	51	4	47	4.3	1	18	5.2
Mathis, Jeremi	12	11	40	1	39	3.5	0	12	3.2
Dickerson, Kevin	9	0	25	0	25	0.0	1	0	2.8
Tune, Nathan	7	14	41	19	22	1.6	0	10	3.1
Mosely, Micah	11	3	6	0	6	2.0	0	4	0.5
Carey, Darius	12	2	4	0	4	2.0	1	3	0.3
Jackson, Jamaal	12	2	8	9	-1	-0.5	0	8	-0.1
Baine, Chase	1	1	0	1	-1	-1.0	0	0	-1.0
TEAM	6	6	0	24	-24	-4.0	0	0	-4.0
Total.....	12	420	2470	247	2223	5.3	27	71	185.2
Opponents.....	12	484	2643	296	2347	4.8	34	61	195.6

↳ Passing	G	Effic	Att	Cmp	Int	Pct	Yds	TD	Lng	Avg/G
Dodge, Riley	10	122.31	303	205	15	67.7	1975	9	69	197.5
Tune, Nathan	7	126.88	107	69	2	64.5	646	5	60	92.3
Thompson, Derek	1	378.00	3	3	0	100.0	60	1	31	60.0
Total.....	12	125.35	417	277	17	67.1	2681	15	69	223.4
Opponents.....	12	128.49	359	204	7	56.8	2601	16	58	216.8

↳ Receiving	G	No.	Yds	Avg	TD	Long	Avg/G
Jackson, Jamaal	12	71	701	9.9	6	69	58.4
Carey, Darius	12	57	509	8.9	4	23	42.4
Outlaw, Michael	12	41	472	11.5	2	46	39.4
Dunbar, Lance	12	28	300	10.7	2	60	25.0
Lott, Alex	12	22	163	7.4	1	27	13.6
Lewis, B.J.	11	21	265	12.6	0	34	24.1
Montgomery, C.	10	11	87	7.9	0	19	8.7
Rucker, Forrest	7	7	72	10.3	0	21	10.3
Dickerson, Kevin	9	6	55	9.2	0	18	6.1
Roberson, Sam	5	3	39	13.0	0	26	7.8
Taylor, Willie	5	3	7	2.3	0	4	1.4
Seidle, Bryant	11	2	14	7.0	0	8	1.3
Hamilton, James	9	2	12	6.0	0	6	1.3
Brainard, Chris	3	1	6	6.0	0	6	2.0
Mosley, Micah	11	1	-4	-4.0	0	0	-0.4
Dodge, Riley	10	1	-18	-18.0	0	0	-1.8
Total.....	12	277	2681	9.7	15	69	223.4
Opponents.....	12	204	2601	12.8	16	58	216.8



IN REVIEW

↳ individual statistics

↳ Total Offense	G	Plays	Rush	Pass	Total	Avg/G
Dodge, Riley	10	407	463	1975	2438	243.8
Dunbar, Lance	12	200	1378	0	1378	114.8
Tune, Nathan	7	121	22	646	668	95.4
Montgomery, C	10	66	265	0	265	26.5
Thompson, Derek	1	3	0	60	60	60.0
Hamilton, James	9	11	47	0	47	5.2
Mathis, Jeremi	12	11	39	0	39	3.2
Dickerson, Kevin	9	0	25	0	25	2.8
Mosley, Micah	11	3	6	0	6	0.5
Carey, Darius	12	2	4	0	4	0.3
Baine, Chase	1	1	-1	0	-1	-1.0
Jackson, Jamaal	12	2	-1	0	-1	-0.1
TEAM	6	6	-24	0	-24	-4.0
Total.....	12	833	2223	2681	4904	408.7
Opponents.....	12	843	2347	2601	4948	412.3

↳ Kick Returns	No.	Yds	Avg	TD	Long
Jackson, Jamaal	17	463	27.2	0	53
Hill, Royce	15	395	26.3	0	73
Smith, Ira	10	197	19.7	0	34
Carey, Darius	7	114	16.3	0	27
Dunbar, Lance	4	57	14.2	0	18
Hamilton, James	3	63	21.0	0	23
Cook, DaWaylon	2	47	23.5	0	25
Seidle, Bryant	2	29	14.5	0	13
White, Kyle	1	10	10.0	0	10
Mosley, Micah	1	7	7.0	0	7
Total.....	62	1382	22.3	0	73
Opponents.....	53	1149	21.7	0	81

↳ Interceptions	No.	Yds	Avg	TD	Long
Hill, Royce	3	58	19.3	0	57
Robertson, Craig	1	14	14.0	0	14
Phillips, Jeremy	1	13	13.0	0	13
Shorter, John	1	7	7.0	0	7
Smith, Ira	1	0	0.0	0	0
Total.....	7	92	13.1	0	57
Opponents.....	17	309	18.2	3	70

↳ Punt Returns	No.	Yds	Avg	TD	Long
Carey, Darius	7	43	6.1	0	29
Hill, Royce	3	19	6.3	0	9
Jackson, Jamaal	1	3	3.0	0	3
Total.....	11	65	5.9	0	29
Opponents.....	26	296	11.4	1	36

↳ Fumble Returns	No.	Yds	Avg	TD	Long
Cook, DaWaylon	2	31	15.5	0	16
Total.....	2	31	15.5	0	16
Opponents.....	1	10	10.0	0	10

IN REVIEW

↳ individual statistics



↳ Field Goals	FGM-FGA	Pct	01-19	20-29	30-39	40-49	50-99	Lg	Blkd
Knott, Jeremy	10-15	66.7	2-2	4-4	3-6	1-3	0-0	41	3

↳ Punting	No.	Yds	Avg	Long	TB	FC	I20	Blkd
Atterberry, Will	55	2143	39.0	59	3	8	22	0
TEAM	2	-14	-7.0	0	0	0	0	2
Total.....	57	2129	37.4	59	3	8	22	2
Opponents.....	57	2416	42.4	63	5	19	15	1

----- PATs -----									
↳ Scoring	TD	FGs	Kick	Rush	Rcv	Pass	DXP	Saf	Points
Dunbar, Lance	19	--	--	--	--	--	--	--	114
Knott, Jeremy	0	10-15	35-40	--	--	--	--	--	65
Jackson, Jamaal	6	--	--	--	--	--	--	--	36
Carey, Darius	5	--	--	--	--	--	--	--	30
Dodge, Riley	5	--	--	--	--	--	--	--	30
Outlaw, Michael	2	--	--	--	--	--	--	--	12
Montgomery, Cam	2	--	--	--	--	--	--	--	12
Lott, Alex	1	--	--	--	--	--	--	--	6
Hamilton, James	1	--	--	--	--	--	--	--	6
Dickerson, Kevin	1	--	--	--	--	--	--	--	6
Gilmore, E.	--	--	--	--	--	--	--	1	2
Deans, Trent	--	--	0-1	--	--	--	--	--	0
Tune, Nathan	--	--	--	0-1	--	--	--	--	0
Total.....	42	10-15	35-41	0-1	--	--	--	1	319
Opponents.....	54	17-19	48-53	--	1	1-1	--	1	427

↳ All Purpose	G	Rush	Rec	PR	KOR	IR	Tot	Avg/G
Dunbar, Lance	12	1378	300	0	57	0	1735	144.6
Jackson, Jamaal	12	-1	701	3	463	0	1166	97.2
Carey, Darius	12	4	509	43	114	0	670	55.8
Outlaw, Michael	12	0	473	0	0	0	473	39.4
Hill, Royce	12	0	0	19	395	58	472	39.3
Dodge, Riley	10	463	-18	0	0	0	445	44.5
Montgomery, C	10	265	87	0	0	0	352	35.2
Lewis, B.J.	11	0	265	0	0	0	265	24.1
Smith, Ira	12	0	0	0	197	0	197	16.4
Lott, Alex	12	0	163	0	0	0	163	13.6
Hamilton, J.	9	47	12	0	63	0	122	13.6
Dickerson, K.	9	25	55	0	0	0	80	8.9
Rucker, Forrest	7	0	72	0	0	0	72	10.3
Cook, DaWaylon	12	0	0	0	47	0	47	3.9
Seidle, Bryant	11	14	0	0	29	0	43	3.9
Robertson, Sam	5	0	39	0	0	0	39	7.8
Mathis, Jeremi	12	39	0	0	0	0	39	3.2
Tune, Nathan	7	22	0	0	0	0	22	3.1
Robertson, Craig	12	0	0	0	0	14	14	1.2
Phillips, Jeremy	11	0	0	0	0	13	13	1.2
White, Kyle	4	0	0	0	10	0	10	2.5
Mosley, Micah	11	6	-4	0	7	0	9	0.8
Taylor, Willie	5	0	7	0	0	0	7	0.6
Shorter, John	11	0	0	0	0	7	7	1.4
Brainard, Chris	3	0	6	0	0	0	6	2.0
Baine, Chase	1	-1	0	0	0	0	-1	-10.0
TEAM	6	-24	0	0	0	0	-24	-24.0
Total.....	12	2223	2681	65	1382	92	6443	536.9
Opponents.....	12	2347	2601	296	1149	309	6702	558.5



IN REVIEW

↳ final defensive statistics

↳	Defensive Leaders	GP	-----Tackles-----			TFL/Yds	-Sacks-		---Pass Def---		--Fumbles--		Blkd	
			Solo	Ast	Total		No-Yds	Int-Yds	BrUp	QBH	Rcv-Yds	FF	Kick	Saf
42	Robertson, Craig	12	67	40	107	3.0-6	1.5-2	1-14	3	1	2-0			
10	Cook, DaWaylon	12	69	16	85	1.0-2			3		2-31			
22	Adams, Adryan	12	43	14	57	3.0-7			6				1	
44	Nwigwe, Tobe	6	46	11	57	6.0-13						1		
25	Smith, Ira	12	36	17	53	0.5-0		1-0	2			1		
31	Penson, A.J.	12	19	32	51	3.0-11			1					
47	Akpunku, Brandon	12	37	10	47	11.5-54	6.0-34				1-0	1		
21	Hill, Royce	12	37	10	47	1.5-4		3-58	2		1-0			
37	Hill, Kylie	9	29	14	43	1.0-1			3					
94	Gilmore, Eddrick	12	21	18	39	10.0-37	2.5-19		3	2	1-0		1	1
45	Phillips, Jeremy	11	22	15	37	2.5-8		1-13	1			1		
99	Atkinson, Shavod	12	20	13	33	3.5-15	2.0-14				2-0			
48	Obi, K.C.	12	17	9	26	4.0-13						1		
23	Williams, Darien	10	13	7	20				2					
92	Ross, Draylen	11	6	12	18	0.5-3	0.5-3		1					
96	Cantly, Tevvin	12	5	12	17		0.5-0							
91	Jackson, Kelvin	11	10	6	16	1.0-2			1				1	
18	Shorter, John	11	12	0	12	3.0-12		1-7				1		
52	Owusu-Hemeng, S	10	7	3	10	3.0-18	1.0-9			3		2		
54	Deheck, Robbie	12	4	4	8									
84	Brown, Greg	12	7	1	8									
53	Prior, Daniel	10	5	2	7									
2	Hamilton, James	9	7	0	7									
27	Gordon, Robby	11	4	3	7									
32	Mosley, Micah	11	4	1	5									
35	Bush, Antoine	3	3	1	4				1					
34	Neal, Chris	10	3	1	4									
80	Dickerson, Kevin	9	3	0	3									
83	Seidle, Bryant	11	1	2	3									
63	White, Kyle	4	0	3	3									
24	Mathis, Jeremi	12	1	2	3									
11	Dodge, Riley	10	2	0	2									
78	Kokjohn, Troy	3	0	2	2									
95	DeSoto, Jessie	5	1	1	2									
5	Dunbar, Lance	12	1	1	2									
89	Rucker, Forrest	7	1	1	2									
64	Gill, Victor	10	2	0	2									
26	Montgomery, C	10	0	2	2									
41	Atterberry, Will	12	1	0	1									
4	Lott, Alex	12	1	0	1									
6	Tune, Nathan	7	1	0	1									
86	Davidson, C	10	0	1	1									
49	Knott, Jeremy	12	1	0	1									
	Total.....	12	569	287	856	58.0-206	13-81	7-92	29	6	8-31	8	3	1
	Opponents.....	12	569	286	855	75.0-275	12-93	17-309	36	7	12-10	12	9	1



↳ **Individual Game Highs**

Rushes	32	Dunbar, Lance at Louisiana-Lafayette (Oct. 10, 2009)
Yards Rushing	238	Dunbar, Lance vs. Florida Atlantic (Oct. 17, 2009)
TD Rushes	4	Dunbar, Lance at Louisiana-Lafayette (Oct. 10, 2009)
Long Rush	71	Dunbar, Lance vs. Western Kentucky (Oct. 31, 2009)
Pass attempts	54	Dodge, Riley vs. Middle Tennessee (Sept. 26, 2009)
Pass completions.....	35	Dodge, Riley vs. Middle Tennessee (Sept. 26, 2009)
Yards Passing.....	314	Dodge, Riley at FIU (Nov. 14, 2009)
TD Passes.....	4	Dodge, Riley vs. Western Kentucky (Oct. 31, 2009)
Long Pass	69	Dodge, Riley vs. Florida Atlantic (Oct. 17, 2009)
Receptions	11	Jackson, Jamaal vs. Middle Tennessee (Sept. 26, 2009)
Yards Receiving.....	112	Outlaw, Michael at Troy (Oct. 24, 2009)
TD Receptions	2	Jackson, Jamaal vs. Western Kentucky (Oct. 31, 2009)
.....	2	Carey, Darius vs. Western Kentucky (Oct. 31, 2009)
Long Reception.....	69	Jackson, Jamaal vs. Florida Atlantic (Oct. 17, 2009)
Field Goals.....	3	Knott, Jeremy vs. Ohio (Sept. 12, 2009)
Long Field Goal	41	Knott, Jeremy at Louisiana-Lafayette (Oct. 10, 2009)
Punts	9	Atterberry, Will at Alabama (Sept. 19, 2009)
Punting Avg.....	52.0	Atterberry, Will vs. Florida Atlantic (Oct. 17, 2009)
Long Punt	59	Atterberry, Will vs. Florida Atlantic (Oct. 17, 2009)
Long Punt Return.....	29	Carey, Darius vs. ULM (Nov. 7, 2009)
Long Kickoff Return.....	73	Hill, Royce vs. Middle Tennessee (Sept. 26, 2009)
Tackles.....	15	Nwigwe, Tobe vs. Ohio (Sept. 12, 2009)
Sacks	2.0	Akpunku, Brandon vs Ohio (Sept. 12, 2009)
Tackles For Loss.....	3.0	Akpunku, Brandon vs. Ohio (Sept. 12, 2009)
.....	3.0	Akpunku, Brandon vs. Middle Tennessee (Sept. 26, 2009)
.....	3.0	Shorter, John at Arkansas State (Nov. 28, 2009)
Interceptions	1	7 times

NORTH TEXAS GAME HIGHS

↳ **Team Game Highs**

Rushes	51	at Ball State (Sept. 3, 2009)
Yards Rushing	321	vs. Western Kentucky (Oct. 31, 2009)
Yards Per Rush	7.5	vs. Florida Atlantic (Oct. 17, 2009)
TD Rushes	5	vs. Western Kentucky (Oct. 31, 2009)
Pass attempts	54	vs. Middle Tennessee (Sept. 26, 2009)
Pass completions.....	35	vs. Middle Tennessee (Sept. 26, 2009)
Yards Passing.....	314	at FIU (Nov. 14, 2009)
Yards Per Pass.....	10.2	vs. Florida Atlantic (Oct. 17, 2009)
TD Passes.....	4	vs. Western Kentucky (Oct. 31, 2009)
Total Plays.....	84	at Ball State (Sept. 3, 2009)
Total Offense	583	vs. Western Kentucky (Oct. 31, 2009)
Yards Per Play.....	8.6	vs. Florida Atlantic (Oct. 17, 2009)
Points.....	68	vs. Western Kentucky (Oct. 31, 2009)
Sacks By	5	vs. Ohio (Sept. 12, 2009)
First Downs	31	vs. Western Kentucky (Oct. 31, 2009)
Penalties.....	11	at Louisiana-Lafayette (Oct. 10, 2009)
Penalty Yards.....	92	at FIU (Nov. 14, 2009)
Turnovers.....	5	vs. Middle Tennessee (Sept. 26, 2009)
.....	5	vs. Army (Nov. 21, 2009)
Interceptions By.....	3	at Arkansas State (Nov. 28, 2009)



IN REVIEW

↳ superlatives

↳ Opponent Individual Game Highs

Rushes	29	Morris, Alfred vs. Florida Atlantic (Oct. 17, 2009)
Yards Rushing	147	Morris, Alfred vs. Florida Atlantic (Oct. 17, 2009)
TD Rushes	2	9 times
Long Rush.....	61	Booker, Marell vs. Western Kentucky (Oct. 31, 2009)
Pass attempts.....	44	Brown, Levi at Troy (Oct. 24, 2009)
Pass completions.....	27	Brown, Levi at Troy (Oct. 24, 2009)
Yards Passing.....	469	Brown, Levi at Troy (Oct. 24, 2009)
TD Passes.....	3	Smith, Rusty vs. Florida Atlantic (Oct. 17, 2009)
Long Pass.....	58	Brown, Levi at Troy (Oct. 24, 2009)
Receptions	9	Gaebler, Jake vs. Western Kentucky (Oct. 31, 2009)
Yards Receiving.....	187	Sapp, LaGregory vs. ULM (Nov. 7, 2009)
TD Receptions	2	Sapp, LaGregory vs. ULM (Nov. 7, 2009)
Long Reception.....	58	Williams, C at Troy (Oct. 24, 2009)
Field Goals.....	3	Weller, Matt vs. Ohio (Sept. 12, 2009)
Long Field Goal.....	48	Gendreau, Alan vs. Middle Tennessee (Sept. 26, 2009)
Punts	10	DeFatta, David vs. Middle Tennessee (Sept. 26, 2009)
Punting Avg.....	51.5	Love, Scott vs. ULM (Nov. 7, 2009)
Long Punt	63	Kovanda, Scott at Ball State (Sept. 3, 2009)
Long Punt Return.....	36	Arenas, Javier at Alabama (Sept. 19, 2009)
Long Kickoff Return.....	81	Brooks, Derrius vs. Western Kentucky (Oct. 31, 2009)
Tackles.....	14	Keller, Noah vs. Ohio (Sept. 12, 2009)
Sacks	1.0	12 times
Tackles For Loss.....	3.0	McNary, Josh vs. Army (Nov. 21, 2009)
Interceptions	3	James, Greg vs. ULM (Nov. 7, 2009)

OPPONENT GAME HIGHS

↳ Opponent Team Game Highs

Rushes	46	vs. Army (Nov. 21, 2009)
Yards Rushing	281	vs. Western Kentucky (Oct. 31, 2009)
Yards Per Rush	7.4	vs. Western Kentucky (Oct. 31, 2009)
TD Rushes	5	3 times
Pass attempts.....	50	at Troy (Oct. 24, 2009)
Pass completions.....	30	at Troy (Oct. 24, 2009)
Yards Passing.....	492	at Troy (Oct. 24, 2009)
Yards Per Pass.....	12.8	vs. ULM (Nov. 7, 2009)
TD Passes.....	3	vs. Florida Atlantic (Oct. 17, 2009)
Total Plays.....	94	at Troy (Oct. 24, 2009)
Total Offense	697	at Troy (Oct. 24, 2009)
Yards Per Play.....	7.4	at Troy (Oct. 24, 2009)
Points.....	53	at Alabama (Sept. 19, 2009)
Sacks By	3	vs. ULM (Nov. 7, 2009)
First Downs	29	vs. Florida Atlantic
.....	29	at Troy (Oct. 24, 2009)
Penalties.....	14	vs. Ohio (Sept. 12, 2009)
Penalty Yards.....	138	vs. Ohio (Sept. 12, 2009)
Turnovers.....	3	vs. Ohio (Sept. 12, 2009)
.....	3	vs. Arkansas State (Nov. 28, 2009)
Interceptions By.....	3	4 times



↳ Team Comparisons

	Tm. Rushing (Att.-Yds.-TDs)		Tm. Passing (Att.-Comp.-Yds.-Int.-TDs)		Tm. Total Offense		Tm. First Downs		Fumbles-Lost	
	NT	Opp	NT	Opp	NT	Opp	NT	Opp	NT	Opp
	at Ball State	51-296-1	24-169-1	33-23-216-1-1	35-15-140-1-0	512	309	27	16	1-1
Ohio	40-115-2	44-63-0	35-21-186-1-1	31-16-169-1-2	301	232	19	15	4-3	3-2
at Alabama	26-61-0	45-260-5	23-16-126-0-1	28-22-263-0-2	187	523	7	28	1-0	4-1
Middle Tennessee	25-163-3	45-187-2	43-21-269-0-2	54-35-313-3-0	470	456	25	23	2-2	3-0
at Louisiana-Lafayette	43-235-4	38-173-2	38-24-209-3-0	29-13-122-0-1	444	295	23	18	3-1	3-1
Florida Atlantic	36-270-4	40-220-3	24-17-246-0-2	40-21-308-0-3	516	528	23	29	4-2	0-0
at Troy	26-128-2	44-205-5	33-22-267-1-2	50-30-492-0-1	395	697	14	29	2-0	2-2
Western Kentucky	44-321-5	38-281-5	30-24-262-0-4	20-15-144-1-2	583	425	31	21	0-0	2-1
ULM	28-79-0	41-172-2	37-21-189-3-0	22-14-282-1-2	268	454	17	19	0-0	1-0
at Florida International	45-199-3	33-173-2	37-28-314-1-1	18-12-85-0-1	513	258	25	15	1-1	1-0
Army	30-222-1	46-200-2	41-31-225-3-1	15-7-87-0-0	447	287	25	13	2-2	1-0
Arkansas State	26-140-2	46-244-4	28-15-128-1-2	28-18-240-3-0	268	484	13	23	1-0	0-0

↳ Individual Rushing

(Att.-Yds.-TD)

	Lance Dunbar	Cam Montgomery
at Ball State	16-63-1	17-149-0
Ohio	7-29-0	22-88-2
at Alabama	5-5-0	7-8-0
Middle Tennessee	5-101-2	10--1-0
at Louisiana-Lafayette	32-187-4	---
Florida Atlantic	25-238-3	---
at Troy	14-111-2	4-5-0
Western Kentucky	23-227-1	---
ULM	15-40-0	3-17-0
at Florida International	24-119-2	1-1-0
Army	13-132-1	---
Arkansas State	21-126-1	2--2-0

↳ Individual Passing

(Att.-Comp.-Yds.-Int.-TD)

	Riley Dodge	Nathan Tune
at Ball State	33-23-216-1-1	----
Ohio	20-12-117-0-1	15-9-69-1-0
at Alabama	---	23-16-126-0-1
Middle Tennessee	54-35-313-3-0	---
at Louisiana-Lafayette	38-24-209-3-0	---
Florida Atlantic	7-4-117-0-1	17-13-129-0-1
at Troy	---	33-22-267-1-2
Western Kentucky	30-24-0-4-262	---
ULM	37-21-3-0-189	---
at Florida International	37-28-314-1-1	---
Army	41-31-225-3-1	---
Arkansas State	6-3-13-1-0	19-9-55-0-1

↳ Individual Receiving

(Rec.-Yds.-TD)

	Jamaal Jackson	Michael Outlaw	B. J. Lewis	Kevin Dickerson	Alex Lott	Darius Carey
at Ball State	4-86-0	7-43-1	----	4-24-0	1-13-0	1-6-0
Ohio	3-41-0	2-12-0	----	----	7-61-0	6-47-0
at Alabama	4-1-0	2-34-0	----	2-31-0	----	5-34-0
Middle Tennessee	11-82-0	2-20-0	5-59-0	----	2-3-0	4-43-0
at Louisiana-Lafayette	10-73-0	6-69-0	1-22-0	----	1-8-0	2-22-0
Florida Atlantic	5-85-1	2-46-0	1-7-0	----	----	5-61-1
at Troy	4-22-0	7-112-1	----	----	1-3-0	4-29-0
Western Kentucky	7-76-2	2-15-0	4-57-0	----	1-7-0	5-51-2
ULM	3-40-0	1-6-0	1-19-0	----	1-27-0	9-72-0
at Florida International	9-90-0	4-73-0	4-44-0	----	1-5-0	5-78-1
Army	7-36-2	6-43-0	4-47-0	----	2-11-0	9-67-0
Arkansas State	5-69-1	----	1-10-0	----	5-25-1	2--1-0



IN REVIEW

↳ starting lineups

↳ Offense

Game	LT	LG	OC	RG	RT	WR	WR	WR	WR	RB	QB
at Ball State	Gill	Drake	Johnson	Bailey	Santiago ..	Roberson ..	Ja. Jackson	Lewis	Outlaw	Montgomery ..	Dodge
Ohio	Gill	Drake	Johnson	Bailey	Santiago	Carey	Ja. Jackson	Lott	Outlaw	Montgomery ..	Dodge
at Alabama	Tomlinson ..	Drake	Johnson	Bailey	Santiago	Lewis	Ja. Jackson	Carey	Outlaw	Montgomery ..	Tune
Middle Tennessee	Tomlinson ..	Drake	Johnson	Bailey	Santiago	Seidle	Ja. Jackson	Carey	Outlaw	Montgomery ..	Dodge
at Louisiana-Lafayette	Gill	Drake	Johnson	Bailey	Santiago	Lewis	Ja. Jackson	Carey	Outlaw	Dunbar	Dodge
Florida Atlantic	Gill	Drake	Johnson	Bailey	Santiago	Lewis	Ja. Jackson	Carey	Outlaw	Dunbar	Dodge
at Troy	Gill	Drake	Johnson	Bailey	Santiago	Seidle	Ja. Jackson	Carey	Outlaw	Dunbar	Tune
Western Kentucky	Gill	Drake	Johnson	Bailey	Santiago	Lewis	Ja. Jackson	Carey	Outlaw	Dunbar	Dodge
ULM	Gill	Drake	Johnson	Bailey	Santiago	Lewis	Ja. Jackson	Carey	Outlaw	Dunbar	Dodge
at FIU	Gill	Drake	Johnson	Bailey	Tomlinson ..	Seidle	Ja. Jackson	Carey	Outlaw	Dunbar	Dodge
vs. Army	Gill	Hollivay	Johnson	Bailey	Santiago	Lewis	Ja. Jackson	Carey	Outlaw	Dunbar	Dodge
at Arkansas State	Gill	Hollivay	Johnson	Bailey	Santiago	Mosley	Ja. Jackson	Carey	Outlaw	Dunbar	Dodge

↳ Defense

Game	DT	DT	DE	DE	MLB	LOLB	ROLB	CB	CB	S	S
at Ball State	Ross	Gilmore	Akpunku ..	Owusu-Hemeng ..	Nwigwe	K. Hill	Robertson	R. Hill	Adams	Smith	Cook
vs. Ohio	Jackson	Atkinson ..	Akpunku ..	Owusu-Hemeng ..	Nwigwe	K. Hill	Robertson	R. Hill	Adams	Smith	Cook
at Alabama	Gilmore	Atkinson ..	Akpunku ..	Owusu-Hemeng ..	Nwigwe	K. Hill	Robertson	R. Hill	Adams	Smith	Cook
Middle Tennessee	Gilmore	Atkinson ..	Akpunku ..	Owusu-Hemeng ..	Nwigwe	K. Hill	Robertson	R. Hill	Adams	Smith	Cook
at Louisiana-Lafayette ..	Gilmore	Atkinson ..	Akpunku ..	Owusu-Hemeng ..	Nwigwe	K. Hill	Robertson	R. Hill	Adams	Smith	Cook
Florida Atlantic	Ross	Atkinson ..	Akpunku ..	Obi	Nwigwe	K. Hill	Robertson	R. Hill	Adams	Smith	Cook
at Troy	Ross	Atkinson ..	Akpunku ..	Obi	Penson	K. Hill	Robertson	R. Hill	Adams	Smith	Cook
Western Kentucky	Ross	Atkinson ..	Gilmore	Obi	Penson	K. Hill	Robertson	R. Hill	Adams	Smith	Cook
ULM	Jackson	Cantly	Akpunku ..	Obi	Penson	J. Phillips ..	Robertson	R. Hill	Adams	Smith	Cook
at FIU	Jackson	Cantly	Akpunku ..	Gilmore	Penson	J. Phillips ..	Robertson	R. Hill	Adams	Smith	Cook
Army	Jackson	Cantly	Akpunku ..	Gilmore	Penson	J. Phillips ..	Robertson	R. Hill	Adams	Williams	Cook
at Arkansas State	Jackson	Cantly	Akpunku ..	Gilmore	Penson	Shorter	Robertson	R. Hill	Adams	Smith	Cook



↳ North Texas Individual Leaders by Game

Game	Rushing (att-yds-td)	Passing (comp-att-yds-td)	Receiving (rec-yds-td)	Tackles
at Ball State	C. Montgomery (17-149-0).....	Riley Dodge (33-23-216-1).....	Jamaal Jackson (4-86-0).....	C. Robertson (12)
Ohio.....	C. Montgomery (22-88-2).....	Riley Dodge (20-12-117-1).....	Alex Lott (7-61-0).....	Tobe Nwigwe (15)
at Alabama.....	J. Hamilton (7-31-0).....	Nathan Tune (23-16-126-1).....	Lance Dunbar (2-40-0).....	D. Cook (11)
Middle Tennessee.....	L. Dunbar (5-101-2).....	Riley Dodge (54-35-313-0).....	Jamaal Jackson (11-82-0).....	D. Cook (10)
at Louisiana-Lafayette.....	L. Dunbar (32-187-4).....	Riley Dodge (38-24-209-0).....	Jamaal Jackson (10-73-0).....	C. Robertson (8)
Florida Atlantic.....	L. Dunbar (25-238-3).....	Nathan Tune (17-13-129-1).....	Jamaal Jackson (5-85-1).....	Tobe Nwigwe (13)
at Troy	L. Dunbar (14-111-2).....	Nathan Tune (33-22-267-2).....	Michael Outlaw (7-112-2).....	Ira Smith (12)
Western Kentucky	L. Dunbar (23-227-1).....	Riley Dodge (30-24-262-4).....	Jamaal Jackson (6-76-2)	Robertson/Penson (8)
ULM	L. Dunbar (15-40-0).....	Riley Dodge (37-21-189-0).....	Darius Carey (9-72-0).....	C. Robertson (11)
at Florida International	L. Dunbar (24-119-2).....	Riley Dodge (37-28-314-1).....	Jamaal Jackson (9-90-0)	Robertson/Penson (6)
Army	L. Dunbar (13-132-1).....	Riley Dodge (41-31-225-1).....	Darius Carey (9-67-0).....	Adams (10)
Arkansas State.....	L. Dunbar (21-126-1).....	Nathan Tune (19-9-55-1).....	Jamaal Jackson (5-69-1).....	Cook/Robertson (13)

↳ Opponent Individual Leaders by Game

Game	Rushing (att-yds-td)	Passing (comp-att-yds-td)	Receiving (rec-yds-td)	Tackles
at Ball State	MiQuale Lewis (15-103-1)	Kelly Page (34-15-140-1).....	Seth White (4-47-0).....	A. Knipp (10)
Ohio.....	Chris Garrett (17-61-0)	Theo Scott (17-7-92-2).....	Taylor Price (7-68-1).....	Noah Keller (13)
at Alabama.....	Mark Ingram (8-91-1)	Greg McElroy (15-13-176-2).....	Marquis Maze (4-49-1).....	Chris Jordan (6)
Middle Tennessee.....	Dwight Dasher (16-75-2)	Dwight Dasher (43-21-269-2)	S. McDonald (5-74-0).....	D. Crumpton (8)
at Louisiana-Lafayette.....	Undrea Sails (18-93-0).....	Chris Masson (29-13-122-1).....	U. Sails (3-30-0).....	G. Fleming (12)
Florida Atlantic.....	Alfred Morris (29-147-2).....	Rusty Smith (40-21-308-3)	C. Bonner (6-134-1)	M. Bartels (9)
at Troy	DuJuan Harris (12-66-2).....	Levi Brown (44-27-469-1).....	J. Jernigan (5-83-0)	D. McDowell (9)
Western Kentucky	Marell Booker (8-104-2).....	Kawaun Jakes (19-14-144-2).....	Jake Gaebler (9-58-2)	K. Peterson (11)
ULM	Frank Goodin (19-102-2)	Trey Revell (22-14-282-2)	LaGregory Sapp (7-187-2)	J. Truxillo (9)
at Florida Internationa.....	Kendall Berry (14-82-2).....	Paul McCall (18-12-85-1)	T.Y. Hilton (4-34-1).....	A. Davis (13)
Army	Trent Steelman (23-132-1)	Trent Steelman (15-7-87-0).....	Ali Villanueva (5-77-0).....	J. Trimble (11)
Arkansas State.....	Ryan Aplin (16-122-2).....	Ryan Aplin (28-18-240-0).....	B. Thompkins (7-91-0)	M. Brown (8)



IN REVIEW

↳ box scores

Game 1

September 3, 2009

North Texas 20 at Ball State 10

↳ Team Statistics

	NT	Ball State
FIRST DOWNS	27	16
NET YARDS RUSHING	51-296	24-169
NET YARDS PASSING	216	140
Passes Att-Comp.-Int	33-23-1	35-15-1
TOTAL NET YARDS	512	309
Fumbles: Number-Lost	1-1	1-1
Penalties: Number-Yards	9-81	4-30
Possession Time	37:18	22:42

↳ Individual Statistics

RUSHING: North Texas-Montgomery 17-149, Dodge 12-73. Ball State- Lewis 15-103, Page 7-53.

PASSING: North Texas- Dodge 23-33-216-1. Ball State - Page 34-15-140-1.

RECEIVING: North Texas- Jackson 4-86, Outlaw 7-43. Ball State - White 4-47, Orsbon 2-38.

↳ Scoring Summary

Team	Qtr.	Plys-Yds	Time	Result
NT	1	8-55	3:32	TD, Lance Dunbar 5 yd run
NT	2	15-81	6:51	FG, Knott 24 yd FG
Ball State	3	9-66	3:44	FG, McGarvey 21 yd FG
Ball State	4	3-35	0:41	TD, Lewis 27 yd run
NT	4	4-66	1:48	TD, Outlaw 4 yd catch
NT	4	7-25	2:46	FG, Knott 19 yd FG

↳ Score by Quarters

	1	2	3	4	Score
North Texas	7	3	0	10	20
Ball State	0	0	3	7	10

Game 2

September 12, 2009

Ohio 31 at North Texas 30 2OT

↳ Team Statistics

	Ohio	NT
FIRST DOWNS	15	19
NET YARDS RUSHING	44-63	40-115
NET YARDS PASSING	169	186
Passes Att-Comp.-Int	31-16-1	25-21-1
TOTAL NET YARDS	232	301
Fumbles: Number-Lost	3-2	4-3
Penalties: Number-Yards	14-138	9-77
Possession Time	32:29	27:31

↳ Individual Statistics

RUSHING: Ohio- Garrett 17-61, Price 1-16. North Texas- Montgomery 22-88, Dunbar 7-29.

PASSING: Ohio- T. Scott 7-17-1-92, B. Jackson 9-14-0-77. North Texas - Dodge 12-20-0,117, Tune 9-15-1-69.

RECEIVING: Ohio- Price 7-68, Dunlop 1-32. North Texas - Lott 7-61, Carey 6-47.

↳ Scoring Summary

Team	Qtr.	Plys-Yds	Time	Result
NT	1	4-5	0:55	FG, Knott 32 yd FG
NT	2	6-37	2:40	TD, Montgomery 4 yd run
Ohio	2	12-33	3:48	FG, Weller 44 yd FG
Ohio	2	4-5	0:55	FG, Weller 47 yd FG
NT	3	8-60	4:38	TD, Ja. Jackson 16 yd catch
Ohio	3	1-32	0:08	TD, Dunlop 32 yd catch
Ohio	4	----	----	TD, 69 yd int. return by Jackson
NT	4	11-57	2:46	FG, Knott 18 yd FG
Ohio	OT	7-8	----	FG, Weller 35 yd FG
NT	OT	6-20	----	FG, Knott 22 yd FG
NT	2OT	4-25	----	TD, Montgomery 7 yd run
Ohio	2OT	4-25	----	TD, Price 15 yd catch

↳ Score by Quarters

	1	2	3	4	OT	2OT	Score
Ohio	0	3	10	7	3	8	31
North Texas	3	7	7	3	3	7	30



Game 3

September 19, 2009

North Texas 7 at No. 4 Alabama 53

Game 4

September 26, 2009

Middle Tennessee 37 at North Texas 21

↳ Team Statistics

	NT	Alabama
FIRST DOWNS	7	28
NET YARDS RUSHING	26-61	45-260
NET YARDS PASSING	126	263
Passes Att-Comp.-Int	23-16-1	28-22-0
TOTAL NET YARDS	187	523
Fumbles: Number-Lost	1-0	4-1
Penalties: Number-Yards	3-27	2-15
Possession Time	29:17	30:43

▶ Individual Statistics

RUSHING: North Texas- Hamilton 7-31. Alabama- Ingram 8-91, Richardson 11-87.

PASSING: North Texas-Tune 23-16-126-0. Alabama- McElroy 15-13-176-0, Jackson 13-9-87-0

RECEIVING: North Texas- Dunbar 2-40, Carey 5-34. . Alabama - Maze 4-49, McCoy 3-38.

↳ Scoring Summary

Team	Qtr.	Plys-Yds	Time	Result
Alabama	1	13-95	5:52	TD, McElroy 2 yd run
Alabama	1	6-67	2:35	TD, Maze 34 catch
Alabama	2	5-83	2:10	TD, Richardson 1 yd run
Alabama	2	7-68	3:25	TD, Ingram 29 yd catch
Alabama	2	11-36	2:08	FG, Tiffin 35 yd FG
Alabama	3	3-39	0:54	TD, Ingram 5 yd run
Alabama	3	6-33	2:33	TD, Grant 1 yd run
NT	3	5-78	2:18	TD, Dunbar 34 yd catch
Alabama	4	11-37	5:29	FG, Tiffin 20 yd FG
Alabama	4	8-56	3:43	TD, Grant 9 yd run

↳ Score by Quarters

	1	2	3	4	Score
North Texas	0	0	7	0	7
Alabama	14	16	14	9	53

↳ Team Statistics

	MTSU	NT
FIRST DOWNS	23	25
NET YARDS RUSHING	45-187	25-157
NET YARDS PASSING	269	313
Passes Att-Comp.-Int	43-21-0	54-35-3
TOTAL NET YARDS	456	470
Fumbles: Number-Lost	3-0	2-2
Penalties: Number-Yards	7-65	7-55
Possession Time	29:25	30:35

↳ Individual Statistics

RUSHING: MTSU - Dasher 16-75, Kyles 18-62. North Texas- Dunbar 5-101, Dodge 9-57.

PASSING: MTSU - Dasher 43-21-269-0. North Texas - Dodge 54-35-313-3

RECEIVING: MTSU- S. McDonald 5-74, B. Cunningham 2-56. North Texas - Ja. Jackson 11-82, B.J. Lewis 5-59.

↳ Scoring Summary

Team	Qtr.	Plys-Yds	Time	Result
MTSU	1	6-80	1:43	TD, Cunningham 50 yd catch
MTSU	1	7-33	1:49	FG, Gendreau 20 yd FG
NT	1	2-75	0:39	TD, Dunbar 66 yd run
MTSU	2	9-65	2:43	FG, Gendreau 31 yd FG
MTSU	2	3-6	1:06	TD, Dasher 6 yd run
MTSU	2	12-98	3:01	TD, Dasher 2 yd run
MTSU	2	7-26	1:12	FG, Gendreau 48 yd FG
NT	3	9-62	2:58	TD, Dodge 4 yd run
NT	3	6-74	2:14	TD, Dunbar 18 yd run
MTSU	4	5-48	1:45	TD, Gee 24 yd catch

↳ Score by Quarters

	1	2	3	4	Score
Middle Tennessee	10	20	0	7	37
North Texas	7	0	14	0	21



IN REVIEW

↳ box scores

Game 5

October 10, 2009

North Texas 34 at Louisiana-Lafayette 38

Game 6

October 17, 2009

Florida Atlantic 44 at North Texas 40

↳ Team Statistics

	NT	ULL
FIRST DOWNS	23	18
NET YARDS RUSHING	43-235	38-173
NET YARDS PASSING	209	196
Passes Att-Comp.-Int	38-24-3	29-13-0
TOTAL NET YARDS	444	295
Fumbles: Number-Lost	3-1	3-1
Penalties: Number-Yards	11-84	5-65
Possession Time	35:07	24:53

↳ Individual Statistics

RUSHING: North Texas- Dunbar 32-187, Dodge 11-48. ULL- Sails 18-93, Masson 8-31.

PASSING: North Texas-Dodge, 38-24-209-3. ULL- Masson, 29-13-122-0.

RECEIVING: North Texas- Ja. Jackson 10-73. ULL - Sails 3-30.

↳ Team Statistics

	FAU	NT
FIRST DOWNS	29	23
NET YARDS RUSHING	40-220	36-270
NET YARDS PASSING	308	246
Passes Att-Comp.-Int	40-21-0	24-17-0
TOTAL NET YARDS	528	516
Fumbles: Number-Lost	0-0	4-2
Penalties: Number-Yards	8-97	5-40
Possession Time	32:14	27:46

↳ Individual Statistics

RUSHING: FAU- Morris 29-147, Rose 5-42. North Texas- Dunbar 25-238, Dodge 5-21.

PASSING: FAU- Smith 40-21-308-0. North Texas - Tune 17-13-129-0, Dodge 7-4-117-0.

RECEIVING: FAU- Bonner 6-134. North Texas - Ja. Jackson 5-85.

↳ Scoring Summary

Team	Qtr.	Plys-Yds	Time	Result
NT	1	12-70	4:48	FG, Knott 41 yd FG
ULL	1	---	---	TD, 70 yd int. return by Bently
ULL	2	4--2	0:53	FG, Albrecht 45 yd FG
NT	2	9-80	2:26	TD, Dunbar 1 yd run
ULL	2	8-75	3:28	TD, Masson 25 yd run
ULL	2	---	---	TD, Joseph 33 yd blocked punt return
NT	2	2-59	0:53	TD, Dunbar 37 yd run
NT	2	6-39	2:01	TD, Dunbar 1 yd run
NT	3	10-69	4:21	FG, Knott 27 yd FG
NT	3	10-63	4:33	TD, Dunbar 1 yd run
ULL	4	17-80	6:53	TD, McGuire 1 yd run
ULL	4	8-58	1:59	TD, Miller 4 yd catch

↳ Score by Quarters

	1	2	3	4	Score
North Texas	3	21	10	0	34
UL-Lafayette	7	17	0	14	38

↳ Scoring Summary

Team	Qtr.	Plys-Yds	Time	Result
NT	1	10-91	4:30	TD, Carey 1 yd run
NT	1	11-87	4:26	TD, Dunbar 4 yd run
FAU	2	15-88	7:20	TD, Harmon 10 yd catch
NT	2	1-69	0:21	TD, Jackson 69 yd catch
FAU	2	6-45	3:04	TD, Morris 2 yd run
FAU	2	8-80	2:24	TD, Smith 17 yd run
FAU	2	2-41	0:44	TD, Bonner 31 yd catch
FAU	2	8-43	1:21	FG, Gornall 26 yd FG
FAU	3	9-75	3:56	TD, Jean 7 yd catch
NT	3	7-57	4:09	TD, Carey 18 yd catch
NT	3	3-71	1:14	TD, Dunbar 23 yd run
NT	4	2-65	0:28	TD, Dunbar 9 yd run
FAU	4	7-71	3:11	TD, Morris 1 yd run

↳ Score by Quarters

	1	2	3	4	Score
Florida Atlantic	0	30	7	7	44
North Texas	13	6	14	7	40



Game 7

October 24, 2009

North Texas 26 at Troy 50

Game 8

October 31, 2009

Western Kentucky 49 at North Texas 68

↳ Team Statistics

	NT	Troy
First Downs	14	29
Rushes-Yards	26-128	44-205
Passing Yards	267	492
Passes (A-C-I)	33-22-1	50-30-0
Total Offense	395	697
Fumbles-Lost	2-0	2-2
Penalties-Yards	6-45	8-60
Time of Poss.	28:09	31:51

↳ Individual Statistics

RUSHING: North Texas- Dunbar 14-111. Troy- Harris 12-66, Taylor 6-53.

PASSING: North Texas-Tune 33-22-267-1. Troy - Brown 44-27-469-0.

RECEIVING: North Texas- Outlaw 7-112. Troy - Jernigan 5-83.

↳ Team Statistics

	WKU	NT
First Downs	21	31
Rushes-Yards	38-281	44-321
Passing Yards	144	262
Passes (A-C-I)	20-15-1	30-24-0
Total Offense	425	583
Fumbles-Lost	2-1	0-0
Penalties-Yards	7-56	7-84
Time of Poss.	29:16	30:44

↳ Individual Statistics

RUSHING: WKU- Marell Booker 8-104, Rainey 10-87. North Texas- Dunbar 23-227, Dodge 15-70.

PASSING: WKU -Kawaun Jakes 19-14-127-0. North Texas - Dodge 30-24-262-0.

RECEIVING: WKU- Gaebler 9-58. North Texas - Jackson 6-76.

↳ Scoring Summary

Team	Qtr.	Plys-Yds	Time	Result
Troy	1	6-60	1:32	TD, Harris 1 yd run
Troy	1	5-62	1:28	TD, Harris 3 yd run
Troy	1	13-30	4:56	FG, Taylor 30 yd FG
NT	2	7-75	1:50	TD, Dunbar 3 yd run
Troy	2	12-56	4:17	TD, Greer 1 yd run
Troy	2	4-82	0:58	TD, Gill 20 yd catch
Troy	2	6-35	0:52	FG, Taylor 38 yd FG
Troy	3	9-78	3:02	TD, Brown 6 yd run
NT	3	1-60	0:52	TD, Dunbar 60 yd catch
Troy	3	---	---	Safety, Eugene Kinlaw
Troy	3	10-68	3:16	TD, Southward 2 yd run/
NT	3	4-79	2:14	TD, Dunbar 69 yd run
NT	4	12-86	6:07	TD, Outlaw 7 yd catch

↳ Score by Quarters

	1	2	3	4	Score
North Texas	0	7	6	13	26
Troy	17	17	16	0	50

↳ Scoring Summary

Team	Qtr.	Plys-Yds	Time	Result
NT	1	9-68	3:47	TD, Hamilton 1 yd run
WKU	1	1-6	0:16	TD, Rainey 6 yd run
NT	1	6-66	2:50	TD, Carey 14 yd catch
WKU	1	3-72	1:36	TD, Booker 61 yd run
WKU	2	5-77	2:41	TD, Hayden 50 yd run
WKU	2	7-84	3:42	TD, Doyle 3 yd catch
NT	2	12-57	5:23	TD, Carey 7 yd catch
WKU	2	8-75	4:01	TD, Vasquez 13 yd catch
NT	2	4-46	0:41	TD, Jackson 11 yd catch
NT	3	4-70	1:30	TD, Dodge 3 yd run
WKU	3	7-66	3:21	TD, Rainey 3 yd run
NT	3	6-56	2:31	TD, Dodge 18 yd run
WKU	3	6-39	3:09	TD, Booker 1 yd run
NT	3	2-80	0:47	TD, Dunbar 71 yd run
NT	4	5-13	1:32	TD, Dodge 1 yd run
NT	4	9-34	3:46	FG, Knott 30 yd FG
NT	4	---	---	Safety, Gilmore
NT	4	3-51	0:54	TD, Jackson 38 yd catch

↳ Score by Quarters

	1	2	3	4	Score
Western Kentucky	14	21	14	0	49
North Texas	14	14	21	19	68



IN REVIEW

↳ box scores

Game 9

November 7, 2009

ULM 33 at North Texas 6

↳ Team Statistics

	ULM	NT
First Downs	19	17
Rushes-Yards	41-172	28-79
Passing Yards	282	189
Passes (A-C-I)	22-14-1	37-21-3
Total Offense	454	268
Fumbles-Lost	1-0	0-0
Penalties-Yards	4-42	4-40
Time of Poss.	32:16	27:44

↳ Individual Statistics

RUSHING: ULM- Goodin 19-102. North Texas- Dunbar 15-40.

PASSING: ULM -Revell 22-14-282-1. North Texas - Dodge 37-21-189-3.

RECEIVING: ULM- Sapp 7-187. North Texas - Carey 9-72.

↳ Scoring Summary

Team	Qtr.	Plys-Yds	Time	Result
ULM	1	11-86	5:31	TD, Goodin 1 yd run
NT	1	9-49	3:33	FG, Knott 30 yd FG
ULM	2	5-35	2:05	FG, Jabour 43 yd FG
ULM	2	5-42	2:13	TD, Sapp 12 yd catch
ULM	3	5-82	2:35	TD, Sapp 8 yd catch
NT	3	11-62	4:29	FG, Knott 36 yd FG
ULM	3	4-2	2:10	FG, Jabour 43 yd FG
ULM	4	6-46	3:12	TD, Goodin 25 yd run

↳ Score by Quarters

	1	2	3	4	Score
ULM	6	10	10	7	33
North Texas	3	0	3	0	6

Game 10

November 14, 2009

North Texas 28 at FIU 35

↳ Team Statistics

	NT	FIU
First Downs	25	15
Rushes-Yards	45-199	33-173
Passing Yards	314	85
Passes (A-C-I)	37-27-1	18-12-0
Total Offense	513	158
Fumbles-Lost	1-1	1-0
Penalties-Yards	8-92	4-21
Time of Poss.	39:03	20:57

↳ Individual Statistics

RUSHING: North Texas- Dunbar 24-119, Dodge 19-84. FIU- Berry 14-82.

PASSING: North Texas - Dodge 37-28-1-314. FIU - McCall 18-12-0-82.

RECEIVING: North Texas- Jackson 9-90. FIU - Hilton 4-34.

↳ Scoring Summary

Team	Qtr.	Plys-Yds	Time	Result
NT	1	3-69	1:01	TD, Dodge 38 yd run
NT	1	7-80	3:08	TD, Dunbar 42 yd run
FIU	1	7-80	2:36	TD, Berry 35 yd run
FIU	1	7-82	2:01	TD, Berry 1 yd run
NT	2	7-82	2:01	TD, Carey 15 yd catch
NT	2	15-75	8:08	TD, Dunbar 6 yd run
FIU	3	---	---	TD, Riley 26 yd int return
FIU	4	7-16	3:19	TD, Hilton 3 yd catch
FIU	4	3-47	1:10	TD, Younger 23 yd run

↳ Score by Quarters

	1	2	3	4	Score
North Texas	14	14	0	0	28
FIU	14	0	7	14	35



Game 11

November 21, 2009

Army 17 at North Texas 13

Game 12

November 28, 2009

North Texas 26 at Arkansas State 30

↳ Team Statistics

	Army	NT
First Downs	13	25
Rushes-Yards	46-200	30-222
Passing Yards	87	225
Passes (A-C-I)	15-7-0	41-31-3
Total Offense	87	447
Fumbles-Lost	1-0	2-2
Penalties-Yards	6-69	7-50
Time of Poss.	28:28	31:32

Individual Statistics

RUSHING: Army- Steeleman 23-132. North Texas- Dunbar 13-132.

PASSING: Army -Steeleman 15-7-87-0. North Texas - Dodge 41-31-225-3.

RECEIVING: Army- Villanueva 5-77. North Texas - Carey 9-67.

↳ Scoring Summary

Team	Qtr.	Plys-Yds	Time	Result
NT	1	14-84	7:12	TD, Jackson 4 yd catch
Army	2	8-35	2:56	FG, Carlton 38 yd FG
Army	3	14-69	7:05	TD, Mealy 9 yd run
NT	4	1-68	0:10	TD, Dunbar 68 yd run
Army	4	3-62	1:13	TD, Steelman 2 yd run

↳ Score by Quarters

	1	2	3	4	Score
Army	0	3	7	7	17
North Texas	7	0	0	6	13

↳ Team Statistics

	NT	ASU
First Downs	13	23
Rushes-Yards	26-140	46-244
Passing Yards	128	240
Passes (A-C-I)	28-15-1	28-18-3
Total Offense	268	484
Fumbles-Lost	1-0	0-0
Penalties-Yards	4-20	11-94
Time of Poss.	24:26	35:27

Individual Statistics

RUSHING: North Texas - Dunbar 21-131. Arkansas State- Aplin 16-122.

PASSING: North Texas - Tune 19-9-55-0, Thompson 3-3-0-60. Arkansas State - Aplin 28-18-0-240.

RECEIVING: North Texas - Jackson 5-69. Arkansas State - Thompkins 7-91.

↳ Scoring Summary

Team	Qtr.	Plys-Yds	Time	Result
ASU	1	6-59	2:35	TD, Jones 14 yd run
ASU	1	4-17	1:52	TD, Aplin 6 yd run
ASU	2	7-50	2:59	TD, Aplin 10 yd run
ASU	2	6-70	2:57	TD, Arnold 7 yd run
NT	2	2-39	0:37	TD, Dunbar 36 yd run
NT	3	4-83	1:39	TD, Dickerson 25 yd run
ASU	3	8-64	4:07	FG, Arauco 33 yd FG
NT	4	11-65	6:43	TD, Lott 5 yd catch
NT	4	4-68	1:17	TD, Jackson 19 yd catch

↳ Score by Quarters

	1	2	3	4	Score
North Texas	0	7	7	12	26
Arkansas State	14	13	3	0	30



IN REVIEW

↳ honors and awards

↳ Offense

Lance Dunbar, RB

- First-Team All-Sun Belt Conference
- Odus Mitchell Award - Team Most Valuable Player

Esteban Santiago, OL

- Second-Team All-Sun Belt Conference

Victor Gill, OL

- Steve Ramsey Award - Outstanding Offensive Player

Greg Brown, WR

- Abner Haynes Award- Outstanding Special Teams

Jamaal Jackson, WR

- Second-Team All Sun Belt Conference
- Jaquay Wilburn Award- Outstanding Offensive Back

Kelvin Drake, OL

- Honorable Mention All-Sun Belt Conference
- Phillip Armour Award- Outstanding Offensive Lineman

↳ Defense

Antoine Bush, DB

- Shawn Kramer Award- Most Inspirational Player

DaWaylon Cook, DB

- Joe Greene Award- Outstanding Defensive Player

Craig Robertson, LB

- Honorable Mention All-Sun Belt Conference
- Byron Gross Award- Outstanding Defensive Player

Royce Hill, DB

- Bill Brashier Award, Outstanding Defensive Back

Eddrick Gilmore

- Bill Bishop Award, Outstanding Defensive Lineman



↳ 2004 Wyndham New Orleans Bowl

December 14, 2004
Southern Miss 31
North Texas 10

NEW ORLEANS, La - Southern Miss quarterback Dustin Almond passed for 247 yards and all-America linebacker Michael Boley returned an interception for a touchdown in a 31-10 win over North Texas in the Wyndham New Orleans Bowl.

The North Texas offense was held to 78 yards rushing and 156 yards passing. Quarterback Scott Hall was sacked a season-high five times and was intercepted twice after having just two total interceptions in 11 regular-season games.

North Texas' standout freshman running back Jamario Thomas was held to 92 yards rushing, his lowest total since a Sept. 25 loss at Baylor. He finished his freshman campaign with 1,801 yards, the third-most by a freshman in NCAA history.

Sophomore Johnny Quinn led the team in receptions with eight, including an 11-yard touchdown pass to end the game. Quinn's fumble after a punt return led to the Golden Eagles' final score with two minutes to play in the game.

The Golden Eagles' offense scored only seven points in the second half despite putting up 173 yards of total offense. Darren McCaleb missed two field goals in the third quarter from distances of 33 and 42 yards.

North Texas won the turnover battle, 2-0, in the first half but was only able to convert on one of those opportunities. Senior Andy Blount recovered a fumble by kickoff returnman John Eubanks at NT's 19-yard line, which led to a Nick Bazaldua field goal from 24 yards.

It was the fourth straight trip to the New Orleans Bowl for North Texas after it completed a perfect 7-0 record in the Sun Belt Conference.

Score by Quarters	1	2	3	4	Score
Southern Miss	14	3	0	14	31
North Texas	0	3	0	7	10

Scoring Summary:

USM - Graves 37 pass from Dustin Almond;
 USM - Dustin Almond 1 run; NT - Nick Bazaldua 24 FG; USM - Darren McCaleb 45 FG; USM - Michael Boley 62 Int; USM - Moore 1 run; NT - Johnny Quinn 11 pass from Scott Hall

↳ 2003 New Orleans Bowl

December 16, 2003
Memphis 27
North Texas 17

NEW ORLEANS, La. -- North Texas' bid to win its second straight New Orleans Bowl fell short with a 27-17 loss to Memphis at the Superdome.

With the loss, North Texas' win streak was snapped at eight games and its overall bowl record dropped to 2-4.

The Mean Green took the game's opening kickoff and marched 51 yards before settling for a 47-yard field goal to begin the scoring in the opening quarter.

Memphis responded with a 66-yard touchdown drive to take a lead it would never relinquish with 6:57 to play in the first quarter. The Tigers added another touchdown and a field goal in the second quarter to take a 17-3 halftime lead.

North Texas cut the lead to seven twice in the second half, both on touchdown runs by Sun Belt Conference Offensive Player of the Year Patrick Cobbs. Cobbs broke a 35-yard touchdown late in the third quarter to cut the lead to 17-10, but Memphis came back with a touchdown of its own in the fourth quarter to seal the victory.

Cobbs led all rushers with 110 yards and two touchdowns and secured his place as the nation's leading rusher and nation's leading scorer. It was Cobbs' ninth straight game with over 100 yards rushing.

North Texas also held Memphis to just 88 yards rushing, which was the Tiger's lowest output of the season and the eighth Mean Green opponent held below the century mark of the year.

Score by Quarters	1	2	3	4	Score
Memphis	7	10	0	10	27
North Texas	3	0	7	7	17

Scoring Summary:

NT - Nick Bazaldua 46 FG; MEM - Danny Wimprine 7 run; MEM - Chris Kelley 10 pass from Danny Wimprine; MEM - Stephen Gostkowski 21 FG; NT - Patrick Cobbs 35 run; MEM - LaKendus Cole 5 run; NT - Patrick Cobbs 2 run; MEM - Stephen Gostkowski 32 FG

↳ 2002 New Orleans Bowl

December 17, 2002
North Texas 24
Cincinnati 19

NEW ORLEANS, La. -- Five different Mean Green players came up with interceptions and running back Kevin Galbreath rushed for 130 yards and a touchdown to earn MVP honors as North Texas battled past Cincinnati, 24-19, on Tuesday to capture the second annual New Orleans Bowl.

In winning the school's first bowl game since 1946, North Texas broke out to a 24-7 third-quarter lead before holding off a fourth-quarter comeback effort by the Conference USA champion Bearcats.

North Texas got outstanding efforts in all phases of the game. The defense came up with a season-best five interceptions while the offense rode the legs of Galbreath for his eighth 100-yard rushing performance of the season.

And on special teams, Ja'Mel Branch set up a touchdown with a 36-yard kickoff return, Patrick Cobbs had a 50-yard kickoff return and punter Brad Kadlubar nailed five of seven punts inside the 20-yard line.

Junior defensive back Jeremy Pearl highlighted the Mean Green's defensive play, returning his first career interception 27 yards for a touchdown in the second quarter that gave North Texas the lead for good.

Also pulling down interceptions for the Mean Green were defensive backs Don McGee and Markeith Knowlton in the first quarter, linebacker Chris Hurd in the second and linebacker Cody Spencer in the third.

Galbreath took home the game's Most Valuable Player trophy after rushing 28 times for 130 yards and one touchdown. North Texas redshirt freshman quarterback Andrew Smith threw for 126 yards with one interception of his own.

Score by Quarters	1	2	3	4	Score
Cincinnati	7	0	6	6	19
North Texas	3	14	7	6	24

Scoring Summary:

UC - Keith 6 pass from Guidugli; NT - Nick Bazaldua 30 FG; NT - Patrick Cobbs 27 run; NT - Jeremy Pearl 20 interception return; NT - Kevin Galbreath 35 run; UC - Rufin 29 FG; UC - Rufin 33 FG; UC - Callicott 43 fumble return.



↳ 2001 New Orleans Bowl

December 17, 2001
Colorado State 45
North Texas 20

NEW ORLEANS, La. -- Colorado State exhibited its bowl game experience, overpowering North Texas 45-20 in the inaugural New Orleans Bowl before 27,004 at the Superdome.

The Rams, who were making their fourth straight bowl game appearance, scored in every quarter to hold off the Mean Green, which won the Sun Belt Conference's first-ever football title and was playing in the school's first bowl game in 42 years.

Colorado State had four rushing touchdowns and quarterback Bradlee Van Pelt threw for another as the Rams (7-5) racked up 246 yards on the ground and passed for 129. They also intercepted one North Texas pass, recovered a fumble and blocked a Mean Green punt attempt that resulted in another score.

After North Texas had trimmed the CSU lead to 10 at 24-14 at halftime, the Rams scored in the third quarter when a Jason Ball punt was blocked and recovered in the end zone by game's Most Valuable Player, Ram defensive back Justin Gallimore.

Colorado State later scored twice in the fourth quarter on drives of 67 and 70 yards before North Texas's Justin Claborn blocked a Ram punt to set up the Mean Green's final TD drive.

North Texas sophomore quarterback Scott Hall completed 13 of 30 passes with two touchdowns, and junior running back Kevin Galbreath rushed 22 times for 108 yards.

Score by Quarters	1	2	3	4	Score
Colorado State	17	7	7	14	45
North Texas	0	14	0	6	20

Scoring Summary:

CSU - Brad Svoboda 2 run; CSU - Kent Naughton; CSU - Jose Ochoa 8 pass from Van Pelt; NT - Dustin Dean 5 pass from Hall; CSU - Van Pelt 6 run; NT - Ja'Mel Branch 42 pass from Hall; CSU - Justin Gallimore blocked punt for TD; CSU - Chad Dixon 2 run; CSU - Michael Vomhof 20 run; NT - Andy Blount 13 pass from Bridges.

↳ 1959 Sun Bowl

December 31, 1959
New Mexico St. 28
North Texas 8

EL PASO, Texas -- The New Mexico State Aggies took advantage of several NTSC turnovers to beat the Eagles in the Sun Bowl.

North Texas lost four fumbles inside the Aggie 25-yard line and six of seven fumbles overall. NTSC could mount a score only on a 51-yard punt return by Billy Christle on the final play of the third quarter.

The second UNT fumble of the first quarter came on the Aggie 24-yard line with New Mexico State up 7-0. Down 14-0, the Eagles drove to the Aggie four-yard line before losing a fumble. New Mexico State then drove 96 yards on 13 plays to increase the lead to 21-0.

As the half ended, the Eagles had a drive stall on the Aggie 10-yard line. On NTSC's second drive of the third quarter, the Eagles lost a fumble on the Aggie 10-yard line.

New Mexico State struck on its next possession following the Christle punt return for a score to build the lead to 28-8. Two more fourth-quarter drives ended in frustration as the Eagles fumbled the ball away on the Aggie eight-yard line and had another drive stall on the Aggie 37-yard line.

Score by Quarters	1	2	3	4	Score
North Texas	0	0	8	0	8
New Mexico State	14	7	0	7	28

Scoring Summary

NM - Atkins 57 pass from Johnson (Gaiters run); NM - Rudzik fumble recovery in end zone (run failed); NM - Kelly 15 pass from Johnson (Villanueva kick); NT - Christle 51 punt return (Duty pass to Perkins); NM - Gaiters 44 run (Villanueva kick).

↳ 1948 Salad Bowl

January 1, 1948
Nevada 13
North Texas 6

PHOENIX, Ariz. -- The Eagles made their second consecutive post-season bowl appearance in Odus Mitchell's second season as head coach, but this time it was NTSC that came out on the short end of a close decision.

Bill Cromer, who intercepted a Stan Heath pass to start the drive, gave the Eagles the early first-quarter lead as his four-yard run put NTSC up 6-0. The touchdown was set up by a 45-yard pass from Fred McCain to Joe Abbey.

Heath rebounded from his first-quarter mistake to hook up with Tommy Kalmanir on a 94-yard pass play in the second quarter to grab a 7-6 halftime lead.

Neither team scored in the third quarter and early in the fourth quarter the Wolf Pack mounted what would become the game-winning drive. The drive culminated with Nevada fullback Ernie Zeno scoring on fourth down and a foot.

The Eagles tried to rally and got into Wolf Pack territory, but a long pass from Zeke Martin to Abbey failed to connect and the Eagles went down to defeat.

Although the Eagles lost their last game, it was an outstanding season as NTSC won its second consecutive Lone Star Conference title.

Score by Quarters	1	2	3	4	Score
North Texas	6	0	0	0	6
Nevada	0	7	0	6	13

Scoring Summary

NT - Bill Cromer 4 run (kick failed); UN - Tommy Kalmanir 94 pass from Stan Heath (Bob Corley kick); UN - Ernie Zeno 1 run (kick failed).



↳ 1946 Optimist Bowl

December 21, 1946
North Texas 14
Pacific 13

HOUSTON, Texas -- Louis Reinzi caught a nine-yard touchdown pass from Billy Dinkle on fourth down with nine seconds left and Dinkle's point after carried the Eagles to a thrilling 14-13 win over the University of the Pacific in the first Optimist Bowl.

It was a significant game for several reasons, not the least being the final game as head coach at Pacific for the famous Amos Alonzo Stagg. It also capped the first season for Eagle head coach Odus Mitchell.

The winning score capped a 67-yard drive by the Eagles. North Texas led 7-0 at the half thanks to a 58-yard interception return for a touchdown by Ned McNeil.

The Eagles won despite being out-gained 274 to 94. The Eagles also had to play most of the game without starting quarterback Fred McCain, who was kicked out of the game in the first quarter for fighting.

For Stagg, the inventor of the T-formation, it was the only bowl game that he would coach during his 57 years as a college coach. Stagg became a head coach at Springfield College in 1890 and amassed a career record of 329-190-35, which ranks third among all college coaches in career games coached. His Hall of Fame career came to a close with a loss at the hands of the Eagles.

Score by Quarters	1	2	3	4	Score
Pacific	0	0	7	6	13
North Texas	0	7	0	7	14

Scoring Summary

NT - Ned McNeil 58 interception (Billy Dinkle kick); COP - John Rhode 19 pass from Bruce Orvis (Waits kick); COP - Heck 22 pass from Klein (Waits kick failed); NT - Louis Reinzi 9 pass from Billy Dinkle (Dinkle kick).

↳ 1994 NCAA I-AA Playoffs

November 26, 1994
Boise State 24
North Texas 20

BOISE, Idaho -- It was UNT's first post-season appearance in six years and its final year as a member of I-AA. It turned out to be a heartbreaking defeat for UNT as Boise State scored 14 fourth-quarter points to advance to the second round.

The Broncos would eventually advance all the way to the championship game before falling. UNT came into the game ranked #18 in the country while Boise State was ranked #3, but it was the Mean Green that had a 20-10 halftime lead.

Quarterback Mitch Maher completed 21-of-32 passes for 226 yards, no interceptions and a touchdown in the first half. But UNT could not get any kind of running game going, gaining just 89 yards on 34 carries and BSU forced UNT to throw in the second half.

UNT could have had a bigger lead at the half, but BSU stopped UNT three times on its own one-yard line and forced the Mean Green to settle for a field goal as the first half ended.

BSU drove 87 yards in nine plays midway through the fourth quarter to cut the lead to 20-17. Three plays later, Maher threw an interception, it was returned to the UNT six-yard line, and on the first play from scrimmage, BSU scored a touchdown to take the 24-20 lead with 5:38 left in the game.

Benny Cherry led the UNT defense with 13 tackles and a quarterback sack.

Score by Quarters	1	2	3	4	Score
North Texas	10	10	0	0	20
Boise State	10	0	0	14	24

Scoring Summary

UNT - Mitch Maher 8 run (Jeff Graham kick); BSU - Ryan Ikebe 40 pass from Tony Hilde (Greg Erickson kick); BSU - Erickson 29 FG; UNT - Graham 31 FG; UNT - Vertis McKinney 19 pass from Maher (Graham kick); UNT - Graham 18 FG; BSU - K.C. Adams 1 run (Erickson kick); BSU - Willie Bowens 6 pass from Hilde (Erickson kick).

↳ 1988 NCAA I-AA Playoffs

November 26, 1988
Marshall 7
North Texas 0

HUNTINGTON, W.V. -- It was a frustrating day for UNT's run-and-shoot offense and a tough end to the season for a Mean Green team that was ranked #1 in the country for six weeks.

UNT quarterback Scott Davis completed just 9 of 19 passes for 91 yards. The two teams came into the game averaging a combined 694 yards and 62 points per game, but the only score of the game came after UNT star punt returner Marcus Camper fumbled a punt while attempting a fair catch.

The Thundering Herd recovered the ball on the UNT 40-yard line and six plays later scored the game's only touchdown.

The Mean Green's only scoring chance in the first half failed when Keith Chapman's 42-yard field goal attempt was tipped at the line of scrimmage. UNT drove to the Marshall 29-yard line on the first drive of the second half, but Chapman missed a 52-yard field goal attempt.

UNT drove to the Marshall 40-yard line midway through the fourth quarter, but came up with nothing and then recovered a Thundering Herd fumble at the Mean Green 45-yard line with 1:27 left in the game, but could not move the ball.

Linebacker Robbie Legg led a solid UNT defense as he finished with 12 tackles and a fumble recovery.

Score by Quarters	1	2	3	4	Score
North Texas	0	0	0	0	0
Marshall	7	0	0	0	7

Scoring Summary

MU - Mike Barber 8 pass from John Gregory (Dewey Klein kick).



↳ 1987 NCAA I-AA Playoffs

November 23, 1987
Louisiana-Monroe 30
North Texas 9

MONROE, La. -- Louisiana-Monroe proved to be UNT's biggest nemesis in 1987, preventing the Mean Green from winning an outright Southland Conference title and then beating UNT in the first round of the I-AA playoffs.

The Indians had beaten the Eagles 24-23 in Monroe back on November 14 when the Mean Green missed an extra point with 1:23 left in the game, spoiling a rally that saw UNT score 16 points in the final seven and a half minutes.

There were no such theatrics on this day as ULM scored 30 unanswered points after Keith Chapman's 28-yard field goal gave UNT a first quarter 3-0 lead.

Three Mean Green turnovers were turned into 13 points as Stan Humphries passed for 237 yards and a touchdown to lead ULM.

Score by Quarters	1	2	3	4	Score
North Texas	3	0	0	6	9
Louisiana-Monroe	0	17	10	3	30

Scoring Summary

NT - Keith Chapman 28 FG; ULM - Tommy Minville 1 run (Teddy Garcia kick); ULM - Garcia 49 FG; ULM - Jackie Harris 5 pass from Stan Humphries (Garcia kick); ULM - Richard 6 run (Garcia kick); ULM - Garcia 21 FG; NT - Edsel Ford 3 run (pass failed).

↳ 1983 NCAA I-AA Playoffs

November 24, 1983
Nevada 20
North Texas 17 (OT)

RENO, Nev. -- UNT's first post-season appearance in 24 years ended in disappointment as the Southland Conference Champions fell in overtime.

The Eagles got a first-round bye and Nevada beat Idaho State to setup the quarter-final match-up.

Played in a snow storm, the Mean Green found themselves in a 7-7 tie at halftime. UNT took a 10-7 lead when Tom Bresnahan kicked a 33-yard field goal just one minute into the second half following a fumbled kickoff to open the second half by Nevada.

The Wolf Pack stormed back to score the next 10 points as Tony Zendejas kicked a 24-yard field goal to give Nevada a 17-10 lead with 11:29 left in regulation.

UNT tied the game by taking advantage of another Wolf Pack mistake, this time a fumbled punt. UNT had the ball first and 10 at the Nevada 12-yard line and on third and 10, quarterback Greg Carter completed a touchdown pass to Grady Davis to tie the game at 17 with 4:45 left in the contest.

UNT had one more chance to score, starting a drive from the UNR 29-yard line with 3:09 left. UNT lost seven yards on the drive and Todd Smith's 42-yard field goal attempt was no good.

Nevada won the coin flip to start the overtime and UNT had the ball on the Wolf Pack 15-yard line. UNT drove the ball of the UNR one-yard line, but couldn't put it in the end zone and missed a 26-yard field goal attempt when the snap was bobbled.

Zendejas, who had missed three of four previous attempts, then made a 32-yard field goal on the first play of its overtime possession to win the game.

Score by Quarters

North Texas	0	7	3	7	0	17
Nevada	7	0	0	10	3	20

Scoring Summary

UN - Scott Threde 17 pass from Eric Beavers (Tony Zendejas kick); NT - Tim Wasson 13 pass from Greg Carter (Brenahan kick); NT - Tom Bresnahan 33 FG; UN - Alphonso Williams 24 pass from Beavers (Zendejas kick); UN - Zendejas 24 FG; NT - Brady Davis 12 pass from Carter (Brenahan kick); UN - Zendejas 32 FG.



↳ A

Joe Abbey, 1947
 Chance Adair, 1996, 1997, 1998, 1999
 Adryan Adams, 2008, 2009
 Joe Adams, 1961, 1962
 Kartey Agbotthah, 2006, 2007, 2008
 Craig Agnew, 1982-83
 J.B. Airhart, 1927
 Brandon Akpunku, 2008, 2009
 Josh Alexander, 2005
 Anthony Allen, 1991
 Brad Allen, 1990, 91
 Joe Allen, 1969
 Lee Allen, 1965-66
 Hut Allred, 1994, 1996, 1997, 1998
 Alfred Anderson, 1981, 1982, 1983
 Billy Anderson, 1968
 Courtney Anderson, 1974
 Robert Anderson, 1965, 1966
 Stacey Anderson, 1992, 1993
 Ward Anderson, 1939
 Ramone Archie, 1998, 99
 Ronnie Arendall, 1956
 Nick Arizaga, 1978, 1979, 1980
 Phillip Armour, 1995, 1996, 1997, 1998
 Quincy Armstrong, 1949, 1950
 Tony Armstrong, 1974
 Bob Arnold, 1945, 1946, 1948
 Vernon Ashton, 1940, 1941
 Steve Atchley, 1968, 1969
 Earl Atkins, 1929, 1930, 1931
 John Atkins, 1975
 Shavod Atkinson, 2009
 Will Atterberry, 2009
 Jason Attaway, 1997, 1998, 1999
 Meredith Atwell, 1925, 1926
 Don Audas, 1956, 1957
 Adrian Awasom, 2001, 2002, 2003, 2004

↳ B

Frank Babb, 1975, 1976, 1977, 1978
 Blake Bahner, 1978, 1979
 Gene Bahnsen, 1951, 1952, 1953
 Kenneth Bahnsen, 1949, 1950, 1951
 Mike Bailey, 1964
 Tyler Bailey, 2006, 2007, 2008, 2009
 Don Baker, 1951, 1952, 1953, 1954
 John Baker, 1997, 1998, 1999
 Tony Baker, 1986, 1987
 Glen Balch, 1921
 Cordale Baldwin, 2003
 Jack Ball, 1982, 1983
 Jason Ball, 1999, 2000, 2001
 Wes Ballou, 1968, 1969
 Ajani Banks, 2006
 Starsky Banks, 1996, 1997, 1998, 1999
 Chris Barber, 2002
 Matt Barber, 1984
 Bernie Barbour, 1967, 1968, 1969
 Clarence Barnes, 1970
 Nelson Barnes, 1976, 1978, 1979, 1980
 Tomur Barnes, 1991
 Isaac Barnett, 1989, 1990
 Harold Bartlett, 1946, 1947
 Mark Bartlett, 1983, 1984
 J. Horace Bass, 1919
 Ronnie Battle, 1977, 1978, 1980
 Richard Baxter, 1980, 1981
 Nick Bazaldua, 2002, 2003, 2004, 2005
 Bron Beat, 1985, 1986, 1987, 1988
 Dwain Bean, 1962, 1963
 Jeff Beard, 1979, 1980, 1981
 Charles Beatty, 1966, 1967, 1968
 Mark Beaty, 1975, 1976, 1977, 1978
 Russell Beck, 2001, 2002, 2003, 2004
 James Beckam, 1918
 Jake Beckham, 1942
 Bruce Bell, 1975, 1976
 Sam Bell, 1945, 1946
 Ronnie Bell, 1965, 1966
 Frank Belkin, 1922, 1923, 1925
 Allen Bennett, 1964
 Jonah Bense, 2001, 2002
 Bobby Benton, 1967
 George Benz, 1949, 1950
 John Berry, 1913
 Milton Bessent, 1951
 Kenneth Biggers, 1984, 1985, 1987
 Anthony Biggs, 1983
 Craig Birdsong, 1984, 1985
 Bill Bishop, 1949, 1950
 E.B. Bishop, 1925, 1926, 1927
 Joe Bishop, 1975
 John Bishop, 1972
 Roy Bishop, 2002, 2003
 Judie Bitner, 1954
 Stan Blackmon, 1974
 Scott Blank, 1997, 1998
 Bob Blanks, 1920
 Andy Blount, 2001, 2002, 2003, 2004
 Robert Blowers, 1990
 Kermit Boaz, 1934, 1935, 1936
 Clay Bode, 1987, 1988, 1989, 1990
 Ben Boehnke, 1954, 1955
 Carroll Boland, 1964, 1965, 1966
 Aaron Bonds, 1970, 1971
 Wayne Bonner, 1945
 Mike Boone, 1995, 1996, 1997
 Ron Boston, 1996, 1997
 Bobby Bottles, 1976
 Don Bowen, 1965
 Toby Bowen, 1979, 1980, 1981
 James Bower, 1963, 1964, 1965
 Phillip Bowers, 1952
 Jeff Bowles, 1994
 John Bowles, 1972, 1973
 Scott Bowles, 1987, 1988, 1989, 1990
 Charles Bowlin, 1951, 1952
 Ben Boyd, 1992
 Merle Boyd, 1960, 1961, 1962
 Richard Boyd, 1938
 Sidney Bradford, 1986, 1987, 1988
 Q.L. Bradford, 1934
 Dode Bradley, 1917, 1918
 Matt Bradshaw, 2001, 2002, 2003
 Bob Brady, 1942
 Chris Brainard, 2009
 E.M. Bralley, 1914
 Ja'Mel Branch, 2001, 2002, 2003, 2005
 Claude Brannan, 1919, 1921
 Ed Brantley, 1965, 1966, 1967
 Bill Brashier, 1950
 George Bray, 1970
 Jim Braymer, 1954, 1955, 1956
 Billy Brewer, 1985, 1986, 1987
 Carl Brewer, 1986, 1988
 James Brewer, 1949, 1950
 N.H. Brewer, 1923
 Andy Brewster, 2001, 2002, 2003, 2004
 Jim Brewster, 1968, 1969
 Eric Bridges, 2000, 2001, 2002
 Richard Bridges, 1998, 1999, 2000, 2001
 Mike Briscoe, 1969, 1970
 Phil Broadus, 1980, 1981, 1982, 1983
 David Brooks, 1991, 1992
 Andy Broome, 1974
 Charles Brown, 2005, 2007, 2008
 Chris Brown, 1990, 1991, 92, 1993
 David Brown, 1991, 1992, 1993, 1994
 Greg Brown, 2008, 2009
 Jeff Brown, 1975, 1976, 1977
 Jeremy Brown, 2004, 2005, 2006
 John Brown, 1974
 Kevin Brown, 1979
 Lawrence Brown, 2006, 2007
 Azel Browning, 1927, 1928, 1929
 L.L. Browning, 1926
 Randy Bruns, 1980, 1981
 J.H. Buckingham, 1914
 Jonas Buckles, 2001, 2002, 2003, 2004
 Jimmy Burch, 1961, 1962, 1963

Lonnie Burgess, 1982, 1983
 Bobby Burk, 1990
 Hardy Burke, 1964, 1965, 1966
 Ken Burkhalter, 1960, 1961
 Jimmy Burkholder, 1973, 1974, 1975, 1976
 C.K. Burns, 1937
 David Burns, 1991, 1992
 Beau Burruss, 2007
 Blake Burruss, 2004, 2005, 2006
 Antoine Bush, 2006, 2007, 2008, 2009
 Bert Butaud, 1949, 1950
 Joey Byerly, 2004
 Aubrey Byerly, 1970, 1971, 1972
 Brett Byland, 1990, 1991, 1992
 Hal Byrd, 1958, 1959

↳ C

Byron Campbell, 2001
 W.M. Campbell, 1913
 Kip Camp, 1951, 1952
 Marcus Camper, 1985, 1986, 1987, 1988
 Tevinn Cantly, 2009
 Jeff Cantrell, 1985, 1986, 1987, 1988
 Chris Cardwell, 1984, 1985, 1987
 Evan Cardwell, 2001, 2002, 2003, 2004
 Darius Carey, 2009
 Vidal Carlin, 1965, 1966
 Brian Carlson, 2006, 2007
 C. L. Carr, 1941, 1942
 Herby Carr, 1963, 1964
 Bill Carrico, 1958, 1959
 Greg Carter, 1981, 1982, 1983
 Kenneth Carter, 1951
 Tyrone Carter, 2002, 2004, 2005, 2006
 Jordan Case, 1978, 1979
 Taylor Casey, 2000, 2001, 2002, 2003
 Walter Casey, 1987, 1988, 1989, 1990
 Dick Caskey, 1917
 Tory Castillo, 1993, 1994, 1995, 1996
 John Castrese, 1997
 A.D. Cate, 1946, 1947, 1948
 James Cate, 1932, 1933
 John Cavaglieri, 1951
 Mike Cavender, 1969
 George Cecil, 1973, 1974
 Andy Chambers, 1964
 Bruce Chambers, 1976, 1977, 1978, 1979
 Lonnie Chambers, 2003, 2004
 Terry Champagne, 1976, 1977, 1978
 Ken Chambliss, 1981
 Winston Chance, 1946
 Jimmy Chaney, 2005
 Jeremiah Chapman, 2004, 2005, 2006, 2007
 Joe Chapman, 1922, 1923
 Keith Chapman, 1985, 1986, 1987, 1988
 Walter Chapman, 1973, 1974, 1975, 1977
 John Chappell, 1977
 Carlen Charleston, 1980, 1981, 1982, 1983
 Desmon Chatman, 2006
 Aaron Chavers, 2003, 2004
 Benny Cherry, 1993, 1994, 1996, 1997
 Willie Cherry, 1965, 1966
 Will Chinn, 1997, 2000
 Tim Christian, 1994, 1995, 1996, 1997
 Bill Christie, 1959, 1960, 1961
 John Chupp, 1992
 Justin Claborn, 2000, 2001, 2002, 2003
 Billy Ray Clark, 1949, 1950
 Richard Clark, 1990
 Dominic Clay, 1997
 Ervin Clay, 1939, 1940, 1941
 Lee Clay, 2002, 2003
 J.D. Clayton, 1940
 Raymond Clement, 1958, 1959, 1960
 Charles Clemmons, 1974, 1975
 Fred Clotiaux, 1949, 1950
 James Clotiaux, 1948
 Fred Cobbs, 1918, 1919
 John Cobb, 1918
 Patrick Cobbs, 2001, 2002, 2003, 2005
 Chris Coit, 1998
 Charlie Cole, 1956, 1957
 Mack Cole, 2008
 Vernon Cole, 1957, 1958, 1959
 Anthony Coleman, 1994, 1995, 1996
 Tubby Coleman, 1995, 1996, 1997, 1998
 Tim Collier, 1988
 A.V. Collins, 1946, 1947, 1948
 Bill Collins, 1913, 1914, 1916
 Carrol Collins, 1936, 1937
 Danny Collins, 1970
 Darrin Collins, 1986, 1987, 1988
 David Collins, 2006
 Milton Collins, 1978, 1979
 Williams Collins, 1918, 1919
 George Compton, 1913
 Luke Conder, 2000, 2001, 2002, 2003
 Robert Conrad, 1999, 2000, 2002
 DaWaylon Cook, 2008, 2009
 J.F. Cook, 1942
 S. T. Cook, 1918
 Stanley Cook, 1985
 Tony Cook, 1987, 1988, 1989, 1990
 Rayford Cooks, 1980, 1981, 1982, 1983
 Mike Cooksey, 1973, 1976
 Chad Cooley, 2004, 2005, 2006
 Carter Cooper, 1980, 1981
 Hank Cooper, 1964
 Jerome Cooper, 1985, 1986, 1987, 1988
 Jim Cooper, 1946, 1947
 W.A. Cooper, 1915, 1918, 1919, 1920
 Roderick Cotton, 2004
 Mack Cope, 1961, 1962
 Chase Corley, 1998
 Zeb Cornist, 1998, 1999
 Roderick Cotton, 2005, 2006, 2007
 John County, 1991, 1992, 1993
 Garret Courtney, 1997, 1998
 Forrest Covin, 1939, 1940, 1941
 TaRon Covington, 2004, 2005
 Herman Cowley, 1927, 1928, 1929
 Billy Cox, 1976, 1977
 Boyd Cox, 1951
 Charles Cox, 1932, 1933, 1934
 Deavin Cox, 2004, 2005, 2006, 2007
 LeRoy Crabtree, 1927, 1928, 1929
 Richard Crawford, 1967, 1968
 William Crawford, 1927, 1928
 Kervin Crenshaw, 1993
 Dalton Criswell, 1942
 Winton Criswell, 1951, 1952
 Jimmy Croft, 1977, 1978, 1979, 1980
 Bill Cromer, 1947
 Cedric Cromer, 1993, 1994, 1995, 1996
 Mike Crowell, 1974
 Chuck Crowsey, 1980, 1981
 Alton Crum, 1959, 1960
 Noel Crum, 1989, 1990, 1991, 1992
 Fatty Cuest, 1917
 Eric Cuffee, 1984, 1985
 TJ Culberson, 2003, 2004
 Mack Cummy, 1974, 1976
 J.B. Cunningham, 1915
 Wilburn Curnutt, 1946
 Hal Curry, 1942
 Byron Curtis, 1999, 2000
 Zac Cypert, 1979, 1980, 1981

↳ D

C.R. Daffern, 1956
 Bengé Daniels, 1933, 1934, 1935
 Bobby Daniels, 1979, 1980, 1981, 1982
 Darrell Daniels, 2001, 2002
 Jeff Daniels, 1994
 John Darby, 1956, 1957, 1958
 Ryan Davenport, 2005, 2006, 2007, 2008
 Danny David, 1984
 Beau Davidson, 2004, 2005, 2006
 Bryan Davidson, 1991
 Christian Davidson, 2007, 2008, 2009



HISTORY

↳ letterwinners

Greg Davidson, 1976, 1977, 1978, 1979
G.H. Davidson, 1923
Guy Davidson, 1919, 1920, 1921, 1922
Brady Davis, 1981, 1982, 1983
Calvin Davis, 1995, 1996, 1997
Dirk Davis, 1984, 1985
Frank Davis, 1972, 1973
Marquese Davis, 2008
Melvin Davis, 1973, 1974, 1975
Mike Davis, 1989, 1990
Scott Davis, 1987, 1988, 1989, 1990
Trey Davis, 2000, 2001, 2002
Wallace Davis, 1921, 1922, 1923, 1924
Duane Day, 1958, 1959
Germaine Dawson, 2005, 2006, 2007, 2008
Dustin Dean, 1998, 1999, 2000, 2001
Trent Deans, 2009
David Deaton, 1972, 1973, 1974
Grady Deaton, 1916, 1917
Erwin Debose, 1945, 1946, 1948
Richard Defelice, 1991, 1992, 1993
Ira DeFoor, 1941
Horace DeFord, 1949, 1950
Brent DeGroot, 1999, 2000, 2001
Robbie Deheck, 2008, 2009
Robert DeLong, 1951, 1952
John Delaney, 1918
Chacory Demart, 1995, 1996
Norman Denney, 1957, 1959
Wiley Denson, 1961
Jesse DeSoto, 2007, 2008, 2009
Sam Dibrell, 2007
Kevin Dickerson, 2008, 2009
Steve Dieb, 1977, 1978, 1979
Dennis Dillard, 1973, 1974, 1975, 1976
Billy Dinkle, 1947
E.C. Dittich, 1935
Larry Dixon, 1976, 1977, 1978, 1979
Lester Dixon, 1985
Preston Dixon, 1984, 1985, 1986, 1987
Ray Dodds, 1949, 1950
Riley Dodge, 2009
Odell Dodson, 1922, 1923
Mike Dooley, 1974, 1975, 1976
Kelvin Drake, 2006, 2007, 2009
Paul Draper, 1966, 1967
Kirk Drew, 1949, 1950
Erwin DuBose, 1948, 1949
Albert Dudley, 1937, 1938
Charles Duffey, 1949, 1950
Scott Dukatnik, 1990, 1991, 1992, 1993
Lance Dunbar, 2008, 2009
Donald Dunlap, 1973, 1974
Leonard Dunlap, 1969, 1970
Steve Dunn, 1971
John Dunsworth, 1924
Raifu Durodoye, 2005, 2006, 2007
Robert Duty, 1958, 1959, 1960

↳ E

Jim Eagle, 1946, 1947, 1948
Shawn Early, 2002, 2003, 2004
Gary Easley, 1974, 1975
Red Echols, 1928, 1929, 1930
A. G. Edens, 1941
Dralves Edwards, 1970, 1971
John Edwards, 1971
Leland Edwards, 1935, 1936
Henry Eke, 2006
Jack Elder, 1931, 1933
Lester Elder, 1932
David Eliff, 1979, 1980
Howard Ellenburg, 1937
Tony Elliott, 1980, 1981
David Ellis, 1964
Mike Ellis, 1975
Lawrence Ellis, 1997, 1998, 1999, 2000
Jerry Ellison, 1971, 1972
Marquis Ellison, 2005
Fred Ende, 1973, 1974, 1975

Lindy Endsley, 1966, 1967
Kent Englehardt, 1991, 1992, 1993
Lee English, 1978, 1979, 1980, 1981
Donald Ericks, 1989, 1990
Brad Eskridge, 1987, 1988
Andy Everest, 1974, 1975, 1976

↳ F

Mack Faggett, 1980, 1981, 1982, 1983
Darrin Faler, 1996, 1997
Tim Falgout, 1962, 1963
Luther Fambro, 1945, 1946, 1947, 1948,
Gerald Farley, 1994, 1995
Eugene Farmer, 1990
Richard Farris, 1961, 1962
Don Fechtman, 1974, 1976, 1977
Coleman Feeley, 2008
Joe Ferguson, 1962, 1963
Guy Fernandez, 2005
Herb Ferrill, 1946, 1947, 1948
Lewis Fields, 1988, 1989, 1990
Reggie Finch, 1991, 1992
Robert Finklea, 1964, 1965
Mike Fisher, 1981, 1983
Robert Fisher, 1968
Casey Fitzgerald, 2005, 2006, 2007, 2008
Mike Flanagan, 1989, 1990
Ed Fleming, 1985
Ronnie Fleming, 1971, 1972
Noe Flores, 1959, 1960, 1961
Ken Fontno, 1971
Charles Ford, 1989, 1990, 1991
Edsel Ford, 1987, 1988
Tony Ford, 1972, 1973, 1974
Nance Formagus, 1940, 1941
Aaron Fortenberry, 2009
Joel Foster, 2003, 2004, 2006
Rudy Forti, 1994, 1995
Tommy Fouts, 1937
Guy Fowler, 1964, 1965
Lyndon Fox, 1969, 1970, 1971
Jimmy Franklin, 1969, 1970, 1971, 1972
Troy Franklin, 2008
Fred Freeman, 1928, 1929
Winston Freeman, 1960, 1961, 1962
Ulysses Fromm, 1922, 1923
Kelly Fry, 1975, 1976, 1977
Randy Fry, 1975, 1976
Zack Fry, 1973, 1974
Randall Fuller, 1990, 1991
Bobby Furrh, 1946, 1948
Brian Futrell, 1998, 1999

↳ G

Kevin Galbreath, 2001, 2002
Paul Gallamore, 1988, 1989, 1990
Bob Gandy, 1949, 1950
Judge Gambill, 1927
Bernard Gantt, 1913
Randy Gardner, 2000, 2001, 2002
J.C. Garrett, 1973
Dan Garza, 1942
Tony Gates, 1996, 1997, 1998, 1999
Mike Gattis, 1967, 1968
Adkins Gay, 1933
Clayton George, 1990, 1991, 1992, 1993
James Gibson, 1966, 1967, 1968
LeRoy Gibson, 1942, 1946
Travis Gibson, 1990, 1991, 1992, 1993
Joe Gieb, 1942, 1945, 1946
Troy Gilbert, 1961
James Victor Gill, 2007, 2008, 2009
Richard Gill, 1968, 1969
Steve Gilliard, 1994
Eddrick Gilmore, 2005, 2007, 2008, 2009
Tom Gipson, 1969, 1970
Lennis Givens, 1970
Bryan Glass, 2007, 2008
Rex Glendenning, 1976, 1977, 1978

John Glenn, 1952
Tommy Glenn, 1965, 1966
Bill Glover, 1935
Chris Glover, 1988
Sam Golden, 1971, 1972, 1973
Philip Gonzales, 1962, 1963, 1964
Buck Goode, 1918, 1919, 1920
Charles Goodson, 1960
Derek Gordon, 1998, 1999
Fred Gordon, 1977, 1978
Robbie Gordon, 2007, 2008, 2009
Ted Gosline, 1971, 1972, 1973
Brian Gothard, 1991, 1992
Toby Gowin, 1993, 1994, 1995, 1996
Benny Graham, 1940, 1941
Jeff Graham, 1994, 1995, 1996
Wynne Graham, 1916, 1917
S.M. Granstaff, 1936
Robert Grant, 1996, 1997
Phillip Graves, 2003, 2004, 2005, 2006
Dennis Gray, 1964
Edgar Gray, 1956, 1957, 1958
Tommy Gray, 1949, 1950, 1951
Dominique Green, 2005, 2006
Ollie Green, 1973, 1974, 1975, 1976
Shawn Green, 1997
Thomas Green, 1986, 1987
Charles Greene, 1967
DeLon Greene, 1990, 1991, 1992
Joe Greene, 1966, 1967, 1968
Major Greene, 1987, 1988, 1989, 1990
Harold Greer, 1970
I.B. Griffith, 1920, 1924, 1925
Coylin Grimes, 1994, 1995, 1996, 1997
Robert Griswold, 1967
Bill Groce, 1957, 1958, 1959
Byron Gross, 1987, 1988, 1989, 1990
Sterling Guest, 1995, 1996
Josh Gulley, 1995

↳ H

Glynn Hachtel, 1969, 1970, 1971
Eugene Haecker, 1957, 1959
Marvin Hagan, 1977, 1978
David Hagerman, 1977, 1978, 1979
Greg Hahn, 1972
Ken Hall, 1951, 1952
Rodney Hall, 1994, 1995
Cory Hall, 2002
Scott Hall, 2000, 2001, 2003, 2004
Jimmy Hamic, 1991
Dick Hamilton, 1958, 1959
James Hamilton, 2008, 2009
Hugh Hamm, 1978, 1979
Brad Hammit, 1973, 1975, 1976
Bill Hammond, 1951
Lateef Hampton, 1996, 1997
John Hansard, 1919, 1920, 1921
Artie Hanson, 1942
Bob Hardie, 1951, 1952
Cedric Hardman, 1968, 1969
T. K. Hardy, 1949, 1950
Burkley Harkless, 1965, 1966
Robert Harmon, 2004, 2005, 2006
Gabe Haro, 1999, 2000, 2001
Lester Harper, 1980, 1981, 1982
Lee Harrington, 1973, 1974
Bob Harris, 1930, 1931
Jeff Harris, 1997, 1998, 1999, 2000
Kevin Harris, 1982, 1983
Sidney Harris, 1974, 1975
E.B. Harriss, 1925, 1926
Allan Harrison, 2003, 2004
Bo Harrison, 1994, 1995, 1996, 1997
Tommy Harrison, 2001, 2002, 2003, 2004
Paul Hartsfield, 1991, 1992
Aaron Harvey, 2003
Pete Harvey, 1978, 1979, 1980, 1981
Richard Harvey, 1949, 1950, 1951
Gerry Hawkins, 1960, 1961, 1962
Carl Hayes, 1970
Mike Hayner, 1971, 1972
Abner Haynes, 1957, 1958, 1959
Charles Haynes, 1967
Howard Haynes, 1931, 1932
Louis Haynes, 1979, 1980, 1981
Jack Hays, 1952, 1953
Charles Goodson, 1960
Clyde Hebert, 1970, 1971, 1972
Don Helms, 1931
Bart Helsley, 1989, 1990
Bob Helterbran, 1968, 1969
Jack Hemby, 1967
Keronna Henderson, 2005, 2006, 2007, 2008
Ralph Henderson, 1978, 1979, 1980
R.C. Hendrix, 1975, 1976
Rick Hendrix, 1979
Chad Henkleman, 1993, 1994, 1995
Mike Henry, 1975, 1976, 1977
Randy Henry, 1967
George Herring, 1957, 1958, 1959
Wilson Herring, 1931, 1932
Darron Hester, 1998, 1999
Lanier Hester, 1935, 1936, 1937
Fred Hickman, 1949, 1950
Michael Hickmon, 1999, 2000, 2001, 2002
Gary Hicks, 1966
Shawn Hicks, 1991, 1992
Olvis Hicks, 1940
Cliff Higgs, 2005, 2006, 2007
Michael High, 1991, 1992, 1993, 1994
Wayne Hightower, 1947
Kylie Hill, 2008, 2009
Morcellius Hill, 1995, 1996, 1997
Royce Hill, 2008, 2009
Rusty Hill, 1980, 1981, 1982
L.W. Hillian, 1936, 1937
Richard Hinch, 1971, 1972
Greg Hirsch, 1993, 1994
George Hoagland, 1952, 1953
Ian Hobbs, 2000, 2002, 2003
Preshie Hodge, 1971
Byron Hoffreck, 1986, 1987
Robert Hoffman, 1995
Joe Holbert, 1935, 1936
Clint Holden, 1988
Gabe Holivay, 2008, 2009
Henry Holland, 1965, 1966, 1967
Kendrick Hollie, 1996, 1997, 1998
J.T. Hollins, 1974, 1975, 1976
Chuck Holloway, 1959, 1960, 1961
Glen Holloway, 1967, 1968, 1969
Aaron Holly, 1999, 2000
Louis Holman, 1971, 1972, 1973
Maurice Holman, 2005, 2006, 2007
Johnnie Holmes, 1980, 1981, 1982, 1983
Glenn Holtzman, 1952, 1953
Dennis Hopovac, 2003, 2004, 2005, 2006
Nick Hoppe, 1999, 2000
Chris Hornbeak, 1993, 1994, 1995, 1996
Randy Horton, 1989, 1990
Kevin Howard, 2000, 2001, 2002, 2004
Oscar Howard, 1965
Tom Howarth, 1928, 1928, 1929
Maxwell Howe, 1941
Tom Howey, 1979, 1980, 1981, 1982
Tommie Hudgins, 1946
Randy Hudson, 1985
Willis Hudson, 1993, 1994, 1995
Roy Huffines, 1919
Bill Hughes, 1917
Bobby Hughes, 1951, 1952
Griff Hughes, 1952
Michael Hughes, 1980, 1982, 1983
Willie Hughes, 1989, 1990, 1991, 1992
Ronald Hull, 2006
Rex Humbarger, 1971, 1972, 1974
Roy Humphrey, 1968
Ray Hundley, 1922, 1923, 1924, 1925
David Hunt, 1982, 1983, 1985



Steve Hunt, 1995, 1996, 1997
 W.A. Hunter, 1940
 Chris Hurd, 2000, 2001, 2002, 2003
 Leslie Hurley, 1997
 Eli Hutchison, 2004, 2005

↳ I

Norm Ingebritsen, 1951, 1952
 Glenn Ingram, 1966
 Warren Isaac, 1972, 1973, 1974
 James Ivy, 1966, 1967, 1968

↳ J

Mike Jacko, 1981, 1982, 1983
 Bernard Jackson, 1978, 1979
 Brandon Jackson, 2004, 2005, 2006, 2007
 Jamaal Jackson, 2009
 Kelvin Jackson, 2009
 Roland Jackson, 1992, 1993, 1994, 1995
 Ty Jackson, 1999, 2000, 2001
 Vance Jackson, 1973
 Coy Jacobs, 1992, 1993
 H.G. James, 1913, 1914
 I.T. James, 1937, 1939
 Leonard James, 1938
 Harlan Jefferson, 1980, 1981, 1982, 1983
 Lavelle Jenkins, 1974, 1975
 Clay Jennings, 1992, 1993, 1994, 1995
 Leonard Jeter, 1963
 Dick Johns, 1936, 1937
 Bill Johnson, 1986, 1987, 1988
 Breece Johnson, 2007, 2008
 Charles A. Johnson, 1971, 1972, 1973
 Charles Johnson, 1975
 Clifford Johnson, 1938
 Churn Johnson, 1919
 Garvin Johnson, 1925
 Joe Johnson, 1996, 1997, 1998
 J.J. Johnson, 2008, 2009
 Julius Johnson, 1936, 1937, 1938
 Marvin Johnson, 1922, 1923,
 Rex Johnson, 1987, 1988
 Richard Johnson, 1951, 1952
 Roderick Johnson, 2007, 2008
 Andrew Jones, 1995, 1996, 1997
 Calvin Jones, 1919
 Craig Jones, 2000, 2001, 2002, 2003
 Lowell Jones, 1928
 Malcolm Jones, 1976, 1977, 1979, 1980
 Mike Jones, 1975, 1976, 1977
 Ronnie Jones, 1963, 1964
 Steve Jones, 1965
 Terry Jones, 1985
 Jonathan Jusiewicz, 2002

↳ K

Brad Kadlubar, 2002, 2003, 2004
 Martin Kahn, 1963, 1964, 1965
 Brad Kassell, 1998, 1999, 2000, 2001
 Jeff Katon, 1985, 1986, 1987, 1988
 Josh Kay, 1999, 2000
 Buck Keahey, 1916, 1917, 1918
 Tom Kelly, 1978
 Fred Kelsay, 1918, 1919
 Jolley Kelsay, 1935, 1936
 Horace Kembell, 1942, 1945, 1946
 Bill Kemplin, 1947, 1948
 Brandon Kennedy, 2000, 2001, 2002, 2003
 Paul Kerestine, 1978, 1979
 David Kevin, 1972, 1973
 Iseed Khoury, 1975, 1976, 1977
 Don King, 1977, 1978
 Garry King, 1973, 1975, 1976, 1977
 Leon King, 1957
 Bill Kirbie, 1959, 1960, 1961
 David Kirk, 1973, 1975
 Frank Klein, 1957, 1958, 1959

Harold Knight, 1963
 Jeremy Knott, 2008, 2009
 Sidney Knowles, 1922, 1923, 1924
 Wenton Knowles, 1932, 1934
 Markeith Knowlton, 2001, 2002, 2003, 2004
 Brad Koch, 1990, 1991
 Marc Koke, 1995, 1996, 1997
 Troy Kokjohn, 2008, 2009
 Mickey Koonce, 1954, 1955
 Ted Koonce, 1940, 1941
 Kail Krider, 2007
 J.B. Kuehl, 1942
 Julian Kuehl, 1946, 1948
 Dennis Kuithe, 1980, 1981, 1982, 1983
 Herb Kunz, 1991
 Rich Kuranda, 1988
 Larry Kuykendall, 1973, 1974
 Roy Kyle, 1940

↳ L

Dennis Lackey, 1967
 Dan LaGrasta, 1951, 1952, 1953
 Charles Laine, 1951, 1952, 1953
 Bill Lalicker, 1945, 1946, 1947, 1948
 Bill Lammes, 1949, 1950
 David Lancaster, 1961
 Chris Land, 2000
 Charles Langford, 1919, 1920
 James Langston, 1986, 1987
 Bobby Lankford, 1951
 Melvin Lark, 1976, 1977, 1978, 1979
 Bill Lawhorn, 1949, 1950
 Jack Lawless, 1949, 1950
 Pete Lawless, 1947, 1948
 Frank Lawlis, 1960, 1961
 Clark Lawrence, 1972, 1973
 James Leatherwood, 1964
 Greg Lee, 1984, 1985
 Laymonde Lee, 1995, 1996, 1997, 1998
 Marlon Lee, 1999, 2000
 Robbie Legg, 1985, 1986, 1987, 1988
 Jim Lemming, 1977, 1978, 1979, 1980
 Dennis Lemmons, 1973, 1974
 Wilmer Levels, 1969, 1970
 Ralph Lewerenz, 1982, 1982, 1983
 B. J. Lewis, 2007, 2009
 Dhathi Lewis, 1996, 1997
 George Lewis, 1976, 1977
 Glenn Lewis, 1977, 1978
 Henry Lewis, 1925
 Reginald Lewis, 1975, 1976, 1977, 1978
 Eric Lichty, 2007
 Peter Linck, 1962, 1963, 1964
 Dick Lindsay, 1945, 1946, 1947, 1948
 Jay Linville, 1982, 1983
 Dylan Lineberry, 2004, 2005, 2006
 Bernie Little, 1974, 1975, 1976
 Ret Little, 1967, 1968, 1970
 Phillip Littlejohn, 1995, 1996, 1997, 1998
 James Littlepage, 1961, 1962, 1963
 Jeff LoCaste, 1977, 1978, 1979
 Carl Lockhart, 1962, 1963, 1964
 Tim Loftin, 1975, 1976, 1977
 Bob London, 1928, 1929, 1930
 Jack London, 1920
 Audie Long, 1963, 1964, 1965
 Rondy Long, 1990
 Roy Loren, 2006
 Alex Lott, 2008, 2009
 Andy Lott, 1998, 1999
 David Lott, 1954, 1955, 1956
 John Lott, 1984, 1985
 John Love, 1965, 1966
 Loyd Lowe, 1948, 1949, 1950
 Weldon Lucas, 1929, 1930
 Noel Luna, , 2007
 H.H. London, 1921
 Richard Lynn, 1919
 Greg Lyssy, 1980, 1981, 1982

↳ M

Greg Mabra, 1991
 Dominique Mackey, 2001, 2003, 2004
 Marshall Magill, 1913, 1914
 Dave Maggard, 1932, 1933
 David Magnenat, 1960, 1961, 1962
 Colt Mahan, 2006, 2007, 2008
 Mitch Maher, 1991, 1992, 1993, 1994
 Henderson Malone, 1931, 1932
 Onel Malone, 1928, 1929
 Ed Maltony, 1954, 1955
 Roderick Manning, 1986, 1987, 1988
 Rogdrick Manor, 1994, 1995
 Michael Marr, 1967, 1968, 1969
 Gordon Marshall, 1975
 George Marshall, 2000, 2001, 2002
 Cecil Martin, 1947, 1948, 1950
 Elbert Martin, 1931
 Jarrod Martin, 1998
 Paul Martin, 1974, 1975, 1976, 1977
 Roger Martin, 1934, 1935, 1936
 Wesley Martin, 1937
 J.D. Martinez, 1987, 1988, 1990
 Ernie Marvel, 1948, 1949, 1950, 1951
 Corie Massey, 2000, 2002
 Johnny Mata, 1966, 1967
 Jeremi Mathis, 2009
 Travis Matlock, 2000
 Greg Matthews, 1990, 1991, 1992, 1993
 Paul Matthews, 1934
 Jason May, 2003, 2005
 Sean Mayes, 1990, 1991, 1992, 1993
 Dan McAlister, 1918, 1919, 1920
 Cougar McBride, 2001
 Fred McCain, 1945, 1946, 1947, 1948
 Bob McClendon, 1951, 1952
 Sam McClure, 1926, 1927, 1929, 1930
 Benny McCollum, 1959, 1960
 L.L. McCombs, 1924, 1925
 Steve McCoy, 1969
 Glen McCracken, 1915, 1918
 Loren McCray, 1919, 1920, 1921
 Maurice McCray, 1922, 1923, 1924
 James McCurin, 1977, 1978
 James McDaniel, 1938, 1939, 1940
 Kevin McDaniel, 1991
 Ed McDonald, 1969, 1970
 Danny McElroy, 1982, 1983
 Ray McFarland, 1980
 Gordon McFeders, 1984, 1985, 1986, 1987
 Ray McGallion, 1949, 1950, 1951
 Don McGee, 1999, 2000, 2001, 2002
 Randal McGee, 1949, 1950
 John McGill, 1988, 1989, 1990
 Bill McGinnis, 1960
 Charlie McGinty, 1951, 1952, 1953
 David McGinty, 1986, 1987, 1988
 Efreem McGowan, 1981, 1982, 1983
 Broderick McGrew, 1996, 1997, 1998, 1999
 James McIngvale, 1972, 1973
 Leland McIntyre, 1939, 1940
 Chris McIver, 1999, 2000, 2001, 2002
 Dan McIver, 2000
 Dwyer McKeith, 1997
 Vertis McKinney, 1994, 1995
 LaDarrin McLane, 1997, 1998, 1999, 2000
 Shane McLaughlin, 1991, 1993, 1994, 1995
 Mitch McManus, 1981, 1982, 1983
 Russell McMillan, 1990, 1991, 1992
 Arther McNac, 2003, 2004
 Mark McNeely, 1978
 Jim McNeill, 1927
 Ned McNeill, 1945, 1946, 1947, 1948
 Bill McWatters, 1962
 Loyd McWhirter, 1941
 Daniel Meager, 2005, 2006, 2007, 2008
 Matt Menard, 2007, 2008
 Derek Mendoza, 2004, 2005, 2006, 2007
 Tony Merriwether, 1980, 1981, 1982, 1983
 Leonard Mershon, 1937, 1938

Tom Middaugh, 1984, 1985, 1986, 1987
 Albert Mikeska, 1941, 1941
 Ben Miller, 2000, 2001, 2002
 Carl Miller, 1922, 1923, 1924, 1925
 Chris Miller, 2002, 2003, 2004, 2005
 Don Miller, 1976
 Jackie Miller, 1971
 Joseph Miller, 2005, 2006, 2007, 2008
 Kevin Miller, 1985, 1986, 1987, 1988
 Ron Miller, 1976
 Chuck Mills, 1968, 1969
 Jason Mills, 1994, 1995
 Andy Milum-Lott, 1998
 Mike Minter, 1984, 1985
 James Mitchell, 2003, 2004, 2005, 2006
 Julius Mitchell, 1976, 1977, 1978, 1979
 Mark Mitchell, 1994
 Joe Milton, 1969, 1970
 Joey Missildine, 1991, 1992
 Shields Mitchell, 1949
 Walter Mitchell, 1937, 1938
 James Moffitt, 1969
 Mark Molamphy, 2001
 Art Molina, 1981-82
 Chris Moncrief, 1972
 Brandon Monroe, 2004, 2005, 2006, 2007
 Charles Monroe, 1987, 1988, 1989, 1990
 Cam Montgomery, 2008, 2009
 Carl Montgomery, 1941
 Corbin Montgomery, 1997, 1998
 Wes Montgomery, 1987, 1988
 Health Moody, 1997, 1998, 1999, 2000
 Monty Moon, 1984, 1985, 1986, 1988
 Barry Moore, 1968, 1969
 Ben Moore, 1952, 1953
 Curtis Moore, 1965, 1967
 Elbert Moore, 1927, 1928
 James Moore, 1962, 1963, 1964
 John C. Moore, 1918
 J.D. Moore, 1931, 1932
 Kevin Moore, 2003, 2004
 Red Moore, 1917
 Rodney Moore, 1981, 1982, 1983
 U.G. Moore, 1928
 Thomas Moreland, 2007
 David Morgan, 1997, 1998, 1999
 Velton Morgan 1989, 1990
 David Morris, 1977, 1978, 1979, 1980
 Peter Morriss, 1973, 1975, 1976
 Marty Morrison, 1976, 1977, 1978, 1979
 Andre Mosely, 1980, 1981, 1982, 1983
 Wendall Mosely, 1990, 1991
 Dale Moses, 1979, 1980, 1981, 1982
 Micah Mosley, 2007, 2008, 2009
 Bill Moss, 1959
 Howard Moss, 1973, 1974, 1975
 Wayne Mueller, 1961, 1962, 1963
 Jeff Muenchow, 1999, 2000, 2001, 2002
 Garvin Mugg, 1942
 Troy Mullins, 1932, 1933
 Durwood Mumford, 1941, 1947
 Scott Murphy, 1995, 1996
 Charles Murray, 1977, 1978
 Tom Murskie, 1964, 1965
 Milton Musick, 1942
 Zachary Muzzy, 2004, 2005, 2006
 Roy Myers, 1968, 1969
 Terence Myracle, 1926
 Williams Myers, 1918, 1919, 1920, 1925

↳ N

Boyce Nall, 1938, 1939, 1940
 Paul Nance, 1979, 1980, 1981, 1982
 Chris Neal, 2007, 2008, 2009
 David Neale, 1964, 1965
 Butch Neasley, 1967, 1969
 Brian Nelson, 2007
 Gordon Nelson, 1963
 John Ed Nelson, 1964
 Kendell Nelson, 1984, 1985, 1986, 1987
 Tommy Nelson, 1971



HISTORY

↳ letterwinners

Chris Nevins, 2003, 2004
 Roy Newman, 1951, 1953
 Jonathan Newton, 1978, 1979
 James Nichols, 1932, 1933, 1934
 Winton Noah, 1924, 1925, 1926
 Damion Nobles, 2003, 2004
 H.C. Nolte, 1942
 Levene Norman, 1972, 1973
 Ed Norris, 1940
 Latif Nurudeen, 2007, 2008
 Richard Nutt, 1947, 1948
 Joel Nwigwe, 2002, 2003, 2005, 2006
 Tobe Nwigwe, 2006, 2008, 2009
 Larry Nyquist, 1956

↳ O

K.C. Obi, 2009
 Jimmy Odoms, 1975, 1976, 1977, 1978
 Walter O'Farrell, 1949, 1950
 Bill Oglesby, 1942, 1945, 1946, 1947
 E.O. Oglesby, 1914, 1915
 Ford Oglesby, 1913, 1914, 1915
 Mike Oliphant, 1976, 1977, 1978, 1979
 Joe Oliver, 1958, 1959, 1960
 Ivan Oliver, 1922, 1923, 1924
 Ken O'Neill, 1971, 1972
 Sutton Orenbaum, 1940, 1941
 Chris Osborne, 1979
 Michael Outlaw, 2009
 Bobby Owen, 1972, 1973, 1974, 1975
 Ed Owens, 1984, 1985, 1986, 1987
 Sam Owusu-Hemeng, 2007, 2008, 2009

↳ P

Sam Pack, 1972
 Alex Pahulu, 2000, 2001
 Jerry Pair, 1959
 Ron Paris, 1998, 1999, 2000, 2001
 Sam Parker, 2000, 2001
 Walt Parker, 1938, 1939
 W.E. Parker, 1938
 Willie Parker, 1969, 1970
 Montrell Parks, 2001, 2002
 Terry Parks, 1959, 1960
 Zane Paschall, 1985, 1986, 1987, 1988
 Ephraim Patterson, 2005
 Vince Patterson, 1996, 1997, 1998, 1999
 Bryan Paxton, 1989, 1990
 Crillon Payne, 1938, 1939
 Robert Peachey, 2006
 Jeremy Pearl, 2001, 2002, 2003
 Charles Peck, 1967
 Erric Pegram, 1988, 1989, 1990
 Homer Pegram, 1933, 1934, 1935
 John Pegues, 1974
 Shelton Pendarves, 1971, 1972, 1973
 Robert Penn, 1988
 A. J. Penson, 2007, 2008, 2009
 Robert Pentecost, 1936
 Arthur Perkins, 1959, 1960, 1961
 James Perry, 1978, 1979, 1980
 Corry Pertile, 1997, 1998, 1999, 2000
 Fred Pertile, 1997, 1998, 1999, 2000
 Steve Petcavage, 1976
 Andre Phillips, 1996, 1997, 1998
 Cecil Phillips, 1939
 James Phillips, 1936
 Jeremy Phillips, 2009
 Kevin Phillips, 1986, 1987
 Kim Phillips, 1986, 1987, 1988
 Matt Phillips, 2005, 2006, 2007, 2008
 Rudolph Phillips, 1977, 1978, 1979, 1980
 Jerry Pickens, 1983
 Paul Pierson, 1931, 1932, 1933
 Mike Pirkle, 1960, 1961, 1962
 Steve Piskor, 1990, 1991
 Chase Pistole, 2005
 Rex Pitts, 1965
 Sam Pogue, 1949, 1950, 1951

T.A. Pollan, 1920, 1921, 1925
 Matt Ponce, 2009
 Gene Pool, 1985, 1986, 1987, 1988
 Lawrence Pool, 1929, 1930
 Ted Pospisil, 1967, 1968
 James Potts, 1913, 1914
 Tommie Powell, 1971
 Frank Powers, 1940, 1941
 J.W. Powlledge, 1914
 Bobby Price, 1961, 1962
 Greg Price, 1993, 1994
 Tom Price, 1964, 1965, 1966
 Larry Priestley, 1965
 Walter Priestley, 2001, 2002, 2003, 2004
 Daniel Prior, 2009
 Perry Pruett, 1968, 1969, 1970
 Michael Pruitt, 2003, 2004
 Sky Pruitt, 2004, 2005, 2006
 Joe Mack Pryor, 1957, 1958
 Jim Puryear, 1952, 1953
 John Pyszynski, 1970, 1971

↳ Q

Charles Qualls, 1949, 1950, 1951
 Mark Quinlan, 1968, 1969
 Johnny Quinn, 2003, 2004, 2005, 2006

↳ R

Howard Ramey, 1957
 Kelly Ramsey, 1995
 Steve Ramsey, 1967, 1968, 1969
 J.R. Randle, 1999, 2000, 2001, 2002
 Willie Ransom, 2005
 David Ray, 1975, 1976, 1977
 Glen Ray, 1975, 1976
 Justin Ray, 1993, 1994, 1995, 1996
 Bob Reams, 1947, 1948
 Jay Record, 1980, 1981
 Troy Redwine, 1993, 1994, 1995
 Beasley Reece, 1973, 1974, 1975
 Charles Reece, 1990, 1991
 Dan Reeder, 1981, 1982, 1983
 DeWayne Reeder, 1984, 1985
 Gene Reese, 1967
 Tony Reese, 1965, 1968
 Barrett Reeves, 1942
 Otis Reeves, 1935, 1937
 Brett Renfro, 1993, 1994, 1995, 1996
 Dean Renfro, 1951, 1952, 1953
 John Renfro, 1954, 1955
 Ray Renfro, 1949, 1950
 Zene Renfro, 1979, 1980, 1981, 1982
 Rex Repass, 1934, 1935, 1937
 Tye Rexrode, 2006
 Mac Reynolds, 1954, 1955, 1956
 Ralph Reynolds, 1951, 1952
 Mike Rhone, 1984, 1985, 1986, 1987
 Clay Rice, 1928
 Don Rice, 1971
 Ronny Rice, 1957, 1958, 1959
 Jeff Richards, 1930
 Bobby Richardson, 1960
 Marvin Richardson, 1982, 1983
 Paul Richardson, 1942
 Charles Ricks, 1937, 1938
 Chris Ridgeway, 2000
 Louis Rienzi, 1945, 1946, 1947, 1948
 James Riggs, 1939, 1940
 Frank Riley, 1922, 1923, 1926
 Ron Riley, 1996, 1997
 Todd Rimbey, 1995, 1996
 Johnnie Riola, 1938, 1939, 1940
 Dallas Rish, 1930, 1932, 1933
 Thomas Ritchey, 1966
 John Roady, 1922, 1923
 Ralph Roberson, 1985, 1986, 1987, 1988
 Ray Roberson, 1949, 1950
 Sam Roberson, 2008, 2009
 Craig Robertson, 2007, 2008, 2009
 Ed Robertson, 1946

Evan Robertson, 2006
 Donald Robinson, 1935
 Foster Robinson, 1913
 Jerry Robinson, 1972
 Nathan Roberts, 2000
 Jeff Rodgers, 1997, 1998, 1999, 2000
 A.B. Rogers, 1933
 Bill Rogers, 1949, 1950, 1951
 James Roller, 1977
 Scott Rollins, 1997, 1998, 1999
 Eryn Roman, 2007
 Ronnie Romike, 1963, 1964, 1965
 Chad Rose, 2005, 2006, 2008
 Morris Rose, 1958, 1959
 Steve Rose, 1965, 1968
 Draylen Ross, 2006, 2008, 2009
 Richard Ross, 1978
 Forrest Rucker, 2009
 Nick Ruggerie, 1940
 Ramon Ruiz, 1956
 Tommy Runnels, 1952, 1953, 1954
 James Russell, 1965, 1966, 1967
 Jerry Russell, 1956, 1957
 Kyle Russo, 2008
 Earl Rutledge, 1913, 1914
 Bill Ryan, 1961, 1962, 1963
 John Ryan, 2000, 2001, 2002

↳ S

Jay Saad, 1982, 1983
 Steve Sakis, 1972
 Gregg Sanders, 1987, 1988
 Robert Sanders, 1964, 1965
 Esteban Santiago, 2007, 2008, 2009
 Kendrick Sapp, 1996, 1997, 1998, 1999
 Hurler Scales, 1971, 1972
 Johnny Schindler, 1984, 1985
 Herbert Schulze, 1960, 1961, 1962
 Paul Schulze, 1980, 1981, 1982
 Clare Seay, 1931, 1932
 Gayle Sebastian, 1933
 Bryant Seidle, 2006, 2008, 2009
 J.R. Selexman, 1990
 W.B. Self, 1942
 Ken Selph, 1961, 1962, 1963
 Fritz Shankles, 1915
 Ronnie Shanklin, 1967, 1968, 1969
 Joe Sharp, 1942
 Dennis Shaw, 1954, 1955
 Jerrell Shaw, 1957, 1958
 Bruce Shaw, 1942
 Rick Shaw, 1971, 1972, 1973
 Floyd Shawver, 1929, 1931
 Bill Sheffield, 1938, 1939, 1940
 Charles Shepard, 1951, 1952, 1953, 1954
 John Shepherd, 1974
 DeWayne Sheppard, 1987, 1988
 Robert Sheppard, 1934, 1935, 1936
 Jim Sherburn, 1956, 1957, 1958
 Strickland Shoefner, 1941
 Harold Shoemaker, 1936, 1942
 Johnny Shoemaker, 1936, 1938
 Michael Shook, 1967, 1968
 John Shorter, 2008, 2009
 Phil Shotland, 1971, 1972, 1973
 Paul Shotwell, 1975, 1976, 1977
 Dan Shurley, 1992, 1993
 Fred Sigler, 1928, 1929
 Luis Silva, 1991, 1992, 1993, 1994
 Bruce Simmons, 1957, 1958
 James Simmons, 1922, 1923, 1924
 Charles Simpson, 1981, 1982, 1983
 Ilias Simpson, 2003, 2004
 Richard Sims, 1984, 1985
 Walter Sims, 1976, 1977, 1978
 Mike Sizelove, 1981, 1983
 Ted Sizemore, 1920
 George Skipper, 1954
 Fred Slack, 1921, 1922, 1923, 1924
 Phillip Slater, 1956, 1957

Rudolph Smart, 1927, 1928
 Ted Smart, 1926
 Andrew Smith, 2002, 2003
 Basil Smith, 1942
 Bert Smith, 1917
 Brad Smith, 1993, 1994
 Brian Smith, 1994, 1995
 Bobby Smith, 1961, 1962, 1963
 Charlie Smith, 1978, 1979, 1980, 1981
 Dan Smith, 1959, 1961
 Don Smith, 1954, 1955, 1956
 Ellery Smith, 1990
 Garry Smith, 1974, 1975
 Gary Smith, 1975, 1976, 1977
 Ira Smith, 2009
 Isiah Smith, 2007, 2008
 James Smith, 1970, 1971
 James F. Smith, 1945, 1946, 1947, 1948
 J.T. Smith, 1974, 1975, 1976, 1977
 Ken Smith, 1975, 1976, 1977
 Larry Smith, 1974, 1975
 Lou Smith, 1986, 1987, 1988
 Mark Smith, 1980
 Raymond Smith, 1929, 1930, 1931
 Royce Smith, 1973, 1976
 Todd Smith, 1983, 1984, 1985
 Tommy Smith, 1954, 1955
 Whit Smith, 1979, 1980
 John Snead, 1954, 1955
 C.B. Snyder, 1920
 Weston Squire, 2009
 Cecil Sountagg, 1931, 1932
 Mike South, 1990, 1991
 Bill Spencer, 1966
 Cody Spencer, 2001, 2002, 2003
 Richard Spencer, 1966
 Thomas Spencer, 2000
 Truman Spencer, 2005, 2006, 2007, 2008
 Brad Spinks, 1993, 1994, 1995, 1996
 Charles Sportsman, 1924, 1925
 Carl Sprock, 1983, 1984, 1985
 Spencer Stack, 1999, 2000, 2001
 Tom Standifer, 1914
 Sammy Stanger, 1957, 1958, 1959
 Bobby Stansel, 1954
 C.H. Starnes, 1913, 1914
 John Starnes, 1981, 1982, 1983
 Steve Stephenson, 1917
 Ron Sterling, 1998, 1999
 Joe Stevenson, 1978, 1979, 1980
 Montey Stevenson, 2004, 2005, 2006, 2007
 Doug Stewart, 1954
 Jonathan Stewart, 2007, 2008
 Matt Stewart, 1980, 1981, 1982
 Lawrence Stickland, 1951, 1952
 Brock Stickler, 2005, 2006, 2007, 2008
 Billy Still, 1995, 1997
 Gaines Stovall, 1963, 1964
 Johnnie Stovall, 1934, 1935
 P.B. Stovall, 1935, 1936
 Bob Stout, 1972, 1973
 Jim Stuart, 1949, 1950
 Arthur Stubblefield, 2007
 Mike Sturm, 1969
 Jerry Suhler, 1965, 1966, 1967
 Steve Sullivan, 1969, 1970, 1971
 Larry Sullivant, 1960, 1961, 1962
 Lloyd Sutton, 1970
 Willard Sutton, 1933, 1934, 1935
 Lawrence Svehlak, 1961, 1962
 Wendell Swann, 1949, 1950
 Sammy Swierc, 1974, 1975, 1976
 Jim Swords, 1968, 1969
 Marquis Sykes, 2007, 2008

↳ T

Jimmie Tallant, 1935, 1936
 Elmer Tampke, 1924, 1926, 1927, 1928
 R.A. Tampke, 1921
 Jarrell Tarpley, 1984, 1985, 1987, 1988
 Ed Tasby, 1970, 1971



Arichie Tatum, 1980
 Kiev Tatum, 1987, 1988
 Tony Taveras, 2007
 Leo Taylor, 1968, 1969
 Weldon Taylor, 1933, 1934, 1935
 Willie Taylor, 2009
 Harold Teal, 1954, 1955
 Kerry Tecklenburg, 1980, 1981, 1982, 1983
 Darrell Terrell, 1978, 1979, 1980
 George Terrell, 1951
 Scott Terry, 1991
 Weston Thaggard, 2002, 2003, 2004
 Theon Thetford, 1957, 1958
 Isaac Thomas, 2005, 2006, 2007, 2008
 Jamario Thomas, 2004, 2005, 2006, 2007
 Larry Thomas, 1962, 1963, 1964
 Mike Thomas, 1999
 Richard Thomas, 1990
 Stan Thomas, 1993, 1994
 Kevin Thomes, 1986, 1987
 Derek Thompson, 2009
 Doyle Thompson, 1930
 Mike Thompson, 1982, 1983
 Wade Thompson, 1925, 1926
 James Thorne, 1971
 Michael Thrash, 2002, 2003
 Matt Tiemann, 1984
 Oran Tipps, 1918
 Andy Todd, 1990, 1991, 1992, 1993
 Matt Tomlinson, 2009
 Ray Toole, 1956, 1957
 F. H. Toombs, 1915
 Trent Touchstone, 1988, 1989
 Bob Tricks, 1969, 1970
 Everett Truitt, 1980, 1981, 1982
 Glenn Tucker, 1969, 1970
 Robert Tucker, 1966, 1967
 Nathan Tune, 2007, 2008, 2009
 Charles Turner, 1935, 1936
 R.E. Turner, 1925
 Reginald Turner, 1973
 Matt Turney, 1999, 2000, 2001, 2002
 Jeff Tutson, 1988, 1989, 1990

↳ U

Wayne Ulmer, 1962

↳ V

Greg Van Ness, 1973
 Don Vardell, 1966, 1967, 1968
 Les Varner, 1973
 Jack Vaughn, 1931, 1932, 1933
 George Veit, 1952, 1953, 1954
 Adam Venegas, 2005, 2006, 2007
 Gene Verkerk, 1951, 1952
 Ray Verkerk, 1951, 1952, 1953
 Danny Vick, 1980, 1981, 1982, 1983
 Harold Vick, 1937
 Brian Vickers, 1991
 Don Vickers, 1962
 Reb Villard, 1917
 Leon Vinyard, 1937, 1938, 1939
 Giovanni Vizza, 2007, 2008

↳ W

Robert Waddle, 1994, 1995, 1996, 1997
 James Wade, 1963, 1964, 1965
 Jack Wages, 1954
 A.J. Waight, 1964
 Bruce Walker, 1990, 1991
 De Walker, 1937, 1938, 1939
 Doyle Walker, 1939, 1940
 Joe Walker, 1984, 1985, 1986, 1987
 Marvin Walker, 1979, 1980, 1981, 1982
 Prentiss Walker, 1929, 1930, 1932
 Reece Walker, 1991
 Tony Walker, 1989, 1990

Wayne Walker, 1990, 1991, 1992, 1993
 Charles Wallace, 1964
 Henry Wallace, 1924
 Robert Wallace, 1964, 1965
 James Walton, 1989, 1990
 David Warehime, 1982, 1983
 Frank Ward, 1989, 1990
 Garland Warren, 1954, 1955, 1956
 Justin Warren, 1999, 2000
 Steve Warren, 2005, 2006, 2008, 2009
 Shawn Wash, 1987, 1988, 1989, 1990
 Burks Washington, 1975, 1976, 1977, 1978
 Fred Washington, 1966, 1967
 Ken Washington, 1974, 1975, 1976, 1977
 Korey Washington, 2006, 2007
 Lorenza Washington, 1992, 1993, 1994, 1995
 Brian Waters, 1995, 1996, 1997, 1998
 Maurice Waters, 1942
 Dan Watson, 1995, 1996
 Terry Watson, 1994, 1995
 Bobby Way, 1957, 1958, 1959
 Fred Way, 1952, 1953
 Aaron Weathers, 2005, 2006, 2007
 Bill Weaver, 1959, 1960, 1961
 Mendel Weiss, 1994, 1995
 Jeff Webb, 1974, 1975
 Phil Wells, 1966, 1968
 Steve Wells, 1977, 1978, 1979
 Bill Wendler, 1972, 1973, 1974
 Bernard West, 1977, 1978, 1979
 Damon West, 1995
 I.M. West, 1918, 1920, 1921
 Phil West, 1986, 1987
 W.B. West, 1921
 Walter West, 1925
 Ray Whisenhunt, 1916, 1922, 1923
 Danny Whitaker, 1976, 1977, 1978, 1979
 Charles White, 1990, 1991, 1992
 Dee White, 1992, 1993, 1994
 Donald White, 1993, 1994, 1995
 Kyle White, 2009
 Lance White, 1984, 1985, 1986
 Robert Whitehead, 1998, 1999, 2000
 A.D. Whitfield, 1962, 1963, 1964
 Felton Whitlow, 1945, 1946, 1947
 Lewis Whitson, 1958, 1959, 1960
 Ralph Widacki, 1962, 1963
 Derrick Wiggins, 1987, 1988
 Ja'Quay Wilburn, 1997, 1998, 1999, 2000
 Terrence Wilburn, 1995
 J.A. Wilkerson, 1917, 1921
 Keith Wilkerson, 1989, 1990, 1991, 1992
 Michael Wilkerson, 1973, 1974, 1975, 1976
 Walter Wilkerson, 1918
 Wayne Wilkins, 1968
 Collin Williams, 1974, 1975
 Craig Williams, 1986, 1987, 1988
 Darien Williams, 2008, 2009
 Darrell Williams, 1996, 1997, 1998, 1999
 Freck Williams, 1920
 John Williams, 1947, 1948
 Mit Williams, 1913
 Pete Williams, 1968
 Steve Williams, 1985
 Victor Williams, 1966, 1967
 Welby Williams, 1939, 1940
 Ray Williamson, 1960, 1961
 Homer Willis, 1922, 1923
 Eugene Wilson, 1931, 1932, 1933
 James Wilson, 1980, 1981, 1982, 1983
 Jimmy Wilson, 1954, 1955
 Kelon Wilson, 1994, 1995, 1996
 Neal Wilson, 1964
 Noel Wilson, 1928, 1930, 1931
 Woodrow Wilson, 1934, 1935, 1936
 Woody Wilson, 2006
 Ernest Winfrey, 1954
 Brad Winn, 1997, 1998
 Albert Wirz, 1931, 1932, 1933
 Lee Wise, 1952
 John Withers, 1973
 Mark Witte, 1979, 1980, 1981, 1982

Paul Wleczyk, 1980, 1981, 1982
 Jimmy Wolff, 1965
 Greg Womble, 1979, 1980
 Royce Womble, 1949, 1950
 David Wood, 1978, 1979, 1980
 Eugene Wood, 1940, 1941
 Glen Wood, 1949, 1950
 Aaron Woodard, 1996, 1997
 Steve Woodard, 1987, 1988
 Billy Woods, 1966
 Elmer Woods, 1924
 Fred Woods, 1969, 1970, 1971
 Sears Woods, 1975
 Detriion Woodson, 1996, 1997, 1998, 1999
 Dave Woodward, 1962, 1963
 B. Wynn Wooley, 1913
 Brad Woosley, 2000, 2001
 Mayfield Workman, 1938
 Avery Wright, 1993, 1994, 1995, 1996
 Donovan Wright, 2000, 2001, 2002
 James Wright, 1961, 1962
 J. N. Wright, 1954, 1955, 1956
 Ted Wright, 1931, 1932
 Weldon Wright, 1954, 1955
 Bob Wyatt, 1969, 1970, 1971
 Koryee Wyatt, 2002, 2003

↳ Y

David Yaege, 1971, 1972
 Jim Yarber, 1974, 1975
 Terrell Yarborough, 1932, 1933, 1934
 Carlos Yearwood, 1997, 1998
 Todd Yocum, 1982, 1983
 Shane York, 1997, 1998
 Bill Young, 1972, 1973, 1974
 Charles Young, 1978, 1979, 1980, 1981
 Jay Young, 1997, 1998
 Jerry Young, 1954, 1955, 1956

↳ Z

James Zaleski, 1959, 1960
 Nicolas Zuniga, 2000, 2001, 2002, 2003



HISTORY

↳ mean green in the nfl

↳ Pro Draftees

The initial draft was held February 8, 1936. Below are North Texas' draftees since the first draft. Free agents are also included.

Year	Name, Pos., NFL Team	Rd.	Pick	Year	Name, Pos., NFL Team	Rd.	Pick
2009	Truman Spencer, P, Chargers	free agent		1970	Cedric Hardman, DE, SF 49'ers	1st	9th
2008	Brandon Jackson, WR, Chargers	free agent			Ron Shanklin, WR, Steelers	2nd	2nd
2007	Johnny Quinn, WR, Bills	free agent			Steve Ramsey, QB, Saints	5th	22nd
2006	Patrick Cobbs, RB, Patriots	free agent			Glen Holloway, G, Bears	10th	1st
2005	Adrian Awasom, DE, Giants	free agent			Robert Helterbran, G, Bears	16th	1st
2004	Cody Spencer, LB, Raiders	6th	17th	1969	Joe Greene, DT, Steelers	1st	4th
	Brandon Kennedy, OT, Broncos	free agent			Charles Beatty, DB, Steelers	7th	4th
2002	Don McGee, DB, Cowboys	free agent			Michael Shook, DB, Redskins	13th	5th
2001	Brad Kassell, LB, Titans	free agent			Billy Wood, DB, Broncos	16th	10th
2000	Phillip Armour, OC, Colts	free agent		1968	Lindon Endsley, C, Chiefs	8th	21st
	John Baker, P, Rams	free agent			Ed Brantley, T, Bengals	8th	27th
1998	Brian Waters, TE/DL, Cowboys	free agent			Henry Holland, C, Falcons	9th	2nd
1996	Toby Gowin, P, Cowboys	free agent			James Russell, E, Bengals	10th	27th
1995	Anthony Bridges, DB, Cardinals	6th	34th	1967	Vidal Carlin, QB, Cardinals	3rd	16th
1992	Tomur Barnes, CB, Oilers	free agent			John Love, WR, Redskins	7th	13th
1991	Erric Pegram, RB, Falcons	6th	6th	1966	Martin Kahn, T, Falcons	5th	16th
	Scott Bowles, RT, 49'ers	6th	26th		Bob Sanders, C, Falcons	9th	1st
	Scott Davis, QB, Steelers	free agent		1965	Jim Moore, LB, Lions	12th	11th
1990	Roderick Manning, Bears	free agent			Carl Lockhart, DB, Giants	13th	1st
1989	Kim Phillips, DB, Saints	3rd	23rd		A.D. Whitfield, FB, Cowboys	free agent	
1983	Mark Witte, TE, Buccaneers	11th	18th	1964	Bobby Smith, HB, Steelers	7th	10th
1982	Louis Haynes, LB, Chiefs	4th	17th		Bill McWatters, RB, Vikings	8th	5th
	Tony Elliott, DE, Saints	5th	3rd		Dwain Bean, B, Packers	12th	13th
1981	Ron Battle, TE, Rams	7th	9th		Crest Whitaker, WR, Saints	free agent	
1980	Greg Davidson, C, Oilers	free agent		1963	Bob Price, G, 49'ers	19th	8th
1979	Reginald Lewis, DE., Buccaneers	3rd	22nd	1962	Art Perkins, RB, Rams	4th	2nd
1978	J.T. Smith, WR, Chiefs/Cardinals	free agent			Richard Farris, G, Rams	8th	2nd
1976	Beasley Reece, DB, Cowboys	9th	27th	1960	Abner Haynes, RB, Steelers	5th	7th
	Mel Davis, DE, Steelers	15th	28th		Sammy Stanger, C, Rams	14th	2nd
1975	Stan Blackmon, TE, Packers	14th	10th	1959	Ed Gray, T, Bears	11th	9th
1973	Hurles Scales, DB, Bengals	14th	17th		Bill Carrico, G, Steelers	16th	7th
1972	Steve Sullivan, T, Jets	13th	12th	1958	Ray Toole, B, Cardinals	21st	1st
1971	Leonard Dunlap, DB, Colts	1st	26th		Bill Groce, B, Steelers	25th	6th
	Willie Parker, C, SF 49'ers	3rd	23rd		Garland Warren, C, 49'ers	28th	10th
	Wilmur Levels, DB, Browns	9th	14th	1956	Dennis Shaw, E, Colts	11th	6th
	Tom Gipson, DT, Raiders	14th	19th		Tom Runnels, B, Rams	14th	11th
	Glenn Tucker, LB, Redskins	16th	10th	1955	Dean Renfro, B, Browns	2nd	12th
	Perry Pruett, DB, Patriots	free agent			Gene Verkerk, T, Bears	8th	10th
					Charlie McGinty, E, Cardinals	9th	1st
					Charles Shephard, B, Colts	18th	3rd
				1954	Ken Hall, E, Packers	11th	2nd
					John Cavaglieri, T, Redskins	21st	7th
					Ralph Reynolds, B, 49'ers	22nd	10th
					Glenn Holtzman, T, Rams	26th	9th
				1953	Larry Strickland, C, Bears	13th	5th
					Ken Bahnsen, FB, 49'ers	21st	7th
					Ray Verkirk, T, Browns	28th	10th
				1952	Ray Renfro, B, Browns	4th	11th
					Bill Bishop, OT, Bears	8th	5th
					Jim Brewer, G, Eagles	16th	4th



Year	Name, Pos., NFL Team	Rd.	Pick
	Lloyd Lowe, HB, Bears	free agent	
	Royce Womble, FL, Colts	free agent	
1951	Cecil Martin, B, Redskins	23rd	1st
	Quincy Armstrong, C, Giants	26th	11th
1950	Jim Eagle, C, Eagles	25th	13th
1949	R.R. Walston, G, Steelers	13th	4th
	Richard Nutt, B, Giants	18th	4th
	A.D. Cate, G, Giants	21st	5th
	Joe Abbey, DE, Bears	free agent	
1948	Jim Cooper, C, Steelers	8th	9th
	Felton Whitlow, T, Steelers	27th	8th
1943	Garvin Mugg, OT, Lions	free agent	
1933	Ted Wright, HB, Redskins		

↳ All-Pro Selections

“Mean” Joe Greene

Greene played for the Pittsburgh Steelers from 1969-81. He was a Pro Bowl selection 10 times and was the NFL Rookie of the Year in 1969. He recorded 66 quarterback sacks in his career and is regarded as one of the greatest defensive tackles in the history of the NFL. The anchor of the famed “Steel Curtain” defense that led the Pittsburgh Steelers to four Super Bowl titles, he was inducted into the NFL Hall of Fame in 1987. Greene was inducted into the National Football Foundation College Football Hall of Fame in 1983. He was the fourth player selected in the 1969 NFL Draft after earning All-America honors at North Texas in 1968.

Abner Haynes

Haynes made his mark at North Texas as one of the first African-Americans to play college football in the southwest in 1957. He was an All-America pick in 1959 and signed with the Dallas Texans of the AFL after leading North Texas to the Sun Bowl. He was named AFL Player of the Year in 1960 and helped the Texans to the 1962 AFL Title. Haynes rushed for over 4,500 yards during his pro career and was an AFL All-Star from 1960-63. He had his number retired by the Kansas City Chiefs in 1988 and received the NCAA Silver Anniversary Award in 1985. In 2008, he was inducted into the Texas Sports Hall of Fame.

Brian Waters

Waters has been one of the top offensive linemen in the NFL for several years, making four trips to the Pro Bowl and being named All-Pro twice. He was the recipient of the prestigious Walter Payton NFL Man of Year Award in 2009, being recognized for his charitable contributions in addition to his performance on the field. Waters was an undrafted free agent in 1999 before signing with and spending his entire career with the Kansas City Chiefs where he has been since 2000.

Ray Renfro

Renfro spent 12 years in the National Football League, all with the Cleveland Browns from 1952-1963. Renfro was a three-time selection to the Pro Bowl in 1953, 57 and 1960. He was drafted 48th overall in the 1952 NFL draft after a successful career at North Texas where he was named first team All-America running back by the Associated Press in 1951.

J.T. Smith

Smith earned his reputation in the NFL as one of the premiere punt returners of his time. Smith was selected to two Pro Bowl games and was once named first team All-Pro for his returning prowess, which he led the league with in both 1979 and 1980. He also led the NFL in receptions in 1987 as a member of the St. Louis Rams. Smith played 13 years with three different teams, including seven years with the Kansas City Chiefs, where he finished as the team’s all-time leader in punt returns.

Cedrick Hardman

Hardman played 12 years in the NFL, 10 with the San Francisco 49ers and two with the Oakland Raiders. Hardman was a first round draft pick (ninth overall) of the 49ers in 1970 and was a two-time Pro Bowl selection in 1971 and 1975. He is still the all-time sacks leader for the 49ers and was a member of the Raiders 1981 Super Bowl Championship team.

↳ All-Americans

2010	Lance Dunbar	Running Back (Honorable Mention, Sports Illustrated)
2007	Casey Fitzgerald	Wide Receiver (Honorable Mention, Sports Illustrated)
2004	Jamario Thomas	Running Back (First team, CBS Sportsline; Third team, AP)
2003	Patrick Cobbs	Running Back (Honorable Mention, Sports Illustrated)
1997	John Baker	Punter (Third team, AP)
1996	Toby Gowin	Punter (Third team, AP)
1990	Scott Bowles	Offensive Line (First team, Div. I-AA)
1990	Mike Davis	Defensive Line (First team, Kodak)
1990	Byron Gross	Linebacker (First team, Div. I-AA)
1990	Bart Helsley	Punter (First team, Div. I-AA)
1988	Rex Johnson	Defensive Line (First team, Kodak)
1983	Rayford Cooks	Defensive Line (First team, Kodak)
1983	Ronnie Hickman	Defensive Line (First team, Kodak)
1982	Marvin Walker	Receiver (Second Team, AP)
1969	Cedric Hardman	Defensive Line (HM All-America)
1968	Joe Greene	Defensive Tackle (Consensus first team)
1966	John Love	Receiver (HM All-America)
1959	Abner Haynes	Halfback (Time Magazine)
1959	Bill Carrico	Guard (Williamson All-America)
1955	Don Baker	Quarterback (Third team, Little All-America)
1953	Ralph Reynolds	Halfback (HM All-America)
1952	Kenneth Bahnsen	Fullback (Honorable Mention AP)
1951	Kenneth Bahnsen	Fullback (Honorable Mention AP)
1951	Quincy Armstrong	Center (First team, Williamson)
1951	Ray Renfro	Halfback (First Team AP)
1950	Jim Eagle	Guard (HM Little All-America)
1948	Richard Nutt	Halfback (Williamson)
1947	Felton Whitlow	Tackle (AP)
1946	Jim Cooper	Center (HM Little All-America)
1946	Billy Dinkle	Halfback (HM Little All-America)
1939	Johnie Riola	Quarterback (HM Little All-America)
1932	Ted Wright	Quarterback (Grantland Rice)



HISTORY

↳ all-conference selections

↳ Sun Belt Conference

- 2009** Lance Dunbar, RB*
Jamaal Jackson, WR
Esteban Santiago, OL
Kelvin Drake, OL
Craig Robertson, LB
- 2008** Casey Fitzgerald, WR*
Truman Spencer, P*
Tobe Nwigwe, LB
- 2007** Casey Fitzgerald, WR*
Jeremiah Chapman, DL*
Kelvin Drake, C
- 2006** Johnny Quinn, WR*
Jeremiah Chapman, DL
Truman Spencer, P
- 2005** Patrick Cobbs, RB*
Dylan Lineberry, OL*
Johnny Quinn, WR
Jeremiah Chapman, DL
Phillip Graves, LB
Aaron Weathers, DB
- 2004** Andy Brewster, C*
Andy Blount, TE*
Jamario Thomas, RB*
Adrian Awasom, DL*
Jonas Buckles, DB*
Nick Bazaldua, PK*
Johnny Quinn, WR
Dylan Lineberry, OG
Evan Cardwell, DL
Michael Pruitt, DL
Markeith Knowlton, DB
Lonnie Chambers, OG
Scott Hall, QB
- 2003** Nick Zuniga, OG*
Andy Brewster, C*
Scott Hall, QB*
Patrick Cobbs, RB*
Brandon Kennedy, DL*
Adrian Awasom, DL*
Cody Spencer, LB*
Chris Hurd, LB*
Craig Jones, DB*
Jonas Buckles, DB*
Taylor Casey, LB
Brad Kadlubar, P
- 2002** J.R. Randle, OT*
Nick Zuniga, OG*
Jeff Muenchow, TE*
Kevin Galbreath, RB*
Brandon Kennedy, DL*
Darrell Daniels, DL*
Taylor Casey, LB*
Cody Spencer, LB*
Craig Jones, DB*
Don McGee, DB*
Matt Turney, OL
Adrian Awasom, DL
Chris McIver, DL
Jonas Buckles, DB
Brad Kadlubar, P
Ja'Mel Branch, ST

- 2001** J. R. Randle, OT*
Matt Turney, OT
Nick Zuniga, OG*
Jeff Muenchow, TE*
Kevin Galbreath, RB*
Brandon Kennedy, DT*
Brad Kassell, LB*
Jonas Buckles, FS*
Jason Ball, PK, P*
George Marshall, WR
Alex Pahulu, DT
Ron Paris, DE
Craig Jones, SS
Cody Spencer, LB

* First-team selections

↳ Big West Conference

- 2000** Brad Kassell, LB
Lawrence Ellis, DB
- 1999** Corbin Montgomery, DL
John Baker, P
Brad Kassell, LB
- 1998** Phillip Armour, OC
Brian Waters, DT
Phillip Littlejohn, DB
Broderick McGrew, RS
- 1997** Phillip Armour, OC
Scott Blank, DL
Benny Cherry, LB
John Baker, P
Garrett Courtney, PK
- 1996** Phillip Armour, OC
Benny Cherry, LB
Toby Gowin, P
Dhati Lewis, DB

↳ Southland Conference

- 1994** Mitch Maher, QB
David Brown, WR
Luis Silva, TE
Willis Hudson, DT
- 1990** Scott Davis, QB
- 1989** Keith Chapman, PK
Roderick Manning, DE
Byron Gross, LB
Erric Pegram, RB
Tony Cook, RB
- 1988** Scott Davis, QB
Marcus Camper, WR
Scott Bowles, OT
Zane Paschall, OT
Keith Chapman, PK
Rex Johnson, DT
Kim Phillips, CB
Bron Beal, P
- 1987** Bron Beal, P
Darrin Collins, FB
Scott Bowles, OT
Dwight Poole, OG
Kendal Nelson, OC
Gordon McFeders, DT
Tom Middaugh, DT

- 1986** Mike Rhone, S
Ed Fleming, LB
Lance White, LB
Mike Minter, DT
John Lott, OG
Bron Beal, P
- 1984** John Starnes, P
Jay Saad, LB
- 1983** Greg Carter, QB
Dan Reeder, OG
Ronnie Hickman, LB
Rayford Cooks, DT
Lester Harper, LB
John Starnes, P

↳ Missouri Valley Conference

- 1974** Walter Chapman, DT
- 1973** J.C. Garrett, DL
Don Dunlap, DB
Ted Gosline, DB
- 1972** David Yaeger, P
- 1971** David Yaeger, P
- 1970** Leonard Dunlap, DB
Dralves Edwards, WR
Glenn Tucker, LB
- 1969** Bernie Barbour, DB
Cedric Hardman, DE
Glen Holloway, OG
Barry Moore, WR
Steve Ramsey, QB
Ron Shanklin, WR
Steve Atchley, LB
- 1968** Barry Moore, WR
Glen Holloway, OG
Steve Ramsey, QB
Leo Taylor, RB
Joe Greene, DT
James Ivy, LB
- 1967** Charles Beatty, CB
Ed Brantley, OT
Paul Draper, OC
Lindy Endsley, NG
Joe Greene, DT
Johnny Mata, LB
Steve Ramsey, QB
James Russell, WR
Ron Shanklin, WR
Bob Tucker, DE

- 1966** Ed Brantley, OT
Paul Draper, OC
Joe Greene, DT
Burkley Harkless, NG
John Love, WR
James Russell, WR
Billy Woods, CB

- 1965** Burkley Harkless, NG
Henry Holland, DE
John Love, WR
Tom Price, S
Ronnie Romike, OT

- James Russell, WR
Bob Sanders, OC

- 1964** Carl Lockhart, CB
James Moore, DT
Bob Sanders, OC

- 1963** Dwain Bean, RB
James Moore, DT

- 1962** Dwain Bean, RB
Richard Farris, OG
Bobby Price, OT

- 1961** Billy Christle, RB
Bobby Smith, RB

- 1960** Arthur Perkins, FB
Bill Weaver, G

- 1959** Bill Carrico, G
George Herring, T
Abner Haynes, RB

↳ Gulf Coast Conference

- 1956** Dennis Shaw, E
Mickey Koonce, T
- 1955** Dennis Shaw, E
Tommy Runnels, B
Buzz Stansel, C
Garland Warren, T
- 1953** Lawrence Strickland, C
Ken Hall, E
Ralph Reynolds, B
- 1952** Kenneth Bahnsen, B
Ray McGallion, LB
Charlie Qualls, T
Lawrence Strickland, C
Gene Verkerk, G
- 1951** Ray Renfro, B
Quincy Armstrong, C
Kenneth Bahnsen, B
Zeke Martin, QB
Wendell Swann, E
Jim Brewer, T
Bill Bishop, T
Glen Wood, G
- 1950** Zeke Martin, QB
Wendell Swann, E
Jim Brewer, T
Bill Bishop, T
Glen Wood, G
Quincy Armstrong, C
Kenneth Bahnsen, B
- 1949** Zeke Martin, QB

↳ Lone Star Conference

- 1947** A.D. Cate, G
Dick Lindsay, T
Richard Nutt, B
Jim Cooper, C
Bill Cromer, B
Joe Abbey, E
Felton Whitlow, G



- 1946** Jim Cooper, C
Billy Dinkle, B
Felton Whitlow, T
- 1941** Eugene Wood
Benny Graham
Durwood Mumford
Forrest Covin
- 1940** Bill Sheffield, C
Forrest Covin, E
Boyce Nall, G
Doyle Walker, T
Johnie Riola, QB
- 1939** Bill Sheffield, C
Cecil Phillips, T
Boyce Nall, G
I.T. James, B
Johnie Riola, QB
- 1938** Johnny Shoemaker, B
L.W. Killian, B
Albert Dudley, T
- 1937** Lanier Hester, QB
Albert Dudley, T
- 1936** P.B. Stovall, T
Robert Shepard, G
Kermit Boaz, E
Johnny Stovall, B
Lanier Hester, QB
- 1934** Charley Cox, B
James Nichols, T
Winlon Knowles, C
Willard Sutton, G
- 1933** Charley Cox, G
James Nichols, T
- 1932** James Nichols, T

Three-Time Receipts

- 2005-07** Jeremiah Chapman
- 2004-06** Johnny Quinn
- 2002-04** Adrian Awasom
Jonas Buckles
- 2001-03** Nick Zuniga
Brandon Kennedy
Jonas Buckles
Craig Jones
Cody Spencer
- 1999-01** Brad Kassell
- 1996-98** Phillip Armour
- 1986-88** Bron Beal
- 1967-69** Steve Ramsey
- 1966-68** Joe Greene
- 1965-67** James Russell
- 1950-52** Kenneth Bahnsen
- 1949-51** Zeke Martin
- 1932-34** James Nichols

↳ Conference Award Winners

Coach of the Year

2004	Darrell Dickey	Sun Belt
2003	Darrell Dickey	Sun Belt
2002	Darrell Dickey	Sun Belt
2001	Darrell Dickey	Sun Belt
1994	Matt Simon	Southland
1983	Corky Nelson	Southland
1973	Hayden Fry	Missouri Valley
1967	Rod Rust	Missouri Valley
1966	Odus Mitchell	Missouri Valley
1958	Odus Mitchell	Missouri Valley

Player of the Year

2004	Jamario Thomas	Sun Belt
2003	Brandon Kennedy	Sun Belt
2002	Brandon Kennedy	Sun Belt

Offensive Player of the Year

2004	Jamario Thomas	Sun Belt
2003	Patrick Cobbs	Sun Belt
1994	Mitch Maher	Southland
1988	Scott Davis	Southland
1983	Greg Carter	Southland

Defensive Player of the Year

2003	Chris Hurd	Sun Belt
2002	Brandon Kennedy	Sun Belt
2001	Brad Kassell	Sun Belt
1986	Ed Fleming	Southland
1973	J.C. Garrett	Missouri Valley

Freshman of the Year

2007	Giovanni Vizza	Sun Belt
2004	Jamario Thomas	Sun Belt
2001	Ja'Mel Branch	Sun Belt
1987	Scott Davis	Southland

Newcomer of the Year

2005	Aaron Weathers	Sun Belt
2004	Dylan Lineberry	Sun Belt
2001	Kevin Galbreath	Sun Belt
1992	Terrance Brown	Southland
1974	Ken Washington	Missouri Valley

NCAA Postgraduate Scholarship

2005	Nick Bazaldua, Kicker
1967	Paul Draper, Center
1976	Pete Morris, Linebacker

CoSIDA Academic All-America

2005	Patrick Cobbs, Running Back (2nd team)
1998	John Baker, Punter (2nd team)
1976	Pete Morris, Linebacker
1975	Pete Morris, Linebacker



RECORDS

↳ scoring

↳ Team Scoring

Points

Game: 97 vs. Decatur Baptist, 1929

Opp. Low: 0 on several occasions

Season: 428 in 1951; Opp. Low: 6 in 1915

Per Game: 35.7 in 1951

Touchdowns

Game: 15 vs. Decatur Baptist, 1929

Opp. Low: 0 on several occasions

Season: 64 in 1951; **Opp. Low:** 1 in 1915

Field Goals

Game: 5 vs. Florida International, 10/7/06
5 vs. Utah State, 11/22/97

Season: 27 in 1989

PATs Made

Game: 10 vs. SW Oklahoma State 10/6/50

Season: 50 in 1951

Most Points Scored (Season)

1. 428 (1951)
2. 358 (2003)
3. 343 (1994)
4. 330 (1988)
5. 328 (1993)

Most Points Per Game

1. 38.9 (1951)
2. 31.6 (1969)
3. 29.8 (1993)
4. 29.6 (1915)
5. 28.5 (1994)

Most Points Scored (Game)

1. 97 vs. Decatur Baptist, 1929
2. 87 vs. Dallas University, 10/11/19
3. 79 vs. Arkansas-Monticello, 10/11/40
4. 75 vs. Decatur Baptist, 1915
5. 76 vs. SW Oklahoma, 10/6/50
6. 68 vs. Youngstown State, 11/16/57
68 vs. Western Kentucky, 10/31/09
8. 63 vs. Drake, 11/20/76
9. 63 vs. Nicholls State, 11/13/93
10. 62 vs. Navy, 11/10/07
62 vs. Sul Ross State, 9/29/51
62 vs. Fresno State, 11/17/51
62 vs. Emporia State, 11/19/55

Most Points Combined (Game)

1. 136, NT (62), Navy (74), 11/10/07
2. 117, NT (68), Western Kentucky (49), 10/31/09
3. 99, NT (51), Utah State (48), 11/22/97
4. 98, NT (98), Decatur Baptist (0), 1929
5. 97, NT (20), Rice (77), 9/27/08
6. 93, NT (87), Dallas University (6), 10/11/19
7. 92, NT (31), NE Louisiana (61), 11/20/93
8. 91, NT (51), W. Kentucky (40), 11/1/08
9. 90, NT (14), Nebraska (76), 9/4/93
10. 89, NT (30) vs. UL-Lafayette (59), 10/11/08
89, NT (55) vs. Cincinnati (34), 11/2/68
89, NT (10) vs. Oklahoma (79), 9/1/07

Largest Margin of Victory

1. 97, NT (97), Decatur Baptist (0), 1929
2. 81, NT (87), Dallas University (6), 10/11/19
3. 79, NT (79), Ark.-Monticello (0), 10/11/40
4. 70, NT (76), SW Oklahoma (6), 10/6/50
5. 62, NT (62) vs. Fresno State (0), 11/17/51

↳ Touchdowns

(Rushing, Receiving & Returns)

Game

1. 6, Fred Cobb vs. U. of Dallas, 1919
6, Bill Collins vs. Thorp Springs College, 1916
3. 5, Casey Fitzgerald vs. Navy, 11/10/07
4. 4, Lance Dunbar vs. UL-Lafayette, 10/10/09
4, Jamario Thomas vs. Idaho, 11/13/04
- 4, Patrick Cobbs vs. Arkansas State 11/15/03
4, Bobby Smith vs. Drake, 11/4/61
4, Scott Davis vs. E. Washington, 10/1/88
9. 3, 20 Times
Last by Riley Dodge vs. WKU, 10/31/09

Season

1. 21, Patrick Cobbs, 2003
2. 19, Lance Dunbar, 2009
3. 17, Jamario Thomas, 2004
4. 16, Michael Jones, 1977
5. 15, Ray Renfro, 1951
6. 14, Leo Taylor, 1968
14, Abner Haynes, 1959
8. 13, Ron Shanklin, 1967
13, Ken Bahnsen, 1951
10. 12, Casey Fitzgerald, 2007

Career

1. 38, Patrick Cobbs, 2001-05
2. 31, Ron Shanklin, 1967-69
3. 29, Ken Bahnsen, 1950-52
29, Scott Davis, 1987-90
5. 27, Jamario Thomas, 2004-07
6. 22, David Brown, 1991-94
22, Johnny Quinn, 2002-06
8. 21, Ray Renfro, 1948-51
21, Lance Dunbar, 2008-Pres.

↳ Touchdowns Responsible For

(Passing, Rushing, Receiving & Returns)

Game

1. 8, Giovanni Vizza vs. Navy, 11/10/07
2. 7, Riley Dodge, vs. Western Kentucky, 10/31/09
3. 6, Fred Cobb vs. U. of Dallas, 1919
6, Bill Collins vs. Thorp Springs College, 1916
5. 5, Casey Fitzgerald vs. Navy, 11/10/07
5, Scott Hall, vs. UL Lafayette, 11/10/01
5, Mitch Maher vs. SW Texas, 10/9/93
5, Steve Ramsey vs. Cincinnati, 11/2/68
5, Steve Ramsey vs. UTEP, 11/9/68
5, Steve Ramsey vs. SW Louisiana, 9/20/69
11. 4, 15 Times
Last by Giovanni Vizza vs. W. Kentucky, 11/1/08

Season

1. 31, Mitch Maher (24 pass, 7 rush), 1993
2. 30, Mitch Maher (26 pass, 1 rush), 1994
3. 25, Steve Ramsey (24 pass, 1 run), 1969
4. 24, Steve Ramsey (24 pass, 0 run), 1968
5. 23, Scott Davis (12 pass, 11 rush), 1988

Career

1. 84, Mitch Maher (67 pass, 17 rush), 1991-94
2. 71, Steve Ramsey (69 pass, 2 rush), 1967-69
3. 70, Scott Davis (41 pass, 29 rush), 1987-90
4. 57, Scott Hall, (50 pass, 7 rush), 2000-2004
5. 40, Patrick Cobbs (36 rush, 2 pass,
1 receiving, 1 blocked punt recovery), 2001-05
6. 36, Jason Mills (31 pass, 5 rush), 1994-97
7. 28, Vidal Carlin (25 pass, 3 rush), 1965-66
8. 27, Jamario Thomas (27 rush), 2004-07

↳ Total Points

Game

1. 45, Fred Cobb vs. Dallas University, 1919
2. 36, Bill Collins vs. Thorp Springs College, 1916
3. 30, Casey Fitzgerald vs. Navy, 11/10/07
4. 24, Lance Dunbar vs. UL-Lafayette, 10/10/09
24, Jamario Thomas vs. Idaho, 11/13/04
24, Patrick Cobbs vs. Arkansas State, 11/15/03
24, Patrick Cobbs vs. UL Monroe, 11/2/02
24, Scott Davis vs. E. Washington, 1988
24, Bobby Smith vs. Drake, 1961
10. 19, Garrett Courtney vs. Utah State, 11/22/97

Season

1. 126, Patrick Cobbs, 2003
2. 114, Lance Dunbar, 2009
3. 102, Jamario Thomas, 2004
4. 98, Michael Jones, 1977
5. 94, Keith Chapman (PK), 1988
6. 90, Ray Renfro, 1951
90, Abner Haynes, 1958
8. 88, John Love, 1966

Career

1. 247, Nick Bazaldua, 2002-05
2. 233, Keith Chapman, 1985-89
3. 228, Patrick Cobbs, 2001-05
4. 186, Ron Shanklin, 1967-69
5. 180, Scott Davis, 1987-90
6. 174, Ken Bahnsen, 1950-52
7. 162, Jamario Thomas, 2004-07
8. 158, Abner Haynes, 1957-59
9. 157, Ray Renfro, 1949-51
157, John Love, 1965-66



↳ Year-By-Year Scoring Leaders

Year	Player	TD	PAT	FG	Pts.
2009	Lance Dunbar	19	0	0	114
2008	Jeremy Knott	0	22	12	58
2007	Casey Fitzgerald	12	0	0	72
2006	Denis Hopovac	0	13	15	58
2005	Nick Bazaldua	0	15	8	39
2004	Jamario Thomas	17	0	0	102
2003	Patrick Cobbs	21*	0	0	126
2002	Nick Bazaldua	0	25	10	55
2001	George Marshall	11	0	0	66
2000	Jason Ball	0	18	6	36
1999	Jason Ball	0	11	9	38
1998	Garrett Courtney	0	14	15	59
1997	Garrett Courtney	0	22	14	64
1996	Jeff Graham	0	17	14	59
1995	Troy Redwine	8	0	0	48
1994	David Brown	11	0	0	66
1993	Terrance Brown	10	0	0	60
1992	Richard DeFelice	0	24	13	63
1991	Kevin McDaniel	0	5	9	32
1990	Scott Davis	11	3#	0	72
1989	Keith Chapman	0	23	12	59
1988	Keith Chapman	0	37	19	94
1987	Keith Chapman	0	25	14	67
1986	Todd Smith	0	27	7	48
1985	Todd Smith	0	10	8	34
1984	Todd Smith	0	5	7	26
1983	Tom Bresnahan	0	26	8	50
1982	Marvin Walker	11	2	0	68
1981	Lonnie Green	0	9	6	27
1980	Whit Smith	0	24	14	66
1979	Malcolm Jones	7	2	0	44
1978	Charlie Murray	9	0	0	54
1977	Michael Jones	16	2	0	98
1976	Iseed Khoury	0	15	8	39
1975	Sears Woods	8	2	0	50
1974	John Brown	4	0	0	24
	Lee Harrington	0	12	4	24
1973	David Kervin	7	2	0	44
1972	Charles Johnson	6	4	0	40
1971	David Yaeger	4	2	0	26
1970	Mike Briscoe	0	17	8	41
1969	Ron Shanklin	10	0	0	60
1968	Leo Taylor	14	0	0	84
1967	Ron Shanklin	13*	0	0	78
1966	John Love	10	28	0	88
1965	John Love	8	18	1	69
1964	Mike Bailey	3	0	0	18
1963	Dwain Bean	4	10	0	34
1962	Dwain Bean	8	1	0	49
1961	Bobby Smith	7	0	0	42
1960	Arthur Perkins	3	4	0	22
1959	Abner Haynes	14	6	0	90
1958	Abner Haynes	7	2	0	44
1957	David Lott	7	0	0	42
1956	Ray Toole	6	0	0	36
1955	Tommy Runnels	7	1	0	43
1954	Charles McGinty	5	0	0	30
1953	Dean Renfro	7	0	0	42
1952	Tommy Gray	10	0	0	60
1951	Ray Renfro	15	0	0	90
1950	Ken Bahnsen	7	0	0	42

* NCAA Leader

Two-point conversions



RECORDS

↳ rushing

↳ Team Rushing

Attempts

Game: 73 vs. New Mexico State, 10/4/58
73 vs. San Diego State, 12/4/71

Opp. Low: 16, Abilene Christian, 9/5/92

Season: 587, 2002; **Opp. Low:** 376, 1977

Yards

Game: 464 vs. North Dakota State, 9/27/52

Opp. Low: -44, Texas-El Paso, 9/24/66

Season: 3,207, 1951; **Opp. Low:** 513, 1966

Touchdowns

Game: 9 vs. Decatur Baptist, 1929

Opp. Low: 0, on several occasions

Season: 28, 2003; **Opp. Low:** 1, 1915

Most Yards Rushing (Game)

- 464 vs. North Dakota, 9/27/52
- 414 vs. UTEP, 9/26/59
- 387 vs. Arkansas-Monticello, 1940
- 380 vs. UTEP, 9/2/78
- 375 vs. UTEP, 9/1/79
- 370 vs. BYU, 9/30/61
- 369 vs. Lamar, 10/25/86
- 344 vs. Louisville, 9/28/63
- 340 vs. Northwestern State, 9/7/85
- 337 vs. Arkansas State, 11/15/03

Most Rushing Attempts (Season)

- 609 (1951)
- 587 (2002)
- 577 (1980)
- 561 (2003)
- 558 (1961)

Most Rushing Touchdowns (Season)

- 33 (1951)
- 28 (2003)
- 27 (2009)
- 24 (1977)
- 23 (2002)

Most Yards Rushing (Season)

- 3,079 (1951)
- 2,908 (1959)
- 2,593 (1952)
- 2,512 (1953)
- 2,372 (2002)

Most Rushing Yards Per Game

- 290.8 (1959)
- 279.9 (1951)
- 259.3 (1952)
- 251.2 (1953)
- 234.4 (1986)

↳ Single-Game Rushing Leaders

Rushing Attempts

- 41, Jamario Thomas vs. UL-Monroe 10/30/04
- 41, Ja'Quay Wilburn vs. New Mexico St., 11/18/00
- 39, Patrick Cobbs vs. Idaho, 10/11/03
- 38, Jamario Thomas vs. Utah State 10/9/04
- 38, Jamario Thomas vs. Fla. International 10/7/06
- 37, Patrick Cobbs vs. New Mexico St., 11/25/03
- 37, Patrick Cobbs vs. Arkansas State, 11/26/05
- 36, Jamario Thomas vs. UL-Lafayette, 11/5/04
- 36, Patrick Cobbs vs. Utah State, 10/18/03
- 36, Malcolm Jones vs. Memphis St., 10/18/80
- 36, Leo Taylor vs. Wichita State, 11/23/68

Rushing Yards

- 291, Jamario Thomas vs. Idaho, 11/13/04
- 258, Jamario Thomas vs. N. M. State, 10/23/04
- 256, Jamario Thomas vs. Utah State, 10/9/04
- 249, Patrick Cobbs vs. Idaho, 10/11/03
- 247, Jamario Thomas vs. Colorado, 9/18/04
- 247, Malcolm Jones vs. NE Louisiana, 11/15/80
- 238, Lance Dunbar vs. Florida Atlantic, 10/17/09
- 228, Patrick Cobbs vs. Arkansas State, 11/15/03
- 227, Lance Dunbar vs. Western Kentucky, 10/31/09
- 223, Ja'Quay Wilburn vs. N. Mexico St., 11/8/97

Rushing Touchdowns

- 4, Lance Dunbar vs. UL-Lafayette, 10/31/09
- 4, Scott Davis vs. Eastern Washington, 10/1/88
- 4, Jamario Thomas vs. Idaho 11/13/04
- 4, Patrick Cobbs vs. UL Monroe, 11/2/02
- 3, 11 Times
- Last by Riley Dodge vs. WKU, 10/31/09

Yards Per Play

(Minimum 10 carries or 100 yards gained)

- 36.2, Ray Renfro vs. Midw'rn St., 11/10/51
- 19.6, Dean Renfro vs. West Texas, 11/14/53
- 19.5, Tommy Gray vs. SW Okla., 10/20/50
- 15.9, Ray Renfro vs. UTEP, 9/22/51
- 13.1, Patrick Cobbs vs. Baylor, 9/6/03
- 10.6, Abner Haynes vs. Chattanooga, 11/9/57
- 10.4, Jamario Thomas vs. Idaho, 11/18/04
- 10.1, Lance Dunbar vs Army 11/21/09

↳ Single-Season Rushing Leaders

Rushing Attempts

- 307, Patrick Cobbs, 2003
- 285, Jamario Thomas, 2004
- 272, Kevin Galbreath, 2002
- 269, Bernard Jackson, 1978
- 264, Kevin Galbreath, 2001
- 254, Malcolm Jones, 1980
- 246, Leo Taylor, 1968
- 235, Terrance Brown, 1993

Rushing Yards

- 1,801 Jamario Thomas, 2004
- 1,680 Patrick Cobbs, 2003
- 1,453, Bernard Jackson, 1978
- 1,378, Lance Dunbar, 2009
- 1,298, Kevin Galbreath, 2002
- 1,154, Patrick Cobbs, 2005
- 1,144, Malcolm Jones, 1980
- 1,119, Kevin Galbreath, 2001
- 1,101, Terrance Brown, 1993
- 1,017, Leo Taylor, 1968

Rushing Touchdowns

- 19, Patrick Cobbs, 2003
- 17, Jamario Thomas, 2004
- 17, Lance Dunbar, 2009
- 12, Mike Jones, 1977
- 11, Abner Haynes, 1959
- 11, Scott Davis, 1990
- 11, Scott Davis, 1988
- 10, Terrence Brown, 1992
- 10, Terrence Brown, 1993
- 10, Tommy Gray, 1952

Yards Per Play

(Minimum 80 carries)

- 7.5, Ray Renfro (127-959), 1951
- 6.9, Tommy Runnels (83-570), 1955
- 6.9, Dean Renfro (101-700), 1953
- 6.9, Lance Dunbar (200-1,378), 2009
- 6.3, Jamario Thomas (285-1,801), 2004
- 6.3, Abner Haynes (116-730), 1959
- 6.1, Ralph Reynolds (123-758), 1952

↳ Career Rushing Leaders

Rushing Attempts

- 818, Patrick Cobbs, 2001-05
- 667, Jamario Thomas, 2004-07
- 647, Ja'Quay Wilburn, 1997-2000
- 580, Kevin Galbreath, 2001-02
- 544, Darrin Collins, 1986-89
- 532, Ken Washington, 1974-77
- 466, Hut Allred, 1994-98
- 429, Bernard Jackson, 1977-80

Rushing Yards

- 4,050, Patrick Cobbs, 2001-05
- 3,496, Jamario Thomas, 2004-07
- 3,120, Ja'Quay Wilburn, 1997-2000
- 2,417, Kevin Galbreath, 2001-02
- 2,256, Bernard Jackson, 1977-80
- 2,220, Darrin Collins, 1986-89
- 2,095, Ken Bahnsen, 1950-52
- 2,077, Terrance Brown, 1992-93
- 1,964, Hut Allred, 1994-98
- 1,864, Abner Haynes, 1957-59
- 1,767, Tommy Gray, 1950-52



↳ Year-By-Year Rushing Leaders

Year	Player	Att.	Yds.	Avg.	TD
2009	Lance Dunbar	200	1,378	6.9	17
2008	Cam Montgomery	170	928	5.5	9
2007	Jamario Thomas	112	666	5.9	8
2006	Jamario Thomas	181	668	3.7	2
2005	Patrick Cobbs	231	1154	5.0	6
2004	Jamario Thomas	285	1801*	6.3	17
2003	Patrick Cobbs	307	1680*	5.5	19
2002	Kevin Galbreath	272	1298	4.8	9
2001	Kevin Galbreath	264	1119	4.2	4
2000	Ja'Quay Wilburn	173	756	4.4	4
1999	Ja'Quay Wilburn	234	1016	4.3	2
1998	Ja'Quay Wilburn	128	754	5.9	3
1997	Ja'Quay Wilburn	112	594	5.3	3
1996	Hut Allred	210	907	4.3	4
1995	Bo Harrison	161	455	2.8	2
1994	Eteka Huckaby	97	435	4.5	3
1993	Terrance Brown	235	1101	4.7	10
1992	Terrance Brown	233	976	4.2	10
1991	Travis Gibson	85	370	4.4	1
1990	Erric Pegram	212	957	4.5	5
1989	Erric Pegram	119	513	4.3	5
1988	Scott Davis	160	439	2.7	11
1987	Darrin Collins	208	851	4.1	5
1986	Darrin Collins	125	603	4.8	5
1985	Monty Moon	119	507	4.3	1
1984	Monty Moon	106	464	4.4	2
1983	Nathan Williams	164	691	4.2	2
1982	Bobby Daniels	127	455	3.6	1
1981	C. Charleston	106	420	4.0	1
1980	Malcolm Jones	254	1144	4.5	7
1979	Bernard Jackson	152	749	4.9	5
1978	Bernard Jackson	269	1453	5.4	6
1977	Michael Jones	187	940	5.0	12
1976	Michael Jones	86	411	4.8	4
1975	Sears Woods	131	446	3.4	7
1974	John Brown	152	674	4.4	3
1973	Reggie Turner	105	366	3.5	3
1972	Charles Johnson	164	685	4.2	5
1971	Fred Woods	121	417	3.4	4
1970	Nap Landry	64	191	3.0	2
1969	Leo Taylor	150	545	3.6	5
1968	Leo Taylor	246	1017	4.1	9
1967	Vic Williams	157	606	3.9	7
1966	Willie Cherry	75	218	2.9	7
1965	Willie Cherry	75	397	5.3	4
1964	A.D. Whitfield	148	592	4.0	2
1963	Dwain Bean	152	770	5.1	4
1962	Dwain Bean	140	657	4.7	8
1961	Bobby Smith	120	541	4.5	7
1960	Arthur Perkins	101	441	4.3	3
1959	Abner Haynes	116	730	6.3	14
1958	Abner Haynes	117	495	4.2	7
1957	Abner Haynes	112	639	5.7	4
1956	Ben Boehnke	107	483	4.5	3
1955	Tommy Runnels	83	570	6.9	6
1954	Dean Renfro	97	499	5.1	2
1953	Dean Renfro	101	700	6.9	7
1952	Tommy Gray	140	829	5.9	10
1951	Ray Renfro	127	959	7.5	9
1950	Ken Bahnsen	145	829	5.7	10

*NCAA Leader

(Career Rushing Leaders continued)

12. 1,642, Malcolm Jones, 1979-80
13. 1,627, Mike Jones, 1974-77
14. 1,613, Erric Pegram, 1988-90
15. 1,562, Leo Taylor, 1968-69
16. 1,556, Ray Renfro, 1949-51 (1948 figures NA)
1,556, Lance Dunbar, 2008-Pres
18. 1,513, Scott Davis, 1987-90 (QB)
19. 1,427, Dwain Bean, 1962-63
20. 1,331, Ralph Reynolds, 1952-53

Touchdowns

1. 36, Patrick Cobbs, 2001-05
2. 29, Scott Davis, 1987-90
3. 27, Jamario Thomas, 2004-07
4. 26, Ken Bahnsen, 1950-52
5. 20, Terrance Brown, 1992-93
6. 19, Mike Jones, 1974-77
19, Abner Haynes, 1957-59
8. 18, Lance Dunbar, 2008-Pres.
9. 17, Mitch Maher, 1991-94

Yards Per Play

(Minimum 175 carries upon completion of career)

1. 6.8, Ray Renfro (230-1,556), 1948-51 (1948 figures NA)
2. 5.7, Dean Renfro (213-1,204), 1952-54
3. 5.7, Tommy Runnels (208-1,191), 1952-55
4. 5.6, Tommy Gray (314-1,767), 1950-52
5. 5.5, Ralph Reynolds (242-1,331), 1952-53

Career 100-Yard Rushing Games

1. 21, Patrick Cobbs, 2001-05
2. 15, Kevin Galbreath, 2001-02
3. 13, Jamario Thomas, 2004-07
4. 12, Bernard Jackson, 1978-79
5. 12, Ja'Quay Wilburn, 1997-00
6. 9, Terrance Brown, 1992-93
7. 8, Lance Dunbar, 2008-Pres.
8. 7, Hut Allred, 1994-98

Consecutive 100-Yard Rushing Games

1. 10, Patrick Cobbs, (2003)
2. 6, Jamario Thomas (2004)
3. 5, Lance Dunbar, (2009)
5, Kevin Galbreath (2002)
5, Kevin Galbreath (2001)
5, Bernard Jackson (1978)
7. 3, Ja'Quay Wilburn (1998)
3, Mike Jones (1977)

Longest Rushing Plays

- 95, Cedric Cromer vs. Idaho State, 11/11/95
- 95, Ray Renfro vs. Midwestern State, 11/10/51
- 95, Tommy Gray vs. SW Oklahoma, 10/6/50
- 87, Bernard Jackson vs. East Carolina, 11/17/79 (no td)
- 85, Malcolm Jones vs. East Carolina, 11/17/79
- 83, Monte Moon vs. Lamar, 10/25/86
- 81, Patrick Cobbs vs. Baylor, 9/6/03
- 81, Ja'Quay Wilburn vs. Texas Tech, 9/18/99
- 80, David Jones vs. Wichita St., 11/8/69
- 78, Bill Lalicker vs. Houston, 11/12/49
- 77, Jamario Thomas vs. Middle Tennessee, 10/27/07
- 77, Jamario Thomas vs. New Mexico State, 10/23/04
- 76, Johnny Shoemaker vs. Trinity (no td), 11/12/37



RECORDS

↳ rushing

↳ North Texas Career Rushing Leaders

1. Patrick Cobbs - 4,050

2001-05

Year	G	Att.	Yards	Avg.	TD	Long
2001	12	93	399	4.3	3	50
2002	13	159	761	4.8	8	33
2003	11	307*	1,680	5.5	19*	81
2004	2	28	56	2.0	0	15
2005	11	231	1,154	5.0	6	59
Career	48	818*	4,050*	5.0	36*	81

2. Jamarion Thomas - 3,496

2004-07

Year	G	Att.	Yards	Avg.	TD	Long
2004	10	285	1,801*	6.3	17	77
2005	8	89	361	4.1	0	39
2006	11	181	668	3.7	2	28
2007	11	112	666	5.9	8	77
Career	40	667	3,496	5.2	27	77

3. Ja'Quay Wilburn - 3,120

1997-00

Year	G	Att.	Yards	Avg.	TD	Long
1997	10	112	594	5.3	3	62
1998	11	128	754	5.9	3	76
1999	11	234	1,016	4.3	2	81
2000	11	173	756	4.4	4	68
Career	43	647	3,120	4.8	12	81

4. Kevin Galbreath - 2,417

2001-02

Year	G	Att.	Yards	Avg.	TD	Long
2001	11	264	1,119	4.2	4	50
2002	13	272	1,298	4.8	9	70
Career	24	536	2,417	4.5	13	70

5. Bernard Jackson - 2,256

1978-80

Year	G	Att.	Yards	Avg.	TD	Long
1978	11	269	1,453	5.4	6	45
1979	11	152	749	4.9	5	87
1980	1	8	54	6.8	0	24
Career	23	429	2,256	5.3	11	87

6. Darrin Collins - 2,220

1986-89

Year	G	Att.	Yards	Avg.	TD	Long
1986	10	125	603	4.8	5	37
1987	11	208	851	4.1	5	31
1988	11	104	412	4.0	5	31
1989	10	97	354	3.7	2	32
Career	42	534	2,220	4.2	17	37

7. Ken Bahnsen - 2,095

1950-52

Year	G	Att.	Yards	Avg.	TD
1950	10	145	829	5.7	10
1951	12	122	608	5.0	10
1952	10	128	658	5.1	6
Career	32	395	2,095	5.3	26

8. Terrance Brown - 2,077

1992-93

Year	G	Att.	Yards	Avg.	TD	Long
1992	11	233	976	4.2	10	61
1993	11	235	1,101	4.7	10	52
Career	22	468	2,077	4.4	20	61

9. Hut Allred - 1,964

1994-98

Year	G	Att.	Yards	Avg.	TD	Long
1994	4	59	255	4.3	1	33
1995	1	7	20	2.9	0	8
1996	11	210	907	4.3	4	44
1997	11	132	586	4.4	5	45
1998	11	58	196	3.4	2	34
Career	38	466	1,964	4.2	12	45

10. Abner Haynes - 1,864

1957-59

Year	G	Att.	Yards	Avg.	TD
1957	10	112	639	5.7	4
1958	10	117	495	4.2	4
1959	10	116	730	6.3	11
Career	30	345	1,864	5.4	19

*School Record



↳ Team Passing

Attempts

Game: 65 vs. SW Louisiana, 9/20/69
Opp. Low: 2, Southern Mississippi, 10/31/81
Season: 553, 2007; **Opp. Low:** 115, 1960

Completions

Game: 46 vs. SMU, 9/8/07;
Opp. Low: 0, West Texas State, 11/29/75
Season: 330, 2007; **Opp. Low:** 49, 1959

Yards

Game: 601 vs. SMU, 9/8/07
Opp. Low: 0, West Texas State, 11/29/75
Season: 3,476, 2007; **Opp. Low:** 581, 1959

Touchdowns

Game: 8 vs. Navy, 11/10/07
Season: 27, 1994
Opp. Low: 0, 1959

Most Yards Passing

- 601 vs. SMU, 9/8/07
- 524 vs. SW Louisiana, 9/20/69
- 486 vs. S. F. Austin, 11/5/94
- 478 vs. Navy, 11/10/07
- 433 vs. Cincinnati, 11/2/68
- 422 vs. UNLV, 11/4/95
- 419 vs. Texas, 9/24/88
- 398 vs. Southern Illinois, 10/22/66
- 383 vs. Louisiana-Lafayette, 10/6/07
- 381 vs. Wichita State, 11/8/69

Most Pass Attempts (Season)

- 553 (2007)
- 493 (2008)
- 454 (1982)
- 447 (1969)
- 420 (1965)

Most Pass Completions (Season)

- 330 (2007)
- 309 (2008)
- 277 (2009)
- 245 (1994)
- 226 (1982)

Most Touchdown Passes (Season)

- 27 (1994)
- 25 (1967)
- 25 (1968)
- 25 (1969)
- 25 (1966)

Most Passing Yards Per Game (Season)

- 294.4 (1969)
- 292.5 (1994)
- 289.7 (2007)
- 259.5 (1966)
- 254.6 (1967)

Most Interceptions Thrown (Season)

- 36 (1969)
- 33 (1971)
- 31 (1966)
- 28 (2007)
- 27 (1973)
- 27 (1991)

↳ Single-Game Passing Leaders

Passing Attempts

- 64, Daniel Meager vs. SMU, 9/8/07
- 61, Giovanni Vizza vs. UL-Monroe, 10/18/08
- 61, Daniel Meager vs. Florida Atlantic, 9/22/07
- 61, Rusty Hill vs. Tulsa, 11/20/82
- 59, Phill Shotland vs. San Diego State, 12/4/71
- 58, Joe Milton vs. Cincinnati, 11/7/70
- 57, Giovanni Vizza vs. Louisiana-Lafayette, 10/13/07
- 56, Mitch Maher vs. Stephen F. Austin, 11/5/94
- 54, Riley Dodge vs. Middle Tennessee, 9/26/09
- 54, Giovanni Vizza vs. Florida International, 12/1/07
- 54, Vidal Carlin vs. Arkansas, 10/23/65
- 54, Vidal Carlin vs. Tulsa, 10/15/66

Pass Completions

- 46, Daniel Meager vs. SMU, 9/8/07
- 42, Rusty Hill vs. Tulsa, 11/20/82
- 40, Giovanni Vizza vs. Navy, 11/10/07
- 38, Daniel Meager vs. Florida Atlantic, 9/22/07
- 37, Giovanni Vizza vs. UL-Monroe, 10/18/08
- 35, Riley Dodge vs. Middle Tennessee, 9/26/09
- 35, Giovanni Vizza vs. Louisiana-Lafayette, 10/6/07
- 35, Mitch Maher vs. Stephen F. Austin, 11/5/94
- 35, Steve Ramsey vs. SW Louisiana, 9/20/69
- 32, Giovanni Vizza vs. FIU, 10/4/08
- 32, Vidal Carlin vs. Arkansas, 10/23/65

Passing Efficiency

- 309.02, Tony Ford vs. Wichita State, 11/10/73
- 295.41, Mitch Maher vs. Nicholls State, 11/13/93
- 276.26, Scott Hall vs. Middle Tennessee, 10/25/03
- 225.04, Ken Washington vs. LA Tech, 11/19/77
- 221.78, Scott Davis vs. Texas, 9/24/88
- 214.59, Scott Davis vs. Arkansas St., 9/17/88
- 205.10, Giovanni Vizza vs. Navy, 11/10/07

Passing Yards

- 601, Daniel Meager vs. SMU, 9/8/07
- 495, Steve Ramsey vs. SW Louisiana, 9/20/69
- 486, Mitch Maher vs. Stephen F. Austin, 11/5/94
- 478, Giovanni Vizza vs. Navy, 11/10/07
- 433, Steve Ramsey vs. Cincinnati, 11/2/68
- 422, Josh Gulley vs. UNLV, 11/4/95
- 419, Scott Davis vs. Texas, 9/24/88
- 398, Corkey Boland vs. So. Illinois, 10/22/66
- 383, Giovanni Vizza vs. Louisiana-Lafayette, 10/6/07
- 381, Steve Ramsey vs. Wichita State, 1969

Passing Touchdowns

- 8, Giovanni Vizza vs. Navy, 11/10/07
- 5, Steve Ramsey vs. Cincinnati, 11/2/68
- 5, Steve Ramsey vs. UTEP, 11/9/68
- 5, Steve Ramsey vs. SW Louisiana, 9/20/69
- 11 with 4 -- the last is
4, Riley Dodge, 10/31/09

Interceptions

- 6, Scott Davis vs. S.F. Austin, 10/29/88
- 6, Steve Ramsey vs. Memphis St., 10/5/68;
Drake, 10/4/69
- 5, Steve Ramsey vs. San Diego State, 1/22/69

↳ Single-Season Passing Leaders

Passing Attempts

- 493, Giovanni Vizza, 2008
- 414, Steve Ramsey, 1969
- 383, Giovanni Vizza, 2007
- 370, Mitch Maher, 1994
- 341, Vidal Carlin, 1965
- 332, Steve Ramsey, 1968
- 324, Mitch Maher, 1993

Passes Completed

- 309, Giovanni Vizza, 2008
- 231, Mitch Maher, 1994
- 223, Giovanni Vizza, 2007
- 205, Riley Dodge, 2009
- 195, Steve Ramsey, 1969
- 177, Steve Ramsey, 1968
- 177, Rusty Hill, 1982
- 176, Mitch Maher, 1993

Passing Efficiency

- 190.89, Mitch Maher, 1994
- 158.93, Ken Washington, 1977
- 153.43, Scott Hall, 2003
- 137.40, Mitch Maher, 1993
- 137.09, Scott Hall, 2004
- 133.07, Scott Hall, 2001

Touchdown Passes

- 26, Mitch Maher, 1994
- 24, Steve Ramsey, 1969
- 24, Steve Ramsey, 1968
- 24, Mitch Maher, 1993
- 21, Steve Ramsey, 1967

Passing Yards

- 3,103, Mitch Maher, 1994
- 2,828, Steve Ramsey, 1969
- 2,758, Giovanni Vizza, 2008
- 2,595, Mitch Maher, 1993
- 2,516, Steve Ramsey, 1968
- 2,409, Scott Davis, 1988
- 2,388, Giovanni Vizza, 2007
- 2,090, Mitch Maher, 1992
- 1,975, Riley Dodge, 2009
- 1,941, Scott Davis, 1989

Interceptions

- 31, Steve Ramsey, 1969
- 24, Vidal Carlin, 1966
- 20, Giovanni Vizza, 2007
- 19, Steve Ramsey, 1967
- 19, Rick Shaw, 1971
- 18, Jason Mills, 1995
- 18, Vidal Carlin, 1965

Completion Percentage (at least 100 completions)

- 67.7 (205-303), Riley Dodge, 2009
- 63.3 (107-169), Daniel Meager, 2007
- 62.7 (309-493), Giovanni Vizza, 2008
- 62.4 (231-370), Mitch Maher, 1994
- 61.6 (103-167), Jordan Case, 1979
- 60.6 (177-292), Rusty Hill, 1982
- 58.9 (155-263), Scott Davis, 1989
- 58.6 (105-179), Jordan Case, 1978
- 58.2 (223-383), Giovanni Vizza, 2007



RECORDS

↳ passing

↳ Year-By-Year Passing Leaders

Year	Player	Att.	Cmp.	TD	Yds.
2009	Riley Dodge	303	205	9	1,975
2008	Giovanni Vizza	493	309	15	2758
2007	Giovanni Vizza	383	223	20	2388
2006	Daniel Meager	100	53	4	517
2005	Daniel Meager	202	101	4	941
2004	Scott Hall	237	134	14	1818
2003	Scott Hall	186	107	13	1732
2002	Andrew Smith	196	91	7	1206
2001	Scott Hall	194	102	17	1453
2000	Scott Hall	154	75	6	937
1999	Richard Bridges	150	54	3	621
1998	Jason Attaway	109	51	3	680
1997	Jason Mills	245	127	13	1667
1996	Jason Mills	211	91	5	1016
1995	Jason Mills	216	105	12	1183
1994	Mitch Maher	370	231	26	3103
1993	Mitch Maher	324	176	24	2595
1992	Mitch Maher	292	151	11	2090
1991	Wendell Mosley	169	75	4	861
1990	Scott Davis	262	142	7	1550
1989	Scott Davis	263	155	14	1941
1988	Scott Davis	270	158	12	2409
1987	Scott Davis	127	64	8	1023
1986	Bron Beal	95	43	5	664
1985	Mike Rhone	94	30	2	487
1984	Scott Toman	112	35	2	494
1983	Greg Carter	185	93	12	1275
1982	Rusty Hill	292	177	9	1704
1981	Greg Carter	138	73	2	782
1980	Joe Stevenson	236	129	11	1582
1979	Jordan Case	167	103	3	1152
1978	Jordan Case	179	105	8	1360
1977	Ken Washington	129	81	10	1155
1976	Ken Smith	111	47	5	630
1975	Glen Ray	65	26	2	472
1974	Ken Washington	201	78	6	1042
1973	Phil Shotland	176	72	5	959
1972	Rick Shaw	177	47	1	734
1971	Rick Shaw	124	41	6	666
1970	Joe Milton	296	138	9	1852
1969	Steve Ramsey	414	195	24	2828
1968	Steve Ramsey	332	177	24	2516
1967	Steve Ramsey	269	119	21*	1732
1966	Vidal Carlin	292	117	13	1510
1965	Vidal Carlin	341	159	12	1723
1964	Corkey Boland	116	49	3	608
1963	Billy Ryan	59	21	5	277
1962	Billy Ryan	49	17	1	189
1961	Billy Ryan	50	20	0	179
1960	Robert Duty	109	49	2	614
1959	Vernon Cole	58	29	1	304
1958	Vernon Cole	98	48	7	589
1957	Ray Toole	72	26	6	367
1956	Ray Toole	66	29	6	485
1955	Don Baker	85	40	8	700
1954	Don Baker	98	46	8	630
1953	Bobby Hughes	115	59	3	757
1952	Bobby Hughes	70	28	4	385
1951	Richard Harvey	131	61	14	1194
1950	Zeke Martin	109	48	3	822

*NCAA Leader

↳ Career Passing Leaders

Passing Attempts

- 1,149, Mitch Maher, 1991-94
- 1,015, Steve Ramsey, 1967-69
- 922, Scott Davis, 1987-90
- 876, Giovanni Vizza, 2007-8
- 784, Scott Hall, 2000-2004
- 697, Jason Mills, 1994-97
- 633, Vidal Carlin, 1965-66
- 484, Ken Washington, 1974-77

Passes Completed

- 640, Mitch Maher, 1991-94
- 532, Giovanni Vizza, 2007-08
- 519, Scott Davis, 1987-90
- 491, Steve Ramsey, 1967-69
- 422, Scott Hall, 2000-2004
- 337, Jason Mills, 1995-97
- 276, Vidal Carlin, 1965-66

Passing Efficiency

- 132.26, Scott Hall, 2000-2004
- 128.56, Mitch Maher, 1991-94
- 126.44, Scott Davis, 1987-90
- 122.31, Riley Dodge, 2008-Pres.
- 116.16, Steve Ramsey, 1967-69
- 114.01, Giovanni Vizza, 2007-08
- 111.61, Jordan Case, 1977-79
- 105.01, Ken Washington, 1974-77

Touchdown Passes

- 69, Steve Ramsey, 1967-69
- 67, Mitch Maher, 1991-94
- 50, Scott Hall, 2000-2004
- 41, Scott Davis, 1987-90
- 32, Giovanni Vizza, 2007-08
- 31, Jason Mills, 1995-97
- 25, Vidal Carlin, 1965-66

Passing Yards

- 8,519, Mitch Maher, 1991-94
- 7,076, Steve Ramsey, 1967-69
- 6,923, Scott Davis, 1987-90
- 5,975, Scott Hall, 2000-2004
- 5,146, Giovanni Vizza, 2007-08
- 3,981, Jason Mills, 1994-97
- 3,233, Vidal Carlin, 1965-66
- 3,040, Ken Washington, 1974-77
- 2,848, Greg Carter, 1980-83
- 2,608, Jordan Case, 1977-79

Interceptions

- 67, Steve Ramsey, 1967-69
- 42, Vidal Carlin, 1965-66
- 47, Mitch Maher, 1991-94
- 37, Jason Mills, 1995-97
- 36, Giovanni Vizza, 2007-08

Completion Percentage (at least 200 completions)

- .616 (218-354), Jordan Case, 1977-79
- .607 (223-383), Giovanni Vizza, 2007-07
- .567 (519-922), Scott Davis, 1987-90
- .558 (241-432), Rusty Hill, 1980-82
- .557 (640-1,149), Mitch Maher, 1991-94
- .557 (261-471), Daniel Meager, 2005-08
- .538 (422-784), Scott Hall, 2000-2004
- .512 (236-461), Greg Carter, 1980-83



↳ Career 200-Yard Passing Games

1. 23, Mitch Maher, 1991-94
2. 20, Steve Ramsey, 1967-69
3. 15, Giovanni Vizza, 2007-08
4. 9, Scott Davis, 1987-90
5. 8, Vidal Carlin, 1965-66
6. 7, Scott Hall, 2000-2004

↳ Consecutive 200-Yard Passing Games

1. 10, Mitch Maher (1994)
2. 6, Giovanni Vizza (2008)
- 6, Steve Ramsey (1969)
- 4, Steve Ramsey (1968)
- 4, Vidal Carlin (1965)
6. 2, Six people

↳ Career 300-Yard Passing Games

1. 6, Steve Ramsey, 1966-69
2. 4, Giovanni Vizza, 2007-08
- 4, Mitch Maher, 1991-94
4. 3, Scott Davis, 1987-90
5. 2, Daniel Meager, 2005-08
6. 2, Riley Dodge, 2008-Pres

↳ 300-Yard Passing Games

- 601, Daniel Meager vs. SMU, 9/8/07
 495, Steve Ramsey vs. SW Louisiana, 9/20/69
 486, Mitch Maher vs. S. F. Austin, 11/5/94
 478, Giovanni Vizza vs. Navy, 11/10/07
 433, Steve Ramsey vs. Cincinnati, 1968
 422, Josh Gulley vs. UNLV, 11/4/95
 419, Scott Davis vs. Texas, 9/24/88
 398, Corkey Boland vs. S. Illinois, 10/22/66
 383, Giovanni Vizza vs. Louisiana-Lafayette, 10/6/07
 381, Steve Ramsey vs. Wichita State, 1969
 377, Jason Mills vs. Utah State, 11/22/97
 377, Rusty Hill vs. Tulsa, 11/20/82
 376, Steve Ramsey vs. UTEP, 1968
 373, Steve Ramsey vs. Cincinnati, 1969
 370, Phil Shotland vs. San Diego State, 12/4/71
 364, Mitch Maher vs. Oklahoma State, 10/1/94
 362, Giovanni Vizza vs. UL-Monroe, 10/18/08
 361, Giovanni Vizza vs. UL-Lafayette, 10/11/08
 342, Joe Milton vs. Cincinnati, 11/7/70
 339, Corkey Boland vs. UT-Chattanooga, 11/19/66
 323, Mitch Maher vs. NE Louisiana, 11/20/93
 322, Scott Davis vs. Arkansas State, 9/17/88
 319, Mitch Maher vs. Nicholls State, 11/12/94
 314, Riley Dodge vs. FIU, 11/14/09
 313, Riley Dodge vs. Middle Tennessee, 9/26/09
 308, Steve Ramsey vs. Cincinnati, 10/28/67
 308, Scott Davis vs. S.F. Austin, 10/29/88
 307, Vidal Carlin vs. Arkansas, 10/23/65
 301, Daniel Meager vs. Florida Atlantic, 9/22/07

↳ Longest Passing Plays

- 99, Giovanni Vizza to Casey Fitzgerald vs. ULM, 10/13/07
 96, Mitch Maher to Troy Redwine vs. Nicholls State, 11/13/93
 91, Steve Ramsey to Ronnie Shanklin vs. Cincinnati, 11/1/69
 87, Steve Ramsey to Leo Taylor vs. Cincinnati, 11/2/68
 85, Steve Ramsey to Ron Shanklin vs. Cincinnati, 11/2/68
 80, Spencer Stack to Scott McGrew vs. New Mexico State, 11/20/99
 79, Steve Ramsey to Ronnie Shanklin vs. Drake, 9/23/67
 77, Steve Ramsey to Leo Taylor vs. New Mexico State, 10/18/69
 75, Steve Ramsey to Ron Shanklin vs. Tulsa, 1/18/67
 72, Vidal Carlin to John Love vs. Cincinnati, 11/5/1966

↳ North Texas Career Passing Leaders

1. Mitch Maher - 8,519 1991-94

Year	Att	Cmp	Pct	Yds	TD	Int
1991	162	82	51	731	6	8
1992	293	151	52	2,090	11	14
1993	324	176	54	2,595	24	14
1994	370	231	62	3,103*	26*	14
Career	1,149*	640*	56	8,519*	67	50

2. Steve Ramsey - 7,076 1967-69

Year	Att	Cmp	Pct	Yds	TD	Int
1967	269	119	42	1,732	21	19
1968	332	177	53	2,516	24	17
1969	414	195	47	2,828	24	31*
Career	1,015	491	48	7,076	69*	67*

3. Scott Davis - 6,923 1987-90

Year	Att	Cmp	Pct	Yds	TD	Int
1987	127	64	50	1,023	8	4
1988	270	158	58	2,409	12	15
1989	263	155	59	1,941	14	12
1990	262	142	54	1,550	7	4
Career	922	519	56	6,923	41	35

4. Scott Hall - 5,975 2000-04

Year	Att	Cmp	Pct	Yds	TD	Int
2000	154	75	49	937	6	6
2001	194	102	53	1,453	17	11
2002	13	4	31	35	0	0
2003	186	107	58	1,732	13	5
2004	237	134	57	1,818	14	4
Career	784	422	54	5,975	50	26

5. Jason Mills - 3,981 1994-97

Year	Att	Cmp	Pct	Yds	TD	Int
1994	25	14	56	115	2	3
1995	216	105	49	1,183	1	18
1996	211	91	43	1,016	5	7
1997	245	127	52	1,667	13	9
Career	697	337	48	3,981	21	37

*School Record



RECORDS

↳ receiving

↳ Single-Game Receiving Leaders

Receiving Yards

- 327, Casey Fitzgerald vs. SMU, 9/8/07
- 231, Casey Fitzgerald vs. UL-Lafayette, 10/11/08
231, Scott Ford vs. Abilene Christian, 9/5/92
- 228, Barry Moore vs. UTEP, 11/9/68
- 224, Marcus Camper vs. Texas, 9/24/88
- 220, John Love vs. UT-Chattanooga, 11/19/66
- 217, Barry Moore vs. SW Louisiana, 9/20/69
- 191, David Yaeger vs. San Diego State, 12/4/71
- 184, Ron Shanklin vs. Cincinnati, 11/1/69
- 176, Johnny Quinn vs. UL-Lafayette, 9/27/03

Most Receptions

- 22, Marvin Walker vs. Tulsa, 11/20/82
- 18, Casey Fitzgerald vs. SMU, 9/8/07
- 14, Casey Fitzgerald vs. Troy, 10/25/08
14, Casey Fitzgerald vs. UL-Lafayette, 10/11/08
14, Casey Fitzgerald vs. UL-Lafayette, 10/6/07
14, Pete Harvey vs. NE Louisiana, 11/14/81
14, Jon Love vs. Arkansas, 10/23/65
- 13, Casey Fitzgerald vs. Navy, 11/10/07
- 12, Casey Fitzgerald vs. Middle Tenn., 11/22/08
12, Jon Love vs. UT Chattanooga, 11/19/66

Receiving Touchdowns

- 5, Casey Fitzgerald vs. Navy, 11/10/07
- 3, Johnny Quinn vs. UL-Lafayette, 9/27/03
3, Barry Moore vs. UTEP, 11/9/68
3, Ron Shanklin vs. Tulsa, 11/15/69
3, Troy Redwine vs. Oregon St., 9/16/95
3, John Love vs. Wichita St., 11/12/66
3, John Love vs. UT-Chattanooga, 11/19/66
3, David Kervin vs. Wichita St., 11/10/73
3, Charlie Murry vs. NE Louisiana, 11/11/78

↳ Single-Season Receiving Leaders

Receiving Yards

- 1,322, Casey Fitzgerald, 2007
- 1,130, Barry Moore, 1969
1,130, John Love, 1966
- 1,119, Casey Fitzgerald, 2008
- 1,053, Barry Moore, 1968
- 1,013, David Brown, 1994
- 994, John Love, 1965
- 938, Marcus Camper, 1988
- 934, Marvin Walker, 1982
- 874, Ron Shanklin, 1969

Receptions

- 113, Casey Fitzgerald, 2008
- 111, Casey Fitzgerald, 2007
- 91, Marvin Walker, 1982
- 79, Brandon Jackson, 2007
- 76, John Love, 1965
- 71, Barry Moore, 1969
71, Jamaal Jackson, 2009
- 69, Barry Moore, 1968
- 68, John Love, 1966
- 66, David Brown, 1994

Touchdowns

- 13, Ron Shanklin, 1967
- 12, Casey Fitzgerald, 2007
- 11, David Brown, 1994
11, George Marshall, 2001
11, Marvin Walker, 1982
- 10, John Love, 1966
- 9, Johnny Quinn, 2004
9, Charlie Murray, 1978
- 8, Troy Redwine, 1995
- 4, Four with 7

Yards Per Reception

(Minimum 20 catches)

- 31.6, A.V. Collins (30-949), 1949
- 25.5, Troy Redwine (34-867), 1993
- 22.0, Vance Jackson (29-639), 1973
- 21.1, Ron Shanklin (41-867), 1967
- 20.9, Johnny Quinn, (34-709), 2003
- 20.7, Scott Ford (21-435), 1992

↳ Career Receiving Leaders

Yards

- 2,718, Johnny Quinn, 2003-06
- 2,567, Troy Redwine, 1992-96
- 2,533, Casey Fitzgerald, 2005-08
- 2,465, Ron Shanklin, 1967-69
- 2,402, David Brown, 1991-94
- 2,183, Barry Moore, 1968-69
- 2,124, John Love, 1965-66
- 1,939, Marcus Camper, 1985-88
- 1,932, Pete Harvey, 1978-81
- 1,701, James Russell, 1965-67

Receptions

- 229, Casey Fitzgerald, 2005-08
- 187, Johnny Quinn, 2003-06
- 182, David Brown, 1991-94
- 164, Pete Harvey, 1978-81
- 144, John Love, 1965-66
144, Ron Shanklin, 1967-69
- 140, Barry Moore, 1968-69
- 138, Troy Redwine, 1992-96
- 137, Marvin Walker, 1979-82
- 122, Jim Russell, 1965-67

Receiving Touchdowns

- 31, Ron Shanklin, 1967-69
- 23, Troy Redwine, 1992-95
- 22, David Brown, 1991-94
- 21, Johnny Quinn, 2003-06
- 20, Casey Fitzgerald, 2005-08
- 17, John Love, 1965-66
- 15, George Marshall, 1999-2002
- 14, Casey Fitzgerald, 2005-08
14, Marcus Camper, 1985-88
14, James Russell, 1965-67

Yards Per Reception

(minimum 40 catches)

- 18.7, Broderick McGrew (66-1,224), 1996-99
- 18.6, Troy Redwine (138-2,567), 1992-96
- 18.1, David Kervin, (69-1,246), 1972-73
- 17.8, David Yaeger (77-1,369), 1971-72
- 17.4, Marcus Camper (111-1,939), 1985-88

↳ Career 100-Yard Receiving Games

- 11, John Love, 1965-66
11, Barry Moore, 1968-69
- 10, Casey Fitzgerald, 2005-08
9, Ron Shanklin, 1967-69
- 6, Casey Fitzgerald, 2005-08
6, Johnny Quinn, 2003-06
6, Troy Redwine, 1993-95
6, David Yaeger, 1971-72
- 5, David Brown, 1991-94
- 4, Marvin Walker, 1979-82

↳ Consecutive 100-Yard Receiving Games

- 3, Ron Shanklin, 1969
3, Ret Little, 1970
3, David Yaeger, 1972
- 2, Casey Fitzgerald, 2008
2, Casey Fitzgerald, 2007
2, Sam Dibrell, 2007
2, Barry Moore, 1969
2, Troy Redwine, 1993
2, Johnny Quinn, 2004, 2006

↳ 150-Yard Receiving Games

- 327, Casey Fitzgerald vs. SMU, 9/8/07
- 231, Casey Fitzgerald vs. UL-Lafayette, 10/11/08
- 231, Scott Ford vs. Abilene Christian, 9/5/92
- 228, Barry Moore vs. UTEP, 11/9/68
- 224, Marcus Camper vs. Texas, 9/24/88
- 220, John Love vs. UT Chattanooga, 11/19/66
- 217, Barry Moore vs. SW Louisiana, 9/20/69
- 191, David Yaeger vs. San Diego State, 12/4/71
- 184, Ron Shanklin vs. Cincinnati, 11/1/69
- 176, Johnny Quinn vs. UL Lafayette, 9/27/2003
- 175, Ret Little vs. Cincinnati, 11/7/70
- 172, Tony Merriwether, NE Louisiana, 9/25/82
- 168, David Brown vs. S. F. Austin, 11/5/94
- 167, John Love vs. Arkansas, 10/23/65
- 167, Troy Redwine vs. Oklahoma State, 10/1/94
- 166, Ret Little vs. New Mexico State 10/31/70
- 164, Marvin Walker vs. Tulsa, 11/20/82
- 163, James Russell vs. Southern Illinois, 10/22/66
- 162, Troy Redwine vs. NE Louisiana, 11/20/93
- 158, Joel Nwigwe vs. Middle Tennessee, 10/25/03
- 158, John Love vs. Parsons College, 9/25/65
- 158, Ron Shanklin vs. Louisville, 9/30/67
- 157, Pete Harvey vs. NE Louisiana, 11/14/81
- 155, Barry Moore vs. Arkansas, 10/26/68
- 154, Broderick McGrew vs. Nevada, 10/30/99
- 153, Johnny Quinn vs. Middle Tenn. 10/2/2004
- 152, David Brown vs. SW Texas State, 10/8/94
- 151, Ron Shanklin vs. Cincinnati, 11/2/68



↳ North Texas Career Receiving Leaders

1. Johnny Quinn - 2,718

2003-06

Year	G	Rec.	Yards	Avg.	TD	Long
2003	13	34	709	20.9	3	54
2004	12	49	785	16.0	9	67
2005	11	47	591	12.6	5	42
2006	11	57	633	11.1	4	54
Career	47	187	2,718*	15.15	21	67

2. Troy Redwine - 2,567

1992-96

Year	G	Rec.	Yards	Avg.	TD	Long
1992	11	5	89	17.8	0	30
1993	11	34	867	25.5	8	96
1994	12	49	811	16.6	7	59
1995	11	50	800	16.0	8	70
Career	45	138	2,567	18.9	23	96

3. Casey Fitzgerald - 2,533

2005-08

Year	G	Rec.	Yards	Avg.	TD	Long
2005	5	1	9	9.0	0	9
2006	6	4	83	20.8	2	36
2007	12	111	1,322*	11.9	12	99*
2008	12	113*	1,119	9.9	6	57
Career	35	229*	2,533	12.9	20	99

4. Ron Shanklin - 2,465

1967-69

Year	G	Rec.	Yards	Avg.	TD	Long
1967	5	47	724	15.4	8	
1968	6	41	867	21.1	13	
1969	12	56	1,322	23.6	10	
Career	35	144	2,465	20.0	31	

5. David Brown - 2,402

1991-94

Year	G	Rec.	Yards	Avg.	TD	Long
1991	11	45	531	11.8	1	35
1992	11	26	361	13.9	3	43
1993	11	45	497	11.0	7	39
1994	12	66	1,013	15.3	11	84
Career	45	182	2,402	13.0	22	84

*School Record

↳ Year-By-Year Pass Receptions Leaders

Year	Player	Rec.	Yds.	Avg.	TD
2009	Jamaal Jackson	71	701	9.9	6
2008	Casey Fitzgerald	113	1119	9.9	6
2007	Casey Fitzgerald	111	1322	11.9	12
2006	Johnny Quinn	57	633	11.1	4
2005	Johnny Quinn	47	591	12.6	5
2004	Johnny Quinn	49	785	16.0	9
2003	Johnny Quinn	34	709	20.9	3
2002	George Marshall	30	398	13.3	2
2001	George Marshall	32	546	17.1	11
2000	Byron Curtis	21	336	16.0	1
1999	Broderick McGrew	32	601	18.8	5
1998	Jay Young	32	428	13.4	1
1997	Jay Young	36	552	15.3	4
1996	Brian Waters	28	272	9.7	4
1995	Troy Redwine	50	800	16.0	8
1994	David Brown	66	1013	15.3	11
1993	David Brown	45	497	11.0	7
1992	Clayton George	36	563	15.6	2
1991	David Brown	45	531	11.8	1
1990	Erric Pegram	55	444	8.1	1
1989	Tony Cook	45	523	11.6	3
1988	Marcus Camper	54	938	17.3	7
1987	Marcus Camper	24	422	17.5	3
1986	Marcus Camper	16	247	15.4	1
1985	Marcus Camper	17	332	19.5	3
1984	Tim Wasson	28	453	16.1	1
1983	Tim Wasson	37	553	14.9	4
1982	Marvin Walker	91*	934	10.3	11
1981	Pete Harvey	57	743	13.0	3
1980	Pete Harvey	47	496	10.6	5
1979	Pete Harvey	37	424	11.5	1
1978	Charlie Murray	32	546	17.1	9
1977	Tim Loftin	33	523	15.8	5
1976	J.T. Hollins	22	331	15.0	1
1975	Jeff Webb	23	375	16.3	1
1974	J.T. Hollins	27	374	13.9	1
1973	David Kervin	34	641	18.8	6
1972	David Yaege	42	738	17.6	2
1971	David Yaege	35	631	18.0	4
1970	Ret Little	43	733	17.0	2
1969	Barry Moore	71	1130	15.9	5
1968	Barry Moore	69	1053	15.3	7
1967	James Russell	44	624	14.1	5
1966	John Love	68	1130	16.6	10
1965	John Love	76	994	13.1	7
1964	Carl Lockhart	29	341	11.8	1
1963	Herb Carr	7	88	12.6	1
1962	A.D. Whitfield	7	116	16.6	3
1961	W. Freeman	6	63	10.5	0
1960	Billy Christle	12	161	13.4	0
1959	Abner Haynes	16	231	14.4	3
1958	Abner Haynes	19	298	15.7	3
1957	Abner Haynes	11	50	4.5	0
1956	Dennis Shaw	15	279	18.6	1
1955	Dennis Shaw	13	225	17.3	2
1954	Char. McGinty	25	376	15.0	5
1953	Ken Hall	18	288	15.5	3
1952	Winton Criswell	12	157	13.1	1
1951	Wendell Swann	23	472	20.5	5
1950	Wendell Swann	26	434	16.7	1

*NCAA Leader



RECORDS

↳ total offense

↳ Team Total Offense

Plays

Game: 99 vs. New Mexico State, 10/31/70

Opp. Low: 36 vs. New Mexico State, 10/4/58

Season: 934, 2007; Opp. Low: 532, 1958

Yards

Game: 635 vs. Navy, 11/10/07

Opp. Low: 46 vs. Cincinnati, 10/10/59

Season: 4,904, 2009; Opp. Low: 1821, 1967

Most Yards Total Offense

1. 635 vs. Navy, 11/10/07
2. 613 vs. SMU, 9/8/07
3. 583 vs. Western Kentucky, 10/31/09
3. 579 vs. SW Louisiana, 9/20/69
- 579 vs. Cincinnati, 11/2/68
5. 544 vs. Abilene Christian, 9/15/90

Most Plays

1. 934 (2007)
2. 884 (2008)
3. 878 (1980)
4. 848 (1951)
5. 833 (2009)

Most Yards of Total Offense

1. 4,904 (2009)
2. 4,901 (2007)
3. 4,845 (1951)
4. 4,643 (1994)
5. 4,526 (1988)

Most Yards of Total Offense Per Game

1. 421.0 (1969)
2. 420.2 (1951)
3. 408.7 (2009)
4. 408.4 (2007)
5. 392.3 (1968)

↳ Individual Total Offense

(300-Yard Total Offense Games)

- 597, Daniel Meager vs. SMU, 9/8/07
 571, Giovanni Vizza vs. Navy, 11/10/07
 486, Mitch Maher vs. Stephen F. Austin, 11/4/94
 483, Steve Ramsey vs. SW Louisiana, 9/20/69
 443, Jason Mills vs. Utah State, 11/22/97
 433, Josh Gulley vs. UNLV, 11/4/95
 426, Scott Davis vs. Texas, 9/24/88
 413, Giovanni Vizza vs. Louisiana-Lafayette, 10/13/07
 398, Riley Dodge vs. FIU, 11/14/09
 393, Steve Ramsey vs. Cincinnati, 11/2/68
 382, Giovanni Vizza vs. UL-Lafayette, 10/11/08
 382, Phil Shotland vs. San Diego State, 12/4/71
 370, Riley Dodge vs. Middle Tennessee, 9/26/09
 366, Rusty Hill vs. Tulsa, 11/20/82
 364, Giovanni Vizza vs. UL-Monroe, 10/18/08
 360, Steve Ramsey vs. Cincinnati, 11/1/69
 359, Mitch Maher vs. Oklahoma State, 10/1/94
 358, Steve Ramsey vs. Wichita State, 11/8/69
 351, Steve Ramsey vs. UTEP, 11/9/68
 334, Mitch Maher vs. NE Louisiana, 11/20/93
 334, Joe Milton vs. Cincinnati, 11/7/70
 333, Scott Davis vs. Arkansas State, 9/17/88
 332, Daniel Meager vs. Florida Atlantic, 9/22/07
 332, Riley Dodge vs. Western Kentucky, 10/31/09
 327, Casey Fitzgerald vs. SMU, 9/8/07

- 327, Corkey Boland vs. UT Chattanooga, 11/19/66
 326, Mitch Maher vs. Nicholls State, 11/12/94
 315, Riley Dodge vs. Army, 11/21/09
 305, Mitch Maher vs. Abilene Christian, 10/16/92

↳ Single-Game Total Offense Leaders

Most Plays

1. 73, Giovanni Vizza vs. UL-Lafayette, 10/6/07
2. 72, Daniel Meager vs. SMU, 9/8/07
- 72, Daniel Meager vs. FAU, 9/22/07
4. 66, Joe Milton vs. Cincinnati, 11/7/70
- 66, Phil Shotland vs. San Diego St, 12/4/71

Most Yards

1. 597, Daniel Meager vs. SMU, 9/8/07
2. 571, Giovanni Vizza vs. Navy, 11/10/07
3. 486, Mitch Maher vs. S. F. Austin, 11/4/94
4. 483, Steve Ramsey vs. SW Louisiana, 9/20/69
5. 443, Jason Mills vs. Utah State 11/22/97

↳ Single-Season Total Offense Leaders

Most Plays

1. 516, Giovanni Vizza, 2007
2. 481, Steve Ramsey, 1969
3. 463, Scott Davis, 1990
4. 458, Mitch Maher, 1994
5. 443, Steve Ramsey, 1968

Most Yards

1. 3,280, Mitch Maher, 1994
2. 2,944, Giovanni Vizza, 2008
3. 2,848, Scott Davis, 1988
4. 2,711, Mitch Maher, 1993
5. 2,687, Giovanni Vizza, 2007
6. 2,637, Steve Ramsey, 1969

↳ Career Total Offense Leaders

Most Plays

1. 1,549, Scott Davis, 1988-90
2. 1,471, Mitch Maher, 1991-94
3. 1,132, Steve Ramsey, 1967-69
4. 1,101, Scott Hall, 2000-2004
5. 1,016, Ken Washington, 1974-77

Most Yards

1. 9,006, Mitch Maher, 1991-94
2. 8,717, Scott Davis, 1987-90
3. 6,568, Steve Ramsey, 1967-69
4. 6,440, Scott Hall, 2000-2004
5. 5,631, Giovanni Vizza, 2007-2008
6. 4,313, Ken Washington, 1974-77
7. 4,161, Jason Mills, 1994-97
8. 4,093 Patrick Cobbs, 2001-05
9. 3,579 Jamario Thomas, 2004-07
10. 3,046, Vidal Carlin, 1965-66
10. 2,901, Greg Carter, 1980-83

↳ Year-By-Year Total Offense Leaders

Year	Player	Rush	Pass	Total
2009	Riley Dodge	463	1,975	2,438
2008	Giovanni Vizza	116	2828	2944
2007	Giovanni Vizza	299	2388	2687
2006	Jamario Thomas	668	0	668
2005	Patrick Cobbs	1154	33	1187
2004	Scott Hall	11	1818	1829
2003	Scott Hall	74	1732	1806
2002	Kevin Galbreath	1298	0	1298
2001	Scott Hall	143	1453	1596
2000	Scott Hall	230	937	1167
1999	Ja'Quay Wilburn	1016	0	1016
1998	Ja'Quay Wilburn	754	0	754
1997	Jason Mills	35	1667	1702
1996	Jason Mills	24	1016	1040
1995	Jason Mills	55	1183	1238
1994	Mitch Maher	177	3103	3280
1993	Mitch Maher	116	2595	2711
1992	Mitch Maher	167	2090	2257
1991	Wendell Mosley	-37	861	824
1990	Scott Davis	643	1550	2193
1989	Scott Davis	115	1941	2056
1988	Scott Davis	439	2409	2848
1987	Scott Davis	316	1023	1339
1986	Bron Beal	331	664	995
1985	Mike Rhone	294	487	781
1984	Mike Rhone	206	375	581
1983	Greg Carter	80	1275	1355
1982	Rusty Hill	-61	1704	1643
1981	Greg Carter	-38	782	744
1980	Joe Stevenson	89	1582	1671
1979	Jordan Case	-52	1152	1100
1978	Jordan Case	267	1360	1627
1977	Ken Washington	258	1155	1413
1976	Ken Washington	395	587	982
1975	Glen Ray	7	472	479
1974	Ken Washington	481	1042	1523
1973	Phil Shotland	-13	959	946
1972	Rick Shaw	74	734	808
1971	Rick Shaw	99	666	756
1970	Joe Milton	186	1852	2038
1969	Steve Ramsey	-191	2828	2637
1968	Steve Ramsey	-149	2516	2367
1967	Steve Ramsey	-168	1732	1564
1966	Vidal Carlin	-122	1510	1388
1965	Vidal Carlin	-65	1723	1658
1964	A.D. Whitfield	592	0	592
1963	Dwain Bean	770	14	784
1962	Dwain Bean	657	0	657
1961	Bobby Smith	541	0	541
1960	Robert Duty	30	614	644
1959	Vernon Cole	550	304	854
1958	Vernon Cole	269	589	858
1957	Ray Toole	316	367	683
1956	Ray Toole	90	485	575
1955	Don Baker	164	700	864
1954	Don Baker	164	630	794
1953	Dean Renfro	700	0	700
1952	Tommy Gray	829	0	829
1951	Richard Harvey	-143	1194	1051
1950	Zeke Martin	2	822	824



↳ All-Purpose Yards

Yards In A Game

- 327, Casey Fitzgerald vs. SMU, 9/8/07
- 301, Jamario Thomas vs. Idaho, 11/13/2004
- 287, David Kervin vs. Wichita St., 11/10/73
- 285, John Love vs. Arkansas, 10/23/65
- 284, Erric Pegram vs. Alcorn State, 9/8/90
- 269, Lance Dunbar vs. Florida Atlantic, 10/17/09
- 264, Johnny Quinn vs. Arkansas St., 11/26/05
- 262, Lance Dunbar vs. Western Kentucky, 10/31/09
- 258, Jamario Thomas vs. N.M. State, 10/23/2004
- 256, Jamario Thomas vs. Utah State 10/9/2004

Yards In A Season

- 1,815, Jamario Thomas, 2004
- 1,735, Lance Dunbar, 2009
- 1,711, Patrick Cobbs, 2003
- 1,652, Leo Taylor, 1968
- 1,604, Bernard Jackson, 1978
- 1,594, Erric Pegram, 1990
- 1,504, John Love, 1965
- 1,432, John Love, 1966
- 1,394, Malcom Jones, 1980
- 1,385, David Brown, 1994

Yards In A Career

- 5,222, Patrick Cobbs, 2001-05
- 3,835, Johnny Quinn, 2003-06
- 3,670, Jamario Thomas, 2004-07
- 3,562, Marcus Camper, 1985-88
- 3,322, Abner Haynes, 1957-59
- 3,299, Ja'Quay Wilburn, 1997-2000
- 3,022, Broderick McGrew, 1996-99
- 3,011, David Brown, 1991-94
- 2,997, Carlen Charleston, 1980-83
- 2,977, John Love, 1965-66
- 2,929, Bernard Jackson, 1978-80
- 2,882, Leo Taylor, 1968-69
- 2,774, Erric Pegram, 1988-90
- 2,699, Troy Redwine, 1992-95
- 2,697, Ja'Mel Branch, 2003-05
- 2,571, Ron Shanklin, 1967-69
- 2,465, Hut Allred, 1994-98
- 2,450, Kevin Galbreath, 2001-02

↳ Year-By-Year All-Purpose Yards Leaders

Year	Name	Rush	Rec.	Rtn.	Tot.
2009	Lance Dunbar	1,378	300	57	1,735
2008	Casey Fitzgerald	47	1119	14	1180
2007	Casey Fitzgerald	0	1322	0	1322
2006	Johnny Quinn	0	633	175	808
2005	Patrick Cobbs	1154	106	226	1486
2004	Jamario Thomas	1801	14	0	1815
2003	Patrick Cobbs	1680	43	48	1771
2002	Kevin Galbreath	1298	21	0	1319
2001	Kevin Galbreath	1119	12	0	1131
2000	Ja'Quay Wilburn	756	63	0	819
1999	Broderick McGrew	0	601	473	1074
1998	Broderick McGrew	0	393	587	980
1997	Hut Allred	586	49	206	841
1996	Hut Allred	907	19	41	967
1995	Billie Smith	-7	441	563	997
1994	David Brown	8	1013	364	1385
1993	Terrance Brown	1101	6	0	1107
1992	Terrance Brown	976	16	0	992
1991	David Brown	58	531	307	896
1990	Erric Pegram	957	444	193	1594
1989	Tony Cook	-21	523	422	924
1988	Marcus Camper	0	938	412	1350
1987	Marcus Camper	0	422	368	790
1986	Marcus Camper	49	247	397	693
1985	Marcus Camper	0	332	397	729
1984	Tim Wasson	46	453	408	907
1983	Tim Wasson	38	553	126	717
1982	Marvin Walker	0	934	0	934
1981	C. Charleston	420	94	433	947
1980	Malcolm Jones	1144	250	0	1394
1979	Bernard Jackson	749	77	445	1271
1978	Bernard Jackson	1453	76	75	1604
1977	Mike Jones	940	245	0	1185
1976	Mike Jones	411	164	0	575
1975	Sears Woods	446	44	326	816
1974	John Brown	674	57	0	731
1973	David Kervin	82	641	554	1277
1972	Charles Johnson	685	118	381	1184
1971	Ken Fontno	0	0	702	702
1970	Ret Little	0	733	0	733
1969	Leo Taylor	545	357	328	1230
1968	Leo Taylor	1017	443	192	1652
1967	Ron Shanklin	0	867	0	867
1966	John Love	-5	1130	307	1432
1965	John Love	54	994	497	1545
1964	Carl Lockhart	169	341	297	807
1963	Dwain Bean	770	51	0	821
1962	Dwain Bean	657	3	0	660
1961	Bobby Smith	541	63	172	776
1960	Terry Parks	229	243	168	640
1959	Abner Haynes	730	231	248	1209
1958	Abner Haynes	495	298	391	1184
1957	Abner Haynes	639	50	240	929



RECORDS

↳ punting and kicking

↳ Punts

Yards

Game: 518, David Yaeger vs. Weber St., 9/18/71
Season: 3,946, Toby Gowin, 1996
Career: 11,345, John Starnes, 1981-84

Number

Game: 14, David Yaeger vs. Drake, 9/30/72
Season: 89, Toby Gowin, 1996
Career: 286, John Starnes, 1981-84

Average

Game: 54.5, Jerry Pair vs. W. Texas St., 10/3/59
Season: 47.2 John Baker
Career: 44.0, John Baker, 1997-99

Longest Punt

- 92, Toby Gowin vs. Vanderbilt, 10/12/96
- 91, Don Baker vs. UT Chattanooga, 11/5/55
- 91, Bart Helsley vs. UL Monroe, 11/24/90
- 87, John Starnes vs. UT Arlington, 11/19/83
- 79, Jason Ball vs. Middle Tennessee, 10/13/01
- 77, Bron Beal vs. Arkansas State, 11/7/87
- 77, John Starnes vs. UL Monroe, 11/10/84
- 73, Truman Spencer vs. SMU, 9/8/07
- 73, Truman Spencer vs. Middle Tennessee, 10/27/07
- 72, Whit Smith vs. Miami, 11/22/80
- 72, Bart Helsley vs. McNeese State, 10/20/90
- 71, Whit Smith vs. SMU, 9/13/80
- 71, Brad Kadlubar vs. Middle Tennessee, 11/23/02

↳ PAT's Made

Game

1. 10, Freddie Clotiaux vs. SW Oklahoma, 10/6/50
2. 9, Jeremy Knott vs. Western Kentucky, 10/31/09
3. 8, Thomas Moreland vs. Navy, 11/10/07
- 8, Gene Bahnsen vs. Sul Ross, 9/29/51
- 8, Richard DeFelice vs. Nicholls St., 11/13/93
6. 7, Buddy Hamm vs. UTEP, 9/2/78
- 7, Tom Bresnahan vs. UT-Arlington, 11/19/83

Season

1. 44, Nick Bazaldua, 2003
2. 37 Nick Bazaldua, 2004
- 37, Iseed Khoury, 1977
- 37, Keith Chapman, 1988
5. 35, Jeremy Knott, 2009
6. 34, Thomas Moreland, 2007

Career

1. 121, Nick Bazaldua, 2002-05
2. 89, Keith Chapman, 1986-89
3. 70, Iseed Khoury, 1975-77
4. 59, Jason Ball, 1999-2001
5. 57, Jeremy Knott, 2008-09
6. 46, Jeff Graham, 1994-96
- 46, John Love, 1965-66

↳ PAT Percentage

Season

(at least 10 att.)

1. 1.000 (37-37), Iseed Khoury, 1977
- 1.000 (37-37), Keith Chapman, 1988
- 1.000 (22-22), Keith Chapman, 1989
4. .977 (44-45), Nick Bazaldua, 2003
5. .974 (37-38), Nick Bazaldua, 2004

Career

1. .985 (69-70), Iseed Khoury, 1975-77
2. .978 (89-91), Keith Chapman, 1986-89

Most Consecutive PATs Made

1. 61, Keith Chapman, 1987-89
2. 60, Iseed Khoury, 1975-77

↳ Year-By-Year Punting Leaders

Year	Name	No.	Yds.	Avg.
2009	Will Atterberry	55	2143	39.0
2008	Truman Spencer	69	2925	42.4
2007	Truman Spencer	65	2703	41.6
2006	Truman Spencer	55	2245	40.8
2005	Truman Spencer	75	2829	37.7
2004	Brad Kadlubar	73	2919	40.0
2003	Brad Kadlubar	73	2951	40.4
2002	Brad Kadlubar	85	3619	42.6
2001	Jason Ball	66	2553	38.7
2000	Jason Ball	75	2865	38.2
1999	John Baker	82	3535	43.1
1998	John Baker	66	2783	42.2
1997	John Baker	62	2925	47.2
1996	Toby Gowin	89	3946	44.3
1995	Toby Gowin	78	3280	42.1
1994	Toby Gowin	49	1767	36.1
1993	Toby Gowin	32	1162	36.3
1992	Erik Forrest	41	1416	34.5
1990	Bart Helsley	62	2353	37.9
1989	Bart Helsley	52	1903	36.5
1988	Bron Beal	42	1582	37.7
1987	Bron Beal	66	2696	40.8
1986	Bron Beal	54	2227	41.2
1985	Bron Beal	79	2860	36.2
1984	John Starnes	76	3201	42.1
1983	John Starnes	71	2914	41.0
1982	John Starnes	72	2739	38.0
1981	John Starnes	67	2491	37.2
1980	Whit Smith	55	2159	39.3
1979	Billy Ortiz	32	1164	36.4
1978	Hugh Hamm	61	2107	34.5
1977	Don Fechtman	56	2261	40.4
1976	Don Fechtman	54	2383	44.1
1975	Don Fechtman	66	2826	42.8
1974	Don Fechtman	59	2314	39.2
1973	Paul Schroeder	47	1582	33.7
1972	David Yaeger	37	2787	37.7
1971	David Yaeger	84	3463	41.2
1970	Danny Collins	47	1706	36.3
1969	Steve Ramsey	56	2150	38.4
1968	Billy Anderson	60	2062	34.4
1967	James Russell	26	1062	40.8
1966	James Russell	71	2579	36.3
1965	David Neale	66	2591	39.3
1964	Carl Lockhart	54	2141	39.6
1963	Carl Lockhart	40	1578	39.5
1962	Butch Wright	47	1619	34.4
1961	Butch Wright	45	1501	33.4
1960	Dan Starns	14	424	30.3
1959	Jerry Pair	12	489	40.8
1958	Charlie Cole	15	522	34.8
1957	David Lott	22	787	35.8
1956	Not available			
1955	Don Baker	30	1349	45.0
1954	Don Baker	38	1398	36.8
1953	Don Baker	10	386	38.6
1952	Don Baker	46	1698	37.8
1951	Bill Brashier	49	1825	37.2
1950	Bill Brashier	27	959	35.5



↳ Field Goals Made

Game

- 5, Denis Hopovac vs. Florida Int'l, 10/7/06
5, Garrett Courtney vs. Utah St., 11/22/97
- 4, Iseed Khoury vs. SMU, 9/28/76
4, Garrett Courtney vs. New Mexico St., 11/21/98
- 3, Jeremy Knott vs. Ohio, 9/12/09
3, Jeremy Knott vs. ULM, 10/18/08
3, Jeremy Knott vs. ULL, 10/11/08
3, Denis Hopovac vs. FAU, 11/18/06
3, Nick Bazaldua vs. Middle Tenn., 10/2/04
3, Bernie Barbour vs. Cincinnati, 11/1/69
3, Bernie Barbour vs. Wichita St., 11/8/69
3, Todd Smith vs. Oklahoma State, 9/14/85
3, Keith Chapman vs. S. F. Austin, 10/31/87
3, Jeff Graham vs. McNeese St., 10/15/94
3, Jeff Graham vs. Boise State, 11/9/96
3, Garrett Courtney vs. Idaho, 10/31/98
3, Garrett Courtney vs. Houston, 10/24/98
3, Jason Ball vs. New Mexico State, 11/03/01

Season

- 19, Keith Chapman, 1989
- 15, Denis Hopovac, 2006
- 14, Nick Bazaldua, 2004
14, Garrett Courtney, 1997
14, Jeff Graham, 1996
14, Keith Chapman, 1988
14, Keith Chapman, 1987
14, Whit Smith, 1980

Career

- 49, Keith Chapman, 1985-89
- 42, Nick Bazaldua, 2002-05
- 29, Garrett Courtney, 1987-88
- 27, Todd Smith, 1983-86
- 26, Iseed Khoury, 1975-77
26, Jeff Graham, 1994-96

↳ Field Goal Percentage

Season

(At least 10 attempts)

- .875 (14-16), Garrett Courtney, 1997
- .818 (9-11), Jason Ball, 1999
- .813 (13-16), Richard DeFelice, 1993
- .778 (14-18), Nick Bazaldua, 2004
- .769 (10-13), Jeff Graham, 1996

Career (at completion of career)

- .743 (26-35), Jeff Graham, 1994-96
.743 (29-39), Garrett Courtney, 1997-98
- .720 (18-25), Richard DeFelice, 1992-93
- .714 (15-21), Denis Hopovac, 2003-06
- .690 (49-71), Keith Chapman, 1985-89
- .688 (22-32), Jeremy Knott, 2008-09
- .667 (24-36), Jason Ball, 1999-2001
- .656 (42-64), Nick Bazaldua, 2002-05

Longest Field Goal

- 62, Iseed Khoury vs. Richmond, 10/1/77
- 61, Garrett Courtney vs. Idaho, 10/31/98
- 57, Jason Ball vs. Arkansas State, 10/20/01
- 57, Iseed Khoury vs. UTEP, 9/10/77
- 55, Keith Chapman vs. Texas Tech, 9/4/88
- 54, Todd Smith vs. Lamar, 11/5/83
- 53, Lonnie Green vs. Baylor, 9/4/82
- 52, Iseed Khoury vs. UT-Arlington, 10/15/77
- 52, Iseed Khoury vs. Louisiana Tech, 11/19/77
- 52, Jason Ball vs. Utah State, 10/14/00
- 51, Nick Bazaldua vs. N.M. State 10/23/2004
- 51, Garrett Courtney vs. Indiana St., 9/13/97
- 51, Keith Chapman vs. Texas Tech, 9/4/88
- 51, Keith Chapman vs. Kansas State, 9/30/89
- 51, Todd Smith vs. Louisiana Tech, 10/29/83
- 50, Todd Smith vs. Louisiana Tech, 10/29/83

↳ Year-By-Year Field Goal Leaders

Year	Name	Att	Md	Pct.	Long
2009	Jeremy Knott	15	10	.667	41
2008	Jeremy Knott	17	12	.706	47
2007	Thomas Moreland	15	8	.533	37
2006	Denis Hopovac	21	15	.714	42
2005	Nick Bazaldua	16	8	.500	50
2004	Nick Bazaldua	18	14	.778	51
2003	Nick Bazaldua	15	10	.667	49
2002	Nick Bazaldua	15	10	.667	44
2001	Jason Ball	14	9	.643	57
2000	Jason Ball	10	6	.600	52
1999	Jason Ball	11	9	.818	38
1998	Garrett Courtney	23	15	.652	61
1997	Garrett Courtney	16	14	.875	51
1996	Jeff Graham	20	14	.700	48
1995	Robert Hoffman	3	3	1.000	32
1994	Jeff Graham	13	10	.769	37
1993	Richard DeFelice	9	5	.555	44
1992	Richard DeFelice	16	13	.813	50
1991	Kevin McDaniel	12	9	.750	37
1990	Brad Allen	10	3	.300	39
1989	Keith Chapman	27	19	.703	51
1988	Keith Chapman	20	14	.700	51
1987	Keith Chapman	20	14	.700	48
1986	Todd Smith	13	7	.538	48
1985	Todd Smith	15	8	.533	43
1984	Todd Smith	15	7	.467	47
1983	Tom Bresnahan	12	8	.667	38
1982	Danny McElroy	7	6	.857	42
1981	Lonnie Green	10	6	.600	45
1980	Whit Smith	21	14	.667	42
1979	Whit Smith	10	6	.600	41
1978	Buddy Hamm	4	3	.750	29
1977	Iseed Khoury	25	11	.440	62
1976	Iseed Khoury	16	8	.500	43
1975	Iseed Khoury	17	7	.411	47
1974	Lee Harrington	9	4	.444	36
1973	Lee Harrington	7	4	.571	42
1972	Ron Sigler	6	2	.333	34
1971	Mark Means	3	2	.667	36
1970	Mike Briscoe	16	8	.500	41
1969	Bernie Barbour	16	8	.500	30
1968	Mike Gattis	9	5	.556	27
1967	Randy Henry	19	6	.316	37
1966	Willie Cherry	2	2	1.000	23
1965	John Love	3	1	.333	22



RECORDS

↳ returns

↳ Team Kickoff Returns

Yards

Game: 222 vs. Rice, 9/27/08

Season: 1,576, 2008

Average

Game: 44.3 vs. Tennessee, 10/25/75

Season: 31.5, 1986

↳ Punt Returns

Number

Game: 7, Bernie Barbour vs. Wichita St., 11/11/67

Season: 36, Bernie Barbour, 1969; J.T. Smith, 1976

Career: 100, J.T. Smith, 1974-77

Yards

Game: 114, David Kervin vs., New Mexico St., 10/27/73

Season: 380, J.T. Smith, 1976

Career: 945, Bernie Barbour, 1967-69

Average

Game: 34.5, J.T. Smith vs. SMU, 9/25/76

Season: 39.3, Abner Haynes, 1957

Career: 28.6, Abner Haynes, 1957-59

Punt Returns For Touchdown

Season: 3, Billy Woods, 1966

↳ Kickoff Returns

Number

Game: 8, Micah Mosley vs. Navy, 11/10/07

Season: 32, Micah Mosley, 2007

Career: 67, Broderick McGrew, 1996-99

Yards

Game: 162, Micah Mosley vs. FIU, 12/1/07

Season: 699, Ken Fontno, 1970

Career: 1,712, Broderick McGrew, 1996-99

Average

Game: 44.3, Sears Woods vs. Tennessee, 10/25/75

Season: 32.6, Sears Woods, 1975

Career: 52.9, Ken Fontno, 1970-71

↳ Year-By-Year Punt Return Leaders

Year	Name	No.	Yds.	Avg.
2009	Darius Carey	7	43	6.1
2008	John Shorter	7	32	4.6
2007	Evyn Roman	17	97	5.7
2006	Johnny Quinn	13	92	7.1
2005	Johnny Quinn	13	98	7.5
2004	Johnny Quinn	13	118	9.1
2003	Ja'Mel Branch	12	92	7.7
2002	Ja'Mel Branch	29	229	7.9
2001	Ty Jackson	22	177	8.0
2000	Ty Jackson	16	171	10.7
1999	Ty Jackson	17	135	7.9
1998	Heath Moody	25	175	7.0
1997	Heath Moody	17	91	5.4
1996	Tubby Coleman	27	200	7.4
1995	Brian Smith	25	192	7.7
1994	Brian Smith	22	177	8.0
1993	Greg Matthews	12	91	7.5
1992	Michael High	11	126	11.5
1991	Greg Matthews	18	64	3.6
1990	Greg Matthews	21	189	9.0
1989	Tony Cook	11	126	11.5
1988	Marcus Camper	28	319	11.4
1987	Marcus Camper	23	148	6.4
1986	Marcus Camper	14	194	9.6
1985	Marcus Camper	17	90	5.3
1984	Tim Wasson	28	207	7.4
1983	Tony Merriwether	32	359	11.2
1982	Tony Merriwether	9	148	16.4
1981	Carlen Charleston	8	99	12.4
1980	Carlen Charleston	20	87	4.4
1979	Pete Harvey	13	129	9.9
1978	Charlie Murray	21	141	6.7
1977	J.T. Smith	23	143	6.2
1976	J.T. Smith	36	380	10.6
1975	J.T. Smith	25	217	8.7
1974	J.T. Smith	16	118	7.4
1973	David Kervin	25	282	11.3
1972	Staggs	15	90	6.0
1971	Ken Fontno	27	237	8.8
1970	Wilmer Levels	8	121	15.1
1969	Bernie Barbour	36	371	10.3
1968	Bernie Barbour	28	277	9.9
1967	Bernie Barbour	30	297	9.9
1966	Billy Woods	20	351	17.6
1965	John Love	9	133	14.8
1964	Carl Lockhart	15	116	7.7
1963	Philip Gonzales	2	26	13.0
1962	Carl Lockhart	4	47	11.8
1961	Butch Wright	6	65	10.8
1960	Billy Christle	5	80	16.0
1959	Abner Haynes	9	96	10.7
1958	Abner Haynes	8	168	21.0
1957	Abner Haynes	4	157	39.3

↳ Year-By-Year Kickoff Return Leaders

Year	Name	No.	Yds.	Avg.
2009	Jamaal Jackson	17	463	27.2
2008	DaWaylon Cook	26	506	19.5
2007	Micah Mosley	32	636	19.9
2006	Zach Muzzy	19	359	18.9
2005	Johnny Quinn	26	513	19.7
2004	Zach Muzzy	23	425	18.5
2003	Ja'Mel Branch	11	217	19.7
2002	Ja'Mel Branch	19	385	20.3
2001	Ja'Mel Branch	23	516	22.4
2000	Ty Jackson	16	334	20.9
1999	Broderick McGrew	23	473	20.6
1998	Broderick McGrew	18	587	32.6
1997	Broderick McGrew	22	531	24.1
1996	Tubby Coleman	23	458	19.9
1995	Brian Smith	15	371	24.7
1994	David Brown	16	364	22.8
1993	Michael High	27	750	27.7
1992	Michael High	6	176	29.3
1991	David Brown	16	301	18.8
1990	Greg Matthews	9	199	22.1
1989	Tony Cook	13	296	22.8
1988	Kim Phillips	9	187	20.8
1987	Tony Baker	13	280	21.5
1986	Kim Phillips	11	346	31.5
1985	Marcus Camper	14	307	21.9
1984	Todd Smith	15	342	22.8
1983	Carlen Charleston	9	175	19.4
1982	Carlen Charleston	15	269	17.9
1981	Carlen Charleston	18	334	18.6
1980	Carlen Charleston	22	587	26.7
1979	Bernard Jackson	19	445	23.4
1978	Lee English	7	187	26.7
1977	Bruce Chambers	9	148	16.4
1976	Jeff Brown	13	147	11.3
1975	Sears Woods	10	326	32.6
1974	Jeff Webb	17	307	18.1
1973	David Kervin	12	272	22.7
1972	Charles Johnson	18	381	21.2
1971	Ken Fontno	26	465	17.9
1970	Ken Fontno	32	699	21.8
1969	Leo Taylor	13	328	25.2
1968	Leo Taylor	10	192	19.2
1967	Bernie Barbour	12	239	19.2
1966	John Love	13	256	19.7
1965	John Love	16	364	22.8
1964	David Neale	10	198	19.8
1963	Bobby Smith	11	241	21.9
1962	Not available			
1961	Billy Christle	4	117	29.3
1960	Terry Parks	7	168	24.0
1959	Abner Haynes	6	152	25.3
1958	Abner Haynes	11	223	20.2
1957	Don Smith	5	96	19.2



↳ TEAM DEFENSE

Interceptions

Number

Game: 7 vs. Wichita State, 11/20/71

Season: 32, 1969; **Opp. Low:** 4, 2004

Yards

Game: 180 vs. Drake, 10/4/69

Season: 497, 1978; **Opp. Low:** 31, 1979

Most Points Allowed

- 79, Oklahoma, 9/1/07
- 77, Rice, 9/27/08
- 76, Nebraska, 9/4/93
- 74, Navy, 11/10/07
- 72, Nevada, 9/21/91
- 69, Oklahoma, 9/5/87
- 68, SMU, 1927
- 66, SMU, 1922
- 66, Arkansas, 9/29/07
- 65, Texas 9/4/2004
65, Nevada, 10/25/97

Fewest Rushing Yards Per Game

- 71.2 (1967)
- 104.7 (2003)
- 112.8 (1989)
- 116.9 (2001)
- 118.4 (1966)

Fewest Passing Yards Per Game

- 58.1 (1959)
- 69.6 (1953)
- 71.6 (1958)
- 82.4 (1960)
- 116.2 (1976)

Fewest Total Yards Per Game

- 182.1 (1967)
- 196.5 (1959)
- 201.9 (1958)
- 241.2 (1960)
- 247.5 (1983)

Fewest Points Per Game

- 1.2 (1915)
- 2.2 (1932)
- 5.5 (1920)
- 5.5 (1933)
- 6.0 (1917)

Most Interceptions

- 32 (1969)
- 28 (1967)
- 28 (1978)
- 26 (1970)
- 25 (1968)

Most Fumbles Recovered

- 36 (1971)
- 28 (1976)
- 26 (1952)
- 26 (1975)
- 25 (1980)

↳ Tackles

Season

(since 1977)

- 160, Burks Washington, 1977
- 143, Trent Touchstone, 1989
- 126, Brent Koch, 1991
126, Lance White, 1984
- 123, Lester Harper, 1982
- 121, Cody Spencer, 2003
- 120, Chris Hurd, 2003
- 117, Taylor Casey, 2002

Career

- 390, Burks Washington, 1975-78
- 387, Byron Gross, 1987-90
- 365, Brad Kassell, 1998-2001
- 359, Lester Harper, 1980-83
- 325, Lance White, 1983-86

↳ Interceptions

Game

- 3, Ken Fontno vs. Wichita State, 11/20/71
3, Leonard Dunlap vs. Drake, 10/4/69
3, Leonard Dunlap vs. BYU, 9/12/70
3, Wilmer Levels vs. Drake, 10/3/70
3, Bernie Barbour vs. Louisville, 11/16/68
3, Ret Little vs. Louisville, 9/30/67
3, Mike Shook vs. Cincinnati, 10/28/67
3, James Wright vs. Louisville, 11/18/61
3, Bill Brashier vs. Houston, 12/5/51
3, Bill Sheffield vs. S. F. Austin, 10/18/40
3, James Potts vs. Decatur Baptist, 1915

Season

- 10, Bill Brashier, 1951
- 8, Lyndon Fox, 1969
- 7, Ray Toole, 1957
7, Billy Ryan, 1962
7, Leonard Dunlap, 1970
7, Marty Morrison, 1978
7, David Morris, 1980

Career

- 19, Bill Brashier, 1949-51
- 18, Lyndon Fox, 1969-71
- 13, J.T. Smith, 1975-77
13, Leonard Dunlap, 1969-70
- 11, Jonas Buckles, 2001-2004
11, Bernie Barbour, 1967-69
11, Don McGee, 1999-02

Interception Return Yards

Game: 128, Ret Little vs. Louisville, 9/30/67

Season: 250, Leonard Dunlap, 1969

Career: 382, Leonard Dunlap, 1969-70

↳ Longest Plays

Interception Return

- 100, Don Baker vs. Midwestern State, 10/22/55
- 100, J.T. Smith vs. Louisiana Tech, 1976
- 99, Maurice Holman vs. Middle Tennessee, 9/10/05
- 97, Tobe Nwigwe vs. WKU, 11/1/08
- 97, Bill Rogers vs. SW Oklahoma, 10/6/50
- 95, Charles Beatty vs. Southern Illinois, 10/22/66
- 90, Clyde Wilkerson vs. McMurry, 10/24/38
- 90, Leonard Dunlap vs. Drake, 10/4/69
- 88, Hurles Scales vs. West Texas State, 11/18/72
- 83, Ralph Roberson vs. Sam Houston, 10/10/87

↳ Sacks

Game (since 1998)

- 3.0, Darrell Daniels vs UL-Monroe, 11/02/02
3.0, Evan Cardwell vs Baylor, 09/06/03
3.0, Adrian Awasom vs Utah State, 10/09/04
3.0, Corbin Montgomery vs. Tex. Tech, 09/18/99
- 2.0, (12 players tied)

Season (since 1983)

- 14.5, Willis Hudson, 1994
- 13.0, Scott Blank, 1997
13.0, Roderick Manning, 1989
- 12.0, Ronnie Hickman, 1983
- 11.0, Matt Tiemann, 1985
- 10.0, Brandon Kennedy, 2002
10.0, Brad Spinks, 1996
- 9.0, Rex Johnson, 1988
- 8.5, Willis Hudson, 1995
- 7.5, Adrian Awasom, 2004

Career (since 1983)

- 24.0, Willis Hudson, 1991-95
- 20.0, Adrian Awasom, 2001-04
20.0, Roderick Manning,
- 19.5, Corbin Montgomery 1997-98
- 18.0, Scott Blank, 1997-1998
- 16.5, Brandon Kennedy, 2000-03
- 15.5, Jeremiah Chapman, 2004-07
- 12.5, Evan Cardwell, 2001-04
- 12.0, Brad Spinks, 1992-96
12.0, Ronnie Hickman, 1982-83
- 11.0, Russell McMillan, 1988-92
11.0, Matt Tiemann, 1984-85

↳ Tackles For Loss

Game

(since 2001)

- 6.0, Brandon Kennedy, vs Idaho, 11/09/02
- 4.5, Adrian Awasom vs Utah State, 10/09/04
- 4.0, Evan Cardwell vs Baylor, 09/06/03
- 3.0, Jeremiah Chapman vs FAU 11/12/05
3.0, Eddrick Gilmore vs FIU, 12/01/07
3.0, Brad Kassell vs TCU, 09/01/01
3.0, Brandon Kennedy vs ULM, 10/06/01
3.0, Monte Stevenson vs ULM 10/13/07
- 2.5, Maurice Holman vs FIU, 09/07/06
2.5, Tobe Nwigwe vs Tulsa, 09/16/06
2.5, Sky Pruitt, vs FIU, 09/07/06

Season

(since 2001)

- 24, Brandon Kennedy, 2002
- 17, Jeremiah Chapman, 2007
17, Brad Kassell, 1999
17, Brandon Kennedy, 2003
- 14, Adrian Awasom, 2004
- 12, Brad Kassell, 2001
- 11, Scott Blank, 1997
- 10, Brandon Kennedy, 2000
10, Brett Renfro, 1996
- 9, Jeremiah Chapman, 2006
9, Jeremiah Chapman, 2005

Career

(since 1996)

- 61, Brandon Kennedy, 2000-03
- 39, Brad Kassell, 1998-01
- 32, Adrian Awasom, 2001-04
- 26, Corbin Montgomery, 1996-99
- 18.5, Michael Pruitt, 2003-2004
- 17, Jeremiah Chapman 2004-07



RECORDS

↳ defense

↳ Year-By-Year Interception Leaders

Year	Name	No.	Yds.	Avg.
2009	Royce Hill	3	58	19.3
2008	Tobe Nwigwe	3	98	32.7
2007	Craig Robertson	5	12	2.4
2006	Six players	1	--	--
2005	Aaron Weathers	3	31	10.3
2004	Markeith Knowlton	4	40	10.0
2003	Markeith Knowlton	4	38	9.5
2002	Don McGee	5	109	21.8
2001	Jonas Buckles	5	9	1.8
2000	Brad Kassell	4	23	5.8
	Don McGee	4	32	8.0
1999	Heath Moody	2	23	11.5
1998	Phillip Littlejohn	3	51	17.0
	Lawrence Ellis	3	0	0.0
1997	Five players	1	--	--
1996	Dhati Lewis	3	45	15.0
1995	Calvin Davis	3	0	0.0
1994	Dmitri Markham	5	12	2.4
1993	Greg Matthews	2	31	15.5
	Benny Cherry	2	18	9.0
1992	Tomur Barnes	3	33	11.0
1991	Tomur Barnes	3	51	17.0
	Donald Ericks	3	19	6.3
1990	Jeff Tutson	3	23	7.7
1989	Issac Barnett	3	19	6.3
1988	Kim Phillips	4	41	10.3
1987	Kim Phillips	4	60	15.0
1986	Mike Rhone	3	26	8.7
1985	Craig Birdsong	4	88	22.0
	Jerry Pickens	4	10	2.5
1984	Five players	1	--	--
1983	Jerry Pickens	3	23	7.7
1982	Andre Moore	3	15	5.0
1981	Zac Cypert	4	45	11.3
1980	David Morris	7	56	8.0
1979	Three players	2		
1978	Marty Morrison	7	111	15.9
1977	David Morris	3	51	17.0
	J.T. Smith	3	48	16.0
1976	J.T. Smith	4	143	35.8
1975	J.T. Smith	6	59	9.8
1974	Three players	3	--	--
1973	Don Dunlap	6	48	8.0
1972	Hurles Scales	5	131	26.2
1971	Ken Fontno	6	22	3.7
1970	Leonard Dunlap	7	132	18.9
1969	Lyndon Fox	8	64	8.0
1968	Bernie Barbour	6	87	14.5
1967	Mike Shook	7	42	6.0
1966	Billy Woods	6	138	23.0
1965	Larry Priestley	5	139	27.9
1964	Carl Lockhart	3	5	1.7
1963	Carl Lockhart	4	38	9.5
1962	Billy Ryan	7	174	24.9
1961	Butch Wright	4	88	22.0
1960	Ray Williamson	2	11	5.5
1959	Terry Parks	5	80	16.0
1958	Abner Haynes	5	122	24.4
1957	Ray Toole	7	133	19.0

↳ Year-By-Year Sack Leaders (since 1983)

Year	Name	No.
2009	Brandon Akpunku	6
2008	Eddrick Gilmore	3
2007	Jeremiah Chapman	5
2006	Jeremiah Chapman	5
2005	Jeremiah Chapman	4
2004	Adrian Awasom	8
2003	Brandon Kennedy	6
	Evan Cardwell	6
2002	Brandon Kennedy	9
2001	Darrell Daniels	3
2000	Brad Kassell	3
	Corry Pertile	3
1999	Corbin Montgomery	5
1998	Corbin Montgomery	7
1997	Scott Blank	13
1996	Brad Spinks	10
1995	Willis Hudson	9
1994	Willis Hudson	15
1993	Chad Rudzik	3
1992	Russell McMillan	7
1991	Russell McMillan	4
	Bruce Walker	4
1990	Shawn Walsh	4
1989	Roderick Manning	13
1988	Rex Johnson	9
1987	Tom Middaugh	8
1986	Tom Middaugh	5
1985	Matt Tiemann	11
1984	Mike Thompson	7
1983	Ronnie Hickman	12

↳ Year-By-Year Tackles For Loss (since 1996)

Year	Name	No.	Yards	Avg.
2009	Brandon Akpunku	11.5	54	4.7
2008	Craig Robertson	7.5	20	2.7
2007	Jeremiah Chapman	17	72	4.2
2006	Jeremiah Chapman	9	41	4.6
2005	Jeremiah Chapman	9	39	4.0
2004	Adrian Awasom	14	47	3.3
2003	Brandon Kennedy	17	60	3.2
2002	Brandon Kennedy	24	102	4.3
2001	Brad Kassell	12	29	2.4
2000	Brandon Kennedy	10	24	2.4
1999	Brad Kassell	17	27	1.6
1998	Corbin Montgomery	6	15	2.5
1997	Scott Blank	11	54	4.9
1996	Brett Renfro	10	23	2.3

↳ Year-By-Year Tackle Leaders

Year	Name	UT	AT	TT
2009	Craig Robertson	67	40	107
2008	Tobe Nwigwe	51	60	111
2007	Jeremiah Chapman	47	31	78
2006	Aaron Weathers	45	33	78
2005	Aaron Weathers	62	51	113
2004	Markeith Knowlton	65	23	88
2003	Cody Spencer	53	68	121
2002	Taylor Casey	61	56	117
2001	Cody Spencer	56	49	105
2000	Brad Kassell	72	43	115
1999	Brad Kassell	78	34	112
1998	Phillip Littlejohn	75	35	100
1997	Ron Boston	79	32	111
1996	Brett Renfro	71	27	98
1995	Brett Renfro	50	36	86
1994	Willis Hudson	48	33	81
1993	Sean Mayes	47	46	93
1992	Shawn Hicks	46	51	97
1991	Brad Koch	70	56	126
1990	Byron Gross	51	71	122
1989	Trent Touchstone	88	55	143
1988	Byron Gross	43	37	80
1987	Byron Gross	44	40	84
1986	Ed Fleming	52	53	105
1985	Lance White	52	48	100
1984	Lance White	57	69	126
1983	Lester Harper	57	39	96
1982	Lester Harper	53	70	123
1981	Not available	--	--	--
1980	Louis Haynes	75	33	108
1979	Louis Haynes	62	37	99
1978	Not available	--	--	--
1977	Burks Washington	88	72	160



↳ Team First Downs

Total

Game: 31, three times (last time vs. WKU, 10/31/09)
Opp. Low: 3, New Mexico State, 10/17/64
Season: 258 (2007); **Opp. Low:** 103 (1958)

Rushing

Game: 25 vs. New Mexico State, 10/4/58
Opp. Low: 1, New Mexico St., 10/17/64
Season: 152, 1959; **Opp. Low:** 54, 1966 and 1967

Passing

Game: 26, vs. SMU, 9/8/07
Opp. Low: 0, on several occasions
Season: 117, 1969; **Opp. Low:** 27, 1959

Penalty

Game: 6 vs. West Texas State, 11/16/74; vs. New Mexico State, 11/6/82
Opp. Low: 0, on several occasions
Season: 25, 1982; **Opp. Low:** 1, 1961

↳ Team Penalties

Number

Game: 17 vs. Arkansas State, 11/15/03
Season: 114, 2003 **Opp. Low:** 33, 1959

Yards

Game: 239 vs. North Dakota, 9/27/52;
Season: 1,130, 2003; **Opp. Low:** 272, 1959

↳ Team Fumbles

Number

Game: 12 vs. Southern Mississippi, 10/31/81
Season: 48, 1984; **Opp. Low:** 18, 1961

↳ Single-Season Team Records

Most Wins

1. 10 (1947)
 10 (1977)
 3.9 (1959)
9 (1978)
9 (2003)

Most Losses

1. 11 (2008)
 2. 10 (1972)
 10 (2007)
 10 (2009)
 5.9 (1981)
9 (1982)
9 (1984)
9 (1995)
9 (1999)
9 (2005)
9 (2006)

Best Winning Percentage

1.875 (7-1 in 1920)
875 (7-1 in 1941)
 3.850 (8-1-1 in 1932)
 4.833 (10-2 in 1947)
 5.818 (9-2 in 1959)
818 (9-2 in 1977)
818 (9-2 in 1978)

↳ Yearly NCAA Statistical Leaders

Individual

Rushing (avg. per game)
 2004 - Jamario Thomas, 180.1
 2003 - Patrick Cobbs, 152.7
Scoring (avg. per game)
 2003 - Patrick Cobbs, 11.45
Pass Receptions (avg. per game)
 2008 - Casey Fitzgerald, 9.42
Interceptions Returned For Touchdown
 1969 - Leonard Dunlap, 3
Touchdown Passes
 1967 - Steve Ramsey, 21
Touchdown Receptions
 1967 - Ron Shanklin, 13
Interceptions
 1957 - Ray Toole, 7
Punting
 1955 - Don Baker, 45.0

Team

Interceptions
 1967 - 28
Punt Return Average
 1957 - 17.5

↳ Current NCAA Record Holders

Team - Game

Most Overtimes
 Seven OT vs. Florida International, 10/7/06*

Most Plays Both Teams

196, San Diego State (99) and North Texas (97), 12/4/71

Most Combined Points In A Regulation Game

136, Navy (74) and North Texas (62), 11/10/07

Most Combined Points In A Quarter

63, Navy (35) and North Texas (28), 2nd Quarter, 11/10/07

Most Field Goals Attempted

9 vs. Florida International, 10/7/06*

Safeties Recorded

3, vs. UL-Lafayette, 9/27/2003*

Longest Fumble Return

100 Yards vs. Utah State, 10/9/2004*

Team - Season

Most Turnovers
 61, in 1971

Lowest Average Yards Per Rush

(Min. 400 Rushes)
 1.3, in 1966 (408 rushes for 513 yards)

Most Opponent Fumbles Recovered

36 in 1972

Individual - Game

Longest Fumble Return
 100 yards - T.J. Covington, 2004*

Most Field Goals Attempted

9, Denis Hopovac, vs. FIU, 10/7/06*

Most Touchdown Passes In A Half

7, Giovanni Vizza, vs. Navy, 11/10/07

Most Touchdown Passes In A Game By A Freshman

8, Giovanni Vizza, vs. Navy, 11/10/07

Individual - Season

Earliest Game Reaching 1,000 Yards Rushing by a Freshman
 5th Game - Jamario Thomas, 2004*

Most Games Gaining 200 Yards or More Rushing by a Freshman

6 Games - Jamario Thomas, 2004

Consecutive Games Gaining 200 Yards Rushing

5 Games - Jamario Thomas, 2004*

Individual - Career

Interceptions Per Game
 2.3, Steve Ramsey, 1967-69
 (67 interceptions in 29 games)

↳ Former NCAA Record Holders

Career Touchdown Passes

69, Steve Ramsey, 1967-69

Career Total Offense Yards

6,568, Steve Ramsey, 1967-69

Career Touchdowns

71, Steve Ramsey, 1967-69

Career Points

436, Steve Ramsey, 1967-69

Career Pass Completions

491, Steve Ramsey, 1967-69

Career Touchdown Passes

69, Steve Ramsey, 1967-69

Career Passing Yards

7,076, Steve Ramsey, 1967-69

Career Pass Attempts

1,105, Steve Ramsey, 1967-69

Career TDs By A Passer/Receiver

Combination

30, Steve Ramsey and Ron Shanklin, 1967-69

Receptions In One Season

91, Marvin Walker, 1982 (I-AA)

Receptions In One Game

22, Marvin Walker vs. Tulsa, 11/20/82

Long Punt

91, Bart Helsley vs. NE Louisiana, 1990
 (Div. I-AA)

↳ Final National Rankings

1977 - No. 16 (UPI)
 1983 - No. 4 (Div. I-AA)
 1987 - No. 16 (Div. I-AA)
 1988 - No. 12 (Div. I-AA)
 1994 - No. 18 (Div. I-AA)

* Ties Record



RECORDS

↳ conference records

↳ Missouri Valley Conference

Team Records

Fewest Plays Allowed - Game

36, vs. New Mexico State, 1958

Passes Had Intercepted - Season

36 in 1969

Fewest Rushing Yards Allowed - Season

413 in 1966

Fewest Passing Yards Allowed - Season

581 in 1959

Most Interceptions - Season

32 in 1969

Individual Records

Interception Return Yards - Season

250, Leonard Dunlap, 1969

Kickoff Return Yards - Season

699, Ken Fontno, 1970

Passing Yards - Career

7,076, Steve Ramsey, 1967-69

Touchdown Passes - Career

69, Steve Ramsey, 1967-69

Interception Return Yards - Career

382, Leonard Dunlap, 1969-70

Punt Return Yards - Career

945, Bernie Barbour, 1967-69

↳ Southland Conference

Team Records

Most Fumbles Lost - Game

6, vs. McNeese State, 1984 (tie)

↳ Big West Conference

Team Records

Most Field Goals - Game

5, vs. Utah State, 1997 (tie with six teams)

Most Punting Yards - Season

3,975 in 1996

Individual Records

Most Field Goals Made - Game

5, Garrett Courtney, vs. Utah State, 1997 (tie)

Most Punts - Season

89, Toby Gowin, 1996

Most Punting Yards - Season

3,946, Toby Gowin, 1996

Longest Punt

92, Toby Gowin vs. Vanderbilt, 1996

Longest Field Goal

61, Garrett Courtney vs. Idaho, 1998

↳ Sun Belt Conference

Team Records

Most Pass Attempts - Season

553 in 2007

Most Pass Completions - Season

330 in 2007

Yards Per Pass Attempt - Season

8.7 in 2003

Touchdown Passes - Game

8 vs. Navy, 2007

Yards Per Pass Completion - Season

16.0 in 2003

Interceptions Thrown - Season

28 in 2007

Most Points By Two Teams - Game

136 vs. Navy, 2007

Field Goals Attempted - Game

9 vs. Florida Int'l, 2006

Field Goals Made - Game

5 vs. Florida Int'l, 2006

Yards Punted - Game

508 vs. TCU, 2002

Yards Punted - Season

3,673 in 2002

Punts Returns for Touchdowns - Game

1 vs. UL-Monroe 2005 (tie)

Most Kick Returns - Game

11 vs. Arkansas 2007 (tie)

Most Kick Returns - Season

85 in 2008

Quarterback Sacks - Season

44 in 2002

Safeties - Season

4 in 2003

Fewest Rushes Allowed - Season

380 in 2001

Fewest Points Allowed - Season

192 in 2002

Fewest Points Per Game - Season

12.8 in 2006

Most Fumbles Recovered - Game

6 vs. Florida International, 2005

↳ Individual Records

Rushing Yards - Season

1,801, Jamario Thomas, 2004

Rushing Attempts - Season

307, Patrick Cobbs, 2003

Rushing Attempts Per Game - Season

28.5, Jamario Thomas, 2004

Rushing Yards Per Game - Season

180.1, Jamario Thomas, 2004

Passing Attempts - Season

493, Giovanni Vizza, 2008

Passing Completions - Season

309, Giovanni Vizza, 2008

Passing Touchdowns - Game

8, Giovanni Vizza vs. Navy, 2007

Interceptions Thrown - Season

20, Giovanni Vizza, 2007

Longest Passing Play

99, Giovanni Vizza vs. ULM, 2007

Receiving Yards - Game

327, Casey Fitzgerald vs. SMU, 2007

Receiving Yards - Season

1,322, Casey Fitzgerald, 2007

Receiving Yards - Career

2,718, Johnny Quinn, 2003-06

Receptions - Game

17, Casey Fitzgerald vs. SMU, 2007

Receptions - Season

113, Casey Fitzgerald, 2008

Receptions - Career

229, Casey Fitzgerald, 2005-08

Receptions Per Game - Season

9.4, Casey Fitzgerald, 2008

Receiving Yards Per Game - Season

110.2, Casey Fitzgerald, 2007

Touchdown Receptions - Game

5, Casey Fitzgerald vs. Navy, 2007

Touchdown Receptions - Season

12, Casey Fitzgerald, 2007

All Purpose Yards Per Game - Season

181.5, Jamario Thomas, 2004

Touchdowns Responsible For - Game

8, Giovanni Vizza vs. Navy, 2007

Field Goals Attempted - Game

9, Dennis Hopovac vs. Florida International, 2007

Field Goals Made - Game

5, Dennis Hopovac vs. Florida International, 2007

Longest Field Goal

57, Jason Ball vs. Arkansas State, 2001

Most Punts - Game

12, Brad Kadlubar vs. Texas, 2004 &

Truman Spencer vs. Kansas State, 2005 (tie)

Most Punts - Season

85, Brad Kadlubar, 2002

Most Punts - Career

264, Truman Spencer, 2005-08

Yards Punted - Game

508, Brad Kadlubar vs. TCU, 2002

Yards Punted - Season

3,619, Brad Kadlubar, 2002

Yards Punted - Career

10,702, Truman Spencer, 2005-08

Longest Punt

79, Jason Ball vs. Middle Tennessee, 2001 (tie)

Interception Return Yards - Game

99, Maurice Holman vs. Middle Tennessee, 2005

Most Yards Per Interception Return - Career

51.0, Maurice Holman, 2004-07

Longest Interception Return

99, Maurice Holman vs. Middle Tennessee, 2005

Passes Defended - Career

30, Jonas Buckles, 2001-04



↳ Team Categories

Passing Offense

1994	Southland	268.6
1988	Southland	230.0
1969	Missouri Valley	294.4

Passing Defense

2009	Sun Belt	216.8
2002	Sun Belt	171.7

Total Offense

1994	Southland	392.8
1969	Missouri Valley	421.0

Total Defense

2003	Sun Belt	317.2
2002	Sun Belt	290.6
2001	Sun Belt	354.4
1969	Missouri Valley	309.9

Rushing Offense

2004	Sun Belt	186.4
1961	Missouri Valley	210.1

Rushing Defense

2003	Sun Belt	104.7
2002	Sun Belt	118.9
2001	Sun Belt	127.5
1969	Missouri Valley	122.4

Scoring Offense

2004	Sun Belt	25.8
1994	Southland	29.4

Scoring Defense

2003	Sun Belt	21.9
2002	Sun Belt	14.8
2001	Sun Belt	22.5
1983	Southland	10.6
1969	Missouri Valley	17.4

Kickoff Returns

2009	Sun Belt	22.3
2002	Sun Belt	22.5

Punting

2006	Sun Belt	38.0
2003	Sun Belt	36.6
2002	Sun Belt	37.2

Sacks

2003	Sun Belt	26
2002	Sun Belt	44

↳ Individual Categories

Total Offense

1994	Mitch Maher	Southland	3,190
1990	Scott Davis	Southland	2,193
1988	Scott Davis	Southland	2,848
1970	Joe Milton	MO Valley	2,038
1969	Steve Ramsey	MO Valley	2,637
1967	Steve Ramsey	MO Valley	1,564
1957	Ray Toole	MO Valley	683

Passing

1994	Mitch Maher	Southland	2,840
1988	Scott Davis	Southland	2,409
1970	Joe Milton	MO Valley	1,825
1969	Steve Ramsey	MO Valley	2,828
1967	Steve Ramsey	MO Valley	1,732
1957	Ray Toole	MO Valley	367

Rushing

2005	Patrick Cobbs	Sun Belt	1,154
2004	Jamario Thomas	Sun Belt	1,801
2003	Patrick Cobbs	Sun Belt	1,680
1968	Leo Taylor	MO Valley	1,017
1963	Dwain Bean	MO Valley	541
1962	Dwain Bean	MO Valley	657
1961	Bobby Smith	MO Valley	541
1957	Abner Haynes	MO Valley	639

Scoring

2009	Lance Dunbar	Sun Belt	114
2004	Jamario Thomas	Sun Belt	102
2003	Patrick Cobbs	Sun Belt	126
1988	Keith Chapman	Southland	94
1966	John Love	MO Valley	88
1961	Bobby Smith	MO Valley	42
1957	David Lott	MO Valley	42

Receiving Yards

2008	Casey Fitzgerald	Sun Belt	1,119
2007	Casey Fitzgerald	Sun Belt	1,322
1994	David Brown	Southland	977
1972	David Yaeger	MO Valley	738
1970	Ret Little	MO Valley	733
1969	Barry Moore	MO Valley	1,130

Receptions

2008	Casey Fitzgerald	Sun Belt	113
2007	Casey Fitzgerald	Sun Belt	111
1994	David Brown	Southland	63

Kickoff Returns

1998	Broderick McGrew	Big West	32.6
1970	Ken Fontno	MO Valley	21.8

Punt Returns

1957	Abner Haynes	MO Valley	39.3
------	--------------	-----------	------

Interceptions

2001	Jonas Buckles	Sun Belt	5
2000	Don McGee	Big West	4
2000	Brad Kassell	Big West	4
1970	Leonard Dunlap	MO Valley	7
1967	Mike Shook	MO Valley	7
1957	Ray Toole	MO Valley	7

Punting

2008	Truman Spencer	Sun Belt	42.4
2002	Brad Kadlubar	Sun Belt	42.6
1997	John Baker	Big West	47.2
1996	Toby Gowin	Big West	44.3
1972	David Yaeger	MO Valley	41.2
1967	James Russell	MO Valley	40.8
1964	Carl Lockhart	MO Valley	39.6

Quarterback Sacks

2003	Brandon Kennedy	Sun Belt	6
2002	Brandon Kennedy	Sun Belt	10

Tackles For Loss

2007	Jeremiah Chapman	Sun Belt	17
2003	Brandon Kennedy	Sun Belt	20
2002	Brandon Kennedy	Sun Belt	25



Individual

Rushing For Over 150 Yards

NT: Lance Dunbar, 227 yards, WKU, 10-31-09
 Opp: Phillip Tanner, 159 yards, Middle Tennessee, 11-22-08

Rushing For Over 200 Yards

NT: Lance Dunbar, 227 yards, WKU, 10-31-09
 Opp: Irving Spikes, 254 yards, NE Louisiana, 11-20-93

Rushed For Two Touchdowns In A Game

NT: Lance Dunbar (2), FIU, 11-14-09
 Opp: Ryan Aplin (2), Arkansas State, 11-28-09

Rushed For Three Touchdowns In A Game

NT: Riley Dodge (3), WKU, 10-31-09
 Opp: Zerb Singleton (3), Navy, 11-10-07

Two Runners Over 100 Yards In A Game

NT: Patrick Cobbs (131) & Roy Bishop (107) vs. Baylor, 9-6-03
 Opp: Ryan Aplin (122) & Reggie Arnold (111) Arkansas State, 11-28-09

Passing For Over 300 Yards

NT: Riley Dodge, 314, FIU, 11-14-09
 Opp: Levi Brown, 469, Troy, 10-24-09

Passing For Over 400 Yards

NT: Giovanni Vizza, 478 yards, vs. Navy, 11-10-07
 Opp: Levi Brown, 469, Troy, 10-24-09

Passing For Three Touchdowns In A Game

NT: Riley Dodge (4), WKU, 10-31-09
 Opp: Rusty Smith (3), FAU, 10-17-09

Passing For Four Touchdowns In A Game

NT: Riley Dodge (4), WKU, 10-31-09
 Opp: Rusty Smith (4), FAU, 11-8-08

RECEIVING YARDS OVER 150

NT: Casey Fitzgerald, 231 yards, vs. ULL 10-11-08
 Opp: LaGregory Sapp, 187 yards, ULM, 11-7-09

Receiving Yards Over 200

NT: Casey Fitzgerald, 231 yards, vs. ULL, 10-11-08
 Opp: Trevor Insley, 263 yards, Nevada, 10-30-99

THREE TOUCHDOWNS RECEIVING

NT: Casey Fitzgerald (5) vs. Navy, 11-10-07
 Opp: Jason Chery, ULL (3), 10-11-08

Two Receivers Over 100 Yards In A Game

NT: Casey Fitzgerald (134), Corey Washington (127), & Sam Dibrell (113) vs. Navy, 11-10-07
 Opp: J. Dillard (114) & Toren Dixon (101), Rice, 9-27-08

Three Touchdowns Scored In A Game

NT: Riley Dodge (3), WKU, 10-31-09
 Opp: Jason Chery (5), ULL, 10-11-08

Four Touchdowns Scored In A Game

NT: Lance Dunbar (4), Louisiana-Lafayette, 10-10-09
 Opp: Jason Chery (5), ULL, 10-11-08

Four Field Goals In A Game

NT: Denis Hopovac, 5 field goals vs. FIU, 10-7-06
 Opp: Nick Browne, TCU, 9-1-01

Punt Return for a Touchdown

NT: Johnny Quinn, 85 yards vs. Louisiana-Monroe 10-30-04
 Opp: Tridand Holliday, 92 yards, LSU, 9-13-08

Kickoff Return for a Touchdown

NT: Broderick McGrew, 100 yards vs. Utah State, 11-14-98
 Opp: Jorrick Calvin, 95 yards, Troy, 10-25-08

Interception Return for a Touchdown

NT: Tobe Nwigwe, 97 yards, vs. WKU, 11-1-08
 Opp: Peter Riley, 26 yards, FIU, 11-14-09

FUMBLE RETURN FOR A TOUCHDOWN

NT: T.J. Covington, 100 yards, vs. Utah State 10-9-04
 Opp: Aaron Lewis, 0 yards, Texas, 9-2-06

BLOCKED PUNT RETURN FOR A TOUCHDOWN

NT: Chris Neal, vs. WKU, 5 yards, 11-24-07
 Opp: Andrew Joseph, 33 yards, Louisiana-Lafayette, 10-10-09

Safety Scored

NT: Eddrick Gilmore vs. WKU, 10-31-09
 Opp: Team vs. Troy, 10-24-09

BLOCKED FIELD GOAL RETURN FOR A TD

NT: Phillip Littlejohn, 66 yards, vs. Idaho, 10-4-97
 Opp: Gary Love, Arizona, 60 yards, 9-28-02

TEAM

300 Yards Rushing In A Game

NT: 321 yards vs. WKU, 10-31-09
 Opp: 314 yards vs. WKU, 11-1-08

400 Yards Passing In A Game

NT: 478 yards vs. Navy, 11-10-07
 Opp: 492 yards, Troy, 10-24-09

500 Yards In Total Offense

NT: 513 yards, vs. FIU, 11-14-09
 Opp: 697 yards, Troy, 10-24-09

50 RUSHING ATTEMPTS

NT: 51 vs. Ball State, 9-3-09
 Opp: 57, Navy, 11-10-07

80 OFFENSIVE PLAYS

NT: 82 vs. FIU, 11-14-09
 Opp: 94, Troy, 10-24-09

50+ POINTS IN A GAME

NT: 68 vs. WKU, 10-31-09
 Opp: 50, Troy, 10-24-09

60+ POINTS IN A GAME

NT: 68, vs. WKU, 10-31-09
 Opp: 77, vs. Rice, 9-27-08

30 FIRST DOWNS

NT: 31 vs. WKU, 10-31-09
 Opp: 31, Navy, 11-10-07

Shutout Recorded

NT: 21-0 vs. Troy State, 10-30-03
 Opp: 35-0, Middle Tennessee, 9-30-06

LESS THAN 200 YARDS TOTAL OFFENSE ALLOWED

NT: 187 vs. Alabama, 9-19-09
 Opp: 137, UL-Monroe, 11-18-06

LESS THAN 100 YARDS RUSHING ALLOWED

NT: 63, Ohio, 9-12-09
 Opp: 79, ULM, 11-7-09

LESS THAN 100 YARDS PASSING ALLOWED

NT: 87 vs. Army, 11-21-09
 Opp: 63, UL-Monroe, 11-18-06

RECORDS

↳ annual team statistics



Year	Total	Rushing	Rushing	Passing	Passing	Total	Rushing	Passing	Offensive		Defensive	
	Offense	Offense	TD's	Offense	TD's	Defense	Defense	Defense	PF	AVG	PA	AVG
2009	4904	2223	27	2681	15	4948	2347	2601	319	26.6	427	35.6
2008	4356	1528	14	2828	15	5791	2485	3306	240	20.0	571	47.6
2007	4901	1425	16	3476	21	5837	2756	3081	298	24.8	541	45.1
2006	2786	1404	5	1382	9	4061	1792	2269	154	12.8	304	25.3
2005	2991	1569	8	1422	9	4803	2430	2373	157	14.3	346	31.5
2004	4128	2237	21	1891	14	4970	2074	2896	309	25.8	358	29.8
2003	4257	2308	28	1949	15	4124	1361	2763	358	27.5	285	21.9
2002	3699	2372	23	1327	8	3733	1542	2231	249	19.2	192	14.8
2001	3324	1764	13	1560	18	3898	1403	2495	275	22.9	293	24.4
2000	2657	1477	10	1180	7	4177	2011	2166	162	14.7	300	27.3
1999	2698	1493	5	1205	6	4401	2382	2019	118	10.7	291	26.5
1998	2844	1558	10	1286	7	4588	2369	2217	173	15.7	297	27.0
1997	3395	1463	11	1432	14	4658	2157	2501	232	21.1	331	30.1
1996	2393	1108	8	1285	6	4294	1753	2541	161	14.6	293	26.6
1995	3182	835	7	2347	17	5255	2685	2570	200	18.2	424	38.5
1994	4643	1425	15	3218	27	3977	1965	2012	343	28.6	261	21.8
1993	4031	1413	17	2626	24	4417	2681	1836	328	29.8	365	33.2
1992	3629	1449	18	2180	11	3545	1683	1892	246	22.4	261	23.7
1991	2975	1177	5	1615	10	3403	1785	1551	135	12.3	327	29.7
1990	3647	2091	20	1550	7	3663	1602	2001	223	20.3	211	19.2
1989	3452	1433	11	2019	13	3875	1241	2634	217	19.7	253	23.0
1988	4526	1810	20	2716	14	3782	1887	1895	330	27.5	174	14.5
1987	3028	1858	15	1170	10	3524	1862	1680	233	20.2	247	20.6
1986	3094	2344	21	750	5	3321	1675	1546	222	22.2	204	20.4
1985	2818	1820	10	998	6	3575	1624	1951	150	13.6	203	18.5
1984	2337	1423	5	914	2	3475	1897	1578	86	7.8	211	19.2
1983	3495	1731	16	1764	17	2970	1423	1547	276	23.0	137	11.4
1982	3428	800	2	2628	19	4569	2291	2278	179	16.3	283	25.7
1981	2561	727	9	1834	4	3541	1954	1587	111	10.1	235	21.4
1980	4221	2366	21	1855	11	3631	1495	2136	268	24.4	252	22.9
1979	3853	1927	18	1656	6	4188	2553	1635	182	16.5	235	21.4
1978	3948	2089	20	1859	12	3300	1564	1736	277	25.2	150	13.6
1977	3921	2012	24	1909	15	3166	1632	1534	305*	30.5*	162*	16.2*
1976	3075	1585	17	1490	11	3174	1896	1278	232	21.1	145	13.2
1975	2671	1523	15	1148	9	3226	1868	1358	200	18.2	210	19.1
1974	2935	1692	8	1243	7	3420	1911	1509	134	12.2	239	21.7
1973	2800	815	7	1985	11	3615	1710	1905	153	13.9	243	22.1
1972	2927	1199	NA	1728	7	4342	2339	2003	148	13.5	354	32.2
1971	2513	1125	NA	1388	9	3523	2188	1335	155	14.1	321	29.2
1970	3008	833	NA	2175	9	3167	1852	1315	173	15.7	227	20.6
1969	4210	1266	NA	2944	25	3099	1224	1875	316	31.6	174	17.4
1968	3923	1377	NA	2546	25	2944	1282	1662	297	29.7	184	18.4
1967	2996	984	NA	2012	25	1821	712	1109	278	27.8	138	13.8
1966	3094	499	NA	2595	25	2706	513	2193	298	29.8	141	14.1
1965	3062	890	NA	2172	14	4029	1837	2192	181	18.1	312	31.2
1964	2099	1123	NA	976	6	2597	1244	1353	78	7.8	172	17.2
1963	2157	1735	NA	422	NA	2855	1718	1137	108	12.0	195	21.7
1962	2344	1910	NA	434	4	2999	1443	1556	174	17.4	182	18.2
1961	2444	2109	NA	335	NA	2897	1717	1180	162	16.2	206	20.6
1960	2198	1392	NA	806	NA	2412	1670	742	107	11.9	208	23.1
1959	3713	2908	NA	805	NA	1965	1384	581	303	27.5	103	9.4
1958	3059	2118	NA	941	NA	2019	1301	718	197	19.7	93	9.3
1957	2969	2308	NA	661	NA	2587	1687	900	191	19.1	150	15.0
1956	2633	1781	NA	852	NA	2513	1576	937	188	18.8	131	13.1
1955	2554	1779	NA	865	NA	2714	1961	753	197	19.7	159	15.9
1954	2873	1848	NA	1025	NA	3037	2111	926	151	15.1	176	17.6
1953	3270	2512	NA	1103	NA	2513	1816	697	167	16.7	167	16.7
1952	3434	2593	NA	841	NA	2536	1540	996	276	27.6	137	13.7
1951	4845	3207	NA	1638	NA	2617	1795	822	434	36.2	132	11.0

Bold - North Texas record

*doesn't include forfeit to Mississippi State



RECORDS

↳ all-time results

↳ The J. W. Pender Era 3-4 Career

1913 (0-1)

L.....TCU.....0-13

1914 (3-3)

L.....TCU.....0-40
L.....at SE Oklahoma.....0-39
W.....at Burleson College.....25-0
W.....DALLAS UNIVERSITY.....13-2
L.....TERRELL ACADEMY.....0-6
W.....at Sam Houston.....18-0

↳ The J.W. St. Clair Era 20-10-3

1915 (4-1)

W.....at Sam Houston.....6-0
W.....DECATUR BAPTIST.....75-0
W.....at Southwest Texas.....14-0
W.....at Decatur Baptist.....53-0
L.....at Dallas University.....0-6

1916 (4-3-1)

W.....at SE Oklahoma.....6-0
W.....DECATUR BAPTIST.....12-0
L.....DALLAS UNIVERSITY.....0-42
L.....at Trinity.....7-12
T.....at Southwest Texas.....0-0
W.....at Thorp Springs.....48-0
L.....at Meridian.....12-13
W.....at East Texas State.....40-7

1917 (6-1)

10/1.....L.....at Burleson College.....0-14
10/8.....W.....at Hardin Simmons.....14-8
10/15.....W...SE OKLAHOMA.....27-0
10/29.....W...at Austin College.....19-13
11/5.....W...at Decatur Baptist.....48-0
11/19.....W...DALLAS UNIVERSITY...13-0
11/23.....W...MERIDIAN.....25-7

1918 (1-2-1)

L.....AUSTIN COLLEGE.....7-9
L.....at TCU.....0-39
T.....at SE Oklahoma.....7-7
W.....DECATUR BAPTIST.....25-3

1919 (5-3)

10/4.....W...at TCU.....14-6
10/11.....W...DALLAS UNIVERSITY...87-6
10/18.....W...at Tarleton State.....44-0
10/25...W...SE OKLAHOMA.....53-6
11/1.....L.....at Hardin-Simmons.....0-23
11/8.....L.....at Burleson College.....0-16
11/15.....L.....at Austin College*.....0-1
11/22...W...at Edmond Normal.....35-6

*Forfeit

↳ The Theron J. Fouts Era 23-14-2 Career

1920 (7-1)

W.....at Burleson College.....48-12
W.....at Hardin-Simmons.....7-6
W.....OKLAHOMA BAPTIST.....29-0
W.....MERIDIAN.....41-0
W.....SE OKLAHOMA.....47-0
L.....at Tarleton State.....7-20
W.....BAYLOR FRESHMAN.....28-0
W.....SOUTHWEST TEXAS.....20-6

1921 (3-3)

W.....at UT-Arlington.....41-6
L.....HARDIN-SIMMONS.....0-6
L.....TARLETON STATE.....0-13
W.....at Wesley College.....33-6
W.....BURLESON COLL.....61-12
L.....at Southwest Texas.....0-14

1922 (5-2-1)

L.....Baylor.....0-55
L.....at SMU.....0-66
W.....at Burleson College.....13-9
T.....UT-Arlington.....7-7
W.....East Texas State.....30-0
W.....TRINITY.....13-6
W.....UT-Arlington.....6-0
W.....SW TEXAS.....16-13

1923 (3-5)

L.....at SMU.....0-41
L.....at Baylor.....7-33
L.....UT-ARLINGTON.....12-30
L.....at Trinity.....0-6
W.....SAM HOUSTON.....18-6
W.....WEST TEXAS STATE.....14-6
L.....at Austin College.....0-7
W.....at Southwest Texas.....12-7

1924 (5-3-1)

L.....at SMU.....3-7
L.....at Baylor.....0-30
W.....at Decatur Baptist.....15-3
W.....at Daniel Baker.....10-0
L.....SOUTHWEST TEXAS.....6-10
W.....at Sam Houston.....7-0
W.....at Hardin-Simmons.....12-7
W.....at West Texas State.....14-7
T.....TRINITY.....0-0

↳ The John B. Reid Era 16-18-3 Career

1925 (6-4)

9/26.....L.....at SMU.....0-48
10/3.....L.....at Baylor.....6-20
10/10...W...at Decatur Baptist.....27-0
10/17...W...at Stephen F. Austin.....10-0
10/23...W...E. TEXAS STATE.....33-13
10/30...W...at West Texas State.....6-0
11/6.....L.....at Hardin-Simmons.....0-10
11/11...W...DANIEL BAKER.....13-8
11/19...W...at Southwest Texas.....10-6
11/26...L.....TRINITY.....6-16

1926 (5-3-1)

9/24.....L.....at SMU.....0-42
.....W...DECATUR BAPTIST.....16-0
.....W...at Stephen F. Austin.....9-6
10/23...L.....ABILENE CHRISTIAN..10-13
10/30...W...WEST TEXAS STATE.....16-3
.....T...HARDIN SIMMONS.....7-7
.....W...at East Texas State.....21-7
11/18...W...SOUTHWEST TEXAS...13-12
.....L.....at Trinity.....7-14

1927 (1-6-2)

L.....at SMU.....0-68
L.....at Hardin-Simmons.....0-14
W.....DECATUR BAPTIST.....12-0
T.....STEPHEN F. AUSTIN.....12-12
L.....ABILENE CHRISTIAN.....0-33
L.....at Southwest Texas.....0-38
L.....at McMurry.....0-15
T.....EAST TEXAS STATE.....7-7
L.....at Trinity.....0-37

1928 (4-5)

L.....at SMU.....6-33
L.....at Baylor.....0-40
W.....DECATUR BAPTIST.....33-0
W.....at Stephen F. Austin.....14-7
W.....SOUTHWEST TEXAS.....17-0
L.....at Texas A&M.....0-44
L.....at East Texas State.....12-13
L.....MCMURRY.....0-2
W.....at Austin College.....6-0

↳ The Jack Sisco Era 74-37-10 Career

1929 (4-3-2)

L.....at SMU.....3-13
L.....at TCU.....0-25
W.....at Decatur Baptist.....97-0
W.....STEPHEN F. AUSTIN.....31-0
W.....at Trinity.....7-0
L.....at Baylor.....0-32
W.....EAST TEXAS STATE.....34-0
T.....at Southwest Texas.....0-0
T.....at Sam Houston.....6-6

1930 (5-4-1)

9/20.....L.....TCU.....0-47
9/27.....L.....at Baylor.....0-33
10/3.....L.....at Austin College.....0-6
10/10...T...at Southwestern.....13-13
10/17...W...TRINITY.....9-6
10/24...W...at Abilene Christian.....20-12
11/1.....W...at Stephen F. Austin.....13-6
11/11...W...at East Texas State.....19-0
11/18...L.....at Sam Houston.....0-13
11/28...W...SOUTHWEST TEXAS...13-0

TIAA Conference Champions

1931 (8-3)

9/19.....L.....at TCU.....6-33
9/26.....L.....at SMU.....0-13
10/2.....W...AUSTIN COLLEGE.....21-6
10/9.....W...at Southwestern.....25-0
10/17...L.....TRINITY.....0-7
10/23...W...at Abilene Christian.....6-0
10/31...W...STEPHEN F. AUSTIN.....33-0
11/11...W...at East Texas State.....13-0
11/16...W...SAM HOUSTON.....19-0
11/25...W...at Southwest Texas.....20-0
12/8.....W...DANIEL BAKER.....32-13

Lone Star Conference Champions

1932 (7-1-1)

L.....at TCU.....2-14
T.....at SMU.....0-0
W.....AUSTIN COLLEGE.....54-0
W.....at Southwestern.....20-0
W.....ABILENE CHRISTIAN.....13-0
W.....STEPHEN F. AUSTIN.....31-0
W.....at East Texas State.....27-6
W.....at Trinity.....20-0
W.....SOUTHWEST TEXAS.....6-0

1933 (3-4-2)

W.....at SMU.....7-0
L.....TCU.....0-13
T.....SOUTHWESTERN.....0-0
L.....at Abilene Christian.....0-6
W.....at Stephen F. Austin.....22-6
L.....at Sam Houston.....7-19
L.....EAST TEXAS STATE.....0-6
W.....TRINITY.....13-0
T.....at Southwest Texas.....0-0

1934 (5-4)

9/22.....L.....at SMU.....0-33
9/29.....L.....at TCU.....0-27
10/5.....W...at Southwestern.....6-0
10/15...W...ABILENE CHRISTIAN.....6-0
10/26...W...STEPHEN F. AUSTIN.....14-0
11/1.....L.....at Sam Houston.....0-7
11/9.....L.....at East Texas State.....0-3
11/16...W...TRINITY.....21-9
11/23...W...at Southwest Texas.....3-0

Lone Star Conference Co-Champions

1935 (5-3-1)

9/21.....L.....at SMU.....0-29
9/28.....L.....at TCU.....11-28
10/4.....W...SOUTHWESTERN.....34-0
10/11...T...at Abilene Christian.....13-13
10/25...L.....at Stephen F. Austin.....7-9
11/1.....L.....SAM HOUSTON.....20-0
11/8.....W...EAST TEXAS STATE.....30-6
11/15...W...at Trinity.....13-8
11/22...W...at Southwest Texas.....6-0

Lone Star Conference Champions

1936 (6-2-1)

9/26.....L.....at SMU.....0-6
10/3.....L.....at Southwestern.....7-12
10/9.....W...ABILENE CHRISTIAN...18-0
10/16...W...STEPHEN F. AUSTIN.....27-7
10/22...T...at Austin College.....0-0
10/30...W...at Sam Houston.....27-7
11/6.....W...at East Texas State.....6-0
11/13...W...TRINITY.....26-6
11/20...W...SOUTHWEST TEXAS...14-0

1937 (4-4-2)

9/18.....L.....AUSTIN COLLEGE.....0-6
9/25.....L.....at SMU.....3-14
10/1.....L.....SOUTHWESTERN.....6-7
10/8.....W...ABILENE CHRISTIAN..22-14
10/16...T...at McMurry.....0-0
10/23...T...at Stephen F. Austin.....6-6
10/29...W...SAM HOUSTON.....13-6
11/5.....W...at Southwest Texas.....10-3
11/12...W...at Trinity.....14-7
11/20...L.....EAST TEXAS STATE.....0-20

1938 (7-4)

9/18.....W...at Howard Payne.....13-0
9/24.....L.....at SMU.....7-34
10/1.....W...at Southwestern.....27-6
10/8.....L.....at Abilene Christian.....0-6
10/14...W...MCMURRY.....46-7
10/21...W...STEPHEN F. AUSTIN.....27-6
10/28...L.....at Sam Houston.....0-18
11/4.....W...at Southwest Texas.....7-6
11/12...W...at Austin College.....32-2
11/19...L.....at East Texas State.....3-7
12/2.....W...PITTSBURG STATE.....28-0

Lone Star Conference Champions

1939 (6-1)

9/23.....W...at Abilene Christian.....9-0
10/7.....L.....at SMU.....0-16
10/20...W...at Stephen F. Austin.....14-0
10/29...W...SAM HOUSTON.....24-13
11/3.....W...at Southwest Texas.....26-0
11/11...W...AUSTIN COLLEGE.....27-0
11/18...W...EAST TEXAS STATE...16-13



Lone Star Conference Champions

1940 (6-3)

9/21.....L..... at Abilene Christian..... 13-19
9/28.....L..... at Baylor..... 20-27
10/5.....L..... at SMU..... 7-20
10/11...W... ARK-MONTICELLO..... 79-0
10/18...W... STEPHEN F. AUSTIN..... 27-0
10/25...W... at Sam Houston..... 7-6
11/1.....W... SOUTHWEST TEXAS..... 22-0
11/8.....W... AUSTIN COLLEGE..... 14-0
11/16....W... at East Texas State..... 10-7

Lone Star Conference Champions

1941 (7-1)

9/27.....L..... at SMU..... 0-54
10/4.....W... at Hardin-Simmons..... 7-3
10/10...W... ARKANSAS A&M..... 60-0
10/17....W... at Stephen F. Austin..... 28-0
10/24...W... SAM HOUSTON..... 19-0
10/31....W... at Southwest Texas..... 10-6
11/7.....W... AUSTIN COLLEGE..... 26-6
11/15...W... EAST TEXAS STATE..... 15-8

↳ The Lloyd Russell Era

3-5-4 Career

1942 (3-5)

9/18.....L..... at Howard Payne..... 0-14
9/26.....L..... at SMU..... 7-26
10/3.....L..... at Hardin-Simmons..... 0-34
10/10...W... FORT HOOD..... 47-0
10/24....L..... at Sam Houston..... 20-21
10/30...W... SOUTHWEST TEXAS..... 10-6
11/6.....W... AUSTIN COLLEGE..... 32-12
11/13....L..... at East Texas State..... 7-16

1943-45

(North Texas did not have a football team because of World War II)

↳ The Odus Mitchell Era

122-85-9

Lone Star Conference Champions

1946 (7-3-1)

9/21.....L..... at Texas A&M..... 0-47
9/28.....W... AUSTIN COLLEGE..... 14-0
10/5.....L..... at Abilene Christian..... 0-6
10/12....W... at Fort Sam Houston..... 23-7
10/19...L..... SAM HOUSTON..... 0-12
10/26....W... at Stephen F. Austin..... 9-0
11/2.....W... at Southwest Texas..... 6-0
11/9.....T ... at McMurry..... 7-7
11/16....W... at Houston..... 7-3
11/23...W... EAST TEXAS STATE..... 47-7
12/21...W... Pacific #..... 14-13

Optimist Bowl

Lone Star Conference Champions

1947 (10-2)

9/13.....W... at Midwestern..... 27-6
9/20.....W... BROOKE GEN. HOSP..... 44-0
9/27.....L..... at Arkansas..... 0-12
10/4.....W... at Florida..... 20-12
10/18...W... STEPHEN F. AUSTIN..... 13-7
10/25....W... at Sam Houston..... 27-0
11/1.....W... SOUTHWEST TEXAS..... 27-7
11/7.....W... at Trinity..... 33-7
11/15...W... HOUSTON..... 33-0
11/22....W... at East Texas State..... 12-6
11/27....W... at Chattanooga..... 14-7
1/1.....L..... at Nevada #..... 6-13

Salad Bowl

1948 (6-4)

9/17.....L..... at Oklahoma City..... 6-14
9/25.....W... RANDOLPH FIELD..... 86-0
10/2.....W... at West Texas State..... 20-7
10/9.....L..... at Nevada..... 7-48
10/16....W... at Stephen F. Austin*..... 19-6
10/23...W... SAM HOUSTON*..... 37-7
10/30....L..... at Southwest Texas*..... 14-24
11/6.....W... TRINITY..... 27-12
11/13....L..... at Houston..... 6-8
11/20....W... EAST TEXAS ST.* (HC) .. 27-7

1949 (8-4)

9/10.....W... at Howard Payne..... 34-14
9/17.....L..... at Hardin-Simmons..... 7-13
9/24.....L..... at Arkansas..... 19-33
9/30.....W... at Oklahoma City..... 26-7
10/8.....L..... MIDWESTERN*..... 17-20
10/15...W... STEPHEN F. AUSTIN..... 25-6
10/22....W... at Sam Houston St..... 41-14
10/29...W... SOUTHWEST TEXAS..... 41-7
11/5.....W... at Trinity*..... 32-21
11/12...W... HOUSTON* (HC)..... 28-23
11/19....W... at East Texas State..... 59-6
11/24....L..... at Nevada..... 7-28

Gulf Coast Conference

Co-Champions

1950 (7-2-1)

9/16.....L..... at Kentucky..... 0-25
9/23.....W... at East Texas State..... 42-20
9/30.....L..... at Arkansas..... 6-50
10/6.....W... at SW Oklahoma..... 76-6
10/13....T ... at Midwestern..... 7-7
10/20....W... at Chattanooga..... 19-14
11/3.....W... TRINITY..... 35-6
11/10....W... at Houston..... 16-13
11/18...W... NEVADA..... 34-21
11/25....W... at Fresno State..... 31-12

Gulf Coast Conference

Champions

1951 (8-4)

9/15.....W... at Lamar..... 54-6
9/22.....W... at Texas-El Paso..... 33-0
9/29.....W... at Sul Ross..... 62-6
10/5.....W... EAST TEXAS STATE..... 48-7
10/12....W... at West Texas State..... 42-14
10/19....L..... CARSWELL AFB..... 6-13
10/27....L..... at Pacific..... 0-34
11/3.....W... at Trinity..... 32-0
11/10....W... MIDWESTERN..... 61-0
11/17...W... FRESNO STATE..... 62-0
11/22....L..... at UT-Chattanooga..... 20-32
12/5.....L..... at Houston..... 14-20

Gulf Coast Conference Champions

1952 (7-3)

9/20.....W... at UTEP..... 27-14
9/27.....W... NORTH DAKOTA #..... 55-0
10/4.....L..... at Dayton..... 14-20
10/11....L..... at Mississippi State..... 0-14
10/18....L..... HARDIN-SIMMONS..... 13-28
10/25....W... at Memphis State..... 38-14
11/1.....W... TRINITY..... 34-7
11/8.....W... TEXAS TECH..... 34-19
11/15...W... CARSWELL AFB..... 28-14
11/27....W... at Midwestern..... 33-7

First game at Fouts Field

1953 (3-6-1)

9/26.....L..... ARIZONA STATE..... 0-14
10/3.....L..... at Mississippi State..... 6-21
10/9.....W... SAN DIEGO NAVY..... 27-12
10/17...W... MIDWESTERN..... 39-7
10/24....L..... at UTEP..... 21-26
10/31....T ... at San Jose State..... 13-13
11/7.....L..... at Mississippi..... 7-40
11/14...W... WEST TEXAS STATE..... 38-6
11/21....L..... at Hardin-Simmons..... 10-14
11/28....L..... at Trinity..... 6-14

1954 (4-6)

9/17.....L..... at Mississippi..... 12-35
10/2.....W... S. MISSISSIPPI..... 15-7
10/9.....W... HARDIN-SIMMONS..... 20-7
10/15....L..... at UT-Chattanooga..... 19-20
10/23....L..... UTEP..... 0-6
10/30....L..... SAN JOSE STATE..... 20-27
11/6.....L..... at Mississippi State..... 26-48
11/13....W... at Arizona State..... 20-13
11/20...L..... TRINITY..... 0-13
11/24....W... at Midwestern..... 19-0

Gulf Coast Conference

Co-Champions

1955 (5-4-1)

9/24.....T ... at UTEP..... 7-7
10/1.....L..... at Mississippi..... 0-33
10/8.....L..... at S. Mississippi..... 0-26
10/15....W... Hardin-Simmons \$..... 30-19
10/22...W... MIDWESTERN..... 40-13
10/29....L..... at Mississippi State..... 7-20
11/5.....L..... CHATTANOOGA..... 6-14
11/12...W... MCMURRY..... 38-21
11/19...W... EMPORIA STATE..... 62-0
12/3.....W... TRINITY..... 7-6

\$ game played in Odessa, TX

Gulf Coast Conference

Co-Champions

1956 (7-2-1)

9/22.....L..... at Mississippi..... 0-45
9/29.....L..... at Arizona State..... 7-27
10/6.....W... SAN DIEGO NAVY..... 65-6
10/13....W... at Midwestern..... 14-7
10/20....W... UTEP..... 13-6
10/26....W... at Youngstown..... 19-12
11/3.....T ... TRINITY..... 7-7
11/10...W... MCMURRY..... 23-7
11/17...W... ABILENE CHRISTIAN..... 20-7
11/24....W... at Chattanooga..... 20-7

1957 (5-5)

9/21.....L..... at UTEP..... 13-14
9/28.....L..... OKLAHOMA STATE* .. 19-25
10/5.....L..... DRAKE*..... 6-19
10/12....L..... at Abilene Christian..... 20-28
10/19....W... at Tulsa*..... 14-12
10/26....W... at San Jose State..... 12-6
11/2.....L..... at Trinity *..... 13-26
11/9.....W... UT-CHATTANOOGA..... 12-0
11/16...W... YOUNGSTOWN..... 68-13
11/23...W... MCMURRY..... 14-7

Missouri Valley Conference Champions

1958 (7-2-1)

9/20.....W... UTEP..... 26-8
9/27.....L..... at Oklahoma State..... 14-21
10/4.....W... NEW MEXICO STATE..... 43-12
10/11...W... at Drake..... 42-0
10/18....W... at BYU..... 12-6
10/25...W... TULSA*..... 8-7
11/1.....T ... CINCINNATI*..... 8-8
11/8.....L..... at Wichita State*..... 13-15
11/15...W... HOUSTON*..... 10-6
11/22....W... at Louisville..... 21-10

Missouri Valley Conference

Champions

1959 (9-2)

9/17.....W... at Hardin-Simmons..... 46-24
9/26.....W... at UTEP..... 31-7
10/3.....W... WEST TEXAS STATE..... 28-6
10/10...W... at Cincinnati*..... 21-6
10/17....W... PENSACOLA NAVY..... 43-0
10/24....W... at Houston*..... 7-6
10/31....W... WICHITA STATE*..... 12-0
11/7.....W... LOUISVILLE..... 39-7
11/14....L..... at Tulsa*..... 6-17
11/21...W... DRAKE..... 62-2
12/31....L..... at New Mexico State#..... 8-28

Sun Bowl

1960 (2-6-1)

9/24.....T ... UTEP..... 16-16
10/1.....L..... CINCINNATI*..... 0-21
10/8.....L..... MEMPHIS STATE..... 0-44
10/15....L..... at West Texas State..... 6-14
10/22...W... DRAKE..... 29-7
10/29...L..... HOUSTON..... 16-41
11/5.....W... HARDIN-SIMMONS..... 26-19
11/12....L..... at Tulsa*..... 8-12
11/19....L..... at Wichita State*..... 6-34

1961 (5-4-1)

9/23.....W... at Hardin-Simmons..... 9-7
9/30.....W... BRIGHAM YOUNG..... 41-30
10/7.....T ... NEW MEXICO STATE .. 14-14
10/14...L..... WICHITA STATE*..... 14-26
10/21...W... TULSA*..... 23-12
10/28....L..... at Cincinnati*..... 9-21
11/4.....W... DRAKE..... 28-21
11/11....L..... at Memphis State..... 0-41
11/18...L..... LOUISVILLE..... 0-20
11/25....W... at UTEP..... 24-14



RECORDS

↳ all-time results

1962 (6-4)

9/22..... W... UTEP	19-6
9/29..... L..... MEMPHIS STATE	6-14
10/6..... W... HARDIN-SIMMONS	29-8
10/13..... L..... at Tulsa	0-34
10/20..... W... CINCINNATI	14-8
10/27..... L..... at New Mexico State	12-48
11/3..... W... at Wichita State	9-7
11/10 ... W... WEST TEXAS STATE	20-13
11/17..... L..... at Louisville	10-14
11/24..... W... at Southern Illinois	55-30

1963 (3-6)

9/21..... L..... at UTEP	7-34
9/28..... W... LOUISVILLE	26-6
10/5..... L..... at West Texas State	16-38
10/12..... L..... at Memphis State	0-21
10/19 ... L..... TULSA	21-22
10/26..... W... WICHITA STATE	7-3
11/2..... L..... at Abilene Christian	6-20
11/9..... L..... at Cincinnati	7-39
11/16 ... W... HARDIN-SIMMONS	18-12

1964 (2-7-1)

9/19..... T UTEP	0-0
9/26..... L..... BOWLING GREEN	7-21
10/3..... W... at Louisville*	22-0
10/10..... L..... WEST TEXAS STATE	13-21
10/17 ... W... NEW MEXICO STATE	7-13
10/24..... L..... at San Diego Marines	3-16
10/31..... W... at Southern Illinois	14-13
11/7..... L..... CINCINNATI*	6-27
11/14..... L..... at Tulsa*	0-47
11/21..... L..... at Wichita State*	6-14

1965 (3-7)

9/18..... L..... at UTEP	15-61
9/25..... W... PARSONS COLLEGE	26-7
10/2..... L..... LOUISVILLE*	21-29
10/9..... L..... at Tampa	14-17
10/16..... L..... TULSA*	20-27
10/23..... L..... at Arkansas\$	20-55
10/30..... W... at Cincinnati*	28-24
11/6..... W... WICHITA STATE*	24-21
11/13 ... L..... MEMPHIS STATE	0-28
11/20..... L..... at New Mexico State	13-43
\$ Played in Little Rock, Ark.	

Missouri Valley Conference Champions

1966 (8-2)

9/17..... W... NEW MEXICO STATE	25-21
9/24..... W... UTEP	12-9
10/1..... W... at Louisville*	20-19
10/8..... W... TAMPA	41-6
10/15..... L..... at Tulsa*	27-30
10/22 ... W... SOUTHERN ILLINOIS	53-6
10/29..... L..... at Drake	13-17
11/5..... W... CINCINNATI*	35-13
11/12..... W... at Wichita State*	30-13
11/19 ... W... UT-CHATTANOOGA	42-7

↳ The Rod Rust Era 29-32-1 Career

Missouri Valley Conference

Champions

1967 (7-1-1)

9/23..... W... DRAKE	31-0
9/30..... W... LOUISVILLE*	30-28
10/7..... T at New Mexico	31-31
10/14 ... W... COLORADO STATE	21-10
10/21..... W... at Southern Illinois	37-0
10/28..... W... at Cincinnati*	34-14
11/11 ... W... WICHITA STATE*	20-14
11/18 ... W... TULSA*	54-12
11/25 ... L..... at Memphis State	20-29

1968 (8-2)

9/21..... W... NEW MEXICO STATE	47-20
9/28..... W... at Colorado State	17-12
10/5..... L..... MEMPHIS STATE*	12-30
10/12 ... W... N. MICHIGAN	17-3
10/19 ... W... at Tulsa*	20-17
10/26..... L..... at Arkansas	15-17
11/2..... W... CINCINNATI*	55-34
11/9..... W... at UTEP	34-31
11/16 ... W... at Louisville*	36-14
11/23 ... W... at Wichita State*	44-6

1969 (7-3)

9/20..... W... UL LAFAYETTE	40-6
9/27..... L..... at Memphis State*	13-15
10/4..... L..... at Drake	23-27
10/11 ... W... WEBER STATE	35-13
10/18..... W... at New Mexico State	30-12
10/25 ... W... LOUISVILLE*	31-13
11/1..... W... at Cincinnati*	31-30
11/8..... W... WICHITA STATE*	47-0
11/15 ... W... TULSA*	42-16
11/22 ... L..... at San Diego State	24-42

1970 (3-8)

9/12..... L..... at Brigham Young	7-10
9/19..... L..... SAN DIEGO STATE	0-23
9/26..... L..... at Louisville	2-13
10/3..... W... DRAKE	37-13
10/10 ... L..... at Tampa	7-18
10/17 ... W... at West Texas State	11-10
10/24 ... L..... MEMPHIS STATE	7-28
10/31 ... L..... NEW MEXICO STATE	31-32
11/7..... L..... CINCINNATI	10-30
11/21 ... W... at Wichita State	41-24
12/5..... L..... at Tulsa	20-26

1971 (3-8)

9/10..... L..... BYU %	13-41
9/18..... L..... at Weber State	0-20
9/25..... L at New Mexico State*	0-10
10/9..... L..... AKRON	6-20
10/16 ... W... LOUISVILLE*	20-17
10/23 ... L..... at Arkansas	21-60
10/30 ... W... DRAKE*	21-12
11/6..... L..... at Cincinnati	7-40
11/13 ... L..... at Memphis State*	8-47
11/20 ... W... WICHITA STATE* #	31-10
12/4..... L..... at San Diego State	28-44
% game played at Cotton Bowl	
# game played at Texas Stadium	

1972 (1-10)

9/16..... L..... at Long Beach State	21-24
9/23..... L..... SAN DIEGO STATE #	0-25
9/30..... L..... at Drake*	8-54
10/7..... L..... at Wichita State*	6-23
10/14 ... L..... at Louisville*	6-56
10/21 ... L..... MEMPHIS ST* #	6-7
10/28 ... L..... at Arkansas	16-42
11/4..... W... CINCINNATI #	27-25
11/11 ... L..... NEW MEXICO ST*	22-36
11/18 ... L..... W. TEXAS ST* #	14-17
11/25 ... L..... at Tulsa*	22-45
# game played at Texas Stadium	

↳ The Hayden Fry Era 40-23-3 Career

Missouri Valley Conference

Champions

1973 (5-5-1)

9/8..... L..... UTA#	7-31
9/15..... L..... at Memphis State	3-24
9/22..... W... WEST TEXAS STATE*	32-15
9/29..... T LONG BEACH STATE	0-0
10/13 ... W... at Louisville*	7-6
10/20 ... W... DRAKE*	19-7
10/27 ... W... at New Mexico State*	27-7
11/3..... L..... at Cincinnati	3-52
11/10 ... W... WICHITA STATE*	31-21
11/17 ... L..... TULSA*	15-24
11/24 ... L..... at San Diego State	9-56
# game played at Texas Stadium	

1974 (2-7-2)

9/14..... L..... SMU #	6-7
9/21..... L..... at Tulsa	6-31
9/28..... L..... LAMAR	7-27
10/5..... T at Drake*	24-24
10/12 ... L..... LOUISVILLE*	10-24
10/19 ... W... NEW MEXICO STATE*	24-19
10/26 ... L..... MEMPHIS STATE	0-41
11/2..... W... SAN DIEGO STATE	14-0
11/9..... T at Wichita State*	10-10
11/16 ... L..... at West Texas State*	14-21
11/23 ... L..... LONG BEACH STATE	19-35
# game played at Texas Stadium	

1975 (7-4)

9/4..... W... UTA #	27-14
9/13..... W... at Drake	7-3
9/20..... L..... at San Diego State	12-30
9/27..... L..... at Oklahoma State	7-61
10/4..... L..... at Memphis State	19-21
10/11 ... W... HOUSTON #	28-0
10/18 ... L..... at Mississippi State	12-15
10/25 ... W... at Tennessee	21-14
11/8..... W... CAL POLY-POMONA	27-17
11/15 ... W... at New Mexico State	24-20
11/29 ... W... WEST TEXAS STATE	16-15
# game played at Texas Stadium	

1976 (7-4)

9/4..... L..... at Mississippi State +	0-7
9/11..... W... UTA	24-7
9/18..... L..... at Texas	14-17
9/25..... L..... SMU#	31-38
10/2..... L..... at Oklahoma State	10-16
10/9..... W... at Cal Poly-Pomona	21-10
10/16 ... W... at West Texas State	10-7
10/23 ... W... at New Mexico State	25-14
10/30 ... W... at Louisiana Tech\$	14-8
11/13 ... L..... FLORIDA STATE	20-21
11/20 ... W... DRAKE	63-0
+ game forfeited to North Texas	
# game played at Texas Stadium	
\$ game played in Shreveport, La.	

1977 (10-1)

9/3..... L..... at Mississippi State +	15-17
9/10..... W... at UTEP	41-10
9/17..... W... SMU #	24-13
9/24..... W... WEST TEXAS STATE	31-20
10/1..... W... at Richmond	47-14
10/8..... W... at S. Mississippi	27-14
10/15 ... W... UTA#	15-6
10/22 ... W... at Memphis State	20-19
10/29 ... L..... at Florida State	14-35
11/5..... W... NEW MEXICO STATE	45-17
11/19 ... W... at Louisiana Tech	41-14
# game played at Texas Stadium	
+ game forfeited to North Texas	

1978 (9-2)

9/2..... W... UTEP	49-0
9/9..... L..... MISSISSIPPI STATE #	5-17
9/16..... W... UTA #	28-23
9/23..... W... at New Mexico State	22-21
9/30..... W... OKLAHOMA STATE #	12-7
10/7..... W... at West Texas State	35-0
10/14 ... L..... at Texas	16-26
10/28 ... W... at Louisiana Tech	16-14
11/4..... W... S. MISSISSIPPI	25-12
11/11 ... W... UL MONROE	28-6
11/18 ... W... MEMPHIS STATE	41-24
# game played at Texas Stadium	

The Jerry Moore Era 11-11 Career

1979 (5-6)

9/1..... W... UTEP	35-0
9/8..... L..... at Oklahoma State	7-25
9/15 ... W... UTA #	19-14
9/22 ... L..... SMU #	9-20
9/29..... L..... at Kansas	18-37
10/6..... L..... at S. Mississippi	10-30
10/13 ... W... NEW MEXICO STATE	21-7
10/20 ... W... WEST TEXAS STATE	28-14
10/27 ... L..... at Memphis State	0-22
11/3..... W... at Louisiana Tech	19-17
11/17 ... L..... at East Carolina	16-49
# game played at Texas Stadium	



1980 (6-5)

9/6..... W... at UTA	31-14
9/13..... L..... SMU #.....	9-28
9/20..... W... at UTEP	35-15
9/27..... L..... at Houston.....	20-24
10/4..... W... UL LAFAYETTE.....	22-20
10/11..... L..... at Tulsa.....	27-28
10/18..... W... at Memphis State.....	29-10
11/1..... W... at New Mexico State.....	38-28
11/8..... L..... at BYU	23-41
11/15... W... UL MONROE.....	26-18
11/22..... L..... at Miami	8-26

game played at Texas Stadium

↳ The Bob Tyler Era 2-9 Career

1981 (2-9)

9/5..... L..... at Kentucky.....	6-28
9/12..... L..... SMU #.....	7-34
9/19..... L..... at Texas.....	10-23
9/26..... L..... at UL Lafayette.....	11-34
10/3..... L..... OKLAHOMA STATE %.....	0-9
10/10... W... NEW MEXICO STATE.....	38-16
10/24... L..... UTA %.....	6-7
10/31... L..... S. MISSISSIPPI.....	0-22
11/7..... L..... at Auburn.....	0-20
11/14... W... at UL Monroe.....	17-14
11/28... L..... at San Jose State.....	16-28

game played at Texas Stadium

↳ The Corky Nelson Era 48-52-1 Career

1982 (2-9)

9/4..... L..... at Baylor	17-21
9/11..... L..... at Oklahoma State.....	6-27
9/18..... L..... UL MONROE.....	15-38
9/25..... L..... UL LAFAYETTE.....	14-31
10/2..... L..... at SMU.....	10-38
10/9..... W... at UTA	17-3
10/23... L..... at West Texas State.....	22-24
10/30... L..... NEW MEXICO.....	17-20
11/6..... L..... at New Mexico State.....	19-30
11/13... W... at Richmond.....	22-13
11/20... L..... TULSA.....	20-38

Southland Conference Champions

1983 (8-4)

9/3..... W... WEST TEXAS STATE.....	32-3
9/10..... L..... at Oklahoma State.....	13-20
9/17..... W... NEW MEXICO STATE.....	49-3
9/24..... L..... at Texas.....	6-26
10/1..... W... at New Mexico.....	18-8
10/8..... W... at Arkansas State*.....	17-0
10/15... W... at McNeese State*.....	17-10
10/22... L..... LOUISIANA TECH*.....	18-25
10/29... W... LAMAR*.....	10-0
11/5..... W... at UL Monroe*.....	27-7
11/12... W... UT-ARLINGTON*.....	52-15
11/19... L..... at Nevada #.....	17-20

NCAA Div. I-AA Playoffs

1984 (2-9)

9/1..... W... ANGELO STATE.....	7-3
9/15..... L..... at Lamar.....	6-10
9/22..... L..... at SMU #.....	6-24
9/29..... L..... at Louisiana Tech.....	12-17
10/6..... L..... at Arkansas State.....	9-14
10/13... L..... MCNEESE STATE.....	7-26
10/20... L..... at TCU.....	3-34
10/27... L..... SOUTHWEST TEXAS.....	19-27
11/3..... L..... at Kentucky.....	7-31
11/10... W... UL MONROE.....	10-3
11/17... L..... at UTA.....	0-22

game played at Texas Stadium

1985 (4-6-1)

9/7..... W... NORTHWESTERN STATE.....	34-14
9/14..... L..... at Oklahoma State.....	9-10
9/21..... L..... at Texas Tech.....	7-28
9/28..... W... at Kansas State.....	22-10
10/5..... L..... LOUISIANA TECH.....	8-33
10/12... L..... at Arkansas State.....	0-56
10/19... L..... at TCU.....	10-14
10/26... T... at McNeese State.....	0-0
11/9..... W... LAMAR.....	20-0
11/16... L..... at UL Monroe.....	17-18
11/23... W... UT-ARLINGTON.....	23-20

1986 (6-4)

9/6..... W... at Southwest Texas.....	7-0
9/20..... L..... at Texas A&M.....	28-48
9/27..... W... MCNEESE STATE.....	21-13
10/4..... L..... at Louisiana Tech.....	10-17
10/11... W... NORTHWESTERN STATE.....	24-3
10/18... W... at TCU.....	24-20
10/25... W... at Lamar.....	33-13
11/1..... L..... at UNLV.....	26-27
11/8..... L..... ARKANSAS STATE.....	21-43
11/15... W... UL MONROE.....	28-20

1987 (7-5)

9/5..... L..... at Oklahoma.....	14-69
9/12..... W... SOUTHWEST TEXAS.....	20-3
9/19..... W... at Northwestern State.....	15-13
9/26..... W... at McNeese State.....	38-16
10/3..... W... ABILENE CHRISTIAN.....	26-3
10/10... W... at Sam Houston.....	41-24
10/17... L..... at TCU.....	10-19
10/31... W... at Stephen F. Austin.....	1614
11/7..... L..... at Arkansas State.....	20-27
11/14... L..... at UL Monroe.....	23-24
11/21... W... LOUISIANA TECH.....	10-5
11/28... L..... at UL Monroe #.....	9-30

NCAA Div. I-AA Playoffs

1988 (8-4)

9/3..... W... at Texas Tech.....	29-24
9/17..... W... ARKANSAS STATE.....	49-21
9/24..... L..... at Texas.....	24-27
10/1..... W... E. WASHINGTON.....	51-0
10/8..... W... UL MONROE.....	26-23
10/15... W... MCNEESE STATE.....	37-0
10/22... W... at Sam Houston St.....	24-3
10/29... L..... at Stephen F. Austin.....	10-17
11/5..... L..... NORTHWESTERN STATE.....	17-25
11/12... W... at Southwest Texas.....	30-10
11/19... W... at Rice.....	33-17
11/25... L..... at Marshall #.....	0-7

NCAA Div. I-AA Playoffs

1989 (5-6)

9/9..... W... ABILENE CHRISTIAN.....	35-19
9/16..... W... MURRAY STATE.....	28-14
9/23..... W... at Arkansas State.....	20-17
9/30..... L..... at Kansas State.....	17-20
10/7..... L..... at Northwestern State*.....	7-30
10/14... L..... STEPHEN F. AUSTIN*.....	16-35
10/21... L..... SAM HOUSTON*.....	6-14
10/28... L..... at SMU.....	9-35
11/4..... W... at McNeese State*.....	31-19
11/11... L..... SOUTHWEST TEXAS*.....	20-25
11/18... W... at UL Monroe*.....	28-25

1990 (6-5)

9/8..... W... ALCORN STATE.....	20-7
9/15..... W... ABILENE CHRISTIAN.....	38-6
9/22..... L..... at Texas A&M.....	8-40
9/29..... L..... NORTHWESTERN STATE*.....	18-28
10/6..... W... SMU.....	14-7
10/13... W... at Stephen F. Austin*.....	31-24
10/20... L..... MCNEESE STATE*.....	14-16
10/27... L..... at Sam Houston St*.....	14-26
11/2..... W... ARKANSAS STATE.....	35-26
11/10... W... at Southwest Texas*.....	16-15
11/24... L..... UL MONROE*.....	15-16

↳ The Dennis Parker Era 11-21-1 Career

1991 (3-7-1)

9/7..... W... ABILENE CHRISTIAN.....	24-0
9/14..... L..... at Oklahoma.....	2-40
9/21..... L..... at Nevada.....	0-72
9/28..... T... SW MISSOURI ST.....	21-21
10/12... L..... at Northwestern State*.....	10-24
10/19... W... STEPHEN F. AUSTIN*.....	18-14
10/26... L..... SAM HOUSTON ST.*.....	6-14
11/2..... L..... at McNeese State*.....	3-41
11/9..... W... at Nicholls State*.....	24-19
11/16... L..... SOUTHWEST TEXAS*.....	6-38
11/23... L..... at UL Monroe*.....	21-44

1992 (4-7)

9/5..... W... ABILENE CHRISTIAN.....	41-0
9/12..... L..... at SMU.....	14-28
9/19..... L..... at SW Missouri St.....	10-35
9/26..... L..... at Texas.....	15-33
10/10... W... NORTHWESTERN STATE.....	37-34
10/17... W... at Stephen F. Austin*.....	21-11
10/24... L..... at Sam Houston St.*.....	14-34
10/31... L..... MCNEESE STATE*.....	25-26
11/7..... W... NICHOLLS STATE*.....	31-3
11/14... W... at Southwest Texas*.....	13-10
11/21... L..... UL MONROE*.....	25-47

1993 (4-7)

9/4..... L..... at Nebraska.....	14-76
9/11..... L..... at Northern Arizona.....	23-24
9/18..... W... SW MISSOURI ST.....	34-33
9/25..... W... ABILENE CHRISTIAN.....	33-13
10/9..... W... SOUTHWEST TEXAS*.....	35-28
10/16... L..... at McNeese State*.....	17-18
10/23... L..... NORTHWESTERN STATE*.....	37-38
10/30... L..... at Sam Houston St.*.....	14-24
11/6..... L..... STEPHEN F. AUSTIN*.....	27-29
11/13... W... NICHOLLS STATE*.....	63-21
11/20... L..... at UL Monroe.....	31-61

↳ The Matt Simon Era Career 18-26-1

Southland Conference Champions

1994 (7-4-1)

9/1..... W... ABILENE CHRISTIAN.....	48-0
9/10..... W... at Southwest Missouri.....	26-20
9/24..... L..... MONTANA.....	17-21
10/1..... L..... at Oklahoma State.....	34-36
10/8..... W... at Southwest Texas*.....	27-14
10/15... W... MCNEESE STATE*.....	38-17
10/22... W... at Northwestern State*.....	28-25
10/29... W... SAM HOUSTON STATE*.....	21-16
11/4..... T... at Stephen F. Austin*.....	33-33
11/12... W... at Nicholls State*.....	31-17
11/19... L..... at UL Monroe.....	20-38
11/26... L..... at Boise State #.....	20-24

NCAA Div. I-AA Playoffs

1995 (2-9)

9/2..... L..... at Missouri.....	7-28
9/9..... L..... KANSAS #.....	10-27
9/16..... W... OREGON STATE.....	30-27
9/23..... L..... at Oklahoma.....	10-51
10/7..... L..... at Nevada.....	24-56
10/14... L..... UAB.....	14-19
10/21... L..... at LSU.....	7-49
10/28... L..... at Alabama.....	19-38
11/4..... L..... at UNLV.....	24-34
11/11... W... IDAHO STATE.....	41-38
11/18... L..... at Louisville.....	14-57

game played at Texas Stadium

1996 (5-6)

9/7..... W... ILLINOIS STATE.....	20-14
9/14..... L..... at Arizona State.....	7-52
9/21..... L..... at Texas A&M.....	0-55
9/28..... L..... ARMY#.....	10-27
10/5..... W... at Northern Illinois.....	24-21
10/12... L..... VANDERBILT.....	7-19
10/19... W... NEW MEXICO STATE*.....	13-0
10/26... L..... NEVADA*.....	13-40
11/2..... L..... at Utah State*.....	13-21
11/9..... W... at Boise State*.....	30-27
11/16... W... IDAHO*.....	24-17

game played at Texas Stadium

1997 (4-7)

8/30..... L..... at Vanderbilt.....	12-29
9/6..... L..... at Oregon State.....	7-33
9/13..... W... INDIANA STATE.....	41-6
9/20..... W... at Texas Tech.....	30-27
9/27..... L..... TEXAS A&M#.....	10-36
10/4..... L..... at Idaho*.....	17-30
10/18... L..... BOISE STATE*.....	14-17
10/25... L..... at Nevada*.....	10-65
11/8..... W... at New Mexico State*.....	26-15
11/15... L..... at Army.....	14-25
11/22... W... UTAH STATE*.....	51-48

game played at Texas Stadium



RECORDS

↳ all-time results

↳ The Darrell Dickey Era 42-64 Career

1998 (3-8)

9/5.....L..... at Oklahoma	9-37
9/12.....L..... TEXAS TECH #.....	0-30
9/19.....L..... at Arizona State	15-34
9/26.....L..... at Texas A&M	9-28
10/10 ...W... BOISE STATE*.....	21-13
10/17 ...W... NEVADA*.....	27-21
10/24 ...L..... HOUSTON.....	9-31
10/31 ...L..... IDAHO*.....	23-41
11/7.....L..... at Kansas.....	14-23
11/14....L..... at Utah State*.....	27-28
11/21 ...W... NEW MEXICO STATE*.....	19-11

game played at Texas Stadium

1999 (2-9)

9/2.....L..... UNLV	3-26
9/11.....L..... at LSU	0-52
9/18.....W... at Texas Tech.....	21-14
10/2.....L..... at Baylor	10-23
10/9.....L..... at Idaho*.....	10-28
10/16 ...W... BOISE STATE*.....	17-10
10/23 ...L..... ARKANSAS STATE*.....	10-14
10/30....L..... at Nevada*.....	28-41
11/13....L..... at TCU	3-27
11/20....L..... at New Mexico State*.....	9-22
11/27 ...L..... UTAH STATE*.....	7-34

2000 (3-8)

8/31....L..... BAYLOR.....	7-20
9/9.....L..... at Texas Tech.....	7-13
9/16....L..... at UNLV	0-38
9/23....L..... at Kansas State.....	10-55
10/5.....W... SAMFORD	41-6
10/14 ...L..... UTAH STATE*.....	12-17
10/21....L..... at Boise State*.....	0-59
10/28....W... at UL Lafayette	13-0
11/4.....L..... IDAHO*.....	14-16
11/11....L..... at Arkansas State*.....	28-53
11/18 ...W... NEW MEXICO STATE*.....	30-23

Sun Belt Conference Co-Champions

2001 (5-7)

9/1.....L..... TCU	5-19
9/8.....L..... at Oklahoma	10-37
9/22....L..... TEXAS TECH #.....	14-42
9/29....L..... at South Florida.....	10-28
10/6.....L..... at UL Monroe*.....	17-19
10/13 ...W... MIDDLE TENNESSEE*.....	24-21
10/20 ...W... ARKANSAS STATE*.....	45-0
11/3.....W... at New Mexico State*.....	22-20
11/10 ...W... UL LAFAYETTE*.....	42-17
11/17....W... at Idaho*.....	50-27
12/1.....L..... at Troy State	16-18
12/18....L..... Colorado State@.....	20-45

game played at Texas Stadium
@ New Orleans Bowl

Sun Belt Conference Champions

2002 (8-5)

8/31....L..... at Texas.....	0-27
9/7.....W... NICHOLLS STATE	23-0
9/14....L..... at Alabama.....	7-33
9/21....L..... at TCU	10-16
9/28....L..... at Arizona.....	9-14
10/5.....L..... SOUTH FLORIDA.....	17-24
10/19...W... at Arkansas State*.....	13-10
10/26...W... at UL Lafayette*.....	27-0
11/2.....W... UL MONROE*.....	41-2
11/9.....W... IDAHO*.....	10-0
11/16 ...W... NEW MEXICO STATE*.....	38-27
11/23...W... at Middle Tennessee*.....	30-20
12/17...W... Cincinnati@.....	24-19

@ New Orleans Bowl

Sun Belt Conference Champions

2003 (9-4)

8/30....L..... at Oklahoma	3-37
9/6.....W... BAYLOR.....	52-14
9/13....L..... at Air Force	21-34
9/20....L..... at Arkansas.....	7-31
9/27....W... UL LAFAYETTE*.....	44-23
10/11...W... at Idaho*.....	24-14
10/18 ...W... UTAH STATE*.....	37-27
10/25...W... at Middle Tennessee*.....	33-28
10/30 ...W... TROY STATE.....	21-0
11/8.....W... at UL Monroe*.....	28-26
11/15 ...W... ARKANSAS STATE*.....	58-14
11/17...W... at New Mexico State*.....	13-10
12/16....L..... Memphis@.....	17-27

@ New Orleans Bowl

Sun Belt Conference Champions

2004 (7-5)

9/4.....L..... at Texas.....	0-65
9/11....L..... FLORIDA ATLANTIC... ..	13-20
9/18....L..... at Coloardo.....	21-52
9/25....L..... at Baylor	14-37
10/2.....W... MIDDLE TENN.*.....	30-21
10/9.....W... at Utah State*.....	31-23
10/23 ...W... NEW MEXICO ST*.....	36-26
10/30...W... UL-MONROE*.....	45-30
11/5.....W... at UL-Lafayette*.....	27-17
11/13...W... IDAHO*.....	51-29
11/18 ...W... at Arkansas State*.....	31-7
12/14....L..... Southern Miss.@.....	10-31

@ New Orleans Bowl

2005 (2-9)

9/10....W... at Middle Tennessee*.....	14-7
9/17....L..... TULSA.....	2-54
9/24....L..... at Kansas State.....	7-54
10/4.....L..... TROY*.....	10-13
10/15...W... at Florida International*.....	13-10
10/22...L..... at Louisiana Tech	14-40
10/29...L..... at LSU	3-56
11/5.....L..... UL LAFAYETTE*.....	28-31
11/12....L..... at Florida Atlantic*.....	23-26
11/19....L..... UL MONROE*.....	19-24
11/26....L..... ARKANSAS STATE*.....	24-31

2006 (3-9)

9/2.....L..... at Texas.....	7-56
9/9.....W... SMU.....	24-6
9/16....L..... at Tulsa.....	3-28
9/23....L..... at Akron	13-33
9/30....L..... MIDDLE TENNESSEE*.....	0-35
10/7.....W... FLORIDA INT'L*.....	25-22(7OT)
10/21....L..... at Arkansas State*.....	10-29
10/28....L..... at Troy*.....	6-14
11/4.....L..... LOUISIANA TECH.....	31-34
11/11...W... at UL-Lafayette*.....	16-7
11/18....L..... FLORIDA ATLANTIC*.....	16-17
11/25....L..... at UL-Monroe*.....	3-23

↳ The Todd Dodge Era 5-31 Career

2007 (2-10)

9/1.....L..... at Oklahoma	10-79
9/8.....L..... at SMU.....	31-45
9/22....L..... FLORIDA ATLANTIC*.....	20-30
9/29....L..... at Arkansas.....	7-66
10/6.....L..... at UL-Lafayette*.....	29-38
10/13...W... UL-MONROE*.....	31-21
10/20....L..... at Troy*.....	7-45
10/27....L..... MIDDLE TENN.*.....	28-48
11/10....L..... NAVY	62-74
11/15....L..... at Arkansas State*.....	27-31
11/24....W... W. KENTUCKY.....	27-26
12/1.....L..... at FIU*.....	19-38

2008 (1-11)

8/30....L..... at Kansas St.....	6-45
9/6.....L..... TULSA.....	26-56
9/13....L..... at LSU	3-41
9/27....L..... at Rice	20-77
10/4.....L..... FLORIDA INT'L*.....	10-42
10/11....L..... UL-LAFAYETTE*.....	30-59
10/18....L..... at UL-Monroe*.....	23-35
10/25....L..... TROY*.....	17-45
11/1.....W... at W. Kentucky.....	51-40
11/8.....L..... at Florida Atlantic*.....	13-46
11/22....L..... at Middle Tenn.	13-52
11/29....L..... ARKANSAS STATE*.....	28-33

2009 (2-10)

9/3.....W... at Ball State.....	20-10
9/12....L..... OHIO.....	30-31 (2OT)
9/19....L..... at Alabama.....	7-53
9/26....L..... MIDDLE TENNESSEE*.....	21-37
10/10....L..... at UL-Lafayette*.....	34-38
10/17....L..... FLORIDA ATLANTIC*.....	40-44
10/24....L..... at Troy*.....	26-50
10/31...W... WESTERN KENTUCKY*.....	68-49
11/7.....L..... UL MONROE*.....	6-33
11/14....L..... at Florida International*.....	28-35
11/21....L..... ARMY.....	13-17
11/28....L..... at Arkansas State*.....	26-30

KEY
Home games in CAPS
* Conference Game



↳ All-Time Coaching Records

Coach	Tenure	Years	Games	W	L	T	Pct.
J.W. Pender	1913-14	2	7	3	4	0	.429
J.W. St. Clair	1915-19	5	33	20	10	3	.652
Theron Fouts	1920-24	5	39	23	14	2	.615
John Reid	1925-28	4	37	16	18	3	.473
Jack Sisco	1929-41	13	121	74	37	10	.653
Lloyd Russell	1942	1	8	3	5	0	.375
Odus Mitchell	1946-66	21	216	122	85	9	.586
Rod Rust	1967-72	6	62	29	32	1	.476
Hayden Fry	1973-78	6	66	40	23	3	.629
Jerry Moore	1979-80	2	22	11	11	0	.500
Bob Tyler	1981	1	11	2	9	0	.182
Corky Nelson	1982-90	9	101	48	52	1	.480
Dennis Parker	1991-93	3	33	11	21	1	.348
Matt Simon	1994-97	4	45	18	26	1	.411
Darrell Dickey	1998-06	9	106	42	64	0	.396
Todd Dodge	2007- present	3	36	5	31	0	.139
Totals		94	943	467	442	34	.513

↳ Most Winning Seasons

1. Odus Mitchell	14
2. Jack Sisco.....	10
3. Corkey Nelson.....	5
4. Hayden Fry	4
5. J.W. St. Clair.....	4
6. Rod Rust.....	3
7. Theron Fouts.....	3
8. Darrell Dickey.....	3

↳ Coaching Wins

1. Odus Mitchell.....	122
2. Jack Sisco.....	74
3. Corky Nelson.....	48
4. Darrell Dickey	42
5. Hayden Fry	40
6. Rod Rust.....	29
7. Theron Fouts.....	23

↳ Consecutive Winning Seasons

1. Odus Mitchell (46-52).....	7
2. Jack Sisco (29-32).....	4
..... Jack Sisco (38-41).....	4
..... Hayden Fry (75-78)	4
5. Corky Nelson (86-88).....	3
..... J.W. St. Clair (15-17).....	3
..... Jack Sisco (34-36).....	3
..... Rod Rust (67-69).....	3
..... Darrell Dickey (02-04).....	3

↳ Winning Percentage

1. ... Jack Sisco.....	.653
2. ... J.W. St. Clair.....	.652
3. Hayden Fry629
4. Theron Fouts.....	.615
5. Odus Mitchell.....	.586
6. Jerry Moore.....	.500



RECORDS

↳ coaching records

Year	Head Coach	Overall Record	Conference Record
1913	J.W. Pender (Baylor, '05)	0-1	NA
1914	J.W. Pender	3-3	NA
1915	J.W. St. Clair (Baylor, '08)	4-1	NA
1916	J.W. St. Clair	4-3-1	NA
1917	J.W. St. Clair	6-1-0	NA
1918	J.W. St. Clair	1-2-1	NA
1919	J.W. St. Clair	5-3-0	NA
1920	Theron Fouts (Baylor, '17)	7-1-0	NA
1921	Theron Fouts	3-3-0	NA

Texas Intercollegiate Athletic Association

1922	Theron Fouts	5-2-1	3-0 (NA)
1923	Theron Fouts	3-5-0	3-1 (2nd)
1924	Theron Fouts	5-3-1	4-1-1 (2nd)
1925	John Reid (Baylor, '17)	6-4-0	4-2 (4th)
1926	John Reid	5-3-1	4-1 (2nd)
1927	John Reid	1-6-2	0-3-2 (8th)
1928	John Reid	4-5-0	2-2 (5th)
1929	Jack Sisco (Baylor, '27)	4-3-2	3-0-1 (2nd)
1930	Jack Sisco	5-4-1	4-1 (3rd)
1931	Jack Sisco	8-3-0	4-0 (1st)

Lone Star Conference

1932	Jack Sisco	8-1-1	5-0 (1st)
1933	Jack Sisco	3-4-2	3-1-1 (3rd)
1934	Jack Sisco	5-4-0	2-2 (T2nd)
1935	Jack Sisco	5-3-1	3-1 (T1st)
1936	Jack Sisco	6-2-1	4-0 (1st)
1937	Jack Sisco	4-4-2	2-1-1 (2nd)
1938	Jack Sisco	7-4-0	2-2 (3rd)
1939	Jack Sisco	6-1-0	4-0 (1st)
1940	Jack Sisco	6-3-0	4-0 (1st)
1941	Jack Sisco	7-1-0	4-0 (1st)
1942	Lloyd Russell (Baylor, '37)	3-5-0	1-2 (3rd)

No Team From 1943-45 Due To World War II

1946	Odus Mitchell (W. Texas St., '25)	7-3-1	3-1 (1st)
1947	Odus Mitchell	10-2-0	6-0 (1st)
1948	Odus Mitchell	6-4-0	3-2 (T2nd)

Gulf Coast Conference

1949	Odus Mitchell	8-4-0	2-1 (2nd)
1950	Odus Mitchell	7-2-1	1-1-1 (T1st)
1951	Odus Mitchell	8-4-0	2-0 (1st)
1952	Odus Mitchell	7-3-0	2-0 (1st)
1953	Odus Mitchell	3-6-1	1-1 (2nd)
1954	Odus Mitchell	4-6-0	1-1 (2nd)
1955	Odus Mitchell	5-4-1	2-1 (T1st)
1956	Odus Mitchell	7-2-1	2-0 (T1st)

Missouri Valley Conference

1957	Odus Mitchell	5-5-0	2-2 (2nd)
1958	Odus Mitchell	7-2-1	2-1-1 (1st)
1959	Odus Mitchell	9-2-0	3-1 (1st)
1960	Odus Mitchell	2-6-1	0-3 (4th)
1961	Odus Mitchell	5-4-1	1-2 (2nd)
1962	Odus Mitchell	6-4-0	2-1 (2nd)
1963	Odus Mitchell	3-6-0	2-2 (3rd)
1964	Odus Mitchell	2-7-1	1-3 (4th)
1965	Odus Mitchell	3-7-0	2-2 (3rd)
1966	Odus Mitchell	8-2-0	3-1 (1st)
1967	Rod Rust (Iowa State, '50)	7-1-1	4-0 (1st)
1968	Rod Rust	8-2-0	4-1 (2nd)
1969	Rod Rust	7-3-0	4-1 (2nd)
1970	Rod Rust	3-8-0	1-3 (4th)
1971	Rod Rust	3-8-0	3-2 (2nd)
1972	Rod Rust	1-10-0	0-7 (8th)
1973	Hayden Fry (Baylor, '51)	5-5-1	5-1 (1st)
1974	Hayden Fry	2-7-2	1-3-2 (6th)

Year	Head Coach	Overall Record	Conference Record
Div. I-A Independent			
1975	Hayden Fry	7-4-0	NA
1976	Hayden Fry	7-4-0	NA
1977	Hayden Fry	10-1-0	NA
1978	Hayden Fry	9-2-0	NA
1979	Jerry Moore (Baylor, '61)	5-6-0	NA
1980	Jerry Moore	6-5-0	NA
1981	Bob Tyler (Mississippi, '58)	2-9-0	NA
1982	Corky Nelson (SW Texas, '64)	2-9-0	NA

Southland Conference

1983	Corky Nelson	8-4-0*	5-1 (1st)
1984	Corky Nelson	2-9-0	1-5 (6th)
1985	Corky Nelson	4-6-1	2-3-1 (5th)
1986	Corky Nelson	6-4-0	3-2 (2nd)
1987	Corky Nelson	7-5-0*	5-1 (2nd)
1988	Corky Nelson	8-4-0*	4-2 (3rd)
1989	Corky Nelson	5-6-0	2-4 (5th)
1990	Corky Nelson	6-5-0	2-4 (6th)
1991	Dennis Parker (SE Okla., '72)	3-7-1	2-5 (6th)
1992	Dennis Parker	4-7-0	3-4 (5th)
1993	Dennis Parker	4-7-0	2-5 (5th)
1994	Matt Simon (E. New Mexico, '74)	7-4-1*	5-0-1 (1st)

* NCAA I-AA Playoffs

Div. I-A Independent

1995	Matt Simon	2-9-0	NA
------	------------	-------	----

Big West Conference

1996	Matt Simon	5-6-0	3-2 (3rd)
1997	Matt Simon	4-7-0	2-3 (4th)
1998	Darrell Dickey (Kansas St., '84)	3-8-0	3-2 (2nd)
1999	Darrell Dickey	2-9-0	1-5 (7th)
2000	Darrell Dickey	3-8-0	1-4 (T4th)

Sun Belt Conference

2001	Darrell Dickey	5-7	5-1 (T1st)
2002	Darrell Dickey	8-5	6-0 (1st)
2003	Darrell Dickey	9-4	7-0 (1st)
2004	Darrell Dickey	7-5	7-0 (1st)
2005	Darrell Dickey	2-9	2-5 (8th)
2006	Darrell Dickey	3-9	2-5 (7th)
2007	Todd Dodge (Texas, '87)	2-10	1-6 (7th)
2008	Todd Dodge	1-11	0-7 (8th)
2009	Todd Dodge	2-10	1-7 (8th)



Fouts Field Record - 155-94-7 (.619)

Year	Record	Home Losses
1952	5-0-0	None
1953	3-1-0	Arizona State
1954	2-3-0	UTEP, San Jose St., Trinity
1955	4-0-0	None
1956	4-0-1	None
1957	3-2-0	Oklahoma State, Drake
1958	4-0-1	None
1959	5-0-0	None
1960	2-3-1	Cincinnati, Memphis St., Houston
1961	3-2-1	Wichita St., Louisville
1962	4-1-0	Memphis State
1963	3-1-0	Tulsa
1964	1-3-1	Bowling Green West Texas, Cincinnati
1965	2-3-0	Louisville, Tulsa, Memphis St.
1966	6-0-0	None
1967	5-0-0	None
1968	3-1-0	Memphis State
1969	5-0-0	None
1970	1-4-0	San Diego St., Memphis St. New Mexico St., Cincinnati
1971	1-1-0	Akron
1972	0-1-0	New Mexico State
1973	3-1-1	Tulsa
1974	2-4-0	Lamar, Louisville, Memphis St., Long Beach St.
1975	2-0-0	None
1976	2-1-0	Florida State
1977	2-0-0	None
1978	4-0-0	None
1979	3-0-0	None
1980	2-0-0	None
1981	1-1-0	Southern Mississippi
1982	0-4-0	NE Louisiana, SW Louisiana, New Mexico, Tulsa
1983	4-1-0	Louisiana Tech
1984	2-2-0	McNeese State, SW Texas St.
1985	3-1-0	Louisiana Tech
1986	2-2-0	Arkansas St., NE Louisiana
1987	3-0-0	None
1988	4-1-0	NW State (LA)
1989	2-3-0	S.F. Austin, Sam Houston, SW Texas St.
1990	3-4-0	NW State, McNeese St., Arkansas St., NE Louisiana
1991	2-2-1	Sam Houston, SW Texas St.
1992	3-2-0	McNeese St., NE Louisiana

1993	4-2-0	NW State, S.F. Austin
1994	3-1-0	Montana
1995	2-1-0	UAB
1996	3-2-0	Vanderbilt, Nevada
1997	2-1-0	Boise State
1998	2-2	Houston, Idaho
1999	1-3	UNLV, Arkansas St., Utah St.
2000	2-3	Baylor, Utah State, Idaho
2001	3-1	TCU
2002	4-1	South Florida
2003	5-0	None
2004	4-1	Florida Atlantic
2005	0-5	Tulsa, Troy, UL-Lafayette, UL-Monroe, Arkansas State
2006	2-3	Middle Tennessee, Louisiana Tech, Florida Atlantic
2007	2-3	Florida Atlantic, Navy, Middle Tennessee
2008	0-5	Tulsa, Florida Int'l, UL-Lafayette, Troy, Arkansas State
2009	1-5	Ohio, Middle Tennessee, Florida Atlantic, ULM, Army



RECORDS

↳ fouts field attendance

↳ Texas Stadium Record

Year	Record	Opponents
1971	2-0	Louisville, Wichita State
1972	1-3	San Diego St., Memphis St., Cincinnati, West Texas St.
1973	0-1	UT-Arlington
1974	0-1	SMU
1975	1-0	Houston
1976	0-1	SMU
1977	2-0	SMU, UT-Arlington
1978	2-1	UTA, Mississippi St., Oklahoma St.
1979	0-1	UT-Arlington
1995	0-1	Kansas
1996	0-1	Army
1997	0-1	Texas A&M
1998	0-1	Texas Tech
2001	0-1	Texas Tech

Wins in Bold

↳ Cotton Bowl Record

Year	Record	Opponents
1971	0-1	BYU
1981	0-2	Oklahoma State, UT-Arlington

↳ Home Attendance

Year	Games	Attendance	Avg.
2009	6	109,367	18,228
2008	5	84,778	16,956
2007	5	88,672	17,734
2006	5	78,249	15,685
2005	5	82,232	16,446
2004	5	75,921	15,184
2003	5	93,469	18,694
2002	5	76,302	15,260
2001	5	73,844	14,769
2000	5	70,900	14,180
1999	4	55,010	13,752
1998	5	62,400	12,480
1997	4	78,818	19,704
1996	6	85,404	14,234
1995	4	69,502	17,376
1994	4	78,068	19,517
1993	6	51,578	8,596
1992	5	34,728	6,946
1991	4	33,808	8,452
1990	6	88,700	14,783
1989	5	71,447	14,289
1988	5	76,595	15,319
1987	4	55,055	13,764
1986	4	50,920	12,730
1985	4	40,600	10,150
1984	4	44,500	11,125
1983	5	60,400	12,080
1982	4	36,375	9,094
1981	4	49,976	12,494
1980	2	29,600	14,800
1979	3	43,500	14,500

1978	6	106,100	17,683
1977	4	78,397	19,599
1976	4	44,689	11,172
1975	3	35,530	11,843
1974	7	67,783	9,683
1973	6	71,941	11,990
1972	5	30,000	6,000
1971	5	52,350	10,470

↳ Top Fouts Field Crowds

	Attend.	Opponent	Date
1.	29,437	Baylor	Sept. 6, 2003
2.	28,315	Baylor	Aug. 31, 2000
3.	26,012	Navy	Nov. 10, 2007
4.	25,231	SMU	Sept. 9, 2006
5.	23,647	Army	Nov. 21, 2009
6.	23,112	Tulsa	Sept. 17, 2005
7.	22,837	TCU	Sept. 1, 2001
8.	22,785	Tulsa	Sept. 22, 2008
9.	22,750	SMU	Oct. 6, 1990
10.	22,346	Middle Tennessee	Sept. 26, 2009

↳ Top Texas Stadium Crowds

	Attend.	Opp.	Date
1.	45,923	Texas A&M	Sept. 27, 1997
2.	27,183	SMU	Sept. 14, 1974
3.	26,097	SMU	Sept. 17, 1977
4.	23,539	SMU	Sept. 25, 1976
5.	21,800	UT-Arlington	Sept. 15, 1979
6.	21,496	Texas Tech	Sept. 12, 1998
7.	20,852	Texas Tech	Sept. 22, 2001
8.	20,413	Army	Sept. 28, 1996
9.	20,211	Kansas	Sept. 9, 1995



Media Availability for Coaches

North Texas head coach Todd Dodge will be available for media interviews on a regular schedule throughout the season. All requests for interviews at times other than the regularly-scheduled availabilities should be made through the athletic media relations office. Requests for interviews of assistant coaches will be granted with prior approval of Coach Dodge and must be made in advance through the media relations office.

Sun Belt Conference Teleconference

Dodge's availability for the media begins Monday with the Sun Belt Conference teleconference which is held each Monday throughout the season. All eight Sun Belt Coaches have a designated 10-minute time slot on the teleconference. Please contact the North Texas media relations office or the Sun Belt Conference office for the time and call-in number.

Radio Show

Dodge will hold his weekly radio show at 12 p.m. Mondays from the Pourhouse in Denton.

Post-Practice

Dodge will be available to media immediately following Tuesday's practice at the Darrell Dickey Practice Facility. Requests should be made in advance of practice to the media relations office.

Out of Town Media

Dodge and his assistant coaches are also available by request to out-of-town media Monday through Wednesday from 11 a.m.-12 noon. Contact the media relations office to arrange these requests.

Player Interviews

All player interviews must be arranged through the Athletic Media Relations office. Player interviews must be conducted on Tuesday following practice. Players will be available for in-person interviews or pre-arranged phone interviews at that time. All requests for player interviews must be made by noon on Tuesday. Monday is an off-day for North Texas players, no practice is scheduled and no interview requests will be granted. Special exceptions may be granted to those media members needing to interview players prior to Tuesday practice at the discretion of the media relations office.

Covering Practice

North Texas football practices are open to the media every day with access limited to the exterior of the fence immediately surrounding the practice field. Media wishing to attend practice should notify the media relations office in advance. Video and still photography will be allowed to shoot practice from inside the fence for the first 30 minutes of practice.

Mean Green on the Web

Statistics and news releases on North Texas football and all 16 Mean Green athletic programs are available 24 hours a day, seven days a week at www.Mean-GreenSports.com, the official website of North Texas Athletics.

Media Credentials

All requests for press, broadcast, photo and parking credentials should be made in writing at least one week prior to the requested game. Direct all requests

to Eric Capper, Associate Athletic Director for Media Relations, by email to Eric.Capper@unt.edu or phone at 940-565-2476. All credentials that are not picked up prior to the day of the game will be left at the media will call in the ticket office on the southeast corner of Fouts Field.

Photographers

Credentials will only be issued to accredited photographers for a working purpose and should be requested in the same manner as regular media passes. Photographers with a credential should report to the press box, where they will be issued a colored sticker that must accompany each media credential for admittance to the field. Photographers are not permitted in the team areas between the 25-yard lines. Photographers are not permitted to enter the bench area at any time.

Media Parking

A limited number of media parking spaces are available at Fouts Field. Media must request parking passes along with credential requests. Parking passes will be provided only to the organizations that cover North Texas on a regular basis.

Press Box Services

Please be advised that there is no elevator to the press box at Fouts Field. Media needing special needs or accommodations please contact the Athletic Media Relations office in advance.

Telephones: Visiting radio stations will be given one phone line and one ISDN line for broadcasts. Additionally, there will be three phone lines available for working press on a first-come, first-serve basis. For media anticipating tight deadlines, please secure a phone line by calling Steven Bartolotta at 940-369-8329.

Wireless: Wireless internet is available in the North Texas press box for all members of the working media. Please contact a member of the media relations staff to obtain instructions.

Statistics: Complete individual and team stats, play-by-play and post-game quotes will be available to the media following each game. Quickie stats will be distributed after each quarter. Complete media packets, including game programs, flip cards and updated releases will be distributed prior to each game. A post-game fax service is available upon request.

Mailing Address

Media Relations
1155 Union Circle
Box 311397
Denton, TX 76203-5017

Delivery Address

Athletic Department
1301 S. Bonnie Brae St.
Denton, TX 76207-2003

Fouts Field Press Box

940.565.2476

North Texas Athletic Media Relations Staff



Eric Capper
Director

Office: 940.565.2476
Home: 940.498.1011
Cell: 940.367.0727
Email: Eric.Capper@unt.edu



Steven Bartolotta
Assistant Director

Office: 940.369.8329
Cell: 817.300.1931
Email: Steven.Bartolotta@unt.edu



Stephen Howard
Assistant Director

Office: 940.369.8548
Cell: 817.793.5199
Email: Stephen.Howard@unt.edu



Amy Ruggini
Assistant Director

Office: 940.369.7980
Email: Amy.Ruggini@unt.edu



Ryan Kasmiersky
Media Relations Intern

Office: 940.565.3671
Fax: 940.369.8408
Email: Ryan.Kasmiersky@unt.edu

2010 North Texas Football Schedule

SEPTEMBER

4	at Clemson (<i>ESPNU</i>)	2:30 p.m.
11	vs. Rice	6:00 p.m.
18	at Army (<i>CBS College Sports</i>)	11:00 a.m.
25	at Florida Atlantic*	6:00 p.m.

OCTOBER

2	vs. UL- Lafayette* (<i>Sun Belt Network</i>)	6:30 p.m.
9	vs. Arkansas St.*	6:00 p.m.
16	vs. FIU* (<i>Sun Belt Network</i>)	6:30 p.m.
30	at Western Kentucky*	2:00 p.m.

NOVEMBER

6	vs. Troy*	6:00 p.m.
13	at Middle Tennessee*	2:30 p.m.
20	at ULM*	TBA
27	vs. Kansas State	3:00 p.m.

*Sun Belt Conference Game

All Times Central

2010 North Texas Football Schedule

SEPTEMBER

4	at Clemson (<i>ESPNU</i>)	2:30 p.m.
11	vs. Rice	6:00 p.m.
18	at Army (<i>CBS College Sports</i>)	11:00 a.m.
25	at Florida Atlantic*	6:00 p.m.

OCTOBER

2	vs. UL- Lafayette* (<i>Sun Belt Network</i>)	6:30 p.m.
9	vs. Arkansas St.*	6:00 p.m.
16	vs. FIU* (<i>Sun Belt Network</i>)	6:30 p.m.
30	at Western Kentucky*	2:00 p.m.

NOVEMBER

6	vs. Troy*	6:00 p.m.
13	at Middle Tennessee*	2:30 p.m.
20	at ULM*	TBA
27	vs. Kansas State	3:00 p.m.

*Sun Belt Conference Game

All Times Central