



2015 Quick Facts & Table of Contents

North Texas Quick Facts

General

Name of school North Texas
 City/Zip Denton, Texas 76203
 Founded..... 1890
 Enrollment..... 36,111
 Nickname Mean Green
 School Colors..... Green and White
 Stadium Apogee Stadium
 Capacity 30,850
 Surface Sportexe PowerBlade HP
 Affiliation..... Bowl Subdivision FBS
 Conference Conference USA
 President..... Dr. Neal Smatresk
 Athletics Director..... Rick Villarreal
 Athletic Dept. Phone..... 940-565-2662

History

First year of football..... 1913
 All-time record..... 492-478-34
 All-time bowl/playoff record 3-9
 Last postseason appearance 2014, Heart Of Dallas Bowl
 Result North Texas 36 UNLV 14

Caching Staff

Head Coach..... Dan McCarney (Iowa '75)
 Record at school (yrs.)..... 22-27 (5th year)
 Career record (yrs.)..... 78-112 (17th year)
 Football Office Phone 940-565-3653

Assistant Coaches:

Assoc. HC/Off. Coord./QBs Mike Canales (BYU '84)
 Def. Coord./Linebackers Chris Cosh (Virginia Tech '83)
 Cornerbacks LaMarcus Hicks (Iowa St. '06)
 Wide Receivers Mike Grant (Nebraska, '93)
 Safeties Perry Carter (Southern Miss '94)
 Defensive Line Kevin Patrick (Miami, '94)
 Asst. HC / Tight Ends Nick Quartaro (Iowa, '77)
 Spec. Teams / Running Backs..... Tommy Perry (Texas A&M, '03)
 Offensive Line..... Mike Simmonds (Indiana St., '84)
 Dir. of Football Operations Scotty Conley (Tex. A&M-Commerce, '70)
 Strength Coach Lewis Caralla (Defiance College '07)

Athletic Communications

Sr. Assoc. AD/ Communications Eric Capper
 Office phone 940-565-2476
 Cell Phone..... 940-367-0727
 E-Mail Address eric.capper@unt.edu

Assistant Director of Communications Steven Bartolotta
 Office Phone..... 940-369-8329
 Cell Phone..... 817-300-1931
 E-Mail Address steven.bartolotta@unt.edu
 Press Box Phone 940-369-7585

Mailing Address:
 North Texas Athletic Communications
 1155 Union Circle
 Box 311397
 Denton, TX 76203

APOGEE STADIUM

Under Dan McCarney NT is 16-7 at home and in 2013 set the all-time attendance record





2015 Mean Green Quick Facts

2015 Team Information

2014 Record.....4-8
 Conference Record/Finish2-6 /5th
 Basic Offense.....Spread
 Basic Defense4-3

Lettermen Returning37
Offense: 15 ; Defense: 18; Specialist: 4
 Lettermen Lost.....20
Offense: 11; Defense: 8, Specialist: 1

Starters Returning12
Offense: 6; Defense: 6
 Starters Lost.....10
Offense: 5; Defense: 5

↳ Offensive Starters Returning (6)

Pos.	Name	Ht.	Wt.	Yr.-Lt.	Career Starts
WR	Carlos Harris	5-8	183	Sr.-3L	26
OL	Kaydon Kirby	6-3	329	Jr.-2L	25
TE	Marcus Smith	6-4	247	Sr.-2L	9
QB	Andrew McNulty	6-1	209	Sr.-2L	7
WR	Darvin Kidsy	6-0	182	Jr.-2L	5
RB	Antoinne Jimmerson	5-9	222	Sr.-3L	3

↳ Defensive Starters Returning (6)

Pos.	Name	Ht.	Wt.	Yr.-Lt.	Career Starts
DB	Kenny Buyers	5-11	186	Sr.-2L	23
LB	Fred Scott	5-11	238	Jr.-1L	12
DE	Chad Polk	6-0	231	Sr.-3L	11
DT	Sir Calvin Wallace	6-2	296	Jr.-1L	9
DT	Austin Orr	6-4	277	Sr.-2L	5
LB	Calvin Minor	6-3	219	So.-1L	3

↳ Specialist Returning (4)

Pos.	Name	Ht.	Wt.	Yr.-Lt.	Career Games
P	Blake Macek	5-11	190	Jr.-2L	25
K	Trevor Moore	5-11	175	So.-1L	12
DS	Tony Johnson	6-1	218	Jr.-1L	11
P	Eric Keena	6-2	170	Jr.-1L	12

What Returns By Percentage

Rushing Yards:68%
 Passing Yards:100%
 Receiving Yards:76%
 Punt Return Yards:100%
 Kickoff Return Yards:97%
 Interceptions:33%
 Scoring:85%
 Total Offense:86%
 Field Goals:100%
 Punt Yards:100%

2015 North Texas Football Schedule

Date	Opponent	Site
Sept. 12	at SMU	Dallas, TX
Sept. 19	vs. Rice*	Denton, TX
Sept. 26	at Iowa	Iowa City, IA
Oct. 3	at Southern Miss*	Hattisburg, MS
Oct. 10	vs. Portland State	Denton, TX
Oct. 17	vs. WKU*	Denton, TX
Oct. 24	at Marshall*	Huntington, WV
Oct. 31	vs. UTSA*	Denton, TX
Nov. 7	at Louisiana Tech*	Ruston, LA
Nov. 14	at Tennessee	Knoxville, TN
Nov. 21	at MTSU*	Murfreesboro, TN
Nov. 28	vs. UTEP*	Denton, TX

* Conference USA game

↳ Mean Green 2014 Results

Date	Opponent	Results	Atten.
Aug. 30	at Texas	L, 38-7	93,201
Sept. 6	vs. SMU	W, 43-6	22,398
Sept. 11	vs. Louisiana Tech*	L, 42-21	16,998
Sept. 20	vs. Nicholls State	W, 77-3	21,323
Oct. 4	at Indiana	L, 49-24	40,457
Oct. 11	at UAB*	L, 56-21	20,365
Oct. 18	vs. Southern Miss*	L, 30-20	19,127
Oct. 25	at Rice*	L, 41-21	18,430
Nov. 8	vs. Florida Atlantic*	W, 31-10	20,957
Nov. 15	at UTEP*	L, 35-17	24,222
Nov. 22	vs. FIU*	W, 17-14	14,824
Nov. 29	at UTSA*	L, 34-27	24,012

*Conference USA Game

Final 2014 C-USA Football Standings

Team	Conference		Overall	
	W-L	Pct.	W-L	Pct.
<u>East Division</u>				
Marshall	7-1	.875	13-1	.929
MTSU	5-3	.625	6-6	.500
WKU	4-4	.500	8-5	.615
UAB	4-4	.500	6-6	.500
Old Dominion	4-4	.500	6-6	.500
FIU	3-5	.375	4-8	.333
FAU	2-6	.250	3-9	.250

West Division

Louisiana Tech	7-1	.875	9-5	.643
Rice	5-3	.625	8-5	.615
UTEP	5-3	.625	7-6	.538
UTSA	3-5	.375	4-8	.333
North Texas	2-6	.250	4-8	.333
Southern Miss	1-7	.125	3-9	.250



Head Coach Dan McCartney

Dan McCartney knows how to build football programs. He was a part of a historic turnaround at Iowa State, and now you can add North Texas to that list. McCartney has turned around North Texas and taken the program to heights that were unthinkable when he arrived in 2011.

On their way to the 2014 Heart of Dallas Bowl Championship, the Mean Green won nine games in 2013, tied for the second most in school history and just the sixth time in 100 years North Texas has won nine games. The season culminated with North Texas winning the 2014 Heart of Dallas Bowl 36-14 over UNLV on January 1.

In 2014 McCartney powered North Texas to a 43-6 win over rival SMU, just the fifth win for NT in 34 games against the Mustangs. North Texas posted 77 points in a game in 2014, the fourth-highest total in a game in school history. 2014 also saw one of McCartney's first recruits at North Texas, offensive lineman Cyril Lemon, earn his fourth straight all-conference honor as he was named to the Conference USA first-team.

Lemon was the only player in the nation to start 49 straight games and earn all-conference honors in four straight years. McCartney led the Mean Green to a 6-2 record in the inaugural season in Conference USA, tying for second place and the second most conference wins in school history. Along the way, the Mean Green broke offensive, defensive, special teams and attendance records. The Mean Green achieved the biggest single season turnaround since 1982-83. The North Texas offense set a new school record for total offense in a single season, topping the 5,000-yard mark for the first time. North Texas rushed for over 300-yards three times in 2013, which is the most in a season since 1959.



The North Texas defense allowed the fewest points per game since 2002, and tied for the second most sacks in school history. McCartney is establishing a record of dominance at Apogee Stadium as North Texas has a home record of 16-7 at Apogee Stadium since 2011. The Mean Green went 5-1 at home in 2013, tying for the second most wins in school history. The three seasons before 2011, the Mean Green went just 1-16 at home.

McCartney has won 22 games at North Texas, which already ranks in the top-10 all-time as he enters the 2015 season eighth in coaching wins. McCartney reached 18 wins faster at North Texas than any coach since Rod Rust in 1967-69 after his first three seasons. He has brought out the best individually at North Texas as the Mean Green had 12 players earn 14 spots on the C-USA all-conference team in 2013, the second most in school history. Brelan Chancellor became just the second player in league history to earn first-team all-conference honors as a kick and punt returner, and was the only player in the nation to rank in the top 10 in punt and kick returns in 2013.

The North Texas resurgence was fueled by all three phases: offense, defense and special teams. Under McCartney, the Mean Green ranked in the top 10 in the nation in 2013 in fourth down conversion defense (fifth), blocked kicks (first), blocked punts (first), blocked punts allowed (first), fumbles recovered (fourth), sacks allowed (seventh), punt returns (fifth), red zone defense (second), scoring defense (eighth), sacks (seventh) and turnovers (fourth).

With more than 30 years of college coaching experience, including 13 years as a head coach at Iowa State University, McCartney is an established leader. He came to North Texas after serving as the assistant head coach at the University of Florida where he had been since 2008. He helped win a national championship at Florida.

McCartney led Iowa State to five bowl games from 2000-05 and was named the Big 12 Conference Coach of the Year in 2004 when his team earned a Big 12 North co-championship. In 119 years of football at Iowa State, only 17 teams have won seven or more games in a season and McCartney coached five of those.

McCartney began his coaching career at the University of Iowa, where he was an assistant under Fry for 11 years. He continued his career as the defensive coordinator at the University of Wisconsin under Alvarez, directing some of the best defensive teams in that schools history. In his 11 years with Fry at Iowa, their teams went to eight bowl games after not having a winning season the previous 19 years. At Wisconsin, McCartney helped turn a team that had won 10 games in five years into a Big 10 Conference championship and Rose Bowl appearance in his fourth year.

McCartney took over as head coach at Iowa State in 1995, assuming responsibility of a program that had enjoyed just three winning seasons in the 16 years prior to his arrival. The year before McCartney became head coach at Iowa State, the Cyclones suffered through an 0-10-1 record. His rebuilding process at Iowa State took five years, but in his sixth season, he became the first head coach in the previous 94 years at Iowa State to win nine games in a season and gave the Cyclones their first-ever bowl victory and first bowl appearance in 23 years.

McCartney led Iowa State to five bowl games from 2000-05 and was named the Big 12 Conference Coach of the Year in 2004 when his team earned a Big 12 North co-championship. In 119 years of football at Iowa State, only 17 teams have won seven or more games in a season and McCartney coached five of those.

His 2008 Florida team finished with a 13-1 record and won the BCS National Championship behind a defense that ranked fourth in the nation in scoring defense and ninth nationally in total defense.

In all, McCartney has coached in 21 bowl games in 36 years as a collegiate coach, five of which are current BCS bowls. He has coached 22 players that have been drafted by the NFL, including nine that have gone in the first three rounds.

McCartney is a 1975 graduate of the University of Iowa where he was a three-year letterman on the offensive line and a team captain in 1974. He is married to his wife Margy and has three children, Jillian, Melanie and Shane.



McCartney Quick Facts

- Age:** 61
- Alma Mater:** Iowa ('75)
- NT Record:** 22-27 (fifth year)
- Overall Record:** 78-112 (17th year)
- Previous Job:** Assistant Head Coach, Defense/Defensive Line Coach at Florida
- Playing Experience:** Offensive Lineman at Iowa (1971-74)
- Family:** Married to Margy. Has three children: Jillian, Melanie and Shane.

McCartney Coaching Experience

Year	School	Position
2011-Pres	North Texas	Head Coach
2008-10	Florida	Ast. HC/DL
2007	South Florida	Ast. HC/DL
1995-06	Iowa State	Head Coach
1990-94	Wisconsin	D. Coord./DL
1979-89	Iowa	Def. Line
1977-78	Iowa	Off. Line

McCartney Year-by-Year

Year	School	Record	Bowl
1995	Iowa State	3-8	
1996	Iowa State	2-9	
1997	Iowa State	1-10	
1998	Iowa State	3-8	
1999	Iowa State	4-7	
2000	Iowa State	9-3	W, Insight.com
2001	Iowa State	7-5	L, Independence
2002	Iowa State	7-5	L, Humanitarian
2003	Iowa State	2-10	
2004	Iowa State	7-5	W, Independence
2005	Iowa State	7-5	L, Houston
2006	Iowa State	4-8	
2011	North Texas	5-7	
2012	North Texas	4-8	
2013	North Texas	9-4	W, Heart of Dallas
2014	North Texas	4-8	
Overall Record:		78-112	



Assistant Coaches (Coordinators)



Mike Canales
Associate Head Coach
Off. Coordinator/Quarterbacks
Sixth Year

Mike Canales enters his sixth year as the offensive coordinator and quarterbacks coach of the Mean Green.

The Mean Green offense has combined to average more points in consecutive seasons (2013-14) since 1968-69. NT scored 27.2 points a game in 2014, along with the second-highest total in school history in 2013, 31.6 points a game, made this the highest scoring stretch in school history since 1968-69. In 2014 Canales oversaw a Mean Green offense that was the best in the nation in red-

zone scoring. In 2014, North Texas scored 94.3 percent of the time in the red-zone to lead the nation.

The leadership of Canales took the North Texas offense to record breaking heights in the 2013. The Mean Green offense scored a total of 414 points, the second most in school history and the most since 1951. North Texas averaged 31.8 points a game, topping the 30-point mark for only the third time in school history.

The North Texas offense scored over 30 points in seven games this season, the most since returning to FBS football in 1995 and it marked only the fifth time in school history the Mean Green has had a season of scoring 30 points or more in seven games.

Quarterback Derek Thompson won the Heart Dallas Bowl MVP award and permanently etched his name into the record books after leading the Mean Green to a nine-win season. Under Canales, Thompson finished his career with 7,457 passing yards, 42 touchdown passes and his senior season he was No. 2 all-time at NT in passing yards (2,896), completions, (251), completion percentage (64.4), and total offense with 3,053 yards.

The Mean Green ground game also was record breaking in 2013. North Texas rushed for over 300-yards three times in 2013, which is the most in a single season since 1959. NT had 2,208 rushing yards for the season, which are the 13th most rushing yards in a single season in school history. During the 2012 season, Thompson threw for a career-high 2,649 yards, which ranks fourth all-time in a single season. Thompson broke the school record for single-game completion percent at No. 14 Kansas State when he completed 25-of-28 passes.

The Mean Green offense churned out over 4,000 yards for the sixth straight year, which is a school record and the fourth straight under Canales. The 4,751 total yards of offense is the fourth most in school history. The Mean Green rushed for over 2,000 yards for third time in the last four seasons under Canales.

In 2011, Canales oversaw the growth of starting quarterback Thompson. He threw for 1,759 yards, which is the fifth most passing yards in a single season at North Texas since 1995. The Mean Green offense closed the season by scoring 59 points, the most points scored in a game since the 2009 season.

Canales guided a North Texas offense that featured its third-straight season of producing a 1,000-yard rusher in Lance Dunbar, who also rushed for a single-game school record 313 yards. Dunbar also became only the sixth player in NCAA history to have 4,000 yards rushing and 1,000 yards receiving in a career.

He was offensive coordinator at the University of Arizona for three years, coached wide receivers for the New York Jets of the National Football League and was the quarterback coach at North Carolina State where he helped develop Phillip Rivers who is currently an All-Pro player for the San Diego Chargers of the NFL.

Under his leadership, South Florida quarterback Matt Grothe became the Big East Conference career leader in total offense. He also was part of three bowl games at USF, helping lead the Bulls to the Sun, St. Petersburg, and International bowls.

While the passing game coordinator at North Carolina State, his offense finished in the top 10 nationally in passing offense and competed in two postseason bowl games. Rivers was a two-time All-Atlantic Coast Conference player and Heisman Trophy candidate under Canales' watch. The Wolfpack made two bowl games with Canales, the Champ Sports and Gator Bowl.

Canales began his coaching career as a graduate assistant at Brigham Young University where he learned from legendary offensive coach Norm Chow. At BYU the Cougars went to the Citrus and Freedom Bowl with Canales. He went on to be the offensive coordinator at Snow Junior College where he had a top 10 nationally-ranked offensive unit in seven of his eight years. He coached quarterbacks at Pacific in 1995 before being hired at South Florida in 1996.



Chris Cosh
Def. Coordinator/Linebackers
First Year

Cosh begins his first season at North Texas as the defensive coordinator.

Cosh comes to North Texas with a wealth of experience having served as a defensive coordinator for 16 of his 30 seasons in coaching, including time at Kansas State, Maryland, South Carolina, Michigan State and Illinois. Cosh spent the 2014 season as the defensive line coach at the University of Buffalo.

Cosh, 55, was the defensive coordinator at South Florida in 2012 and in his one season in Tampa he helped produce two All-Big East defenders.

From 2009-11, Cosh was the defensive coordinator at Kansas State, where he helped rebuild the Wildcat defense culminating with a Cotton Bowl appearance in 2011. The Wildcats defense was ranked 37th in the nation in 2011 and produced three All-Big 12 performers, including Big 12 Defensive Player of the Year Arthur Brown. The Wildcats finished the season with a 10-3 record.

In 2010 Cosh guided the Wildcat defense and saw true freshman Ty Zimmerman earn freshman All-America honors after recording 74 tackles, three interceptions, three PBUs and two fumble recoveries.

In 2009 under Cosh, K-State's defense made tremendous strides, from 117th nationally in total defense in 2008 to No. 39 in 2009. The 2009 Wildcat defense yielded just 105.4 yards per game on the ground, which ranked 16th nationally, and surrendered 339.9 total yards per contest.

As defensive coordinator at Maryland, the Terrapins (7-5) ended the 2008 regular season 35th nationally in scoring defense (21.4 ppg) and were led by All-ACC performers Alex Wujciak at linebacker and Jeremy Navarre on the defensive line.

In 2007, the Terrapin defense was highlighted by first-team All-ACC performers Erin Henderson and Dre Moore. Henderson led the league in tackles from his weakside linebacker spot, while Moore, a defensive tackle, went on to become a fourth-round draft choice of Tampa Bay in the 2008 NFL Draft. Cosh's defense ended the year at No. 24 nationally in scoring defense (21.5 ppg) and No. 33 in pass defense.

In 2006, Cosh was responsible for a unit that contributed to the school's first nine-win season since 2003 and a victory in the Champs Sports Bowl. The Terps defense held the opposition to an average of 21.8 points per game. Under Cosh's leadership, the defense marked breakout performances by cornerback Josh Wilson and Henderson, who each earned All-ACC honors. Wilson went on to become a second-round choice of the Seattle Seahawks in the 2007 NFL Draft.

Prior to his stint at Maryland, Cosh made his first stop at Kansas State for two seasons, 2004-05, under head coach Bill Snyder as linebackers coach. The Wildcat defense ranked 30th nationally in 2005 allowing an average of 128.9 rushing yards per game. Junior linebacker Brandon Archer was an honorable mention All-Big 12 selection in 2005, an accolade which came a year after Cosh helped coach the newcomer to second-team honors in his first year as a starter.

While at South Carolina, he helped produce some of the Southeastern Conference's top linebackers, including Kalimba Edwards (two-time first team all-league, Butkus and Lombardi Awards finalist in 2001). His resume as a position coach also includes tutoring New York Jets' first-round pick and Pro Bowler John Abraham (1999) and freshman All-American Lance Laury (2002). During his time in Columbia, S.C., the Gamecocks won back-to-back bowl games for the first time in school history.

In addition to serving under coaching legends Snyder and Holtz, Cosh was the defensive coordinator at Michigan State under former Miami Dolphins and current Alabama head coach Nick Saban. In his lone season (1998) in East Lansing, Mich., the Spartans upset No. 1 Ohio State and knocked off Notre Dame. Cosh's unit helped spark those wins with the 10th-ranked pass defense in the nation.

A former linebacker who earned his bachelor's degree in physical education from Virginia Tech in 1983, Cosh got his start coaching in Blacksburg, Va., where he was a student assistant during the 1983 season. He then made five different stops (Wisconsin-Oshkosh, Southeast Missouri State, UNLV and two tours at Minnesota) before settling in at Illinois.



Assistant Coaches



Mike Grant
Wide Receivers/Recruiting
Coordinator
Fifth Year

Mike Grant is in his fifth-year with North Texas. Grant is in his third season as wide receivers coach and second as the recruiting coordinator.

In 2014 Grant oversaw the emergence of Carlos Harris into one of the top receivers in Conference USA. Harris led North Texas in receptions with 70, which is the ninth-most in school history. Harris had 863 yards, which ranked 11th most in school

history.

Grant was instrumental in the development of Brelan Chancellor and Darnell Smith at the wide receiver spot in 2013 as both players received all-C-USA honors. Chancellor had a record breaking year and was named a second-team wide receiver while Smith was an honorable mention player.

Chancellor had the most receiving yards by a NT wide out since 2008 while Smith had the most receptions by a wide receiver since 2008. Grant also continued the development of Harris in 2013. In just his second season, Harris was the third leading receiver with 47 grabs in 2013. Freshman Darvin Kiddy had 16 catches in his first season and was the fifth leading receiver in 2013.

Against Idaho to begin the season, NT had a school record 12 players with at least one catch in the game. Prior to becoming the wide receivers coach, Grant spent two seasons as the Mean Green running backs coach.

In 2012, Grant's running backs rushed for over 2,000 yards for the third time in the last four seasons. Having to replace the all-time leading rusher in Lance Dunbar going into the 2012 season, North Texas had three players rush for over 500 yards for the first time in school history.

Brandin Byrd and Jeremy Brown each had a rushing TD of over 50 yards in the win over South Alabama, the first time since 2010 that the Mean Green has had two different running backs have a rushing TD and more than 40 yards in a game.

Freshman Antoine Jimmerson was the first running back to have a 100-yard receiving game since Lance Dunbar in 2011. He was the first running back with two receiving touchdowns in a game since 2002.

In his first season with the Mean Green, Grant oversaw a rushing attack that tied the school record for most yards in a game and had 19 rushing touchdowns, the second most in seven seasons at North Texas.

North Texas rushed for 464 yards against Middle Tennessee, tying the school record from 1952. In that game, Lance Dunbar broke the single-game school record with 313 yards rushing and became the all-time leading rusher in school history.

North Texas also had two running backs, Dunbar and James Hamilton, rush for 100 yards in the same game, marking the first time the Mean Green has had two backs go for over 100 yards in a game since 2003.

Grant spent 2007 as wide receivers coach at Southern Miss before moving to Western Michigan. Grant worked with head coach Dan McCarney at Iowa State from 1998-2006. At Iowa State, Grant spent time coaching wide receivers and running backs, as well as two years as a defensive assistant.

He played quarterback at Nebraska from 1988-92 and was a member of teams that earned three Orange Bowl invitations as well as a Fiesta and Citrus Bowl appearance. He has either played or coached in 13 bowl games and was a member of a staff that won two national championships.

As an assistant coach, his teams participated in the Fiesta Bowl (1996), Orange Bowl (1994, 97), Insight.com Bowl (2000), Independence Bowl (2001, 2004), the Humanitarian Bowl (2002) and the EVI.net Bowl (2005).

Grant graduated from Nebraska in 1993 with a bachelor's degree in communication studies, in 1995 with a bachelor's degree in journalism with an emphasis in advertising and has currently completed the course work for his master's degree in mass communication.

Grant and his wife Nina, have a daughter, Mireia.



LaMarcus Hicks
Cornerbacks
Second Year

LaMarcus Hicks enters his second season with North Texas as cornerbacks coach.

Hicks in his first-season with the Mean Green had the cornerbacks in record-breaking territory in 2014.

North Texas had seven different defensive backs with an interception in 2014, which

was a school record for most DB's in a single season with at least one pick. Five of those seven were cornerbacks coached by Hicks. Two Mean Green cornerbacks had interceptions returned for touchdowns.

Cornerback James Jones was named to the C-USA second-team in 2014 as he was the second leading tackler and led the team with nine PBUs.

Hicks, a defensive back with Iowa State who played professionally with the Detroit Lions, comes to North Texas after spending last season at Concordia University as the defensive backs coach. Hicks played for McCarney at Iowa State for two seasons and earned first-team All-Big 12 honors in 2005 while leading the conference in interceptions. He earned Big 12 Defensive Player of the Week twice that season.

Hicks spent 2011 and 2012 at Truman High School in Michigan as the defensive coordinator and defensive backs coach. In his first season at Truman in 2011, he helped the Cougars improve 15 points per game in scoring defense. In 2012, Truman went 9-2 and won their second playoff game in school history while allowing only 11.2 points per game.

Hicks began coaching in 2010 at Rhodes College as wide receivers coach. Three players at the position were selected as All-SCAC.

Prior to coaching, Hicks played professionally for the Detroit Lions at defensive back. He spent two seasons with the Lions.

Hicks received his Bachelor's degree from ISU in 2006. A native of Clarksdale, Mississippi, he and his wife Ashley are the parents of two sets of twins, Ashton, Auston, Landon, and Layton.



Assistant Coaches



Kevin Patrick Defensive Line Second Year

Kevin Patrick begins his second season at North Texas as the defensive line coach.

In his first season, Patrick helped the Mean Green defensive line produce 33 sacks, tied for the fifth most in school history. North Texas had a school-record 10 sacks in a game and defensive end Tillman Johnson recorded a freshman school-record 3.0 sacks in a game. Johnson finished with a freshman record 5.0 sacks on the season.

In addition to the development of Johnson, Patrick molded Chad Polk, an under-sized defensive end, into an all-conference player in 2014. Polk led North Texas in sacks with 5.5 in 2014 despite missing the final two games of the season with an injury.

Patrick, who spent six seasons at South Florida, is one of the nation's top recruiters and has produced three NFL draft picks, including first-rounder Jason Pierre-Paul who was the 15th overall pick in the 2010 NFL Draft.

Patrick followed McCarney as the defensive line coach at USF after McCarney went to Florida in 2008. While at South Florida, Patrick developed some of the top defensive linemen in the country. Pierre-Paul was a first-team All-American selection by Pro Football Weekly in 2009.

Pierre-Paul was also named first-team all-conference by the BIG EAST coaches, ESPN, Rivals.com and the Sporting News along with second-team honors by Phil Steele.

In addition to his work with Pierre Paul, Patrick's defensive line unit included current Dallas Cowboys defensive lineman George Selvie and Houston Texans defensive tackle Terrell McClain. Under Patrick's leadership, Selvie earned All-BIG EAST Second Team honors and was a seventh round draft pick by the St. Louis Rams in 2010.

In 2007, McCarney coached Selvie in his sophomore season to a first-team All-American honor and Patrick coached Selvie in his junior season to another All-American season in 2008. McClain was a third round draft pick in 2011 by the Carolina Panthers after earning first-team All-BIG EAST honors his senior year at South Florida.

In 2011, Patrick's tackles contributed to USF finishing second nationally in tackles for loss and fourth in sacks, while only allowing 107.3 rushing yards per game (15th NCAA).

USF's defensive ends posted 21.5 of the Bulls' 25 sacks on the season in 2009, along with 37 tackles for loss. The defensive line anchored a defensive unit that finished second in the BIG EAST in scoring defense in 2009 and third in total defense led by Pierre-Paul. Patrick flourished during his first season back with the Bulls.


He helped defensive end George Selvie repeat as a first team All-American and assisted a defensive unit that ranked No. 10 nationally in total defense. Patrick also reeled in a pair of national awards on the recruiting trail. Rivals named him one of the top 25 recruiters in America and the top recruiter in the BIG EAST in 2009.

The acclaim came after four-star recruits Ryne Giddens, Jacquain Williams, Jason Pierre-Paul and Julius Forte inked with USF on National Signing Day. During his playing days, Patrick was an All-American defensive end at the University of Miami from 1989-93.

He was a major contributor on the Hurricane team that claimed two National Championships with wins over Nebraska in the 1992 Orange Bowl and over Alabama in the 1990 Sugar Bowl. Patrick also played in the Cotton and Fiesta Bowls during his career. He is one of two individuals in the USF program that has earned BIG EAST Defensive Player of the Year honors. Patrick claimed his in 1993, while two-time All-American George Selvie earned that honor in 2007.

Patrick earned All-America honors and team MVP accolades in 1993, when he collected 10 sacks. During his career, he tallied 174 tackles and 23 sacks, which ranks fifth in program history. He graduated from Miami in 1994 with a degree in business administration.

Patrick and his wife Rachel have two daughters - Grace and Belle.



Tommy Perry Running Backs/Special Teams Third Year

Tommy Perry begins his third season at North Texas as the running backs coach and special teams coordinator.

After a total transformation of the Mean Green special teams unit when he arrived in 2013, Perry continued to get results from the NT special teams in 2014. Placekicker Trevor Moore earned freshman All-America honors after hitting 15-for-17 in field goals and he was a perfect 37-for-37 in

PATs. Moore's field-goal percentage of 88.2 was the best in school history and his 37-for-37 in PATs was tied for the most without a miss in a single season.

Darvin Kidsy had the fifth longest punt return in school history when he took a 75-yard punt back for a touchdown. He finished the season with 233 punt return yards, 11th most in school history and the second-highest total since 1988.

Perry's kickoff return defense was fifth in the nation in 2014, holding its opponents to only 16.4 yards a return. Punter Eric Keena finished the season with the second-highest punting average in C-USA at 44.8 yards a kick, which was the third-highest in school history. Keena was named honorable-mention C-USA.

The stable of NT running backs continued to be productive under Perry. Antoine Jimmerson notched his first 100-yard rushing game as did freshman Jeffrey Wilson.

In his first season Perry completely transformed the Mean Green special teams unit, turning into one of the best in the nation.

North Texas led the nation with eight blocked kicks in 2013, including five blocked punts which also led the nation. Of those five blocked punts, three resulted in touchdowns. Perry's impact on special teams was also felt on the return game.

Prior to Perry's arrival, NT had combined for only 142 punt return yards since 2008. In 2013 Brelan Chancellor broke the school record with 386 punt return yards. He returned a 65-yard punt for a touchdown against Rice, becoming the first player to return a punt for a score since 2004 for NT. Chancellor averaged 16.1 yards a punt return in 2013, the highest total in a season since 1982.

Perry also reformed the Mean Green kickoff returns. Chancellor averaged 27.6 yards per kick return, including a 99-yard touchdown return against No. 9 Georgia. Chancellor ended the 2013 season as the only player in the nation to rank in the top-10 in kick returns and punt returns.

Perry also molded freshman punter Blake Macek into one of most effective punters in C-USA. Macek was named to the Conference USA All-Freshman team in 2013 after averaging 41.1 yards a kick, the highest freshman average in school history. 40 percent of Macek's punts were downed inside the 20-yard line, which ranked 15th in the nation. He had 14 punts of over 50-yards and 27 kicks downed inside the 20-yard line.

The North Texas running backs also thrived under Perry in 2013. Brandin Byrd had his first 1,000-yard rushing season and two of the top-10 longest rushes in school history in 2013. NT as a team rushed for 31 touchdowns in 2013, the second most in school history and most since 1951.

In 2012, the first season at the FBS level for South Alabama, Perry coached placekicker Michel Chapuseaux, who set a school record for scoring with 84 points. Chapuseaux hit 20 field goals last season, the second most in Sun Belt Conference history. South Alabama had four running backs with over 200 yards rushing last season.

In 2011, Perry coached placekicker Jordan Means, who connected on 13-of-15 field goals and was South Alabama's first All-America after he was honored by the Beyond Sports College Network.

Perry began his coaching career as an assistant strength & conditioning coach at Texas in 2004, also serving as an academic advisor for the Longhorns. He became a linebacker and strength coach at Texas A&M-Commerce later that year, moving over to coach running backs and handle kickoff return duties in 2005 for the Lions. Three of his backs earned all-Lone Star Conference honors that year, including one who was named the Offensive Back of the Year after rushing for more than 1,000 yards in 10 games.

Perry, who earned his master's degree in health & human performance from Texas A&M-Commerce 2005, is married to the former Angela Painter. The couple has two daughters, Joanna Rose and Jude. Perry is the grandson of 1957 Heisman Trophy winner John David Crow.



Assistant Coaches



Nick Quartaro
Assistant Head Coach/TE's
Fourth Year

Nick Quartaro is in his fifth year as assistant head coach and enters his third year as the tight ends coach after spending the previous two seasons coaching the wide receivers.

Quartaro brings over 30 years of college coaching experience, including seven years as a head coach, to the Mean Green.

Last season, Quartaro saw the rise of Marcus Smith as a key weapon at the tight end position. Smith caught 15 passes but six

were for touchdowns. He led the team with six touchdown receptions.

In 2013, Quartaro used a deep rotation at the tight end spot to get pass catching production from Drew Miller along with some of the best blocking in Daniel Prior, Tanner Smith, and Marcus Smith.

Miller caught the go-ahead touchdown in the Heart of Dallas Bowl win over UNLV in the third quarter. Miller finished as the fourth leading receiver for NT in 2013.

In 2012, Quartaro helped groom walk-on wide receiver Darnell Smith into the second-leading receiver on the team. Smith finished with career highs in catches, yards, and touchdowns. The top two receivers for the Mean Green in 2012, Ivan Delgado and Smith, were both walk-ons who Quartaro coached the last two seasons.

When Brelan Chancellor went down with an injury late in 2012, true freshman Carlos Harris stepped in and ended the season as the fourth-leading receiver. In 2011, Quartaro helped develop the two leading wide receivers in Chancellor and Chris Bynes. Both had career-high marks in catches, yards, and touchdowns last season and Chancellor was named honorable mention all-conference.

Quartaro also helped in the growth of walk-on Delgado, who finished the season as the fourth-leading receiver for the Mean Green. Quartaro developed an entirely new lineup at wide receiver composed of Delgado, Bynes, Chancellor, Michael Outlaw and Breece Johnson.

Prior to joining North Texas, Quartaro was the associate head coach and offensive coordinator at Kansas from 2002-06, where he helped the Jayhawks earn two bowl game appearances. During his time at Kansas, 19 offensive players earned Big 12 All-Conference accolades.

The 2005 Jayhawk offense set a school record for bowl-game total yards with 538 against Houston in Fort Worth Bowl, and in 2006 running back Jon Cornish led the Big 12 in rushing while setting a school record for yards in a season with 1,457.

Quartaro was with McCarney at Iowa State from 1998-2001 as the assistant head coach and wide receivers coach and was instrumental in helping the Cyclones achieve back-to-back appearances in bowl games his last two seasons and the best combined record (16-7) in 23 years. His influence was felt in ISU's 9-3 record, top-25 ranking and victory over Pittsburgh in the 2000 Insight.com Bowl.

Quartaro was named head coach at Fordham University in 1994 and spent four years building a winning program. In 1997, Quartaro's last season, the Rams finished with their first-ever winning record in the Patriot League, a 4-2 mark, good for third place.

Prior to his appointment at Fordham, Quartaro had a five-year tenure as part of the original staff of Bill Snyder at Kansas State. Elevated to assistant head coach in his second year and associate head coach in his third season, Quartaro helped K-State to its first bowl game in the Snyder era in the 1993 Copper Bowl. He also had assignments as tight ends and special teams coach for the Wildcats.

Quartaro served as head coach at Drake University for three years (1986-88) and guided the Bulldogs to a 7-3 mark in his third and final year. He also worked five years (1981-85) at Northwestern under former NFL head coach Dennis Green, assisting with the secondary, the defensive line and coordinating the special teams where he coached future 14-year NFL punter John Kidd and special-teams standout Steve Tasker of the Buffalo Bills.

Quartaro and his wife, Stephanie, have two grown children, Andria and Tony.



Mike Simmonds
Offensive Line
Fourth Year

Mike Simmonds is in his fifth year at North Texas as the offensive line coach.

The North Texas offensive line under Simmonds continued to put up big rushing totals in 2014. The Mean Green rushed for over 200-yards on three different occasions and NT has run for over 300-yards now seven times in the last four seasons.

The Mean Green ran for 21 touchdowns in 2014, which is tied for the eighth most in

school history.

Simmonds also coached Cyril Lemon, who will go down as one of the best linemen in school history, to his fourth straight all-conference honor in 2014. Lemon, who started all 49 games he played in at NT, the second-most in school history, was a first-team all-C-USA pick in 2014. Lemon was the only player in the nation to earn four straight all-conference honors and start 49 straight games.

Simmonds trademark physical style once again paved the way for record breaking success for North Texas in the 2013 season. The Mean Green rushed for over 300-yards three times in 2013, which is the most in a single season since 1959. NT has finished the season with 2,349 rushing yards for the season, which were the eighth most rushing yards in a single season in school history.

Under Simmonds, the Mean Green offensive line once again was one of the best in the nation in protecting the quarterback. The Mean Green offensive line for the second straight season ranked in the top-10 in the nation for fewest sacks allowed. NT allowed only 11 sacks in 2013, which ranked seventh in the nation. Since 2012, the North Texas offensive line has allowed the fewest sacks in the nation with just 17.

Running back Brandin Byrd rushed for over 1,000 yards for the first time in his career in 2013 led by all-conference lineman Cyril Lemon and Mason Y'Barbo. Lemon was named first-team all-C-USA while Y'Barbo earned second-team honors.

In 2012, Simmonds's offensive line helped pave the way for the school's third 2,000-yard rushing season in the last four years.

In addition, the Mean Green offensive line led the nation in allowing the fewest sacks in 2012 with only six sacks given up. Last season, the North Texas offensive line gave up no sacks in nine of 12 games.

The Mean Green had three running backs rush for over 500 yards for the first time in school history. The Mean Green rushed for 2,102 yards on the year, which was the 15th most in school history and the third-most since 2004.

Along with the rushing totals, Simmonds helped produce three all-conference selections on the offensive line. Center Aaron Fortenberry, guards Cyril Lemon and Mason Y'Barbo each earned all-conference honors. Fortenberry was a first-team all-conference pick while Lemon was selected for the second straight season. In three seasons, Simmonds has had seven all-conference honorees.

In 2011, Simmonds's offensive line paved the way for Lance Dunbar's record breaking year that saw the running back become the all-time leading rusher and set a school record for rushing yards in a game with 313.

The offensive line also produced two all-conference player in Matt Tomlinson and Cyril Lemon. Lemon was the only true freshman in the league to be on one of the three all-conference teams in the Sun Belt. He is the first freshman offensive lineman to earn all-conference honors at North Texas since 2000.

Lemon is just the second freshman offensive lineman to earn all-conference honors in Sun Belt history. Tomlinson was a first-team all-conference pick, the first of his career.

Simmonds and his wife, Jamie (Whiting) have three daughters, Amanda, Lauren and Emily.



Assistant Coaches



Perry Carter
Safeties
Second Year

Perry Carter begins his second season with North Texas as the coach of the safeties for the Mean Green defense. In his first year, the Mean Green secondary and safeties made big strides. Lairamie Lee was third on the team in tackles and interceptions.

Sheldon Wade finished fifth in tackles while freshman Kishawn McClain emerged as a star in the making.

McClain made three starts in 2014 and was named to the Conference USA All-Freshman team. He had one interception and was the leading freshman tackler for NT, and sixth overall with 39.

Prior to North Texas, Carter spent eight seasons with the Houston Texans as a coach and four years as assistant defensive backs coach, where he worked closely with Texans' defensive backs coach Vance Joseph to help develop Houston's secondary. Since 2011, Houston ranked third in the NFL in pass defense (207.7 yards per game) and led the NFL in completion percentage (52.5).

In 2011, Houston ranked third in pass defense, giving up 189.7 yards per game, after finishing 30th in 2010 with 267.5 yards per game. The Texans had the NFL's lowest pass completion percentage allowed (51.9), ranked second with 6.17 yards per attempt allowed and had the second-lowest opponent passer rating at 69.0.

Carter also worked with the defensive backs in his five previous seasons with the Texans, including his four seasons as a defensive assistant. He originally joined the Texans staff through the NFL's Minority Coaching Fellowship program during the 2006 training camp.

Carter's coaching career began in 2004 as the secondary coach at Texas A&M-Commerce. He worked in private business in 2005, then returned to coaching with NFL Europe's Hamburg Sea Devils as a defensive backs/defensive assistant in the summer of 2006. Carter also worked with the special teams in Hamburg.

The 42-year-old Carter, a native of McComb, Miss., earned four letters playing cornerback at Southern Mississippi from 1990-94. Carter was drafted by the Arizona Cardinals in the fourth round (107th pick overall) of the 1994 NFL Draft, and played for the Kansas City Chiefs in 1995 and the Oakland Raiders from 1996-98.

Carter also played five seasons in the Canadian Football League with the Edmonton Eskimos (2000-01), Montreal Alouettes (2002) and British Columbia Lions (2003-04).



Scotty Conley
Director of Football Operations
Seventh Year

Scotty Conley is in his seventh season with North Texas and is in charge of football operations.

Conley has 39 years of coaching experience in various levels of college football, including nine years as a head coach at both Trinity Valley and Texas A&M Commerce. He has several administrative responsibilities for the

Mean Green football program including travel, scheduling, budgets and recruiting.

Conley has nine years of head coaching experience, which includes a national championship, and he was named the National Junior College Coach of the Year at Trinity Valley.

He has served several years working with the American Football Coaches Association since 1990.

His high school coaching career started at Whitewright in 1971 and Mt. Vernon from 1972-73. From 1974-79 he coached at Plano Senior high school and led them to the 1977 Texas 4A State Championship.

Conley began his college coaching career at Texas A&M in 1980 where he became the running backs coach and developed three future NFL draft picks. From 1982-1985 he coached linebackers at the University of Texas under which time the Longhorns were the 1983 SWC Champions and went to four bowl games.

After one year coaching outside linebackers at Kansas, Conley went back to developing running backs at Tennessee. From there he coached at Rice, Arkansas and Howard Payne before becoming the head coach at Trinity Valley.

In 2000, he became the U.S. Naval Academy special teams coordinator and also worked with the defensive ends. Conley became head coach again with Texas A&M Commerce where he coached from 2004-2008 and led his team to the LSC North Division Co-Champs in 2007. Under his tutelage the Lions produced three All-Americans and 47 All-Conference performers.

Conley played football at Texas A&M in 1966 where he lettered as a member of the freshman team and went to school from 1966-68. He received his bachelor's degree in business administration at Texas A&M University-Commerce in 1970 and his master's degree in secondary and higher education in 1973.

Conley played both football at Texas A&M in 1966 where he lettered as a member of the freshman team and went to school from 1966-68. He received his bachelor's degree in business administration at Texas A&M University-Commerce in 1970 and his master's degree in secondary and higher education in 1973.

Conley and his wife, Glenda, have a son, Chris, and daughter, Cortney, son-in-law Carl Mosier, and three grandchildren (Mack, Hayden, and Maggie).



2015 Conference USA Lineup

The 2015 alignment will feature seven teams in the East Division and six teams in the West Division. Charlotte, FIU, Florida Atlantic, Marshall, Middle Tennessee, Old Dominion and WKU comprise the East Division, while Louisiana Tech, North Texas, Rice, Southern Miss, UTEP and UTSA make up the West Division.

Each school in the West Division will play every team in its division once for five games, while playing three cross-over opponents from the opposite division. Three schools in the East Division will play every team in its division once for six games, while playing two cross-over opponents from the opposite division.

Four schools in the East Division will play five opponents in its division once for five games, while playing three cross-over opponents from the opposite division. East Division schools playing five division games were randomly selected by a computer scheduling application and two intra-division matchups in the East will not take place this season (Charlotte-WKU and Middle Tennessee-Old Dominion).

The 2015 schedule has 13 playing weeks, which provides for one open date for each team. The last two seasons were 14-week schedules, providing two bye weeks per school. The 2015 schedule is again a one-year model, with Charlotte replacing UAB in the East Division.

A schedule of televised games will be released at a later date. Conference USA's national television partners are Fox Sports Media Group, CBS Sports Network and American Sports Network for regular season games. The league's 11th annual Championship Game, pitting the champions of the East and West Divisions, is scheduled for Saturday, December 5 and will be televised by ESPN or ESPN 2.

Final 2014 C-USA Football Standings

Team	Conference		Overall	
	W-L	Pct.	W-L	Pct.
<u>East Division</u>				
Marshall	7-1	.875	13-1	.929
MTSU	5-3	.625	6-6	.500
WKU	4-4	.500	8-5	.615
UAB	4-4	.500	6-6	.500
Old Dominion	4-4	.500	6-6	.500
FIU	3-5	.375	4-8	.333
FAU	2-6	.250	3-9	.250
<u>West Division</u>				
Louisiana Tech	7-1	.875	9-5	.643
Rice	5-3	.625	8-5	.615
UTEP	5-3	.625	7-6	.538
UTSA	3-5	.375	4-8	.333
North Texas	2-6	.250	4-8	.333
Southern Miss	1-7	.125	3-9	.250

2015 Conference USA Bowl Schedule

Conference USA has secured commitments with six bowl partners for 2014: the Heart of Dallas Bowl, Sheraton Hawai'i Bowl, Bahamas Bowl, Boca Raton Bowl, Gildan New Mexico Bowl and the Independence Bowl. Five of these partnerships are primary selections and one is secondary.

2014 Bowl Agreements

Bahamas Bowl (first selection)
Date TBA (Nassau, Bahamas)
Opponent: TBA

Boca Raton Bowl (first selection)
Date TBA (Boca Raton, Florida)
Opponent: TBA

Gildan New Mexico Bowl (first selection)
Date TBA (Albuquerque, New Mexico)
Opponent: TBA

Sheraton Hawai'i Bowl (first selection)
Dec. 24 (Honolulu, Hawai'i)
Opponent: TBA

Heart of Dallas Bowl (first selection)
Jan. 1 (Dallas, Texas)
Opponent: TBA

Independence Bowl (secondary agreement)
Date: TBA
Opponent: TBA

2015 Conference USA Football Divisions

West Division

Louisiana Tech
North Texas
Rice
Southern Miss
UTEP
UTSA

East Division

Charlotte
Florida Atlantic
FIU
Marshall
Middle Tennessee
Old Dominion
Western Kentucky



2014 C-USA All-Conference Teams

FIRST TEAM

OFFENSE

QB – Rakeem Cato, Marshall, Sr.
 RB – Devon Johnson, Marshall, Sr.
 RB – Jordan Howard, UAB, So.
 OL – Chris Jasperse, Marshall, Sr.
 OL – Mitchell Bell, Louisiana Tech, Sr.
 OL – Clint Van Horn, Marshall, Jr.
 OL – Josh Mann, Old Dominion, Sr.
OL – Cyril Lemon, North Texas, Sr.
 TE – Jonnu Smith, FIU, So.
 WR – Tommy Shuler, Marshall, Sr.
 WR – Antonio Vaughan, Old Dominion, Sr.
 WR – Lucky Whitehead, Florida Atlantic, Sr.

DEFENSE

DL – Brian Nordstrom, Rice, Jr.
 DL – Rakeem Nunez-Roches, Southern Miss, Sr.
 DL – Diaheem Watkins, UAB, Sr.
 DL – James Rouse, Marshall, Sr.
 LB – Neville Hewitt, Marshall, Sr.
LB – Derek Akunne, North Texas, Sr.
 LB – Andrae Kirk, Florida Atlantic, Sr.
 DB – Richard Leonard, FIU, Jr.
 DB – Kevin Byard, Middle Tennessee, Jr.
 DB – Xavier Woods, Louisiana Tech, So.
 DB – Darryl Roberts, Marshall, Sr.

SPECIAL TEAMS

K – Corey Acosta, Southern Miss, Sr.
 P – Tyler Williams, Marshall, Jr.
 KR – J.J. Nelson, UAB, Sr.
 PR – Richard Leonard, FIU, Jr.
 LS – Matt Cincotta, Marshall, Jr.

SECOND TEAM

OFFENSE

QB – Brandon Doughty, WKU, Sr.
 RB – Kenneth Dixon, Louisiana Tech, Jr.
 RB – Aaron Jones, UTEP, So.
 RB – Leon Allen, WKU, Jr.
 OL – Brian O’Leary, UAB, Sr.
 OL – Jerell Watkins, UTEP, Sr.
 OL – Isaiah Anderson, Middle Tennessee, Sr.
 OL – Cameron Clemmons, WKU, Sr.
 OL – Darius Johnson, Middle Tennessee, Jr.
 OL – Nico Carlson, Rice, Sr.
 TE – Kennard Backman, UAB, Sr.
 WR – Jared Dangerfield, WKU, Jr.
 WR – Trent Taylor, Louisiana Tech, So.
 WR – Jordan Taylor, Rice, Sr.

DEFENSE

DL – Arnold Blackmon, Marshall, Sr.
 DL – Michael Wakefield, FIU, Jr.
 DL – Houston Bates, Louisiana Tech, Sr.
 DL – Robert Singletary, UTSA, Sr.
 LB – Jake Ganus, UAB, Jr.
 LB – T.T. Barber, Middle Tennessee, Jr.
 LB – Jermaine Holmes, Marshall, Sr.
 DB – Triston Wade, UTSA, Sr.
 DB – D’Joun Smith, Florida Atlantic, Sr.

DB – James Jones, North Texas, Sr.

DB – Bryce Callahan, Rice, Sr.
 DB – Wonderful Terry, WKU, Jr.

SPECIAL TEAMS

K – Sean Ianno, UTSA, Sr.
 P – Dalton Schomp, Florida Atlantic, So.
 KR – Autrey Golden, UTEP, Jr.
 PR – J.J. Nelson, UAB, Sr.
 LS – Jesse Medrano, UTSA, Sr.

HONORABLE MENTION

OFFENSE

QB – Taylor Heinicke, Old Dominion, Sr.
 RB – Reggie Whatley, Middle Tennessee, Sr.
 RB – Shane Tucker, Middle Tennessee, So.
 RB – Jowan Davis, Rice, So.
 OL – Scott Inskeep, UTSA, Sr.
 OL – Ian Gray, Rice, Sr.
 OL – Forrest Lamp, WKU, So.
 OL – Tre Carter, Louisiana Tech, Sr.
OL – Antonio Johnson, North Texas, Sr.
 OL – Andrew Reue, Rice, Jr.
 OL – Matt Simonette, Rice, Sr.
 OL – Cameron Tom, Southern Miss, So.
 OL – Donald Senat, FIU, Sr.
 OL – Eric Lee, UTEP, Jr.
 OL – Kirby Wixson, Louisiana Tech, Jr.
 OL – Tyler Fisher, Old Dominion, So.
 TE – Eric Frohnepfel, Marshall, Sr.
 TE – Mitchell Henry, WKU, Sr.
 TE – Alex DeLeon, Florida Atlantic, Sr.
 TE – David Morgan II, UTSA, Jr.
 TE – Eric Tomlinson, UTEP, Sr.
WR – Carlos Harris, North Texas, Sr.
 WR – J.J. Nelson, UAB, Sr.
 WR – Zach Pascal, Old Dominion, So.
 WR – Taywan Taylor, WKU, So.
 WR – Casey Martin, Southern Miss, Fr.
 WR – Hunter Lee, Louisiana Tech, Sr.
 WR – Mario Hull, Rice, Sr.
 WR – Michael Thomas, Southern Miss, Fr.
 WR – Kam Jones, UTSA, Sr.

DEFENSE

DL – Zach Patt, Rice, Sr.
 DL – Shubert Bastien, Middle Tennessee, Sr.
 DL – Vernon Butler, Louisiana Tech, Jr.
 DL – Ra’Shawde Myers, Marshall, Sr.
 DL – Ashaad Mabry, UTSA, Sr.
 DL – Denzel Perine, FIU, Jr.
 DL – Dasman McCullum, Southern Miss, Sr.
 DL – Chris Walton, UAB, Sr.
 DL – Trevon Coley, Florida Atlantic, Jr.
 DL – Pat McNeil, Middle Tennessee, Jr.
DL – Chad Polk, North Texas, Jr.
 DL – Vontarius Dora, Louisiana Tech, Jr.
 DL – Roy Robertson-Harris, UTEP, Jr.
 DL – Cody Rogers, UTSA, Sr.
 LB – Jens Jeters, UTSA, Sr.
 LB – Nick Holt, WKU, Jr.
 LB – Tony Johnson, Louisiana Tech, Sr.

LB – Terrell Pinson, Louisiana Tech, Sr.
 LB – D.J. Simon, Old Dominion, Sr.
 LB – Alex Lyons, Rice, So.
 LB – D.J. Hunter, Marshall, Jr.
 LB – Anthony Wint, FIU, Fr.
 LB – James Radcliffe, Rice, Sr.
 LB – Anthony Puente, UTEP, Sr.
 LB – Davison Colimon, FIU, Jr.
 LB – Harris Gaston, UAB, Sr.
 DB – Kentrell Brice, Louisiana Tech, Jr.
 DB – Adairius Barnes, Louisiana Tech, Jr.
 DB – Wes Miller, UTEP, Sr.
 DB – Le’Vander Liggins, Louisiana Tech, Sr.
 DB – Emmanuel Johnson, Southern Miss, Sr.
 DB – Corey Tindal, Marshall, So.
 DB – Jimmy Jean, UAB, Sr.
 DB – Devin Cockrell, UTEP, So.
 DB – Cre’von LeBlanc, Florida Atlantic, Jr.
 DB – Julius White, Rice, Sr.
 DB – Jacorius Cotton, Southern Miss, Sr.,
 DB – Rolan Milligan, UAB, Jr.
 DB – Cam Thomas, WKU, Sr.

SPECIAL TEAMS

K – Trevor Moore, North Texas, Fr.
 K – Kyle Fischer, Louisiana Tech, So.
 K – Garrett Schwettman, WKU, Jr.
 K – Ty Long, UAB, Sr.
 P – Hunter Mullins, UAB, Sr.
 P – Kristian Stern, UTSA, Sr.
P – Eric Keena, North Texas, So.
 KR – Richard Leonard, FIU, Jr.
 KR – Carlos Henderson, Louisiana Tech, Fr.
 KR – Reggie Whatley, Middle Tennessee, Sr.
 KR – D’Joun Smith, Florida Atlantic
 PR – Tommy Shuler, Marshall, Sr.
 PR – Antonio Vaughan, Old Dominion, Sr.
 LS – Rick Lovato, Old Dominion, Sr.
 LS – Dallas Noriega, UAB, Sr.
 LS – Nolan Dowling, WKU, So.



2015 Mean Green Signing Class

DENTON - North Texas head football coach Dan McCarney has announced that 25 players have signed National Letters of Intent to play for the Mean Green beginning in 2015.

The class includes 16 high school players and nine transfers. Of the 25 players that have signed, seven players are already enrolled and 17 of them are from Texas. 18 of the North Texas signees were team captains.

“This is without question our best class since I’ve been here,” said coach Dan McCarney. “Many of the these young men stayed committed to us for a long time. This class has more size and speed than our previous classes. 18 of the 25 are captains, so it speaks well to their character and leadership. Many of these young men had real unique journeys in their lives to get to North Texas. I love what we have in this class.”

McCarney and his staff signed five offensive lineman and five defensive lineman to help bolster both sides of the line. The Mean Green graduated four starters on the offensive line from 2014. The Mean Green signed six defensive backs after graduating three of its four starters from 2014. Five junior college players, Cortney Finney, James Gray, Jakii Moore, Brian Ochs and Dakota Smith have enrolled and will be available for spring practice.

In addition high school signees Creighton Barr and Caleb Chumley are enrolled and will be at spring practice. North Texas signed a total of 13 players on the defensive side of the ball and 12 on offense.

2015 North Texas Football Recruiting Class

HIGH SCHOOL SIGNEES

Name.....	Pos.....	Ht.....	Wt.....	Hometown (HS)
^Creighton Barr.....	OL.....	6-3.....	296.....	Flower Mound, Texas (Marcus HS)
Rodney Bendy.....	WR.....	6-5.....	187.....	Tyler, Texas (John Tyler HS)
D’Aundrey Bradley.....	WR.....	6-2.....	177.....	Cedar Hill, Texas (Cedar Hill HS)
Nate Brooks.....	DB.....	6-0.....	163.....	Whitehouse, Texas (Whitehouse HS)
^Caleb Chumley.....	QB.....	6-5.....	245.....	Longview, Texas (Pinetree HS)
Kevin Dillman.....	TE.....	6-4.....	245.....	Denton, Texas (Guyer HS)
DeMikal Harrison.....	DT.....	6-3.....	318.....	Midwest City, Oklahoma (Midwest HS)
Eli Howard.....	DE.....	6-4.....	243.....	San Angelo, Texas (Central HS)
Chett Munden.....	OL.....	6-5.....	319.....	Marshall, Texas (Marshall HS)
Jordan Murray.....	OL.....	6-9.....	359.....	Coppell, Texas (Coppell HS)
Ashton Preston.....	DB.....	5-10.....	177.....	Edmond, Oklahoma (Santa Fe HS)
Taylor Robinson.....	DB.....	5-11.....	188.....	Keller, Texas (Central HS)
Kelvin Smith.....	TE.....	6-2.....	241.....	Spring, Texas (Dekaney HS)
RD Wegmann.....	DT.....	6-3.....	267.....	Wichita Falls, Texas (Rider HS)
Elex Woodworth.....	OL.....	6-4.....	269.....	Mesquite, Texas (Horn HS)
Roderick Young.....	DT.....	6-1.....	290.....	Spring, Texas (Dekaney HS)

TRANSFERS

*Jareid Combs.....	DE.....	6-3.....	248.....	Minneapolis, Minnesota (Iowa Central CC)
^Cortney Finney.....	LB.....	6-0.....	225.....	Bay City, Texas (Trinity Valley CC)
^James Gray.....	DB.....	6-0.....	193.....	Atlanta, Georgia (Fort Scott CC)
*Xavier Grindle.....	DB.....	5-11.....	192.....	Columbia, Mississippi (Pearl River CC)
^Jakii Moore.....	DB.....	6-0.....	201.....	Tulsa, Oklahoma (UAB)
^Brian Ochs.....	OL.....	6-3.....	303.....	Quinter, Kansas (Butler CC)
^Dakota Smith.....	LB.....	6-4.....	230.....	Plano, Texas (Trinity Valley CC)
*DaMarcus Smith.....	QB.....	6-1.....	205.....	Louisville, Kentucky (Butler CC)
*Thaddeous Thompson.....	WR.....	6-2.....	197.....	Cibolo, Texas (Scottsdale CC)

*- Will enroll in the summer

^- Currently enrolled



2015 Mean Green Signing Class Bios

***Creighton Barr, OL, 6-3, 296, Flower Mound, Texas (Marcus HS)**
Rated a three-star player by *Scout.com*.... Named to *Dave Campbell's Texas Football* top-300 recruits ... Barr is ranked as the No. 7 center in Texas and No. 23 center in the nation by *Scout.com*.... Barr was a unanimous District 6-6A first-team selection his senior season at Marcus High School in Flower Mound.... Was a team captain.. He was rated a three-star player by *247Sports.com*, and was a District 5-5A honorable-mention selection as a junior.

Rodney Bandy, WR, 6-5, 187, Tyler, Texas (John Tyler HS)
Rated a three-star recruit by *ESPN.com* and *247Sports.com*.... Named to Dave Campbell's Texas Football top-300 recruits... Named to the District 16-5A second-team after hauling in 27 catches for 457 yards and six touchdowns... Bandy averaged 16.9 yards per catch his senior season. He caught 28 passes for 361 yards and four touchdowns in 2013.

D'Aundrey Bradley, WR, 6-2, 177, Cedar Hill, Texas (Cedar Hill HS)
Rated a three-star recruit by *Scout.com* and *247Sports.com*.... Ranked as the 34th best wide receiver in Texas by *Scout.com*... *Scout.com* ranks Bradley as the No. 37 receiver in the Midlands Region and the No. 175 receiver in the nation... Bradley played offense and defense as a senior and was a second-team All-District 8-6A selection at safety in 2014.... On the offensive side of the ball, he caught 11 passes for 207 yards and three touchdowns as a senior.

Nate Brooks, DB, 6-0, 163, Whitehouse, Texas (Whitehouse HS)
Brooks is rated a three-star prospect by *ESPN.com*... Named to the 2014 *ETSN, fm* East Texas Football Super Team Second-Team He played offense and defense his senior season and was a second-team All-District 16-5A selection at the utility position. He ran for 289 yards and six touchdowns while throwing for 751 yards and five touchdowns... On defense Brooks had 41 tackles, three interceptions, six PBs and one defensive touchdown.... On offense for the year Brooks had 1,040 yards of total offense.... Was a team captain ... As a junior, Brooks was a first-team All-District 16-4A selection at safety when he intercepted four passes and had 53 tackles.

***Caleb Chumley, QB, 6-6, 245, Longview, Texas (Pinetree HS)**
Chumley was rated a three-star quarterback by *Rivals.com*. Chumley missed most of his senior season due to injury, but split time at quarterback and wide receiver.... Was a team captain ... As a junior, he caught seven passes for 109 yards, but in the final three games of the season he threw for 832 yards and seven touchdowns while rushing for 305 yards and five touchdowns.

Kevin Dillman, Tight End, 6-4, 245, Denton, Texas (Guyer HS)
Rated a three-star recruit by *ESPN.com*, *Rivals.com*, *Scout.com* and *247Sports.com*.... Dillman is No. 79 in the *Dallas Morning News* top-100 recruits in Texas.... Dillman is rated by *Scout.com* the No. 11 quarterback in Texas and the No. 67 prospect overall in Texas.... Was a team captain

DeMikal Harrison, DT, 6-3, 318, Midwest City, Oklahoma (Midwest City HS)
Harrison is ranked No. 25 on the *The Oklahoman's* Super 30 List.... Rated as the No. 33 prospect in Oklahoma by *247Sports.com*.... Rated the No. 167 defensive tackle in the nation.... His senior season he had 70 tackles, 30 tackles for loss and 11 sacks.

Eli Howard, DE, 6-4, 243, San Angelo, Texas (Central HS)
He was the District 3-6A Defensive MVP as a senior with 61 tackles, 11 tackles for loss, six sacks and one interception. Named to the All-West Texas Super Team... Was a team captain ... His junior season he had 35 tackles, five tackles for loss and two sacks and named to the 2-5A first-team all-district.

Chett Munden, OL, 6-6, 319, Marshall, Texas (Marshall HS)
Munden was a two-time first-team all-district pick.... His senior season, Munden earned 15-5A first-team all-district honors and he was a first-team All-District 14-4A as junior.... Named to the 2014 *ETSN, fm* East Texas Football Super Team First-Team... Was a team captain.

Jordan Murray, OL, 6-9, 359, Coppell, Texas (Coppell HS)
Murray, who stands at 6-9, was a first-team District 7-6A pick his senior season.... He is rated as the No. 124 offensive guard in the nation by *247Sports.com* and a two-star recruit...

Ashton Preston, DB, 5-11, 177, Edmond, Oklahoma (Santa Fe HS)
Rated a three-star recruit by *ESPN.com*, *Scout.com* and *247Sports.com*.... Ranked as the No. 2 cornerback in Oklahoma by *Scout.com*, the No. 14 overall recruit in Oklahoma and the No. 17 cornerback in Oklahoma by *ESPN.com*. *Scout.com* ranks Preston as the No. 139 cornerback in the nation... Preston had 34 tackles, one interception and five PBUs his senior season.... As a junior, Preston had 18 tackles and one interception.

Taylor Robinson, DB, 5-11, 188, Keller, Texas (Central HS)
Robinson is ranked as a three-star recruit by *ESPN.com*.... He was a unanimous first-team District 5-6A selection as a senior with 73 tackles, four interceptions, two forced fumbles and one fumble recovery... Was a team captain ... He was a first-team Academic All-State selection his senior season.... Robinson was a first-team All-District 4-5A selection as a junior when he intercepted nine passes. He also played wide receiver and caught 27 passes for 352 yards and three touchdowns. Robinson was a three-time all-district selection throughout his high school career.

Kelvin Smith, TE, 6-2, 241, Spring, Texas (Dekaney HS)
Used primarily as a blocking tight end, Smith had two catches his senior season... blocked for a 1,700 yard rusher his junior season. *247Sports.com* ranked Smith as the No. 91 tight end in the nation... Rated a top-100 player by the *Houston Chronicle* and *VYPE Magazine*... Was a team captain.

RD Wegmann, DT, 6-3, 267, Wichita Falls, Texas (Rider HS)
Wegmann was named to the *Wichita Falls Times Record News' Red River* 22 on defense. Named to *Dave Campbell's Texas Football* top-300 recruits and a top-25 defensive lineman... Was a team captain his senior season.... As a senior, he recorded 39 tackles, five tackles for loss and one sack and was a first-team all-district player... He was a first team all-district selection as a junior.

Elex Woodworth, OL, 6-4, 269, Mesquite, Texas (Horn HS)
Woodworth was a unanimous first-team All-District 10-6A selection as a senior.... Rated No. 163 among offensive guards in the nation by *247Sports.com* Was a team captain ... Starting right tackle for an offense that averaged 41 points and over 500 yards per game in 2014.... As a junior was named District 12-5A honorable mention.

Roderick Young, DT, 6-1, 290, Spring, Texas (Dekaney HS)
Rated as one of the top-100 Houston-area recruits by the *Houston Chronicle*.... The 6-foot-2, 280 pound Young was named first team All-District as a senior with 32 tackles, five tackles for loss and three sacks.... Was a team captain ... As a junior he finished with 21 tackles and three tackles for a loss.



2015 Mean Green Signing Class Bios

TRANSFERS

Jareid Combs, DE, 6-3, 248, Minneapolis, Minnesota, (Iowa Central CC)
Rated a three-star player by *247Sports.com* and the No. 12 defensive end in the nation.... Was an honorable mention NJCAA All-American in 2014 when he racked up 17 sacks, which was second in the nation. He had 50 total tackles on the season and four forced fumbles.... Was a team captain... In two seasons at Iowa Central, Combs had 25 sacks.

***Cortney Finney, LB, 6-0, 225, Bay City, Texas (Trinity Valley CC)**
Finney was named the 2014 Defensive Player of the Year Thursday by the National Junior College Athletic Association. He was a NJCAA First Team All-American and the Southwest Junior College Football Conference Defensive Most Valuable Player. The sophomore led the team with 104 tackles, ranking 12th in the nation. He recorded a team-high 12 tackles for loss to go along with three sacks on the season. Finney proved to be opportunistic as well, with four fumble recoveries, tying for the most in the country. During a three-game stretch midway through the season, Finney tallied a fumble recovery in each victory. His top effort came in the Cardinals' 55-35 win over Kilgore in the SWJCFE semifinals, when he racked up nine tackles, a sack and an interception. In a 27-24 victory against Coffeyville in the Heart of Texas Bowl, Finney made seven tackles and broke up a pass.

***James Gray, DB, 6-0, 193, Atlanta, Georgia (Fort Scott CC)**
Rated a three-star recruit by *Rivals.com*.... Gray had 60 tackles and four interceptions last season at Fort Scott, and was named an honorable mention JUCO All-American. Gray was a first-team All-Jayhawk Conference pick last season after he broke the Fort Scott record for most interceptions in a career with 11 in two seasons... Was a team captain

Xavier Grindle, DB, 5-11, 192, Columbia, Mississippi (Pearl River CC)
Rated a three-star player by *247Sports.com*... He was a second-team All-MACJC selection last season.... He had a team-high five interceptions and 36 tackles... Ranked as No. 16 best cornerback in junior college by *247Sports.com*.... Coming out of high school, Grindle was a rated a three-star player by *ESPN.com*, *Scout.com*, *247sports.com* and *Rivals.com*. He was rated No. 14 in the Mississippi among all prospects.... Was a team captain

***Jakii Moore, DB, 6-0, 195, Tulsa, Oklahoma (UAB)**
Redshirted in 2014 at UAB and transferred to North Texas after the season.... He recorded 14 tackles and pair of interceptions as a sophomore before a season ending injury at Northeastern Oklahoma A&M.... He spent the entire 2014 season sitting out while recovering from the injury. Was a team captain in high school.

***Brian Ochs, OL, 6-3, 303, Quinter, Kansas (Butler CC)**
Rated as the No. 2 junior college center by *247Sports.com*.... Ranked No. 44 among all recruits in Kansas.... was a teammate and blocked for North Texas signee and QB DeMarcus Smith at Butler CC.... Was a team captain.... In high school he finished his career with 364 tackles and 48 sacks.

***Dakota Smith, LB, 6-4, 230, Plano, Texas (Trinity Valley CC)**
Smith played two years at Trinity Valley CC after a successful career at Plano East Senior High School. He helped Trinity Valley to a perfect 12-0 season in 2014, including a win in the Heart of Texas Bowl.

DaMarcus Smith, QB, 6-1, 205, Louisville, Kentucky (Butler CC)
Smith passed for 2,746 yards and 31 touchdowns this past season at Butler Community College. He completed 58.5 percent of his passes, threw for five touchdowns in a game twice, and passed for four touchdowns three times.... Was a team captain... Smith was rated as one of the top quarterback and athlete prospects in the country coming out of Seneca High School following the 2010 season. As a senior, he threw for 3,150 yards along with 30 touchdowns compared to nine interceptions. Smith was named to the All-State First-Team by the *Louisville Courier-Journal* after his final campaign and was also awarded a spot on the 2010 Class of Commonwealth team. He was listed as the No. 2 overall recruit in Kentucky, the No.11 dual-threat quarterback in the country and a four-star recruit by *Rivals.com*. *ESPN.com* and *Scout.com* both listed Smith as a three-star prospect with Scout ranking him as the No.20 quarterback in the country. In three seasons as Seneca's signal caller, Smith threw for nearly 8,000 yards and 75 touchdowns.

Thaddeous Thompson, WR, 6-2, 197, Cibolo, Texas (Scottsdale CC)
Rated as Thompson had 42 catches for 642 yards and seven touchdowns in nine games at Scottsdale CC. He had four catches in eight of the nine games in which he played and had a season-high 124 yards and two touchdowns against Pima CC.

***currently enrolled**




2015 Top Returners Bios



66 • Michael Banogu
Offensive
Sr. • 6-5 • 282
McKinney, Texas • Prosper HS

2014 Highlights

- Made his first career starts in the final two games of the year in 2014.
- Played in five games last season



16 • Chad Davis
Defensive Back
Jr. • 5-10 • 184
Richmond, Texas • Bush HS

2014 Highlights


- Played in 11 games while recording seven tackles, an interception and two pass breakups



39 • Blake Bean
Linebacker
Sr. • 6-1 • 218
El Dorado, Kansas • Buffalo

2014 Highlights

- Sat out the 2014 season after transferring from Buffalo
- Expected to compete for the starting middle linebacker spot.
- In his two seasons with Butler, the Grizzlies went 22-2 and lost in the national championship game in 2012.



56 • Malik Dilonga
Defensive End
Jr. • 6-4 • 252
Cedar Hill, Texas • Trinity Christian HS

2014 Highlights

- Saw action in 11 games, recording 15 tackles, a pass breakup and three TFL including two sacks
- Recorded four tackles and a sack in win over Nicholls
- Made his presence felt with three tackles, a pass breakup and a sack against Louisiana Tech


- Led the Grizzlies with 113 tackles. He also had 11 tackles for loss, two sacks, an interception, a forced fumble and a fumble recovery.
- Bean was named to the 2012 KJCCC All-Conference Second Team.
- Bean had a 4.0 grade point average while at Butler.



6 • Sed Ellis
Linebacker
Jr. • 6-3 • 210
Paris, Texas • Paris HS

2014 Highlights

- Started six games, recording 23 tackles, one TFL and a fumble recovery
- Made five tackles against Indiana
- Recorded four tackles and blocked a pass in win versus Nicholls



31 • Kenny Buyers
Defensive Back
Sr. • 5-11 • 186
Hurst, Texas • L.D. Bell HS

2014 Highlights

- North Texas' fourth-leading tackler with 55 total tackles, three TFL and two interceptions in 2014
- Team captain



24 • Erick Evans
Running Back
So. • 5-9 • 187
Dallas, Texas • Seagoville HS

2014 Highlights

- Saw action in six games and ran for 207 yards and three touchdowns in 2014
- Took his first collegiate carry 53 yards for a touchdown against SMU
- Led the team with nine carries for 40

- yards and a touchdown against LA Tech
- Notched his third career touchdown and rushed for a career-high 57 yards against Nicholls
- Ran the ball five times for 47 yards at UAB



2015 Top Returner Bios




8 • Josh Greer
Quarterback
Jr. • 6-5 • 220
Arlington, Texas • Navarro CC

2014 Highlights

- Saw action in three games, going 24-50 and throwing for 171 yards
- Led North Texas to a 43-6 win over SMU, going 9-12 for 86 yards, with a long completion of 20 yards


- Rushed for a five-yard touchdown vs. LA Tech



29 • Willy Ivery
Running Back
So. • 5-9 • 180
Sulphur Springs, Texas • Sulphur Springs HS

2014 Highlights


- Played in six games, caught a 14-yard pass for a touchdown and ran the ball six times during the season



94 • Mustafa Haboul
Defensive Tackle
Jr. • 6-0 • 267
Arlington, Texas • Martin HS

2014 Highlights

- Saw action in four games and assisted in three tackles.



22 • Antoine Jimmerson
Running Back
Sr. • 5-9 • 222
Dallas, Texas • DeSoto HS

2014 Highlights

- Led North Texas in rushing with 589 yards on 120 attempts and five touchdowns despite playing in only 11 games
- Had 111 rushing yards and ran for a season-long 41-yard touchdown in win over FAU

- Rushed for a touchdown in his first career start versus Southern Miss
- Rushed for 104 yards and a touchdown versus UAB
- Rushed 12 times for 83 yards against Indiana
- Recorded a rushing touchdown in the first two home games of the season
- Had two 100-yard rushing games on the year



9 • Carlos Harris
Wide Receiver
Sr. • 5-8 • 183
Frisco, Texas • Frisco HS

2014 Highlights

- Named to honorable mention all-conference by C-USA
- Second in Conference USA in receptions per game, fourth in receiving yards per game and seventh in all-purpose yards in 2014

- NT's leading receiver in 2014 with 863 yards on 70 receptions and three touchdowns.
- Named Conference USA offensive player of the week for his efforts versus Southern Miss
- Caught 10 passes for 131 yards in season finale vs. UTSA
- Harris hauled in two touchdowns, one on a one-yard sweep and the other on a 51-yard reception, on the road against Rice
- Had a career-high 15 catches for 216 yards against Southern Miss
- Brought in 11 catches for 120 yards and a touchdown versus Indiana
- Caught three passes for 80 yards in loss to UAB
- Led the Mean Green with 43 yards receiving on six catches.
- Led North Texas with four catches for 36 yards in win against SMU
- Led team with four catches for 37 yards in LA Tech game
- Led NT for third straight week with five catches for 69 yards vs. Nicholls



90 • Tillman Johnson
Defensive End
So. • 6-1 • 243
Round Rock, Texas • McNeil HS


2014 Highlights

- Set a freshman record for most sacks in a single season with 5.0
- Broke the school record for most sacks by a freshman in a game with 3.0 sacks against Nicholls
- Despite playing in only eight games,

- Johnson was second on the team with five sacks in 2014
- Was third on the team with five solo tackles and led North Texas with three sacks against Nicholls
- Recorded the lone sack of the game for the Mean Green vs. UTEP



2015 Top Returner Bios




84 • Eric Kenna
Punter
Jr. • 6-2 • 170
Keller, Texas • Sunrise Mountain HS

2014 Highlights

- Earned honorable mention C-USA all-conference
- Had the third-highest punting average in a single season in school history at 44.8 yards a kick.
- Took every NT kickoff in 2014 season

averaging 62.5 yards per kick

- Punted 43 times for 1,927 yards and booted nine balls for 50+ yards
- Recorded a career long 71-yard punt versus UAB
- Punted three times for an average of 47.7 yards against SMU
- Punted twice for 92 yards in win vs. Nicholls
- Averaged 41.9 yards on seven punts against Texas, with a long of 52



39 • Jarrod Lynn
Fullback
Sr. • 6-0 • 250
Grapevine, Texas • Grapevine HS

2014 Highlights

- An integral part of the NT ground game, Lynn saw action in 11 games
- Carried the ball 12 times for 46 yards and a touchdown vs. FAU




4 • Darvin Kidsy
Wide Receiver
Jr. • 6-0 • 182
Missouri City, Texas • Elkins HS

2014 Highlights

- Leading punt returner for NT with 23 returns for 233 yards and a touchdown and second-leading kickoff returner with 12 for 299 yards and a touchdown
- Fourth-leading receiver with 15 catches for 148 yards in 2014

- Had a 100-yard kickoff return for a touchdown against Rice, just the third time in school history a player has had a 100-yard kickoff return
- Made three catches for 31 yards against SMU, including along of 20 yards
- Returned a punt 75 yards for a touchdown in win against Nicholls, the sixth longest return in school history.
- Named Sept. 22 C-USA Special Teams Player of the Week



40 • Blake Macek
Punter
Jr. • 5-11 • 190
Sulphur Springs, Texas • Sulphur Springs HS

2014 Highlights

- Punted 30 times for 1,229 yards, placing the ball inside the 20-yard line 11 times in 2014
- Booted a 58-yard punt and averaged 45 yards on seven punt attempts in Rice game

- Placed a 47-yard punt at the Texas one yard line, which led to a North Texas defensive touchdown
- Punted seven times for 288 yards in game vs. La Tech



50 • Kaydon Kirby
Offensive Line
Jr. • 6-3 • 329
Flower Mound, Texas • Flower Mound HS

2014 Highlights

- Started all 12 games and has started 25 straight games at center
- The Mean Green rushed for over 200-yards on three different occasions in 2014

- The Mean Green ran for 21 touchdowns in 2014, which is tied for the eighth most in school history.




8 • Jamal Marshall
Defensive Back
Sr. • 6-3 • 203
Missouri City, Texas • Elkins HS

2014 Highlights

- Saw action in all 12 games, notching 39 total tackles, including 26 solo, and 1.5 TFL
-



2015 Top Returner Bios



34 • Kishawn McClain
Defensive Back
So. • 5-11 • 193
Rosenburg, Texas • Terry HS

2014 Highlights

- Was named to the Conference USA All-Freshmen Football team
- Saw action in all 12 games, recording 39 tackles, including 0.5 TFL and an interception
- Intercepted a Southern Miss pass and

recorded nine tackles in his first collegiate start at North Texas




3 • Calvin Minor
Linebacker
So. • 6-3 • 219
Lewisville, Texas • Lewisville HS

2014 Highlights

- Notched 23 total tackles, including 3.5 TFL and 1.5 sacks in 11 games in 2014
- Recorded three total tackles and a sack at UAB
- Made his first career-start against UTEP and started the final three games

of the season




5 • Andrew McNulty
Quarterback
Sr. • 6-1 • 209
Iowa City, Iowa • Iowa City HS

2014 Highlights

- NT's leading passer in 2014, going 110-202 with 1,295 yards and six touchdowns.
- Threw for 287 yards for the second time of the season and threw and rushed for a touchdown vs. UTSA


- Broke off a 65-yard carry vs. UTEP, the longest run since 1990 for an NT QB
- Threw for 287 yards in his second career start versus Southern Miss
- Threw his first career touchdown pass on a 44-yard completion versus UAB
- Went 12-16 passing, rushed and threw for a touchdown in win vs. FAU
- Tossed his second career touchdown pass on a 51-yard heave against Rice
- Completed nine of 14 passes for 167 yards against UAB
- Completed two of three passes, with a long of 21 yards, in Nicholls win



63 • Sid Moore
Defensive Tackle
So. • 6-1 • 257
Van, Texas • Van HS

2014 Highlights

- Played in nine games and finished with 11 tackles
- Had 3.5 tackles for loss and 1.5 sacks



30 • Trevor Moore
Placekicker
So. • 5-11 • 175
Edmond, Oklahoma • Edmond North HS

2014 Highlights

- Named a freshman All-America by Sports Illustrated
- The Mean Green's leading scorer in his freshman season, going 15-17 on field goal attempts and a perfect 37-37 on PATs

- Set a school record for best field goal percentage (88.2) and tied the school record for most PATs without a miss in a single season
- Named to the C-USA All-Freshman team and earned honorable mention all-C-USA honors
- Went 4-4 in field goal kicks in season finale vs. UTSA
- Booted two field goals in loss to Southern Miss
- Went 5-5 on field goals and accounted for 17 total points against SMU
- Kicked a 37-yard field goal against UTEP
- Kicked an 18-yard field goal vs. FAU
- Named C-USA Special Teams Player of the Week on September 8th
- Named National Placekicker of the Week by the College Football Performance Awards on September 8th




7 • Connor Means
Quarterback
Fr. • 6-4 • 210
Deer Park, Texas • Deer Park HS

2014 Highlights

- Redshirted
- Expected to compete for time at the quarterback spot in the fall



2015 Top Returner Bios



91 • Austin Orr
Defensive Tackle
 Sr. • 6-4 • 277
 Seabrook, Texas • Clear Lake HS

2014 Highlights

- Made 21 tackles, three TFL and two sacks in 11 games in 2014
- Forced a fumble in loss to UTEP
- Recorded his first sack of the season in win over FAU



64 • Sam Rice
Offensive Line
 Jr. • 6-4 • 302
 Coppell, Texas • SMU

2014:

- Sat out after transferring from SMU

SMU:

- Played and started in 6 games, including starting the first five games at left guard in 2013.

- Played in all 13 games and saw most of his time on field goal tries and PATs.



42 • Chad Polk
Defensive End
 Sr. • 6-0 • 231
 Dallas, Texas • Woodrow Wilson HS

2014 Highlights

- Earned honorable mention C-USA all-conference
- Led NT in 2014 with 5.5 sacks despite missing two games due to injury
- Had three tackles for loss, including a sack, in FAU game

- Recorded three tackles versus Indiana
- Led the team with seven tackles and two sacks against Nicholls
- Recorded 1.5 sacks against SMU and forced a fumble that was returned for a North Texas defensive touchdown

High School:

- A three-star prospect according to ESPN and Scout prospect.
- Notched 31 pancake blocks in 2011.
- A three-time All-District selection.
- Also wrestled in high school.



30 • Jarrian Roberts
Defensive End
 Jr. • 6-2 • 240
 Clarksville, Texas • Clarksville HS

2014 Highlights

- Saw action in all 12 games, making 26 total tackles, including 5.5 TFL, two sacks and fumble recovery in 2014
- Notched three tackles, including one sack, against LA Tech
- Returned a fumble for a 31-yard

touchdown against SMU

- Recorded two tackles for loss, including one sack, against Texas



72 • Ryan Rentfro
Offensive Line
 Jr. • 6-4 • 313
 Flower Mound, Texas • Marcus HS

2014 Highlights

- Saw action in six games
- Was part of an offensive line that helped NT rush for 21 touchdowns, eighth most in school history




20 • Rex Rollins
Running Back
 Jr. • 6-1 • 209
 Tyler, Texas • Chapel Hill HS

2014 Highlights

- Sat out 2014 due to injury.




2015 Top Returner Bios



19 • John Schilleci
Defensive Back
Jr. • 6-0 • 200
Denton, Texas • Guyer HS

2014 Highlights

- Played in seven games, recording eight total tackles in 2014
- Made his first career start week seven vs. UAB



46 • A.J. Smith
Linebacker
Jr. • 6-2 • 224
Miami, Oklahoma • NE Okla. A&M

2014 Highlights

- Played in eight games, recording two tackles, one being a sack in 2014



32 • Fred Scott
Linbacker
Jr. • 5-11 • 238
Kennedale, Texas • Kennedale HS

2014 Highlights

- Started all 12 games at middle line-backer
- First sophomore to start all 12 games at the middle linebacker spot at NT in over a decade.
- Finished with a career-high 54 tackles,



18 • Marcus Smith
Tight End
Sr. • 6-4 • 247
San Antonio, Texas • Warren HS

2014 Highlights

- Led NT with six touchdown catches and was the third-leading overall receiver with 15 catches for 238 yards
- Caught a touchdown pass in each of the last two games of the season.
- Caught a career-high 41-yard touch-

- down pass in Nicholls win
- Caught his second touchdown pass of the year on a 20-yard reception vs. Indiana
- Caught a touchdown pass in win over FAU
- Recorded another touchdown reception, his second in as many weeks, against UAB
- Had a career-high 55 receiving yards in game vs. Nicholls

which was sixth on the team


- Had 2.5 tackles for loss and one PBU
- Was second on the team with seven total tackles against La Tech



1 • Turner Smiley
Wide Receiver
So. • 6-0 • 185
Frisco, Texas • Wakeland HS

2014 Highlights

- Played in all 12 games, brought in 14 catches for 195 yards and a touchdown
- Caught four passes for 77 yards versus UAB
- Recorded his first career touchdown catch on a 44-yard reception versus



65 • Micah Thompson
Offensive Line
Sr. • 6-4 • 310
Jones, Oklahoma • Jones HS

2014 Highlights

- Played in three games

UAB



2015 Top Returner Bios



43 • Anthony Wallace
Linebacker
Sr. • 6-0 • 236
Dallas, Texas • Oregon

2014 Highlights


- Recorded 25 total tackles and two pass breakups in nine games in 2014
- Made four tackles, two solo and two assisted, and broke up one pass against SMU



26 • Jeffrey Wilson
Running Back
So. • 6-0 • 190
Elkhart, Texas • Elkhart HS

2014 Highlights

- The season's third leading rusher for the Mean Green with 224 yards on 50 attempts and one touchdown.
- Also caught five passes for 41 yards and a touchdown in 2014
- Rushed for a career high and led the team with 19 carries for 105 yards in season finale vs. UTSA
- Scored two touchdowns vs. UTEP, one on a two-yard run, the other on a 29-yard catch.
- Was North Texas' second-leading rusher against SMU, rushing 14 times for 57 yards



70 • Sir Calvin Wallace
Defensive Tackle
Jr. • 6-2 • 296
Tyler, Texas • Chapel Hill HS

2014 Highlights

- Saw action in all 12 games, notching 20 tackles, including three TFL, one sack and two fumble recoveries
- Sacked the FAU quarterback for a five-yard loss
- Had five total tackles, including 1.5

TFL, and a sack in loss to UAB

- Recovered a fumble in season opener against Texas
- Recovered his second fumble of the year in game two vs. SMU
- Made nine starts on the year



2015 Spring Alphabetical Roster

No.	Name	Pos.	Ht.	Wt.	Cl.	Exp.	Hometown (Previous School)
66	Banogu, Michael	OL	6-5	282	Sr.	SQ	McKinney, Texas (Prosper HS)
54	Barr, Creighton	OL	6-3	260	Fr.	HS	Flower Mount, Texas (Marcus HS)
27	Bean, Blake	LB	6-1	218	Sr.	TR	El Dorado, Kansas (Buffalo)
80	Bendy, Rodney	WR	6-5	187	Fr.	HS	Tyler, Texas (John Tyler HS)
82	Bradley, D'Aundrey	WR	6-2	177	Fr.	HS	Cedar Hill, Texas (Cedar Hill HS)
34	Brooks, Nate	DB	6-0	163	Fr.	HS	Whitehouse, Texas (Whitehouse HS)
31	Buyers, Kenny	DB	5-11	186	Sr.	2L	Hurst, Texas (LD. Bell HS)
15	Chumley, Caleb	QB	6-5	220	Fr.	HS	Longview, Texas (Pine Tree HS)
7	Combs, Jareid	DE	6-3	248	Jr.	TR	Minneapolis, Minnesota (Iowa Central CC)
13	Cousins, Josh	QB	6-1	215	So.	SQ	Argyle, Texas (Liberty Christian HS)
5	Dash, Matthew	DB	6-0	194	Sr.	SQ	Willingboro, New Jersey (LA Pierce JC)
16	Davis, Chad	DB	5-10	184	Jr.	2L	Richmond, Texas (Bush HS)
51	Davis, Jake	DS	6-0	220	Fr.	RS	Katy, Texas (Seven Lakes HS)
86	Dillman, Kevin	TE	6-4	245	Fr.	HS	Denton, Texas (Guyer HS)
56	Dilonga, Malik	DE	6-4	252	Jr.	1L	Cedar Hill, Texas (Trinity Christian School)
85	Ebozue, B.J.	WR	5-11	185	So.	TR	Grand Prairie, Texas (Evangel University)
6	Ellis, Sed	LB	6-3	210	Jr.	2L	Paris, Texas (Paris HS)
89	Enterline, Trey	DS	6-3	205	Jr.	SQ	Arlington, Texas (Martin HS)
32	Ezzard, A.J.	RB	5-10	195	Fr.	RS	Southlake, Texas (Carroll HS)
14	Fernandes, Cedric	DB	5-10	165	Fr.	RS	Arlington, Texas (Martin HS)
17	Finney Cortney	LB	5-11	220	Jr.	TR	Bay City, Texas (Trinity Valley CC)
99	Flusche, Andy	DE	6-3	261	So.	1L	Muenster, Texas (Muenster HS)
60	Fortenberry, Avery	OL	6-5	298	Fr.	RS	Era, Texas (Era HS)
37	Garner, Brandon	LB	5-11	220	Fr.	RS	Mansfield, Texas (Timberview HS)
3	Goree, Tee	WR	6-3	170	Fr.	RS	Carthage, Texas (Carthage HS)
21	Gray, James	DB	6-0	200	Jr.	TR	Atlanta, Georgia (Fort Scott CC)
8	Greer, Josh	QB	6-5	220	Jr.	1L	Arlington, Texas (Navarro JC)
16	Grimm, Nate	WR	6-4	195	Fr.	RS	Cedar Park, Texas (New Mexico St.)
24	Grindle, Xavier	DB	5-11	192	Jr.	TR	Columbia, Mississippi (Pearl River CC)
73	Gunter, Garrett	OL	6-4	285	Jr.	TR	Spring Branch, TX (Trinity Valley CC)
94	Haboul, Mustafa	DT	6-0	267	Jr.	SQ	Arlington, Texas (Martin HS)
9	Harris, Carlos	WR	5-8	183	Sr.	3L	Frisco, Texas (Frisco HS)
97	Harrison, DeMikal	DT	6-3	318	Fr.	HS	Midwest City, Oklahoma (Midwest HS)
95	Howard, Eli	DE	6-4	243	Fr.	HS	San Angelo, Texas (Central HS)
29	Ivery, Willy	RB	5-9	180	So.	SQ	Sulphur Springs, Texas (Sulphur Springs HS)
10	Jackson, Rashad	DB	5-10	179	Jr.	TR	Missouri City, Texas (New Mexico)
11	Jackson, Vershad	DB	5-10	178	Jr.	TR	Missouri City, Texas (New Mexico)
25	Jefferson, Bobby	DB	6-1	170	Jr.	TR	Plano, Texas (Collin College)
22	Jimmerson, Antoinne	RB	5-9	222	Sr.	3L	Dallas, Texas (DeSoto HS)
47	Johnson, Terrance	TE	6-4	229	Fr.	RS	Round Rock, Texas (McNeil HS)
90	Johnson, Tillman	DE	6-1	243	So.	1L	Round Rock, Texas (McNeil HS)
58	Johnson, Tony	DS	6-1	218	Jr.	1L	Fort Worth, Texas (South Grand Prairie HS)
38	Jones, Andrew	DB	6-1	175	Fr.	RS	Mesquite, Texas (North Mesquite HS)
59	Kaho, Joseph	DL	5-10	253	Sr.	SQ	Watauga, Texas (Central HS)
84	Keena, Eric	P	6-2	170	Jr.	1L	Keller, Texas (Sunrise Mountain HS)
81	Khan, Daniel	WR	5-11	170	Fr.	RS	Sherman Oaks, California (Notre Dame HS)
4	Kidsy, Darwin	WR	6-0	182	Jr.	2L	Missouri City, Texas (Elkins HS)
50	Kirby, Kaydon	OL	6-3	329	Jr.	2L	Flower Mound, Texas (Flower Mound HS)
14	Loving, Chris	TE	6-4	247	Sr.	1L	Klein, Texas (Blinn CC)
39	Lynn, Jarrod	TE	6-0	250	Sr.	1L	Grapevine, Texas (Grapevine HS)
40	Macek, Blake	P	5-11	190	Jr.	2L	Sulphur Springs, Texas (Sulphur Springs HS)
36	Maki, Cannon	FB	6-0	235	Fr.	RS	Fort Worth, Texas (All Saints HS)
8	Marshall, Jamal	DB	6-3	203	Sr.	3L	Missouri City, Texas (Fort Bend Elkins HS)
23	McClain, Kishawn	DB	5-11	193	So.	1L	Rosenberg, Texas (Terry HS)
5	McNulty, Andrew	QB	6-1	209	Sr.	2L	Iowa City, Iowa (Iowa City HS)



2015 Spring Alphabetical Rosters

7	Means, Connor	QB	6-4	210	Fr.	RS	Deer Park, Texas (Deer Park HS)
67	Miles, Chris	OL	6-4	291	Fr.	RS	Flower Mound, Texas (Flower Mound HS)
3	Minor, Calvin	LB	6-3	219	So.	1L	Lewisville, Texas (Lewisville HS)
36	Montgomery, Jalen	LB	5-11	221	So	SQ	Mesquite, Texas (Mesquite HS)
4	Moore, Jakii	DB	6-1	198	Jr.	TR	Tulsa, Oklahoma (UAB)
63	Moore, Sid	DL	6-1	257	So.	1L	Van, Texas (Van HS)
30	Moore, Trevor	K	5-11	175	So.	1L	Edmond, Oklahoma (Edmond North HS)
68	Munden, Chett	OL	6-5	319	Fr.	HS	Marshall, Texas (Marshall HS)
77	Murray, Jordan	OL	6-9	359	Fr.	HS	Coppell, Texas (Coppell HS)
57	Ochs, Brian	OL	6-4	300	Jr.	TR	Quinter, Kansas (Butler CC)
91	Orr, Austin	DT	6-4	277	Sr.	2L	Seabrook, Texas (Clear Lake HS)
42	Polk, Chad	DE	6-0	231	Sr.	3L	Dallas, Texas (Woodrow Wilson HS)
34	Porter, Marcell	RB	5-7	170	So.	TR	Abilene, Texas (West Texas A&M)
41	Preston, Ashton	DB	5-10	177	Fr.	HS	Edmond, Oklahoma (Santa Fe HS)
88	Reinhardt, Wylie	TE	6-4	266	So.	SQ	Saginaw, Texas (Saginaw HS)
72	Rentfro, Ryan	OL	6-4	313	Jr.	1L	Flower Mound, Texas (Marcus HS)
13	Rhone, Kerrick	DB	5-10	180	Sr.	TR	Pflugerville, Texas (Kent State)
64	Rice, Sam	OL	6-4	302	Jr.	TR	Coppell, Texas (SMU)
30	Roberts, Jarrian	DE	6-2	240	Jr.	1L	Clarksville, Texas (Clarksville HS)
39	Robinson, Taylor	DB	5-11	188	Fr.	HS	Keller, Texas (Central HS)
20	Rollins, Rex	RB	6-1	209	Jr.	1L	Tyler, Texas (Chapel Hill HS)
2	Rutherford, O'Keeron	WR	6-5	185	Fr.	RS	Carthage, Texas (Carthage HS)
19	Shanbour, Quinn	QB	6-0	200	So.	SQ	Oklahoma City, Oklahoma (Heritage Hall HS)
19	Schilleci, John	DB	6-0	200	Jr.	2L	Denton, Texas (Guyer HS)
52	Schwartz, Braelon	LB	6-0	220	So.	RS	Arlington, Texas (Stephen F. Austin)
32	Scott, Fred	LB	5-11	238	Jr.	1L	Kennedale, Texas (Kennedale HS)
1	Smiley, Turner	WR	6-0	185	So.	1L	Frisco, Texas (Wakeland HS)
46	Smith, A.J.	LB	6-2	224	Sr.	SQ	Miami, Oklahoma (NE Oklahoma A&M)
10	Smith, DaMarcus	QB	6-1	205	Jr.	TR	Louisville, Kentucky (Butler CC)
50	Smith, Dakota	DE	6-4	225	Jr.	TR	Plano, Texas (Trinity Valley CC)
87	Smith, Kelvin	TE	6-2	241	Fr.	HS	Spring, Texas (DeKaney HS)
18	Smith, Marcus	TE	6-4	247	Sr.	2L	San Antonio, Texas (Warren HS)
76	Sorge, Harrison	OL	6-5	305	So.	SQ	Wichita Falls, Texas (Rider HS)
15	Tauaalo, T.J.	DT	6-2	288	Fr.	RS	Keller, Texas (Central HS)
65	Thompson, Micah	OL	6-4	310	Sr.	2L	Jones, Oklahoma (Jones HS)
7	Thompson, Thaddeous	WR	6-2	197	Jr.	TR	Cibolo, Texas (Scottsdale CC)
78	Trussell, Connor	OL	6-5	296	Jr.	SQ	Arlington, Texas (Martin HS)
25	Tucker, Andrew	RB	6-0	201	So.	1L	Tyler, Texas (Chapel Hill HS)
79	Walker, Dominick	OL	6-5	299	So.	SQ	Sugar Land, Texas (Austin HS)
43	Wallace, Anthony	LB	6-0	236	Sr.	1L	Dallas, Texas (Oregon)
48	Wallace, Sir Calvin	DT	6-2	296	Jr.	1L	Tyler, Texas (Chapel Hill HS)
98	Wegmann, RD	DT	6-3	267	Fr.	HS	Wichita Falls, Texas (Rider HS)
11	Wells, Sam	DB	6-0	205	Fr.	RS	Commerce, Texas (Commerce HS)
26	Wilson, Jeffrey	RB	6-0	190	So.	1L	Elkhart, Texas (Elkhart HS)
71	Woodworth, Elex	OL	6-4	269	Fr.	HS	Mesquite, Texas (Horn HS)
49	Young, Roderick	DT	6-1	290	Fr.	HS	Spring, Texas (DeKaney HS)



2015 Spring Numerical Roster

No.	Name	Pos.	Ht.	Wt.	Cl.	Exp.	Hometown (Previous School)
1	Smiley, Turner	WR	6-0	185	So.	1L	Frisco, Texas (Wakeland HS)
2	Rutherford, O'Keeron	WR	6-5	185	Fr.	RS	Carthage, Texas (Carthage HS)
3	Goree, Tee	WR	6-3	170	Fr.	RS	Carthage, Texas (Carthage HS)
3	Minor, Calvin	LB	6-3	219	So.	1L	Lewisville, Texas (Lewisville HS)
4	Kidsy, Darwin	WR	6-0	182	Jr.	2L	Missouri City, Texas (Elkins HS)
4	Moore, Jakii	DB	6-1	198	Jr.	TR	Tulsa, Oklahoma (UAB)
5	Dash, Matthew	DB	6-0	194	Sr.	SQ	Willingboro, New Jersey (LA Pierce JC)
5	McNulty, Andrew	QB	6-1	209	Sr.	2L	Iowa City, Iowa (Iowa City HS)
6	Ellis, Sed	LB	6-3	210	Jr.	2L	Paris, Texas (Paris HS)
7	Combs, Jareid	DE	6-3	248	Jr.	TR	Minneapolis, Minnesota (Iowa Central CC)
7	Means, Connor	QB	6-4	210	Fr.	RS	Deer Park, Texas (Deer Park HS)
7	Thompson, Thaddeous	WR	6-2	197	Jr.	TR	Cibolo, Texas (Scottsdale CC)
8	Greer, Josh	QB	6-5	220	Jr.	1L	Arlington, Texas (Navarro JC)
8	Marshall, Jamal	DB	6-3	203	Sr.	3L	Missouri City, Texas (Fort Bend Elkins HS)
9	Harris, Carlos	WR	5-8	183	Sr.	3L	Frisco, Texas (Frisco HS)
10	Jackson, Rashad	DB	5-10	179	Jr.	TR	Missouri City, Texas (New Mexico)
10	Smith, DaMarcus	QB	6-1	205	Jr.	TR	Louisville, Kentucky (Butler CC)
11	Jackson, Vershad	DB	5-10	178	Jr.	TR	Missouri City, Texas (New Mexico)
11	Wells, Sam	DB	6-0	205	Fr.	RS	Commerce, Texas (Commerce HS)
13	Cousins, Josh	QB	6-1	215	So.	TR	Argyle, Texas (Liberty Christian HS)
13	Rhone, Kerrick	DB	5-10	180	Sr.	TR	Pflugerville, Texas (Kent State)
14	Fernandes, Cedric	DB	5-10	165	Fr.	RS	Arlington, Texas (Martin HS)
14	Loving, Chris	TE	6-4	247	Sr.	1L	Klein, Texas (Blinn CC)
15	Chumley, Caleb	QB	6-5	220	Fr.	HS	Longview, Texas (Pine Tree HS)
15	Tauaalo, T.J.	DT	6-2	288	Fr.	RS	Keller, Texas (Central HS)
16	Davis, Chad	DB	5-10	184	Jr.	2L	Richmond, Texas (Bush HS)
16	Grimm, Nate	WR	6-4	195	Fr.	RS	Cedar Park, Texas (New Mexico St.)
17	Finney Cortney	LB	5-11	220	Jr.	TR	Bay City, Texas (Trinity Valley CC)
18	Smith, Marcus	TE	6-4	247	Sr.	2L	San Antonio, Texas (Warren HS)
19	Schilleci, John	DB	6-0	200	Jr.	2L	Denton, Texas (Guyer HS)
19	Shanbour, Quinn	QB	6-0	200	So.	SQ	Oklahoma City, Oklahoma (Heritage Hall HS)
20	Rollins, Rex	RB	6-1	209	Jr.	1L	Tyler, Texas (Chapel Hill HS)
21	Gray, James	DB	6-0	200	Jr.	TR	Atlanta, Georgia (Fort Scott CC)
22	Jimmerson, Antoine	RB	5-9	222	Sr.	3L	Dallas, Texas (DeSoto HS)
23	McClain, Kishawn	DB	5-11	193	So.	1L	Rosenberg, Texas (Terry HS)
24	Grindle, Xavier	DB	5-11	192	Jr.	TR	Columbia, Mississippi (Pearl River CC)
25	Jefferson, Bobby	DB	6-1	170	Jr.	TR	Plano, Texas (Collin College)
25	Tucker, Andrew	RB	6-0	201	So.	1L	Tyler, Texas (Chapel Hill HS)
26	Wilson, Jeffrey	RB	6-0	190	So.	1L	Elkhart, Texas (Elkhart HS)
27	Bean, Blake	LB	6-1	218	Sr.	TR	El Dorado, Kansas (Buffalo)
29	Ivery, Willy	RB	5-9	180	So.	SQ	Sulphur Springs, Texas (Sulphur Springs HS)
30	Moore, Trevor	K	5-11	175	So.	1L	Edmond, Oklahoma (Edmond North HS)
30	Roberts, Jarrian	DE	6-2	240	Jr.	1L	Clarksville, Texas (Clarksville HS)
31	Buyers, Kenny	DB	5-11	186	Sr.	2L	Hurst, Texas (L.D. Bell HS)
32	Ezzard, A.J.	RB	5-10	195	Fr.	RS	Southlake, Texas (Carroll HS)
32	Scott, Fred	LB	5-11	238	Jr.	1L	Kennedale, Texas (Kennedale HS)
34	Brooks, Nate	DB	6-0	163	Fr.	HS	Whitehouse, Texas (Whitehouse HS)
34	Porter, Marcell	RB	5-7	170	So.	TR	Abilene, Texas (West Texas A&M)
36	Maki, Cannon	FB	6-0	235	Fr.	RS	Fort Worth, Texas (All Saints HS)
36	Montgomery, Jalen	LB	5-11	221	So.	SQ	Mesquite, Texas (Mesquite HS)
37	Garner, Brandon	LB	5-11	220	Fr.	RS	Mansfield, Texas (Timberview HS)
38	Jones, Andrew	DB	6-1	175	Fr.	RS	Mesquite, Texas (North Mesquite HS)
39	Lynn, Jarrod	TE	6-0	250	Sr.	1L	Grapevine, Texas (Grapevine HS)
39	Robinson, Taylor	DB	5-11	188	Fr.	HS	Keller, Texas (Central HS)
40	Macek, Blake	P	5-11	190	Jr.	2L	Sulphur Springs, Texas (Sulphur Springs HS)



2015 Spring Numerical Roster

41	Preston, Ashton	DB	5-10	177	Fr.	HS	Edmond, Oklahoma (Santa Fe HS)
42	Polk, Chad	DE	6-0	231	Sr.	3L	Dallas, Texas (Woodrow Wilson HS)
43	Wallace, Anthony	LB	6-0	236	Sr.	1L	Dallas, Texas (Oregon)
46	Smith, A.J.	LB	6-2	224	Sr.	SQ	Miami, Oklahoma (NE Oklahoma A&M)
47	Johnson, Terrance	TE	6-4	229	Fr.	RS	Round Rock, Texas (McNeil HS)
48	Wallace, Sir Calvin	DT	6-2	296	Jr.	1L	Tyler, Texas (Chapel Hill HS)
49	Young, Roderick	DT	6-1	290	Fr.	HS	Spring, Texas (Dekaney HS)
50	Kirby, Kaydon	OL	6-3	329	Jr.	2L	Flower Mound, Texas (Flower Mound HS)
50	Smith, Dakota	DE	6-4	225	Jr.	TR	Plano, Texas (Trinity Valley CC)
51	Davis, Jake	DS	6-0	220	Fr.	RS	Katy, Texas (Seven Lakes HS)
52	Schwartz, Braelon	LB	6-0	220	So.	RS	Arlington, Texas (Stephen F. Austin)
54	Barr, Creighton	OL	6-3	260	Fr.	HS	Flower Mound, Texas (Marcus HS)
56	Dilonga, Malik	DE	6-4	252	Jr.	1L	Cedar Hill, Texas (Trinity Christian School)
57	Ochs, Brian	OL	6-4	300	Jr.	TR	Quinter, Kansas (Butler CC)
58	Johnson, Tony	DS	6-1	218	Jr.	1L	Fort Worth, Texas (South Grand Prairie HS)
59	Kaho, Joseph	DL	5-10	253	Sr.	SQ	Watauga, Texas (Central HS)
60	Fortenberry, Avery	OL	6-5	298	Fr.	RS	Era, Texas (Era HS)
63	Moore, Sid	DL	6-1	257	So.	1L	Van, Texas (Van HS)
64	Rice, Sam	OL	6-4	302	Jr.	TR	Coppell, Texas (SMU)
65	Thompson, Micah	OL	6-4	310	Sr.	2L	Jones, Oklahoma (Jones HS)
66	Banogu, Michael	OL	6-5	282	Sr.	SQ	McKinney, Texas (Prosper HS)
67	Miles, Chris	OL	6-4	291	Fr.	RS	Flower Mound, Texas (Flower Mound HS)
68	Munden, Chett	OL	6-5	319	Fr.	HS	Marshall, Texas (Marshall HS)
71	Woodworth, Elex	OL	6-4	269	Fr.	HS	Mesquite, Texas (Horn HS)
72	Rentfro, Ryan	OL	6-4	313	Jr.	1L	Flower Mound, Texas (Marcus HS)
73	Gunter, Garrett	OL	6-4	285	Jr.	TR	Spring Branch, TX (Trinity Valley CC)
76	Sorge, Harrison	OL	6-5	305	So.	SQ	Wichita Falls, Texas (Rider HS)
77	Murray, Jordan	OL	6-9	359	Fr.	HS	Coppell, Texas (Coppell HS)
78	Trussell, Connor	OL	6-5	296	Jr.	SQ	Arlington, Texas (Martin HS)
79	Walker, Dominick	OL	6-5	299	So.	SQ	Sugar Land, Texas (Austin HS)
80	Bendy, Rodney	WR	6-5	187	Fr.	HS	Tyler, Texas (John Tyler HS)
81	Khan, Daniel	WR	5-11	170	Fr.	RS	Sherman Oaks, California (Notre Dame HS)
82	Bradley, D'Aundrey	WR	6-2	177	Fr.	HS	Cedar Hill, Texas (Cedar Hill HS)
84	Keena, Eric	P	6-2	170	Jr.	1L	Keller, Texas (Sunrise Mountain HS)
85	Ebozue, B.J.	WR	5-11	185	So.	TR	Grand Prairie, Texas (Evangel University)
86	Dillman, Kevin	TE	6-4	245	Fr.	HS	Denton, Texas (Guyer HS)
87	Smith, Kelvin	TE	6-2	241	Fr.	HS	Spring, Texas (Dekaney HS)
88	Reinhardt, Wylie	TE	6-4	266	So.	SQ	Saginaw, Texas (Saginaw HS)
89	Enterline, Trey	DS	6-3	205	Jr.	SQ	Arlington, Texas (Martin HS)
90	Johnson, Tillman	DE	6-1	243	So.	1L	Round Rock, Texas (McNeil HS)
91	Orr, Austin	DT	6-4	277	Sr.	2L	Seabrook, Texas (Clear Lake HS)
94	Haboul, Mustafa	DT	6-0	267	Jr.	SQ	Arlington, Texas (Martin HS)
95	Howard, Eli	DE	6-4	243	Fr.	HS	San Angelo, Texas (Central HS)
97	Harrison, DeMikal	DT	6-3	318	Fr.	HS	Midwest City, Oklahoma (Midwest HS)
98	Wegmann, RD	DT	6-3	267	Fr.	HS	Wichita Falls, Texas (Rider HS)
99	Flusche, Andy	DE	6-3	261	So.	1L	Muenster, Texas (Muenster HS)



2014 Game Recaps

North Texas No. 24 Texas

7
38

AUGUST 30, 2014 • DARRELL K. ROYAL TEXAS MEMORIAL STADIUM • AUSTIN, TEXAS
ATTENDANCE: 93,201

AUSTIN - If Saturday night's season-opener is any measure of where the 2014 North Texas football team stands, it showed just how much work the Mean Green faces before it can return to its bowl-champion status of a year ago. With 11 new faces in the starting lineup, North Texas' inexperience and growing pains were evident in a 38-7 loss to the Texas Longhorns, who dominated the Mean Green offense and wore down the NT defense.

"There wasn't anything about our team that was good enough to win tonight," North Texas coach Dan McCarney said. "We've got to get that fixed."

North Texas managed just seven first downs in the game and 94 yards of total offense while throwing four interceptions. The defense kept the Mean Green in the game into the second quarter, and it forced a pair of turnovers, including a fumble recovered in the end zone by James Jones for NT's lone score.

<u>Score by Quarters</u>	1	2	3	4	Score
North Texas	0	0	0	7	7
Texas	7	14	7	10	38

UT - Brown 1 yd run, 3:30, 1st
 UT - Brown 3 yd run, 0:39, 2nd
 UT - Ash 1 yd run, 4:24, 2nd
 UT - Harris 8 yd catch, 4:25, 3rd
 NT - Jones 0 yd fumble recovery, 4th
 UT - Rose 34 yd FG, 2:51, 4th
 UT - Cobbs 28 yd interception return, 4th

TEAM STATISTICS	NT	Texas
First Downs	8	18
Rushes-Yards	43-79	40-163
Passing-Yards	15	190
Comp-Att-Int	3-17-4	19-34-0
Total Plays-Yards	60-94	74-353
Punts-Yards	9-378	5-191
Fumbles/Lost	2-0	4-2
Penalties	6-56	7-65
3rd Down Conv.	3-for-15	4-for-14
Time of Possession	27:18	32:42

INDIVIDUAL STATISTICS

RUSHING - North Texas - Pegram 15-50. Texas - Gray 16-82
PASSING - North Texas - Greer - 2-11-8-2. Texas - Ash - 19-34-190-0
RECEIVING North Texas - Caldwell 2-11. Texas - Harris 7-110.

SMU North Texas

6
43

SEPTEMBER 6, 2014 • APOGEE STADIUM • DENTON, TEXAS
ATTENDANCE: 22,398

DENTON - North Texas coach Dan McCarney has stated that there is no rivalry with cross-metroplex foe SMU until the Mean Green start winning games against the Mustangs, who came into Saturday's meeting with a considerable advantage in the all-time series. Well, rivalry on.

A dominating Mean Green defense forced five turnovers and tossed a shut out until the last play of the game, special teams repeatedly pinned the Mustangs deep, an efficient offense churned out 245 yards rushing and protected the football, and true freshman Trevor Moore tied a school-record with five field goals as North Texas throttled SMU, 43-6, in the 2014 home opener. It was the Mean Green's most lopsided victory over the Mustangs in series history.

"We played Mean Green football," McCarney said. "Plus five in turnover margin, rushing the football for almost 250 yards, great on third down on defense, and special teams came through with big plays. All in all, a really good day. A great win."

<u>Score by Quarters</u>	1	2	3	4	Score
SMU	0	0	0	6	6
North Texas	3	20	6	14	43

NT - Moore 44 yd FG, 1st, 4:11
 NT - Pegram 4 yd run, 2nd, 2:26
 NT - Moore 21 yd FG, 2nd, 4:43
 NT - Roberts 31 yd fumble recovery, 2nd
 NT - Moore 23 yd FG, 1:53, 2nd
 NT - Moore 42 yd FG, 3:28, 3rd
 NT - Moore 47 yd FG, 2:27, 3rd
 NT - Jimmerson 8 yd run, 2:13, 4th
 NT - Evans 53 yd run, 3:03, 4th
 SMU - Halverson 33 yd catch, 2:53, 4th

TEAM STATISTICS	SMU	NT
First Downs	17	17
Rushes-Yards	10-14	55-245
Passing-Yards	266	108
Comp-Att-Int	24-45-2	12-17-0
Total Plays-Yards	59-274	72-353
Punts-Yards	6-238	5-208
Fumbles/Lost	3-3	2-0
Penalties	7-60	15-139
3rd Down Conv.	1-for-11	6-for-16
Time of Possession	23:22	36:38

INDIVIDUAL STATISTICS

RUSHING - SMU - Pope 8-31. North Texas - Pegram 21-81, Wilson 14-56.
PASSING - SMU - Burcham - 12-22-99-2. North Texas - Greer - 9-12-86-0
RECEIVING SMU - Thompson 6-74. North Texas - Harris 4-36
Attendance: 22,398



2014 Game Recaps

Louisiana Tech North Texas

42
21

SEPTEMBER 11, 2014 • APOGEE STADIUM • DENTON, TEXAS
ATTENDANCE: 16,998

DENTON - A dominant first-half performance propelled Louisiana Tech to a commanding lead that the Mean Green could not overcome in a 42-21 loss Thursday night at Apogee Stadium.

The glow of last Saturday's decisive win over SMU quickly dimmed in Thursday's Conference USA opener, as the North Texas offense was ineffective until the third quarter and the defense was unable to stop Louisiana Tech's prolific passing game, which in turn enabled the Bulldog ground game to have success.

Louisiana Tech had 371 yards of total offense to 255 for the Mean Green.

For the second time in three games, North Texas came out punchless on offense, going three-and-out in its first six possessions and accumulating just three yards total offense. The Mean Green didn't pick up a first down until late in the first half and was shut out in the opening 30 minutes for the second time this season.

<u>Score by Quarters</u>	1	2	3	4	Score
LA Tech	0	21	14	7	42
North Texas	0	0	7	14	21

LATECH - Gaston 4 yd catch, 2nd, 3:12

LATECH - Lee 28 yd catch, 2nd, 1:48

LATECH - Turner 5 yd catch, 2nd, 3:25

LATECH - Dixon 2 yd run, 3rd, 0:06

NT - Greer 5 yd run, 3rd, 3:07

LATECH - Turner 21 yd catch, 3rd, 2:29

LATECH - Taylor 12 yd catch, 4th, 0:05

NT - Jimmerson 3 yd run, 4th, 4:24

NT - Evans 9 yd run, 4th, 1:22

NT - Thompson 26yd run, 3:58, 4th

TEAM STATISTICS

	LA Tech	NT
First Downs	21	18
Rushes-Yards	30-98	36-104
Passing-Yards	260	175
Comp-Att-Int	23-36-1	18-34-0
Total Plays-Yards	66-358	70-279
Punts-Yards	6-243	10-414
Fumbles/Lost	0-0	4-2
Penalties	7-73	9-90
3rd Down Conv.	6-for-13	6-for-18
Time of Possession	29:21	30:39

INDIVIDUAL STATISTICS

RUSHING - LATECH - Dixon 19-75. **North Texas** - Evans 9-40, Jimmerson 7-34.

PASSING - LATECH - Sokol - 20-31-243-0. **North Texas** - Williams 5-7-98-0

RECEIVING LATECH - Taylor 5-54. **North Texas** - Harris 4-37

Nicholls North Texas

3
77

SEPTEMBER 20, 2014 • APOGEE STADIUM • DENTON, TEXAS
ATTENDANCE: 21,323

DENTON - In one of the most lopsided victories in school history, North Texas annihilated the out-manned Nicholls Colonels, 77-3, Saturday afternoon at Apogee Stadium.

The Mean Green rolled up 526 yards total offense, sacked Colonels quarterbacks a school-record 10 times, blocked two punts, scored touchdowns on interception and punt returns, and had four players record the first TDs of their careers. The margin of victory was the biggest for North Texas since an 86-point win in 1948.

Saturday also marked the first start for redshirt quarterback Dajon Williams, and what a start it was. Williams completed his first five passes of the game, recorded his first-career rushing touchdown, then tossed his first-career touchdown pass, which was also the Mean Green's first TD throw of the year. By the end of his day, which came early in the third quarter, Williams accounted for five touchdowns - two rushing and three passing - and completed 11-of-14 passes for 176 yards and rushed four times for 68 yards.

<u>Score by Quarters</u>	1	2	3	4	Score
Nicholls	0	3	0	0	0
North Texas	21	28	21	7	77

NT - Williams 8 yd run, 1st, 1:18

NT - Harris 41 yd catch, 1st, 0:08

NT - Pegram 1 yd run, 1st, 0:42

Nich - Condado 23 yd FG, 1st, 5:51

NT - Williams 5 yd run, 2nd, 1:55

NT - Jones 33 yd interception return, 2nd

NT - Smith 41 yd catch, 2nd, 0:21

NT - Ivery 14 yard catch, 2nd, 3:08

NT - Kidsy 75 yd punt return, 3rd

NT - Pegram 8 yd run, 3rd, 1:29

NT - Evans 1 yd run, 3rd, 3:37

NT - Whitfield 98 yd interception return, 4th

TEAM STATISTICS

	Nicholls	NT
First Downs	14	20
Rushes-Yards	42-78	38-324
Passing-Yards	166	202
Comp-Att-Int	17-32-3	13-17-0
Total Plays-Yards	74-244	55-526
Punts-Yards	10-343	2-92
Fumbles/Lost	0-0	1-1
Penalties	5-40	5-40
3rd Down Conv.	6-for-20	5-for-7
Time of Possession	40:23	19:37

INDIVIDUAL STATISTICS

RUSHING - Nicholls - Henry 19-95. **North Texas** - Williams 4-68, Harris 2-67, Pegram 8-62.

PASSING - Nicholls - Hebert 10-16-116-1. **North Texas** - Williams 11-14-176-0

RECEIVING Nicholls - Bolt 4-38 **North Texas** - Harris 5-69



2014 Game Recaps

North Texas Indiana

24
49

OCTOBER 4, 2014 • MEMORIAL STADIUM • BLOOMINGTON, INDIANA
ATTENDANCE: 40,457

BLOOMINGTON, Ind. - In the 2011 matchup between North Texas and Indiana at Apogee Stadium, the Mean Green was the early aggressor in a 24-21 win. On Saturday, the Hoosiers flipped that script and spoiled NT's first trip into Big 10 territory.

Mean Green miscues and an onside kick helped Indiana (3-2, 0-1 Big 10) take a 21-0 first-quarter that all but dashed North Texas' chances. Dajon Williams and North Texas (2-3, 0-1 C-USA) came alive in the second quarter, but the Hoosiers running game went to work and kept NT at bay for a 49-24 win in front of 40,457 at Memorial Stadium.

IU Quarterback Nate Sudfeld completed 14 of his first 17 passes and led an efficient Hoosiers attack that accounted for 593 total yards, the most surrendered by the Mean Green this year. Tevin Coleman entered the game as the NCAA's leading rusher at 172.8 yards per game, and he led the Hoosiers ground game with 17 carries for 150 yards and one score.

<u>Score by Quarters</u>	1	2	3	4	Score
North Texas	0	7	3	14	24
Indiana	21	0	21	7	49

Scoring Summary

IU - Coleman 1 yd run, 1st, 2:26
IU - Fuchs 12 yd catch, 1st, 5:28
IU - Wynn 45 yd catch, 1st, 1:37
NT - Harris 20 yd catch, 2nd, 3:15
IU - Roberts 47 yd run, 3rd, 3:21
IU - Roberts 3 yd run, 3rd, 2:20
NT - Moore 20 yd FG, 3rd, 4:07
IU - Wynn 76 yd catch, 3rd 1:28
NT - M. Smith 20 yd catch, 4th, 3:42
NT - T. Smith 1 yd catch, 4th, 1:22
IU - Redding 3 yd run, 3:30, 4th

TEAM STATISTICS	NT	IU
First Downs	22	22
Rushes-Yards	35-143	44-363
Passing-Yards	205	230
Comp-Att-Int	18-34-2	23-29-0
Total Plays-Yards	69-348	73-593
Punts-Yards	6-224	4-170
Fumbles/Lost	0-0	2-1
Penalties	2-10	6-55
3rd Down Conv.	6-for-15	8-for-15
Time of Possession	26:50	33:10

INDIVIDUAL STATISTICS

RUSHING - North Texas - Jimmerson 12-83. **Indiana** - Coleman 17-150.

PASSING - North Texas - Williams -18-34-205-2. **Indiana** - Sudfeld - 23-29-230-0

RECEIVING North Texas - Harris 11-120. **Indiana**- Wynn 5-127

North Texas UAB

21
56

OCTOBER 11, 2014 • LEGION FIELD • BIRMINGHAM, ALABAMA
ATTENDANCE: 20,365

BIRMINGHAM, AL - For the third time this year, North Texas fell behind by a staggering four touchdowns before scoring its first points, and, for the third time, the deficit was too great for the Mean Green to overcome.

A pair of UAB defensive touchdowns midway through the first quarter began digging the North Texas hole, and a third defensive TD early in the third quarter ended any Mean Green comeback hopes in a 56-21 loss Saturday at Legion Field.

"It's a sorry excuse for Mean Green football," an emotional North Texas coach Dan McCarney said. "I hope our fans won't desert us, because they have every right to. This was a sorry excuse for college football, coaches and players alike. This was sorry football.

"As a football team, every one of us has to do a much better job."

<u>Score by Quarters</u>	1	2	3	4	Score
North Texas	0	14	0	7	21
UAB	14	21	21	0	56

UAB - Morris 40 yd fumble return, 1st
UAB - Farmer 22 yd interception return, 1st
UAB - Vinson 4 yd run, 2nd, 4:41
UAB - Howard 12 yd run, 2nd, 2:29
NT - Jimmerson 27 yd run, 2nd, 2:29
UAB Howawrd 2 yd run, 2nd, 0:29
NT - Smith 12 yd catch, 2nd, 3:33
UAB - Williams 9 yd interception return, 3rd
UAB - Clements 1 yd run, 3rd, 1:28
UAB - Nelson 74 yd catch, 3rd, 0:12
NT - Smiley 44 yd catch, 4th, 0:56

TEAM STATISTICS	NT	UAB
First Downs	24	19
Rushes-Yards	43-160	50-132
Passing-Yards	291	316
Comp-Att-Int	20-36-2	17-22-0
Total Plays-Yards	79-451	72-448
Punts-Yards	4-193	4-161
Fumbles/Lost	3-3	0-0
Penalties	3-30	2-15
3rd Down Conv.	6-for-14	6-for-14
Time of Possession	29:14	30:46

INDIVIDUAL STATISTICS

RUSHING - North Texas - Jimmerson 13-104. **UAB** - Howard 16-67

PASSING - North Texas - McNulty 9-14-167-0. **UAB** - Clements - 17-22-316-0.

RECEIVING North Texas Smiley 4-77. **UAB**- Nelson 4-104.



2014 Game Recaps

Southern Miss **30**
North Texas **20**
 OCTOBER 18, 2014 • APOGEE STADIUM • DENTON, TEXAS
 ATTENDANCE: 19,127

DENTON - It was a perfectly-executed third-quarter fake punt that ignited the Southern Miss offense in the second half, but it was a game-long inability by the North Texas defense to get off the field that sent the Mean Green to its third-straight loss.

The Golden Eagles converted seven of their first 11 third-down chances, fueling a 506-yard total-offense onslaught in a 30-20 win over North Texas Saturday night at Apogee Stadium, a loss that drops the Mean Green to 0-3 in league play for the first time under head coach Dan McCarney.

“We’ve struggled all year on defense,” McCarney said after his team slipped to 2-5 on the season. “We’re not even close to playing Mean Green defense. We don’t do that, we’re not going to win games.”

For the first time in a season in which the Mean Green has been floored by double-digit deficits in all four of its losses, North Texas fought back, rallied, and overcame an early 10-point Southern Miss lead to take a 13-10 lead in the second quarter.

<u>Score by Quarters</u>	1	2	3	4	Score
Southern Miss	10	3	14	3	30
North Texas	0	13	7	0	20

- USM - Thomas 40 yd catch, 1st, 1:52

- USM - Acosta 38 yd FG, 1st, 5:12

- NT - Jimmerson 2 yd run, 2nd, 1:55

- NT - Moore 36 yd FG, 2nd, 4:09

- NT - Moore 24 yd FG, 2nd 2:25

- USM - Acosta 27 yd FG, 2nd, 1:37

- USM - Payne 5 yd run, 3rd, 5:49

- NT - Pegram 27 yd run, 3rd, 3:03

- USM - Martin 19 yd catch, 3rd, 4:16

- USM - Acosta 38 yd FG, 4th, 3:30

TEAM STATISTICS	S. Miss	NT
First Downs	30	21
Rushes-Yards	41-201	26-108
Passing-Yards	305	287
Comp-Att-Int	27-41-2	20-35-0
Total Plays-Yards	82-506	61-395
Punts-Yards	2-79	4-162
Fumbles/Lost	1-0	0-0
Penalties	6-70	4-55
3rd Down Conv.	7-for-13	5-for-13
Time of Possession	37:11	22:49

INDIVIDUAL STATISTICS

RUSHING - USM - Smith 12-95. **North Texas** - Jimmerson 13-57.
PASSING - USM - Mullens 27-41-305-0. **North Texas** - McNulty 20-35-287-0.
RECEIVING USM - Richard 8-71. **North Texas** - Harris 15-216.

North Texas **21**
Rice **41**
 OCTOBER 25, 2014 • RICE STADIUM • HOUSTON, TEXAS.
 ATTENDANCE: 18,430

HOUSTON - North Texas spent the first half of Saturday’s game at Rice Stadium digging out of two early deficits before taking control of the contest.

The Mean Green offense moved the ball on the ground and through the air, the defense made some big plays in the secondary and controlled the line of scrimmage, and special teams contributed a 100-yard kickoff return for a touchdown.

But it all came apart in first few minutes of the third quarter, and the game - a game North Texas desperately needed to keep its bowl chances viable - unraveled from there.

North Texas surrendered a momentum-gutting fumble on the kickoff to open the second half, then threw an interception that Rice returned 60 yards for a touchdown to overturn a 21-14 Mean Green halftime lead and ignite Rice to a 41-21 victory. It was the Mean Green’s fourth loss in a row, and spills the NT record to 2-6.

<u>Score by Quarters</u>	1	2	3	4	Score
North Texas	14	7	0	0	21
Rice	14	0	10	17	41

- Rice - Taylor 88 yd catch, 1st, 0:18

- NT - Harris 51 yd catch, 1st, 2:53

- Rice - Davis 10 yrd run, 1st, 4:25

- NT - Kidsy 100 yard kickoff return, 1st

- NT - Harris 1 yd run, 2nd, 3:59

- Rice - Farrimond 27 yd FG, 3rd, 2:06

- Rice - Pollard 60 yard interception return, 3rd

- Rice - Dillard 1 yd run, 4th, 5:39

- Rice - Farrimond 23 yd FG, 4th, 5:10

- Rice - Davis 4 yd run, 4th, 5:42

TEAM STATISTICS	NT	Rice
First Downs	16	20
Rushes-Yards	26-33	46-188
Passing-Yards	190	233
Comp-Att-Int	16-34-1	13-26-0
Total Plays-Yards	67-216	72-421
Punts-Yards	7-315	5-228
Fumbles/Lost	3-1	1-0
Penalties	4-40	4-50
3rd Down Conv.	5-for-16	8-for-16
Time of Possession	24:40	35:20

INDIVIDUAL STATISTICS

RUSHING - **North Texas** - Jimmerson 15-39. **Rice** - Dillard 13-80
PASSING - **North Texas** - McNulty -15-33-186-1. **Rice** - Jackson - 13-26-233-0
RECEIVING **North Texas** Harris 3-65. **Rice**- Taylor 4-137



2014 Game Recaps

Florida Atlantic North Texas

10
31

NOVEMBER 8, 2014 • APOGEE STADIUM • DENTON, TEXAS
ATTENDANCE: 20,957

DENTON - North Texas rode a big first half from running back Antoinne Jimmerson to a commanding lead, then got a huge special-teams play from Derek Teegarden to put the brakes on a Florida Atlantic second-half rally in a 31-10 homecoming victory Saturday night at Apogee Stadium.

The win snaps a four-game losing streak for the Mean Green.

“It was a big win after the drought we had,” said offensive lineman Mason Y’Barbo. “It was the 1,000th game (in North Texas football history), and it was a great way to celebrate that.”

The North Texas defense was outstanding Saturday. After being unable to get off the field in the last home game against Southern Miss, the Mean Green permitted FAU to convert just five of 16 third downs and held the Owls to 197 yards total offense while forcing a pair of turnovers.

<u>Score by Quarters</u>	1	2	3	4	Score
Florida Atlantic	3	0	7	0	10
North Texas	7	14	0	10	31

NT - Jimmerson 41 yd run, 1st, 2:55
 FAU - Joseph 41 yd FG, 1st, 0:57
 NT - Smith 20 yd catch, 2nd, 4:15
 NT - McNulty 4 yd run, 2nd, 5:34
 FAU - DeLeon 34 yd catch, 3rd, 3:35
 NT - Moore 18 yd FG, 4th, 3:30
 NT - Lynn 3 yd run, 4th, 2:08

TEAM STATISTICS	FAU	NT
First Downs	12	19
Rushes-Yards	32-95	52-235
Passing-Yards	102	107
Comp-Att-Int	15-31-1	13-17-1
Total Plays-Yards	63-197	69-342
Punts-Yards	9-373	5-219
Fumbles/Lost	1-1	1-1
Penalties	7-55	3-35
3rd Down Conv.	5-for-16	8-for-16
Time of Possession	26:58	33:02

INDIVIDUAL STATISTICS

RUSHING - FAU - Gaskins 10-38. **North Texas** - Jimmerson 17-111
PASSING - FAU - Johnson 14-25-99-1. **North Texas** - McNulty 12-16-107-1.
RECEIVING FAU - Whitehead 4-18. **North Texas** - Harris 6-41

North Texas UTEP

17
35

NOVEMBER 15, 2014 • SUN BOWL STADIUM • EL PASO, TEXAS
ATTENDANCE: 24,222

EL PASO - North Texas came to the Sun Bowl Saturday looking to keep alive its pursuit of six wins and a potential second-straight bowl berth. Instead, they watched UTEP become bowl eligible by dismantling the Mean Green, 35-17.

The loss, the seventh North Texas defeat this year by double figures, officially ends the Mean Green’s chance of being bowl eligible.

“You can try to sugar coat it if you want,” North Texas coach Dan McCarney said, “but we got our asses kicked. They dominated the line of scrimmage.”

The game could not have started worse for North Texas, or been more lopsided in the first half. UTEP drove at will through the Mean Green defense, pounding NT with its ground game, scoring on its first four drives, and out-gaining North Texas 288-53 in a first half that saw the Miners post a 28-0 lead.

<u>Score by Quarters</u>	1	2	3	4	Score
North Texas	0	0	3	14	17
UTEP	14	14	7	0	35

UTEP - Jeffrey 31 yd run, 1st, 4:01
 UTEP - Jeffrey 2 yd run, 1st, 4:56
 UTEP - Jones 42 yd run, 2nd, 0:57
 UTEP - Jeffrey 5 yd run, 2nd, 4:16
 NT - Moore 37 yd FG, 3rd, 4:23
 UTEP - Jones 54 yd run, 3rd, 1:43
 NT - Wilson 29 yd catch, 4th, 0:08
 NT - Wilson 2 yd run, 4th, 1:51

TEAM STATISTICS	NT	UTEP
First Downs	13	18
Rushes-Yards	30-100	46-351
Passing-Yards	101	87
Comp-Att-Int	15-27-1	8-11-0
Total Plays-Yards	57-201	57-438
Punts-Yards	8-371	4-194
Fumbles/Lost	1-0	1-1
Penalties	5-25	6-67
3rd Down Conv.	6-for-15	7-for-12
Time of Possession	27:00	33:00

INDIVIDUAL STATISTICS

RUSHING - **North Texas** - McNulty 12-67-. **UTEP** - Jones 16-177
PASSING - **North Texas** - McNulty 15-27-101-1-1. **UTEP** - Showers - 8-11-87-0-0.
RECEIVING **North Texas** - Harris 6-43.. **UTEP**- Golden 3-50.



2014 Game Recaps

FIU

14

North Texas

17

NOVEMBER 22, 2014 • APOGEE STADIUM • DENTON, TEXAS

ATTENDANCE: 14,824

DENTON - The North Texas defense has been much criticized this year, but Saturday's performance in the final home game of 2014 harkened back to the kind of suffocating attack the Mean Green displayed so often a year ago.

"I'm just so proud of these guys," North Texas coach Dan McCarney said after the Mean Green's 17-14 win over Florida International on a rainy senior day at Apogee Stadium. "Anytime you give up zero points on defense, you have played your tails off."

A brilliant effort from the North Texas secondary allowed just 56 yards passing and snared three interceptions, including two in the fourth quarter to snuff FIU's final two possessions: by senior cornerback James Jones in the end zone and by sophomore Chad Davis with 2:53 to play. Overall, the Mean Green held FIU to a season-low 147 yards total offense and permitted the Panthers to convert just two-of-13 third downs.

<u>Score by Quarters</u>	1	2	3	4	Score
FIU	7	7	0	0	14
North Texas	14	0	3	0	17

NT - Pegram 54 yd run, 1st, 0:40

NT - Smith 4 yd pass, 1st, 5:15

FIU - Leonard 74 yd punt return, 1st

FIU - McKinnon 71 yd interception return, 2nd

NT - Moore 36 yd FG, 3rd, 2:14

TEAM STATISTICS

	FIU	NT
First Downs	12	16
Rushes-Yards	30-91	44-161
Passing-Yards	56-105	
Comp-Att-Int	11-25-3	9-20-2
Total Plays-Yards	55-147	64-266
Punts-Yards	8-336	6-276
Fumbles/Lost	3-0	0-0
Penalties	7-80	2-30
3rd Down Conv.	2-for-13	5-for-15
Time of Possession	28:29	31:31

INDIVIDUAL STATISTICS

RUSHING - FIU - Samuel 14-89. **North Texas** - Pegram 26-114

PASSING - FIU - McGough 11-25-56-3. **North Texas** - McNulty 9-20-105-2.

RECEIVING FIU - Smith 4-15. **North Texas** - Harris 3-25.

North Texas

27

UTSA

34

NOVEMBER 29, 2014 • THE ALAMODOME • SAN ANTONIO, TEXAS

ATTENDANCE: 24,012

SAN ANTONIO - North Texas mounted a furious second-half rally to erase a 15-point deficit, but couldn't come up with one more score this year and suffered a heart-breaking, season-ending 34-27 loss to UTSA Saturday at the Alamodome.

Trailing 27-12, the North Texas defense got key plays from James Jones, Lairamie Lee and Conference USA's leading tackler, Derek Akunne, to slow the Roadrunners and give the offense a chance to get back in the game, and the Mean Green offense responded. Two second-half touchdowns - made possible by tough running from Jeffrey Wilson and clutch passes from Andrew McNulty to Marcus Smith, Carlos Harris and Darius Terrell - pulled North Texas within two at 27-25 with 12:12 to play, and a McNulty-to-Terrell two-point conversion pass evened the game at 27-27.

But UTSA, which made one big play after another Saturday, went back on top with a three-play, 54-yard drive highlighted by a 30-yard pass and a 21-yard touchdown run with 4:18 to play.

<u>Score by Quarters</u>	1	2	3	4	Score
North Texas	3	9	7	8	27
UTSA	7	13	7	7	34

UTSA - Mack 24 yd pass, 1st, 3:35

NT - Moore 40 yd FG, 1st, 3:01

NT - Moore 39 yd FG, 2nd, 3:15

UTSA - Carter 2 yd run, 2nd, 3:21

NT - Moore 29 yd FG, 2nd, 1:51

UTSA - Glasco II 2 yd run, 2nd, 1:02

NT - Moore 21 yd FG, 2nd, 2:16

UTSA - Bias 39 yd pass, 3rd, 2:36

NT - Smith 31 yd pass, 3rd, 4:52

NT - McNulty 1 yd run, 4th, 5:14

UTSA - Armstrong 21 yd run, 4th, 1:14

TEAM STATISTICS

	NT	UTSA
First Downs	19	19
Rushes-Yards	37-150	33-175
Passing-Yards	287	277
Comp-Att-Int	24-43-0	18-29-0
Total Plays-Yards	80-437	62-452
Punts-Yards	7-304	6-227
Fumbles/Lost	3-1	4-2
Penalties	5-53	3-25
3rd Down Conv.	9-for-20	6-for-14
Time of Possession	34:27	25:33

INDIVIDUAL STATISTICS

RUSHING - **North Texas** - Wilson 19-106. **UTSA** - Glasco II 15-99.

PASSING - **North Texas** - McNulty 24-43-287-0. **UTSA** - Carter 18-29-0-277

RECEIVING **North Texas** - Harris 10-131. **UTSA** - Harrison 4-28.



2014 Final Combined Statistics

Date	Opponent	Score	Att.
Aug 30, 2014	at Texas	L 7-38	93201
Sep 06, 2014	SMU	W 43-6	22398
* Sep 11, 2014	LATECH	L 21-42	16998
Sep 20, 2014	NICHOLLS	W 77-3	21323
Oct 04, 2014	at Indiana	L 24-49	40457
* Oct 11, 2014	at UAB	L 21-56	20365
* Oct 18, 2014	SOUTHERN MISS	L 20-30	19127
* Oct 25, 2014	at Rice	L 21-41	18430
* Nov 08, 2014	FLORIDA ATLANTIC	W 31-10	20957
* Nov 15, 2014	at UTEP	L 17-35	24222
* Nov 22, 2014	FIU	W 17-14	14824
* Nov 29, 2014	at UTSA	L 27-34	24012

Record:	Overall	Home	Away	Neutral
All games	4-8	4-2	0-6	0-0
Conference	2-6	2-2	0-4	0-0
Non-Conference	2-2	2-0	0-2	0-0

Rushing	gp	att	gain	loss	net	avg	td	lg	avg/g
JIMMERSON, A.	11	120	608	19	589	4.9	5	41	53.5
PEGRAM, Reggie	12	145	565	36	529	3.6	5	54	44.1
WILSON, Jeffrey	9	50	226	2	224	4.5	1	20	24.9
EVANS, Erick	6	24	207	3	204	8.5	3	53	34.0
WILLIAMS, Dajon	8	39	212	84	128	3.3	2	55	16.0
HARRIS, Carlos	12	9	98	6	92	10.2	1	43	7.7
MCNULTY, Andrew	10	42	164	110	54	1.3	2	65	5.4
LYNN, Jarrod	11	12	46	0	46	3.8	1	9	4.2
TUCKER, Andrew	11	8	44	0	44	5.5	0	20	4.0
SMILEY, Turner	12	2	13	0	13	6.5	0	11	1.1
Total	12	472	2196	358	1838	3.9	21	65	153.2
Opponents	12	447	2261	320	1941	4.3	22	74	161.8

Passing	gp	effic	comp-att-int	pct	yds	td	lg	avg/g
MCNULTY, Andrew	10	111.18	110-202-7	54.5	1295	6	51	129.5
WILLIAMS, Dajon	8	145.57	46-77-4	59.7	607	7	41	75.9
GREER, Josh	3	68.73	24-50-2	48.0	171	0	23	57.0
TEAM	7	0.00	0-1-0	0.0	0	0	0	0.0
MACEK, Blake	12	100.00	1-1-0	100.0	0	0	0	0.0
Total	12	112.40	181-331-13	54.7	2073	13	51	172.8
Opponents	12	128.18	216-362-12	59.7	2492	19	88	207.7

Receiving	gp	no.	yds	avg	td	lg	avg/g
HARRIS, Carlos	12	70	863	12.3	3	51	71.9
TERRELL, Darius	12	26	301	11.6	0	26	25.1
SMITH, Marcus	12	15	238	15.9	6	41	19.8
KIDSY, Darvin	12	15	148	9.9	0	31	12.3
SMILEY, Turner	12	14	195	13.9	1	44	16.2
CALDWELL, Carl	12	13	129	9.9	0	32	10.8
PEGRAM, Reggie	12	8	3	0.4	0	7	0.2
JIMMERSON, A.	11	5	66	13.2	0	36	6.0
CHELF, John	10	5	58	11.6	0	21	5.8
WILSON, Jeffrey	9	5	41	8.2	1	29	4.6
SMITH, Tanner	8	2	9	4.5	1	8	1.1
IVERY, Willy	6	1	14	14.0	1	14	2.3
LOVING, Chris	5	1	8	8.0	0	8	1.6
JONES, Cooper	10	1	0	0.0	0	0	0.0
Total	12	181	2073	11.5	13	51	172.8
Opponents	12	216	2492	11.5	19	88	207.7

Field Goals	fg	pct.	01-19	20-29	30-39	40-49	50-99	lg	blk
MOORE, Trevor	15-17	88.2	1-1	6-6	4-5	4-5	0-0	47	0

Scoring	td	fg	PAT			dxp	saf	pts
			kick	rush	rcv			
MOORE, Trevor	-	15-17	37-37	-	-	-	-	82
SMITH, Marcus	6	-	-	-	-	-	-	36
PEGRAM, Reggie	5	-	-	-	-	-	-	30
JIMMERSON, A.	5	-	-	-	-	-	-	30
HARRIS, Carlos	4	-	-	-	-	-	-	24
EVANS, Erick	3	-	-	-	-	-	-	18
WILSON, Jeffrey	2	-	-	-	-	-	-	12
JONES, James	2	-	-	-	-	-	-	12
KIDSY, Darvin	2	-	-	-	-	-	-	12
WILLIAMS, Dajon	2	-	-	-	-	-	-	12
MCNULTY, Andrew	2	-	-	-	-	1-1	-	12
SMILEY, Turner	1	-	-	-	-	-	-	6
ROBERTS, J.	1	-	-	-	-	-	-	6
GREER, Josh	1	-	-	-	-	-	-	6
WHITFIELD, Zac	1	-	-	-	-	-	-	6
Total	40	15-17	39-39	-	1-1	-	-	326
Opponents	48	8-10	46-47	-	-	-	-	358

Team Statistics	NT	OPP
FIRST DOWNS	213	222
Rushing	106	98
Passing	86	106
Penalty	21	18
RUSHING YARDAGE	1838	1941
Rushing Attempts	472	447
Average Per Rush	3.9	4.3
Average Per Game	153.2	161.8
TDs Rushing	21	22
PASSING YARDAGE	2073	2492
Comp-Att-Int	181-331-13	216-362-12
Average Per Pass	6.3	6.9
Average Per Catch	11.5	11.5
Average Per Game	172.8	207.7
TDs Passing	13	19
TOTAL OFFENSE	3911	4433
Average Per Play	4.9	5.5
Average Per Game	325.9	369.4
KICK RETURNS: #-Yards	33-767	41-671
PUNT RETURNS: #-Yards	38-298	33-353
INT RETURNS: #-Yards	12-198	13-237
FUMBLES-LOST	20-9	20-10
PENALTIES-Yards	63-603	67-655
PUNTS-AVG	73-43.2	69-40.3
TIME OF POSSESSION/Game	28:39	31:13
3RD-DOWN Conversions	70/181	66/172
4TH-DOWN Conversions	6/13	11/18

Interceptions	no.	yds	avg	td	lg
JONES, James	3	33	11.0	1	33
BUYERS, Kenny	2	43	21.5	0	43
LEE, Lairamie	2	0	0.0	0	0
WADE, Sheldon	1	0	0.0	0	0
WHITFIELD, Zac	1	98	98.0	1	98
McCLAIN, K.	1	0	0.0	0	0
WATSON, Dutton	1	24	24.0	0	24
DAVIS, Chad	1	0	0.0	0	0

Punting	no.	yds	avg	lg	tb	fc	l20	50+	blk
KEENA, Eric	43	1927	44.8	71	2	12	4	9	0
MACEK, Blake	30	1229	41.0	58	3	9	11	3	0

Punt Returns	no.	yds	avg	td	lg
KIDSY, Darvin	23	233	10.1	1	75
HARRIS, Carlos	10	47	4.7	0	15
WHITFIELD, Zac	2	-2	-1.0	0	0
JONES, James	1	0	0.0	0	0
TEAM	1	0	0.0	0	0
ELLIS, Sed	1	20	20.0	0	0
Total	38	298	7.8	1	75
Opponents	33	353	10.7	1	74

Kick Returns	no.	yds	avg	td	lg
HARRIS, Carlos	19	449	23.6	0	41
KIDSY, Darvin	12	299	24.9	1	100
JONES, James	2	19	9.5	0	11
Total	33	767	23.2	1	100
Opponents	41	671	16.4	0	28

All Purpose	g	rush	rcv	pr	kr	ir	total	avg/g
HARRIS, Carlos	12	92	863	47	449	0	1451	120.9
KIDSY, Darvin	12	0	148	233	299	0	680	56.7
JIMMERSON, A.	11	589	66	0	0	0	655	59.5
PEGRAM, Reggi	12	529	3	0	0	0	532	44.3
TERRELL, Dariu	12	0	301	0	0	0	301	25.1
Total	12	1838	2073	298	767	198	5174	431.2
Opponents	12	1941	2492	353	671	237	5694	474.5

Total Offense	g	plays	rush	pass	total	avg/g
MCNULTY, Andrew	10	244	54	1295	1349	134.9
WILLIAMS, Dajon	8	116	128	607	735	91.9
JIMMERSON, A.	11	120	589	0	589	53.5



2014 Final Team Statistics

Team Statistics	NT	OPP
SCORING	326	358
Points Per Game	27.2	29.8
Points Off Turnovers	88	90
FIRST DOWNS	213	222
Rushing	106	98
Passing	86	106
Penalty	21	18
RUSHING YARDAGE	1838	1941
Yards gained rushing	2196	2261
Yards lost rushing	358	320
Rushing Attempts	472	447
Average Per Rush	3.9	4.3
Average Per Game	153.2	161.8
TDs Rushing	21	22
PASSING YARDAGE	2073	2492
Comp-Att-Int	181-331-13	216-362-12
Average Per Pass	6.3	6.9
Average Per Catch	11.5	11.5
Average Per Game	172.8	207.7
TDs Passing	13	19
TOTAL OFFENSE	3911	4433
Total Plays	803	809
Average Per Play	4.9	5.5
Average Per Game	325.9	369.4
KICK RETURNS: #-Yards	33-767	41-671
PUNT RETURNS: #-Yards	38-298	33-353
INT RETURNS: #-Yards	12-198	13-237
KICK RETURN AVERAGE	23.2	16.4
PUNT RETURN AVERAGE	7.8	10.7
INT RETURN AVERAGE	16.5	18.2
FUMBLES-LOST	20-9	20-10
PENALTIES-Yards	63-603	67-655
Average Per Game	50.2	54.6
PUNTS-Yards	73-3156	69-2783
Average Per Punt	43.2	40.3
Net punt average	37.0	34.9
KICKOFFS-Yards	67-4186	65-4114
Average Per Kick	62.5	63.3
Net kick average	43.9	40.3
TIME OF POSSESSION/Game	28:39	31:13
3RD-DOWN Conversions	70/181	66/172
3rd-Down Pct	39%	38%
4TH-DOWN Conversions	6/13	11/18
4th-Down Pct	46%	61%
SACKS BY-Yards	33-191	24-214
MISC YARDS	0	0
TOUCHDOWNS SCORED	40	48
FIELD GOALS-ATTEMPTS	15-17	8-10
ON-SIDE KICKS	0-0	1-1
RED-ZONE SCORES	(33-35) 94%	(31-35) 89%
RED-ZONE TOUCHDOWNS	(23-35) 66%	(26-35) 74%
PAT-ATTEMPTS	(39-39) 100%	(46-47) 98%
ATTENDANCE	115627	220687
Games/Avg Per Game	6/19271	6/36781
Neutral Site Games		0/0

Score by Quarters	1st	2nd	3rd	4th	OT	Total
North Texas	62	112	57	95	0	326
Opponents	100	93	108	57	0	358



2014 Final Individual Statistics

Rushing	gp	att	gain	loss	net	avg	td	lg	avg/g
JIMMERSON, A.	11	120	608	19	589	4.9	5	41	53.5
PEGRAM, Reggie	12	145	565	36	529	3.6	5	54	44.1
WILSON, Jeffrey	9	50	226	2	224	4.5	1	20	24.9
EVANS, Erick	6	24	207	3	204	8.5	3	53	34.0
WILLIAMS, Dajon	8	39	212	84	128	3.3	2	55	16.0
HARRIS, Carlos	12	9	98	6	92	10.2	1	43	7.7
MCNULTY, Andrew	10	42	164	110	54	1.3	2	65	5.4
LYNN, Jarrod	11	12	46	0	46	3.8	1	9	4.2
TUCKER, Andrew	11	8	44	0	44	5.5	0	20	4.0
SMILEY, Turner	12	2	13	0	13	6.5	0	11	1.1
IVERY, Willy	6	7	5	10	-5	-0.7	0	4	-0.8
TEAM	7	4	0	38	-38	-9.5	0	0	-5.4
GREER, Josh	3	10	8	50	-42	-4.2	1	5	-14.0
Total	12	472	2196	358	1838	3.9	21	65	153.2
Opponents	12	447	2261	320	1941	4.3	22	74	161.8

Passing	gp	effic	comp-att-int	pct	yds	td	lg	avg/g
MCNULTY, Andrew	10	111.18	110-202-7	54.5	1295	6	51	129.5
WILLIAMS, Dajon	8	145.57	46-77-4	59.7	607	7	41	75.9
GREER, Josh	3	68.73	24-50-2	48.0	171	0	23	57.0
TEAM	7	0.00	0-1-0	0.0	0	0	0	0.0
MACEK, Blake	12	100.00	1-1-0	100.0	0	0	0	0.0
Total	12	112.40	181-331-13	54.7	2073	13	51	172.8
Opponents	12	128.18	216-362-12	59.7	2492	19	88	207.7

Receiving	gp	no.	yds	avg	td	lg	avg/g
HARRIS, Carlos	12	70	863	12.3	3	51	71.9
TERRELL, Darius	12	26	301	11.6	0	26	25.1
SMITH, Marcus	12	15	238	15.9	6	41	19.8
KIDSY, Darvin	12	15	148	9.9	0	31	12.3
SMILEY, Turner	12	14	195	13.9	1	44	16.2
CALDWELL, Carl	12	13	129	9.9	0	32	10.8
PEGRAM, Reggie	12	8	3	0.4	0	7	0.2
JIMMERSON, A.	11	5	66	13.2	0	36	6.0
CHELF, John	10	5	58	11.6	0	21	5.8
WILSON, Jeffrey	9	5	41	8.2	1	29	4.6
SMITH, Tanner	8	2	9	4.5	1	8	1.1
IVERY, Willy	6	1	14	14.0	1	14	2.3
LOVING, Chris	5	1	8	8.0	0	8	1.6
JONES, Cooper	10	1	0	0.0	0	0	0.0
Total	12	181	2073	11.5	13	51	172.8
Opponents	12	216	2492	11.5	19	88	207.7

Punt Returns	no.	yds	avg	td	lg
KIDSY, Darvin	23	233	10.1	1	75
HARRIS, Carlos	10	47	4.7	0	15
WHITFIELD, Zac	2	-2	-1.0	0	0
TEAM	1	0	0.0	0	0
ELLIS, Sed	1	20	20.0	0	0
JONES, James	1	0	0.0	0	0
Total	38	298	7.8	1	75
Opponents	33	353	10.7	1	74

Interceptions	no.	yds	avg	td	lg
JONES, James	3	33	11.0	1	33
BUYERS, Kenny	2	43	21.5	0	43
LEE, Lairamie	2	0	0.0	0	0
WHITFIELD, Zac	1	98	98.0	1	98
WADE, Sheldon	1	0	0.0	0	0
DAVIS, Chad	1	0	0.0	0	0
McCLAIN, K.	1	0	0.0	0	0
WATSON, Dutton	1	24	24.0	0	24
Total	12	198	16.5	2	98
Opponents	13	237	18.2	5	71

Kick Returns	no.	yds	avg	td	lg
HARRIS, Carlos	19	449	23.6	0	41
KIDSY, Darvin	12	299	24.9	1	100
JONES, James	2	19	9.5	0	11
Total	33	767	23.2	1	100
Opponents	41	671	16.4	0	28

Fumble Returns	no.	yds	avg	td	lg
ROBERTS, J.	1	31	31.0	1	31
WALLACE, S.	1	7	7.0	0	7
JONES, James	1	2	2.0	1	2
Total	3	40	13.3	2	31
Opponents	2	104	52.0	1	61



2014 Final Individual Statistics

Scoring	td	fg	PAT				dxp	saf	pts
			kick	rush	rcv	pass			
MOORE, Trevor	-	15-17	37-37	-	-	-	-	82	
SMITH, Marcus	6	-	-	-	-	-	-	36	
JIMMERSON, A.	5	-	-	-	-	-	-	30	
PEGRAM, Reggie	5	-	-	-	-	-	-	30	
HARRIS, Carlos	4	-	-	-	-	-	-	24	
EVANS, Erick	3	-	-	-	-	-	-	18	
MCNULTY, Andrew	2	-	-	-	-	1-1	-	12	
KIDSY, Darvin	2	-	-	-	-	-	-	12	
WILLIAMS, Dajon	2	-	-	-	-	-	-	12	
JONES, James	2	-	-	-	-	-	-	12	
WILSON, Jeffrey	2	-	-	-	-	-	-	12	
LYNN, Jarrod	1	-	-	-	-	-	-	6	
GREER, Josh	1	-	-	-	-	-	-	6	
SMILEY, Turner	1	-	-	-	-	-	-	6	
IVERY, Willy	1	-	-	-	-	-	-	6	
SMITH, Tanner	1	-	-	-	-	-	-	6	
WHITFIELD, Zac	1	-	-	-	-	-	-	6	
ROBERTS, J.	1	-	-	-	-	-	-	6	
TERRELL, Darius	-	-	-	-	1	-	-	2	
PAUL, Zach	-	-	2-2	-	-	-	-	2	
Total	40	15-17	39-39	-	1	1-1	-	326	
Opponents	48	8-10	46-47	-	-	-	-	358	

Total Offense	g	plays	rush	pass	total	avg/g
MCNULTY, Andrew	10	244	54	1295	1349	134.9
WILLIAMS, Dajon	8	116	128	607	735	91.9
JIMMERSON, A.	11	120	589	0	589	53.5
PEGRAM, Reggie	12	145	529	0	529	44.1
WILSON, Jeffrey	9	50	224	0	224	24.9
EVANS, Erick	6	24	204	0	204	34.0
GREER, Josh	3	60	-42	171	129	43.0
HARRIS, Carlos	12	9	92	0	92	7.7
LYNN, Jarrod	11	12	46	0	46	4.2
TUCKER, Andrew	11	8	44	0	44	4.0
SMILEY, Turner	12	2	13	0	13	1.1
IVERY, Willy	6	7	-5	0	-5	-0.8
TEAM	7	5	-38	0	-38	-5.4
Total	12	803	1838	2073	3911	325.9
Opponents	12	809	1941	2492	4433	369.4

Field Goals	fg	pct.	01-19	20-29	30-39	40-49	50-99	lg	blk
MOORE, Trevor	15-17	88.2	1-1	6-6	4-5	4-5	0-0	47	0

FG Sequence	North Texas	Opponents
Texas	-	38,(34)
SMU	(44),(21),(23),(42),(47)	-
LATECH	-	46
Nicholls	-	(23)
Indiana	(20)	-
UAB	-	-
Southern Miss	(36),(24),33	(38),(27),(38)
Rice	-	(27),(23)
Florida Atlantic	(18)	(41)
UTEP	(37)	-
FIU	49,(36)	-
UTSA	(40),(39),(29),(21)	-

Punting	no.	yds	avg	lg	tb	fc	i20	50+	blk
KEENA, Eric	43	1927	44.8	71	2	12	4	9	0
MACEK, Blake	30	1229	41.0	58	3	9	11	3	0
Total	73	3156	43.2	71	5	21	15	12	0
Opponents	69	2783	40.3	62	4	8	16	11	2

Kickoffs	no.	yds	avg	tb	ob	retn	net	ydl
KEENA, Eric	67	4186	62.5	23	2			
Total	67	4186	62.5	23	2	16.4	43.9	21
Opponents	65	4114	63.3	29	3	23.2	40.3	24

Numbers in (parentheses) indicate field goal was made.



2014 Final Defensive Stats

#	Defensive Leaders	gp	Tackles				tfl/yds	Sacks no-yds	Pass defense			Fumbles		blkd	
			ua	a	tot				int-yds	brup	qbh	rcv-yds	ff	kick	saf
7	AKUNNE, Derek	12	65	43	108	8.5-31	3.0-19	.	2	1	.	3	.	.	
13	JONES, James	12	34	25	59	1.0-1	.	3-33	9	.	2-2	.	.	.	
27	LEE, Lairamie	11	30	27	57	0.5-0	.	2-0	3	.	1	.	.	.	
31	BUYERS, Kenny	12	37	18	55	3.0-13	.	2-43	3	
24	WADE, Sheldon	11	38	17	55	.	.	1-0	1	
32	SCOTT, Fred	12	27	27	54	2.5-11	.	.	1	
34	McCLAIN, K.	12	21	18	39	0.5-1	.	1-0	
8H	MARSHALL, Jamal	12	26	13	39	1.5-3	.	.	.	1	
30	ROBERTS, J.	12	11	15	26	5.5-18	2.0-11	.	.	1	1-31	.	.	.	
43	WALLACE, A.	9	18	7	25	.	.	.	2	
42	POLK, Chad	10	14	11	25	8.5-41	5.5-27	.	3	.	1	.	.	.	
49	MASON, Daryl	9	14	10	24	6.5-27	3.0-17	.	.	1	.	2	.	.	
6	ELLIS, Sed	12	13	10	23	1.0-1	.	.	1	.	1-0	.	1	.	
3	MINOR, Calvin	11	12	11	23	3.5-10	1.5-7	
91	ORR, Austin	11	14	7	21	3.0-13	2.0-8	2	.	.	
70	WALLACE, S.	12	10	10	20	3.0-13	1.0-3	.	.	1	2-7	.	.	.	
23	WHITFIELD, Zac	10	14	4	18	1.0-2	.	1-98	
56	DILONGA, Malik	11	7	8	15	3.0-16	2.0-12	.	1	1	
99	FLUSCHE, Andy	7	4	8	12	2.5-15	1.5-13	
63	MOORE, Sid	9	6	5	11	3.5-17	1.5-14	
95	LINCOLN, A.	10	5	6	11	2.5-21	2.5-21	.	2	
90	JOHNSON, Ti.	8	8	3	11	5.0-26	5.0-26	
19	SCHILLECI, John	7	6	2	8	
16	DAVIS, Chad	11	5	2	7	.	.	1-0	2	
5E	DASH, Matthew	5	3	4	7	0.5-2	
10	TEEGARDEN, D.	12	6	1	7	2-0	1	1	.	
39	LYNN, Jarrod	11	4	1	5	1-0	.	.	.	
25	TUCKER, Andrew	11	4	.	4	
1	SMILEY, Turner	12	2	1	3	
94	HABOUL, Mustafa	4	.	3	3	
15	CALDWELL, Carl	12	2	1	3	
4	KIDSY, Darwin	12	3	.	3	1-0	.	.	.	
98	WATSON, Dutton	5	2	1	3	1.5-10	1.5-10	1-24	
8	GREER, Josh	3	2	.	2	
46	SMITH, A.J.	8	1	1	2	1.0-3	1.0-3	.	.	1	
84	KEENA, Eric	12	2	.	2	
9	HARRIS, Carlos	12	1	1	2	
29	IVERY, Willy	6	1	.	1	
18	SMITH, Marcus	12	1	.	1	
14	LOVING, Chris	5	1	.	1	
83	CHELF, John	10	1	.	1	
17	JONES, Cooper	10	.	1	1	
Total		12	475	322	797	69-295	33-191	12-198	30	7	10-40	10	2	.	
Opponents		12	474	336	810	71-317	24-214	13-237	43	16	9-104	12	.	.	



2014 Single Game Highs

NORTH TEXAS INDIVIDUAL GAME HIGHS

Rushes	26	PEGRAM, Reggie vs FIU (Nov 22, 2014)
Yards Rushing	114	PEGRAM, Reggie vs FIU (Nov 22, 2014)
TD Rushes	2	PEGRAM, Reggie vs Nicholls (Sep 20, 2014)
	2	WILLIAMS, Dajon vs Nicholls (Sep 20, 2014)
Long Rush	65	MCNULTY, Andrew at UTEP (Nov 15, 2014)
Pass attempts	43	WILLIAMS, Dajon at UTSA (Nov 29, 2014)
Pass completions	24	MCNULTY, Andrew at UTSA (Nov 29, 2014)
Yards Passing	287	MCNULTY, Andrew vs Southern Miss (Oct 18, 2014)
	287	MCNULTY, Andrew at UTSA (Nov 29, 2014)
TD Passes	3	WILLIAMS, Dajon vs Nicholls (Sep 20, 2014)
	3	WILLIAMS, Dajon at Indiana (Oct 04, 2014)
Long Pass	51	MCNULTY, Andrew at Rice (Oct 25, 2014)
Receptions	15	HARRIS, Carlos vs Southern Miss (Oct 18, 2014)
Yards Receiving	216	HARRIS, Carlos vs Southern Miss (Oct 18, 2014)
TD Receptions	1	HARRIS, Carlos vs Nicholls (Sep 20, 2014)
	1	SMITH, Marcus vs Nicholls (Sep 20, 2014)
	1	IVERY, Willy vs Nicholls (Sep 20, 2014)
	1	HARRIS, Carlos at Indiana (Oct 04, 2014)
	1	SMITH, Marcus at Indiana (Oct 04, 2014)
	1	SMILEY, Turner at UAB (Oct 11, 2014)
	1	SMITH, Marcus at UAB (Oct 11, 2014)
	1	HARRIS, Carlos at Rice (Oct 25, 2014)
	1	SMITH, Marcus vs Florida Atlantic (Nov 08, 2014)
	1	WILSON, Jeffrey at UTEP (Nov 15, 2014)
	1	SMITH, Marcus vs FIU (Nov 22, 2014)
	1	SMITH, Marcus at UTSA (Nov 29, 2014)
Long Reception	51	HARRIS, Carlos at Rice (Oct 25, 2014)
Field Goals	5	MOORE, Trevor vs SMU (Sep 06, 2014)
Long Field Goal	47	MOORE, Trevor vs SMU (Sep 06, 2014)
Punts	7	KEENA, Eric at Texas (Aug 30, 2014)
	7	MACEK, Blake vs LATECH (Sep 11, 2014)
	7	MACEK, Blake at Rice (Oct 25, 2014)
	7	KEENA, Eric at UTEP (Nov 15, 2014)
	7	KEENA, Eric at UTSA (Nov 29, 2014)
Punting Avg	53.7	KEENA, Eric at UAB (Oct 11, 2014)
Long Punt	71	KEENA, Eric at UAB (Oct 11, 2014)
Punts inside 20	2	MACEK, Blake at Texas (Aug 30, 2014)
	2	MACEK, Blake vs SMU (Sep 06, 2014)
	2	MACEK, Blake vs LATECH (Sep 11, 2014)
	2	KEENA, Eric vs FIU (Nov 22, 2014)
Long Punt Return	75	KIDSY, Darwin vs Nicholls (Sep 20, 2014)
Long Kickoff Return	100	KIDSY, Darwin at Rice (Oct 25, 2014)
Tackles	17	AKUNNE, Derek at UAB (Oct 11, 2014)
Sacks	3.0	JOHNSON, Ti. vs Nicholls (Sep 20, 2014)
Tackles For Loss	3.0	JOHNSON, Ti. vs Nicholls (Sep 20, 2014)
	3.0	POLK, Chad vs Florida Atlantic (Nov 08, 2014)
	3.0	AKUNNE, Derek vs FIU (Nov 22, 2014)
Interceptions	2	JONES, James vs Nicholls (Sep 20, 2014)

NORTH TEXAS TEAM GAME HIGHS

Rushes	55	vs SMU (Sep 06, 2014)
Yards Rushing	324	vs Nicholls (Sep 20, 2014)
Yards Per Rush	8.5	vs Nicholls (Sep 20, 2014)
TD Rushes	5	vs Nicholls (Sep 20, 2014)
Pass attempts	43	at UTSA (Nov 29, 2014)
Pass completions	24	at UTSA (Nov 29, 2014)
Yards Passing	291	at UAB (Oct 11, 2014)
Yards Per Pass	11.9	vs Nicholls (Sep 20, 2014)
TD Passes	3	vs Nicholls (Sep 20, 2014)
	3	at Indiana (Oct 04, 2014)
Total Plays	80	at UTSA (Nov 29, 2014)
Total Offense	526	vs Nicholls (Sep 20, 2014)
Yards Per Play	9.6	vs Nicholls (Sep 20, 2014)
Points	77	vs Nicholls (Sep 20, 2014)
Sacks By	10	vs Nicholls (Sep 20, 2014)
First Downs	24	at UAB (Oct 11, 2014)
Penalties	15	vs SMU (Sep 06, 2014)
Penalty Yards	139	vs SMU (Sep 06, 2014)
Turnovers	5	at UAB (Oct 11, 2014)
Interceptions By	3	vs Nicholls (Sep 20, 2014)
	3	vs FIU (Nov 22, 2014)
Punts	10	vs LATECH (Sep 11, 2014)
Punting Avg	48.2	at UAB (Oct 11, 2014)
Long Punt	71	at UAB (Oct 11, 2014)
Punts inside 20	3	vs FIU (Nov 22, 2014)
Long Punt Return	75	vs Nicholls (Sep 20, 2014)

OPPONENT INDIVIDUAL GAME HIGHS

Rushes	19	DIXON, Kenneth, vs LATECH (Sep 11, 2014)
	19	Henry, Michael, vs Nicholls (Sep 20, 2014)
Yards Rushing	177	JONES, Aaron, at UTEP (Nov 15, 2014)
TD Rushes	3	JEFFERY, Nathan, at UTEP (Nov 15, 2014)
Long Rush	74	Coleman, Tevin, at Indiana (Oct 04, 2014)
Pass attempts	41	MULLENS, Nick, vs Southern Miss (Oct 18, 2014)
Pass completions	27	MULLENS, Nick, vs Southern Miss (Oct 18, 2014)
Yards Passing	320	CLEMENTS, Cody, at UAB (Oct 11, 2014)
TD Passes	5	SOKOL, Cody, vs LATECH (Sep 11, 2014)
Long Pass	88	JACKSON, Driphu, at Rice (Oct 25, 2014)
Receptions	8	RICHARD, Jalen, vs Southern Miss (Oct 18, 2014)
Yards Receiving	137	TAYLOR, Jordan, at Rice (Oct 25, 2014)
TD Receptions	2	TURNER, Paul, vs LATECH (Sep 11, 2014)
	2	Wynn, Shane, at Indiana (Oct 04, 2014)
Long Reception	88	TAYLOR, Jordan, at Rice (Oct 25, 2014)
Field Goals	3	ACOSTA, Corey, vs Southern Miss (Oct 18, 2014)
Long Field Goal	41	JOSEPH, Greg I, vs Florida Atlantic (Nov 08, 2014)
Punts	8	Fryoux, Conner, vs Nicholls (Sep 20, 2014)
Punting Avg	48.5	MATTOX, Jay, at UTEP (Nov 15, 2014)
Long Punt	62	FARRIMOND, Jame, at Rice (Oct 25, 2014)
Punts inside 20	2	Russ, William, at Texas (Aug 30, 2014)
	2	Fryoux, Conner, vs Nicholls (Sep 20, 2014)
	2	Toth, Erich, at Indiana (Oct 04, 2014)
	2	MULLINS, Hunter, at UAB (Oct 11, 2014)
	2	Stern, at UTSA (Nov 29, 2014)
Long Punt Return	74	LEONARD, R., vs FIU (Nov 22, 2014)
Long Kickoff Return	28	Okpalobi, C.J., vs Nicholls (Sep 20, 2014)
Tackles	12	DAVIS, Jordan, vs FIU (Nov 22, 2014)
Sacks	2.0	Ridgeway, Hassa, at Texas (Aug 30, 2014)
Tackles For Loss	3.0	KIRK, Andrae, vs Florida Atlantic (Nov 08, 2014)
	3.0	COLIMON, D., vs FIU (Nov 22, 2014)
Interceptions	1	Hicks, Jordan, at Texas (Aug 30, 2014)
	1	Cobbs, Demarco, at Texas (Aug 30, 2014)
	1	Colbert, Adrian, at Texas (Aug 30, 2014)
	1	Haines, Dylan, at Texas (Aug 30, 2014)
	1	Scales, Tegray, at Indiana (Oct 04, 2014)
	1	Dutra, Chase, at Indiana (Oct 04, 2014)
	1	FARMER, Lamarcu, at UAB (Oct 11, 2014)
	1	WILLIAMS, Dariu, at UAB (Oct 11, 2014)

OPPONENT TEAM GAME HIGHS

Rushes	49	at UAB (Oct 11, 2014)
Yards Rushing	363	at Indiana (Oct 04, 2014)
Yards Per Rush	8.2	at Indiana (Oct 04, 2014)
TD Rushes	5	at UTEP (Nov 15, 2014)
Pass attempts	45	vs SMU (Sep 06, 2014)
Pass completions	27	vs Southern Miss (Oct 18, 2014)
Yards Passing	320	at UAB (Oct 11, 2014)
Yards Per Pass	13.9	at UAB (Oct 11, 2014)
TD Passes	5	vs LATECH (Sep 11, 2014)
Total Plays	82	vs Southern Miss (Oct 18, 2014)
Total Offense	593	at Indiana (Oct 04, 2014)
Yards Per Play	8.1	at Indiana (Oct 04, 2014)
Points	56	at UAB (Oct 11, 2014)
Sacks By	5	at UAB (Oct 11, 2014)
First Downs	30	vs Southern Miss (Oct 18, 2014)
Penalties	7	at Texas (Aug 30, 2014)
	7	vs SMU (Sep 06, 2014)
	7	vs LATECH (Sep 11, 2014)
	7	vs Florida Atlantic (Nov 08, 2014)
	7	vs FIU (Nov 22, 2014)
Penalty Yards	80	vs FIU (Nov 22, 2014)
Turnovers	5	vs SMU (Sep 06, 2014)
Interceptions By	4	at Texas (Aug 30, 2014)
Punts	10	vs Nicholls (Sep 20, 2014)
Punting Avg	48.5	at UTEP (Nov 15, 2014)
Long Punt	62	at Rice (Oct 25, 2014)
Punts inside 20	2	at Texas (Aug 30, 2014)
	2	vs LATECH (Sep 11, 2014)
	2	vs Nicholls (Sep 20, 2014)
	2	at Indiana (Oct 04, 2014)
	2	at UAB (Oct 11, 2014)
	2	vs Florida Atlantic (Nov 08, 2014)
	2	at UTSA (Nov 29, 2014)
Long Punt Return	74	vs FIU (Nov 22, 2014)



2014 Team Game-By-Game Stats

TEAM STATISTICS

Date	Opponent	Blocking				Receiving				Passing				Kick Returns				Punt Returns				Int	off
		no.	yds	td	by	no.	yds	td	by	comp-attempt	yds	td	by	no.	yds	td	by	no.	yds	td	by		
Aug 30	at Texas	43	79	0	11	3	15	0	7	3-17-4	15	0	7	1	28	0	28	2	7	1	6	94	
Sep 06	SMU	55	245	3	53	12	108	0	20	12-17-0	108	0	20	1	18	0	18	6	21	0	15	353	
Sep 11	LATECH	36	184	3	16	18	175	0	28	18-34-0	175	0	28	7	150	0	41	3	9	1	10	279	
Sep 20	NICHOLLS	38	324	5	55	13	202	3	41	13-17-0	202	3	41	2	46	0	31	5	161	1	75	526	
Oct 04	at Indiana	35	143	0	21	18	285	3	36	18-34-2	285	3	36	2	46	0	23	2	13	1	13	348	
Oct 11	at UAB	43	163	1	27	20	291	2	44	20-36-2	291	2	44	7	173	0	37	1	3	0	3	454	
Oct 18	SOUTHERN MISS	26	188	2	27	20	287	0	45	20-35-0	287	0	45	1	12	0	12	1	7	1	7	385	
Oct 25	at Rice	33	26	1	20	16	190	1	51	16-34-1	190	1	51	2	118	1	100	3	6	0	7	216	
Nov 06	FLORIDA ATLANTIC	52	235	3	41	13	187	1	28	13-17-1	187	1	28	1	27	0	27	3	5	1	6	342	
Nov 15	at UTEP	30	100	1	64	15	101	1	29	15-27-1	101	1	29	2	35	0	19	3	16	0	17	201	
Nov 22	FIU	44	161	1	54	9	185	1	25	9-20-2	185	1	25	3	48	0	29	6	38	1	18	266	
Nov 29	at UTSA	37	150	1	20	24	287	1	38	24-43-0	287	1	38	4	66	0	21	3	12	0	8	437	
North Texas		472	1838	21	65	181	2873	13	51	181-331-13	2873	13	51	33	767	1	188	36	296	1	75	3911	
		447	1941	22	74	216	2492	19	88	216-362-12	2492	19	88	41	671	0	28	33	353	1	74	4433	

Games played: 12
 Avg per rush: 3.9
 Avg per catch: 11.5
 Pass efficiency: 112.40
 Kick ret avg: 23.2
 Punt ret avg: 7.8
 All purpose avg/game: 431.2
 Total offense avg/game: 325.9

Date	Opponent	Tackles				Sacks		Fumbles		Pass Defense			Int	Punt Attempts		off		
		no.	a.	total	ff-yds	no-yds	ff	ff-yds	int-yds	qbh	comp	kick		kick	reals	no.	yds	
Aug 30	at Texas	46	18	64	5.0-26	2.8-16	0	2-7	0-0	2	2	0	1-1	0	0	0	7	7
Sep 06	SMU	30	20	50	6.0-33	4.0-28	2	3-31	2-24	0	4	0	4-4	0	0	0	27	43
Sep 11	LATECH	35	34	69	9.0-28	3.8-12	0	8-0	1-0	0	4	0	3-3	0	0	0	0	21
Sep 20	NICHOLLS	45	28	73	13.0-67	10.0-60	0	0-0	3-131	0	1	2	11-11	0	0	0	21	77
Oct 04	at Indiana	51	26	77	3.0-10	0.8-0	1	1-0	0-0	0	0	0	3-3	0	0	0	7	24
Oct 11	at UAB	51	24	75	6.0-11	2.0-7	0	0-0	0-0	2	1	0	3-3	0	0	0	0	21
Oct 18	SOUTHERN MISS	45	42	87	1.0-5	1.8-5	1	8-0	2-0	0	6	0	2-2	0	0	0	3	20
Oct 25	at Rice	49	10	59	2.0-5	1.0-3	1	0-0	0-0	0	4	0	3-3	0	0	0	0	21
Nov 06	FLORIDA ATLANTIC	38	28	67	9.0-41	5.8-28	1	1-0	1-43	0	1	0	4-4	0	0	0	10	31
Nov 15	at UTEP	27	48	75	5.0-11	1.0-2	1	1-2	0-0	1	0	0	2-2	0	0	0	7	17
Nov 22	FIU	29	24	53	7.0-42	3.8-22	3	8-0	3-0	0	4	0	2-2	0	0	0	0	17
Nov 29	at UTSA	28	20	48	3.0-16	1.0-8	0	2-0	0-0	2	3	0	1-1	0	1	0	6	27
North Texas		475	322	797	68.0-295	33.0-191	10	18-40	12-158	7	30	2	39-39	0	1	0	88	326
		474	336	810	71.0-317	25.0-215	12	9-104	13-237	16	43	0	46-47	0	0	0	90	358

Date	Opponent	Rushing										Field Goals			Kicks				
		no.	yds	avg	long	td	ff	fc	50+	20	no-attd	long	td	no.	yds	avg	ff	nb	
Aug 30	at Texas	9	378	42.0	52	0	0	2	1	2	0-0	0	2	118	59.0	1	0	0	
Sep 06	SMU	5	208	41.6	51	0	0	0	1	2	5-5	47	0	10	59.7	2	0	0	
Sep 11	LATECH	18	414	41.4	52	0	0	4	1	2	0-0	0	4	252	63.0	1	0	0	
Sep 20	NICHOLLS	2	92	46.0	48	0	0	2	0	0	0-0	0	0	12	73.1	60.9	7	1	
Oct 04	at Indiana	6	234	37.3	40	0	1	2	0	1	1-1	20	5	289	57.8	0	0	0	
Oct 11	at UAB	4	193	48.2	71	0	0	1	1	1	0-0	0	0	4	255	63.8	0	0	
Oct 18	SOUTHERN MISS	4	162	40.5	41	0	1	1	0	0	2-3	36	5	312	62.4	0	0	0	
Oct 25	at Rice	7	315	45.0	58	0	1	2	1	1	0-0	0	0	4	258	64.5	2	0	
Nov 06	FLORIDA ATLANTIC	5	219	43.8	51	0	0	0	1	0	1-1	18	6	384	64.0	1	0	0	
Nov 15	at UTEP	8	371	46.4	50	0	0	2	1	2	1-1	37	0	4	252	63.0	3	0	
Nov 22	FIU	6	276	46.0	58	0	2	2	3	3	1-2	36	4	264	66.0	1	0	0	
Nov 29	at UTSA	7	304	43.4	59	0	0	3	2	1	4-4	40	0	7	454	64.9	5	1	
North Texas		73	3156	43.2	71	0	5	21	12	15	15-17	47	67	4186	62.5	23	2	2	
		69	2783	40.3	62	2	4	8	11	16	8-10	41	0	65	4114	63.3	29	3	



2014 Opponent Game-By-Game Stats

OPPONENT STATISTICS

Date	Opponent	Receiving				Passing				Kick Returns				Punt Returns				Int off				
		re.	yds	td	lg	comp	att	yds	td	lg	re.	yds	td	lg	re.	yds	td		lg			
Aug 30	at Texas	40	163	3	42	19	190	1	28	19-34-0	190	1	28	1	18	0	18	4	27	0	15	358
Sep 06	SMU	14	10	0	9	24	266	1	35	24-45-2	266	1	35	8	72	0	21	2	-14	0	0	276
Sep 11	LATECH	30	98	1	19	23	260	5	28	23-36-1	260	5	28	3	59	0	27	3	21	0	19	358
Sep 20	NICHOLLS	42	78	0	36	17	166	0	29	17-32-3	166	0	29	4	87	0	28	0	0	0	0	244
Oct 04	at Indiana	44	363	4	74	23	230	3	76	23-29-0	230	3	76	5	94	0	21	2	14	0	7	583
Oct 11	at UAB	49	128	2	18	18	320	3	75	18-23-0	320	3	75	4	72	0	22	3	38	0	17	448
Oct 18	SOUTHERN MISS	41	291	1	38	27	385	2	48	27-41-2	385	2	48	5	80	0	23	2	36	0	27	506
Oct 25	at Rice	46	188	3	35	13	233	1	88	13-26-0	233	1	88	1	10	0	10	2	22	0	20	421
Nov 06	FLORIDA ATLANTIC	32	95	0	19	15	182	1	34	15-31-1	182	1	34	5	85	0	25	5	47	0	20	197
Nov 15	at UTEP	46	351	5	54	8	87	0	28	8-11-0	87	0	28	1	16	0	16	5	67	0	31	438
Nov 22	FIU	30	91	0	18	11	56	0	15	11-25-3	56	0	15	3	54	0	25	1	74	1	74	147
Nov 29	at UTSA	33	175	3	47	18	277	2	39	18-29-0	277	2	39	1	24	0	24	4	21	0	14	452
Opponents		447	1941	22	74	216	2482	19	488	216-362-12	2482	19	488	41	671	0	288	33	368	1	74	4438
		472	1838	21	65	181	2073	13	51	181-331-13	2073	13	51	33	767	1	100	38	298	1	75	3911

Games played: 12
 Avg per rush: 4.3
 Avg per catch: 11.5
 Pass efficiency: 128.18
 Kick ret avg: 16.4
 Punt ret avg: 10.7
 All purpose avg/game: 474.5
 Total offense avg/game: 389.4

Date	Opponent	Tackles				Sacks		Fumbles		Pass Defense			Int'l		PNT Attempts			off			
		tot	s	total	ff-yds	tot	yds	ff	ff-yds	int-yds	qbs	hwrp	total	kick	kick	rock	scv		scf	tk	yds
Aug 30	at Texas	34	24	58	7.0-37	4.8-34	0	0-0	4-68	2	3	0	0	5-5	0	0	0	0	0	14	38
Sep 06	SMU	36	58	94	4.0-22	1.0-16	1	0-0	0-0	0	2	0	0	0-0	0	0	0	0	0	0	6
Sep 11	LATECH	41	34	75	4.0-20	2.8-14	3	2-61	0-0	0	4	0	0	6-6	0	0	0	0	0	14	42
Sep 20	NICHOLLS	31	34	65	1.0-1	0.0-0	1	1-0	0-0	0	2	0	0	0-0	0	0	0	0	0	0	3
Oct 04	at Indiana	49	8	57	5.0-22	2.8-12	0	0-0	2-0	0	7	0	0	7-7	0	0	0	0	0	7	49
Oct 11	at UAB	59	12	71	10.0-53	5.0-38	3	3-43	2-31	3	5	0	0	8-8	0	0	0	0	0	35	56
Oct 18	SOUTHERN MISS	31	18	49	4.0-20	2.8-18	0	0-0	0-0	0	3	0	0	3-3	0	0	0	0	0	0	30
Oct 25	at Rice	38	12	50	9.0-56	4.0-46	2	1-0	1-60	3	6	0	0	5-5	0	0	0	0	10	41	
Nov 06	FLORIDA ATLANTIC	43	36	79	5.0-16	0.8-0	0	1-0	1-0	0	1	0	0	1-1	0	0	0	0	3	10	
Nov 15	at UTEP	27	40	67	11.0-45	3.0-30	0	0-0	1-7	4	3	0	0	5-5	0	0	0	0	0	35	
Nov 22	FIU	44	26	70	8.0-22	1.8-7	0	0-0	2-71	0	0	0	0	2-2	0	0	0	0	0	7	14
Nov 29	at UTSA	41	34	75	3.0-3	0.0-0	2	1-0	0-0	4	7	0	0	4-5	0	0	0	0	0	34	
Opponents		474	336	810	71.0-317	25.0-215	12	9-104	13-237	16	43	0	0	46-47	0	0	0	0	0	90	358
		475	322	797	69.0-295	33.0-191	10	10-40	12-198	7	30	2	0	39-39	0	1	0	0	88	326	

Date	Opponent	Rushing							Field Goals			Kicks						
		at	yds	avg	long	td	ff	fc	50+	20	made	attd	long	td	re.	yds	avg	td
Aug 30	at Texas	5	191	38.2	51	0	1	1	1	2	1-2	34	0	7	441	63.0	5	1
Sep 06	SMU	6	238	39.7	46	0	0	0	0	1	0-0	0	0	1	77	77.0	0	0
Sep 11	LATECH	6	343	40.5	51	0	0	0	1	2	0-1	0	0	7	427	61.0	0	0
Sep 20	NICHOLLS	10	343	34.3	51	2	0	1	2	2	1-1	23	0	2	113	56.5	0	0
Oct 04	at Indiana	4	170	42.5	46	0	1	0	0	2	0-0	0	0	7	447	63.9	4	1
Oct 11	at UAB	4	161	40.2	45	0	0	2	0	2	0-0	0	0	9	612	68.0	2	0
Oct 18	SOUTHERN MISS	2	79	39.5	45	0	0	0	0	0	3-3	38	0	6	373	62.2	5	0
Oct 25	at Rice	5	228	45.6	62	0	0	1	2	0	2-2	27	0	8	520	65.0	6	0
Nov 06	FLORIDA ATLANTIC	9	373	41.4	61	0	1	1	2	2	1-1	41	0	3	174	58.0	1	1
Nov 15	at UTEP	4	194	48.5	56	0	0	0	1	1	0-0	0	0	6	385	64.2	4	0
Nov 22	FIU	8	336	42.0	47	0	1	1	0	0	0-0	0	0	3	164	54.7	0	0
Nov 29	at UTSA	6	227	37.8	54	0	0	1	2	2	0-0	0	0	6	381	63.5	2	0
Opponents		63	2783	40.3	62	2	4	8	11	16	8-10	41	0	67	4114	62.3	29	3
		73	3156	43.2	71	0	5	21	12	15	15-17	47	0	67	4186	62.5	23	2



2014 Game-by-Game Stats

	Tm. Rushing (Att.-Yds.-TDs)		Tm. Passing (Att.-Comp.-Yds.-Int-TDs)		Tm. Total Offense		Tm. First Downs		Fumbles-Lost	
	NT	Opp	NT	Opp	NT	Opp	NT	Opp	NT	Opp
	at Texas	43-79-0	40-163-3	17-3-15-4-0	34-19-190-0-1	94	353	8	18	2-0
vs. SMU	55-245-3	14-10-0	17-12-108-0-0	45-24-266-2-1	353	274	17	17	2-0	3-3
vs. La Tech	36-104-3	30-98-1	34-18-175-0-0	36-23-260-1-5	279	358	18	21	4-2	0-0
vs. Nicholls	38-324-5	42-78-0	17-13-202-0-3	32-17-166-3-0	526	244	14	20	1-1	0-0
at Indiana	35-143-0	44-363-4	34-18-205-2-3	29-23-230-0-3	348	593	22	22	0-0	2-1
at UAB	43-160-1	50-132-3	36-20-291-2-2	22-17-316-0-2	451	448	24	19	3-3	0-0
vs. Southern Miss	26-108-2	41-201-1	35-20-287-0-0	41-27-305-2-2	395	506	21	30	0-0	1-0
at Rice	26-33-1	46-188-3	34-16-190-1-1	26-13-233-0-1	216	421	16	20	3-1	1-0
vs. Florida Atlantic	52-235-3	32-95-0	17-13-107-1-1	31-15-102-1-1	342	197	19	12	1-1	1-1
at UTEP	30-100-1	46-351-5	27-15-101-1-1	11-8-87-0-0	201	438	13	18	1-0	1-1
vs. FIU	44-161-1	30-91-0	20-9-105-2-1	25-11-56-3-0	266	147	16	12	0-0	3-0
at UTSA	37-150-1	33-175-3	43-24-287-0-1	29-18-277-0-2	437	452	19	19	3-1	4-2

Individual Rushing (Att.-Yds.-TD)

	Jimmerson	Wilson	Pegram
at Texas	9-30-0	5-22-0	15-50-0
vs. SMU	15-47-1	14-56-0	21-81-1
vs. La Tech	7-34-1	3-16-0	7-21-0
vs. Nicholls	4-30-0	---	8-62-2
at Indiana	12-83-0	---	6-14-0
at UAB	13-104-1	---	10-24-0
vs. Southern Miss	13-57-1	2-11-0	6-37-1
at Rice	15-39-0	1-0-0	7-20-0
vs. Florida Atlantic	17-111-1	1-5-0	24-89-0
at UTEP	8-21-0	4-8-0	5-2-0
vs. FIU	7-33-0	1-1-0	26-114-1
at UTSA	---	19-105-0	10-15-0

Individual Passing (Att.-Comp.-Yds.-Int.-TD)

	Greer	McNulty	Williams
at Texas	11-2-8-2-0	6-1-7-2-0	---
vs. SMU	12-9-86-0-0	5-3-22-0-0	---
vs. La Tech	27-13-77-0-0	---	7-5-98-0-0
vs. Nicholls	---	3-2-26-0-0	14-11-176-0-3
at Indiana	---	---	34-18-205-2-3
at UAB	---	14-9-167-0-1	21-11-124-2-1
vs. Southern Miss	---	35-20-287-0-0	---
at Rice	---	33-15-186-1-1	1-1-4-0-0
vs. Florida Atlantic	---	16-12-107-1-1	---
at UTEP	---	27-15-101-1-1	---
vs. FIU	---	20-9-105-2-1	---
at UTSA	---	43-24-287-0-1	---

Individual Receiving (Rec.-Yds.-TD)

	Harris	Kidsy	Terrell	M. Smith	Smiley	Caldwell
at Texas	0-0-0	0-0-0	0-0-0	0-0-0	0-0-0	2-11-0
vs. SMU	4-36-0	3-31-0	2-27-0	1-8-0	0-0-0	0-0-0
vs. La Tech	4-37-0	3-23-0	1-9-0	1-10-0	2-50-0	3-40-0
vs. Nicholls	5-69-1	1-25-0	1-5-0	2-55-1	2-13-0	0-0-0
at Indiana	11-120-1	2-13-0	1-8-0	1-20-1	0-0-0	0-0-0
at UAB	3-80-0	3-42-0	4-38-0	2-18-1	4-77-1	1-11-0
vs. Southern Miss	15-216-0	0-0-0	2-34-0	0-0-0	0-0-0	1-23-0
at Rice	3-65-1	1-4-0	4-43-0	0-0-0	2-15-0	2-39-0
vs. Florida Atlantic	6-41-0	0-0-0	2-20-0	2-36-1	1-2-0	0-0-0
at UTEP	6-43-0	0-0-0	2-14-0	1-12-0	1-6-0	3-2-0
vs. FIU	3-25-0	1-8-0	2-25-0	2-29-1	1-18-0	0-0-0
at UTSA	10-131-0	1-2-0	5-78-0	3-50-1	1-14-0	1-3-0



2014 Game-by-Game Stats

INDIVIDUAL LEADERS BY GAME

Game	Rushing (att-yds-td)	Passing (att-comp-yds-td)	Receiving (rec-yds-td)	Tackles
at Texas	Pegram (15-50-0)	Greer (11-2-8-0)	Caldwell (2-11-0)	Wade (9)
vs. SMU	Pegram (21-81-1)	Greer (12-9-86-0)	Harris (4-36-0)	Tackles (6)
vs. La Tech	Evans (9-40-1)	Williams (7-5-98-0)	Harris (4-37-0)	Akunne (10)
vs. Nicholls	Williams (4-68-2)	Williams (14-11-176-3)	Harris (5-69-1)	Polk (7)
at Indiana	Jimmerson (12-83-0)	Williams (34-18-205-3)	Harris (11-120-1)	Akunne (14)
at UAB	Jimmerson (13-104-1)	McNulty (14-9-167-1)	Smiley (4-77-1)	Akunne (17)
vs. Southern Miss	Jimmerson (13-57-1)	McNulty (35-20-287-0)	Harris (15-216-0)	Akunne (14)
at Rice	Jimmerson (15-39-0)	McNulty (33-15-186-1)	Harris (3-65-1)	Akunne (8)
vs. Florida Atlantic	Jimmerson (17-111-1)	McNulty (16-12-107-1)	Harris (6-41-0)	Akunne (10)
at UTEP	McNulty (12-67-0)	McNulty (27-15-101-1)	Harris (6-43-0)	Lee (10)
vs. FIU	Pegram (26-114-1)	McNulty (20-9-105-1)	Harris (3-25-0)	Akunne (9)
at UTSA	Wilson (19-105-0)	McNulty (43-24-287-1)	Harris (10-131-0)	Akunne (7)

OPPONENT INDIVIDUAL LEADERS BY GAME

Game	Rushing (att-yds-td)	Passing (att-comp-yds-td)	Receiving (rec-yds-td)	Tackles
at Texas	Gray (16-82-0)	Ash (34-19-190-1)	Harris (7-110-1)	Reed (6)
vs. SMU	Pope (8-31-0)	Cassel (21-11-134-1)	Thompson (6-74-0)	Yenga (9)
vs. La Tech	Dixon (19-75-1)	Sokol (31-20-243-5)	Taylor (5-54-1)	Thomason (7)
vs. Nicholls	Henry (19-95-0)	Hebert (16-10-116-1)	Bolt (4-38-0)	Sanders (9)
at Indiana	Coleman (17-150-1)	Sudfeld (29-23-230-3)	Wynn (5-127-2)	Clark (6)
at UAB	Howard (16-67-1)	Clements (22-17-316-2)	Nelson (4-104-1)	Davis (10)
vs. Southern Miss	Smith (12-95-0)	Mullens (41-27-305-2)	Richard (8-71-0)	Johnson (7)
at Rice	Dillard (13-80-1)	Jackson (26-13-233-1)	Taylor (4-137-1)	Finner (5)
vs. Florida Atlantic	Gaskins (10-38-0)	Johnson (25-14-99-1)	Whitehead (4-18-0)	Ward (11)
at UTEP	Jones (16-177-2)	Showers (11-8-87-0)	Golden (3-50-0)	Musgrave (8)
vs. FIU	Samuel (14-89-0)	McGough (25-11-56-0)	Smith (4-15-0)	Davis (12)
at UTSA	Glasco II (15-99-1)	Carter (29-18-277-2)	Harrison (4-28-0)	Egwuagu (8)

CONFERENCE USA CONFERENCE PLAYERS OF THE WEEK

Week	Offense	Defense	Special Teams
Sept. 1	Brandon Doughty (WKU)	Jens Jeters (UTSA)	Richard Leonard (FIU)
Sept. 8	Kenneth Dixon (La Tech)	Wonderful Terry (WKU)	Trevor Moore (North Texas)
Sept. 15	Bradon Doughty (WKU)	D.J. Simon (Old Dominion)	Cody Clark (MTSU)
Sept. 22	Taylor Heinicke (Old Dominion)	Dasman McCullum (Southern Miss)	Darvin Kidsy (North Texas)
Sept. 29	Jaquez Johnson (Florida Atlantic)	Richard Leonard (FIU)	Kevin Byard (MTSU)
Oct. 6	Devon Johnson (Marshall)	Richard Leonard (FIU)	J.J. Nelson (UAB)
Oct. 13	Rakeem Kato (Marshall)/Cody Clements (UAB)	Robert Singletary (UTSA)	Sean Ianno (UTSA)
Oct. 20	Carlos Harris (North Texas)	Terrell Pinson (Louisiana Tech)	Corey Acosta (Southern Miss)
Oct. 27	Devon Johnson (Marshall)	Jermaine Holmes (Marshall)	J.J. Nelson (UAB)
Nov. 3	Cody Sokol (Louisiana Tech)	Zach Patt (Rice)	Autrey Golden (UTEP)
Nov. 10	Brandon Doughty (WKU)	Wonderful Terry (WKU)	J.J. Nelson (UAB)
Nov. 17	Leon Allen (WKU)	Davison Colimon (FIU)	Sean Ianno (UTSA)
Nov. 24	Reggie Whatley (MTSU)	Neville Hewitt (Marshall)	Richie Leonard (FIU)



2014 Game-by-Game Starters

2014 STARTING LINEUPS

OFFENSE

Game	LT	LG	C	RG	RT	WR	WR	WR	TE	RB	QB
at Texas	Johnson	Y'Barbo	Kirby	McKinney	Lemon	Terrell	Harris	T. Smith	M. Smith	Pegram	Greer
vs. SMU	Johnson	Y'Barbo	Kirby	McKinney	Lemon	Terrell	Harris	Lynn	M. Smith	Pegram	Greer
vs. La Tech	Johnson	Y'Barbo	Kirby	McKinney	Lemon	Terrell	Harris	Lynn	M. Smith	Wilson	Greer
vs. Nicholls	Johnson	Y'Barbo	Kirby	McKinney	Lemon	Terrell	Harris	Kidsy	M. Smith	Pegram	Williams
at Indiana	Johnson	Y'Barbo	Kirby	McKinney	Lemon	Terrell	Harris	Kidsy	M. Smith	Pegram	Williams
at UAB	Johnson	Y'Barbo	Kirby	McKinney	Lemon	Terrell	Harris	Kidsy	Caldwell	Evans	Williams
vs. Southern Miss	Johnson	Y'Barbo	Kirby	McKinney	Lemon	Terrell	Harris	Kidsy	M. Smith	Jimmerson	McNulty
at Rice	Johnson	Y'Barbo	Kirby	McKinney	Lemon	Terrell	Harris	Kidsy	Smiley	Jimmerson	McNulty
vs. Florida Atlantic	Johnson	Y'Barbo	Kirby	McKinney	Lemon	Terrell	Harris	T. Smith	M. Smith	Pegram	McNulty
at UTEP	Johnson	Y'Barbo	Kirby	McKinney	Lemon	Terrell	Harris	T. Smith	Smiley	Jimmerson	McNulty
vs. FIU	Banogu	Y'Barbo	Kirby	McKinney	Lemon	Terrell	Harris	T. Smith	M. Smith	Pegram	McNulty
at UTSA	Banogu	Y'Barbo	Kirby	McKinney	Lemon	Smiley	Harris	T. Smith	M. Smith	Pegram	McNulty

DEFENSE

Game	DE	DT	DT	DE	LOLB	MLB	ROLB	CB	CB	FS	SS
at Texas	Polk	Watson	Lincoln	Roberts	Akunne	Scott	Ellis	Buyers	Jones	Wade	Lee
vs. SMU	Polk	Watson	Lincoln	Roberts	Akunne	Scott	Ellis	Buyers	Jones	Wade	Lee
vs. La Tech	Polk	Wallace	Lincoln	Roberts	Akunne	Scott	Ellis	Buyers	Jones	Wade	Lee
vs. Nicholls	Polk	Wallace	Lincoln	Dilonga	Akunne	Scott	Ellis	Buyers	Jones	Wade	Lee
at Indiana	Polk	Wallace	Lincoln	Dilonga	Akunne	Scott	Ellis	Buyers	Jones	Wade	Lee
at UAB	Polk	Wallace	Lincoln	Dilonga	Akunne	Scott	Ellis	Buyers	Jones	Wade	Schilleci
vs. Southern Miss	Polk	Wallace	Orr	Mason	Akunne	Scott	Marshall	Buyers	Jones	McClain	Lee
at Rice	Polk	Wallace	Orr	Mason	Akunne	Scott	Marshall	Buyers	Jones	McClain	Lee
vs. Florida Atlantic	Polk	Wallace	Orr	Mason	Akunne	Scott	Marshall	Buyers	Jones	McClain	Lee
at UTEP	Polk	Orr	Lincoln	Mason	Akunne	Scott	Minor	Buyers	Jones	Wade	Lee
vs. FIU	Roberts	Wallace	Orr	Mason	Akunne	Scott	Minor	Buyers	Jones	Wade	Lee
at UTSA	Roberts	Wallace	Orr	Mason	Akunne	Scott	Minor	Buyers	Jones	Wade	Lee