



2013

NORTH TEXAS FOOTBALL

FACT AND RECORDS BOOK

MEAN GREENTM

FOOTBALL



2013

NORTH TEXAS FOOTBALL

FACT AND RECORDS BOOK

MEAN GREENTM
FOOTBALL

North Texas Athletics Department

1301 S. Bonnie Brae
Denton, TX 76207
Office: (940) 565-2662

Shipping Address - Use this for overnight - FED EX / UPS
1301 S. Bonnie Brae
Denton, TX 76207

Mailing Address - US Postal Service ONLY
1155 Union Circle #311397
Denton, TX 76203

www.meangreensports.com

Credits: the North Texas Media Relations Department

Photography: Rick Yeatts

Mean Green Mission Statement

- * To Promote and monitor the educational achievement and personal growth of student-athletes, emphasizing that their educational growth and development is the primary purpose of intercollegiate athletics
- * To conduct an athletics program that protects and enhances the physical and educational welfare of student-athletes
- * To provide fair and equitable opportunity for all student-athletes and staff participating in intercollegiate sport activities, regardless of gender or ethnicity
- * To promote the principles of good sportsmanship and honesty in compliance with the University of North Texas, state, NCAA and conference regulations
- * To conduct a competitive athletics program that promotes faculty, staff, student and community affiliation with the University of North Texas
- * To serve the community through public service and outreach activities which positively reflect on the University of North Texas and promote good will in the community.



2013 Team Information

2012 Record.....4-8
 Conference Record/Finish3-5 /T6th
 Basic Offense.....Spread
 Basic Defense4-3

Lettermen Returning38
Offense: 15; Defense: 21; Specialist: 2

Lettermen Lost.....13
Offense: 9; Defense: 3, Specialist: 1

Starters Returning16
Offense: 8; Defense: 8; Specialist: 2

Starters Lost.....6
Offense: 3; Defense: 3; Specialist: 2

↳ **Offensive Starters Returning (8)**

Pos.	Name	Ht.	Wt.	Yr-Lt.	Career Starts
QB	Derek Thompson	6-4	218	Sr.-3L	24
RB	Brandin Byrd	5-10	223	Sr.-3L	12
OL	Antonio Johnson	6-6	294	Jr.-2L	23
OL	Cyril Lemon	6-3	304	Jr.-2L	24
OL	Mason Y'Barbo	6-2	307	Jr.-1L	24
WR	Brelan Chancellor	5-9	186	Sr.-3L	15
WR	Carlos Harris	5-8	172	So.-1L	2
TE	Drew Miller	6-1	258	Sr.-3L	11

↳ **Defensive Starters Returning (8)**

Pos.	Name	Ht.	Wt.	Yr-Lt.	Career Starts
DE	Brandon McCoy	6-2	257	Sr.-2L	21
DT	Alexander Lincoln	6-2	267	Jr.-2L	6
LB	Zachary Orr	6-0	240	Sr.-3L	22
LB	Derek Akunne	6-0	244	Jr.-2L	14
DB	Zac Whitfield	5-9	190	So.-1L	12
DB	Marcus Trice	5-8	193	Sr.-1L	12
DB	Lairamie Lee	5-10	195	Jr.-2L	9
DB	Hilbert Jackson	6-1	185	Sr.-3L	12

↳ **Specialist Returning (2)**

Pos.	Name	Ht.	Wt.	Yr-Lt.	Career Games
K	Zach Olen	5-9	221	Sr.-3L	36
DS	Blake Dunham	6-1	223	Jr.-1L	12

↳ **Mean Green 2012 Results**

Date	Opponent	Results	Atten.
Sept. 1	at No. 3 LSU	L, 41-14	92,059
Sept. 8	vs. Texas Southern	W, 34-7	22,259
Sept. 15	at No. 14 Kansas State	L, 35-21	50,290
Sept. 22	vs. Troy*	L, 14-7	21,823
Sept. 29	at Florida Atlantic*	W, 20-14	13,888
Oct. 6	at Houston	L, 44-21	25,476
Oct. 16	vs. Louisiana-Lafayette*	W, 30-23	17,055
Oct. 27	at Middle Tennessee*	L, 38-21	14,102
Nov. 3	vs. Arkansas State*	L, 37-19	17,534
Nov. 10	vs. South Alabama*	W, 24-14	15,963
Nov. 17	at ULM*	L, 42-16	14,079
Nov. 24	at WKU*	L, 25-24	11,074

*Sun Belt Conference Game

2 PROFILES

Head Coach 2
 Assistant Coaches 3
 2013 Numerical Roster 6
 2013 Alphabetical Roster 8
 Profiles..... 10
 Newcomers..... 26

30 OPPONENTS

2013 Opponents 30
 All-Time Results 32

34 2012 IN REVIEW

Results and Statistics 34
 Individual Statistics 35
 Final Defensive Statistics 38
 Superlatives 39
 Game-By-Game Comparisons 41
 Starting Lineups 42
 Game Leaders 43
 Box Scores 44
 Honors and Awards 50

51 HISTORY

Postseason 51
 Letterwinners 55
 Mean Green In The NFL 60
 All-Americans 61
 All-Conference Selections 62
 Conference Award Winners 65

66 RECORDS

Scoring 66
 Rushing 68
 Passing 71
 Receiving 74
 Total Offense 76
 All-Purpose Yards 77
 Punting and Kicking 78
 Kicking 79
 Returns 80
 Defense 81
 Misc. and NCAA Leaders 83
 Conference Records 84
 Conference Annual Leaders 85
 Annual Team Statistics 86
 vs. Ranked Opponents 87
 All-Time Results 88
 Coaching Records 93
 Home Stadium Records 95
 Apogee Stadium Records 97

98 MEDIA

Information 98



PROFILES

↳ head coach



Dan McCarney

Head Coach

Third Year ▶ Iowa '75

Two years into his rebuilding project, North Texas head football coach Dan McCarney is beginning to see familiar signs of a program on the mend. He saw it at Iowa when he coached for Hall of Fame head coach Hayden Fry, where they took a team from the bottom of the Big 10 to a conference championship and Rose Bowl appearance.

He saw it at Wisconsin, where McCarney went with Barry Alvarez, taking a downtrodden program and turning it into a Big 10 champion and Rose Bowl winner. And he saw it up close at Iowa State where he took a team that was winless the year before his arrival and turned it into program that went to five bowl games in his last seven years.

According to McCarney, the signs of a turnaround are beginning to emerge at North Texas. He sees a team that invites discipline and accountability. He sees a team that doesn't hold a sense of entitlement. He sees a team that understands that academic success can translate to success on the field. He sees a team that has mastered the intangibles of success: effort, toughness and the ability to communicate. Lastly he sees a team taking ownership in the turnaround, understanding that they will be the ones that initiate the change in culture.

He has also won some games along the way. None of the previous four North Texas coaches won more games in their first two years than McCarney. McCarney's seven wins at Apogee Stadium in his first two years is the best start by a North Texas coach at home since Rod Rust won eight home games in 1967 and 1968.

He defeated a Big 10 Conference opponent for the first time in school history. He defeated a team that won nine games and a New Orleans Bowl championship in Louisiana-Lafayette. He gave the No. 5 team in the nation and Big 12 Conference champion Kansas State one of its toughest games of the year.

The academic improvement under McCarney is perhaps more impressive than what has happened on the field. The football team GPA for the fall of 2012 was the highest it has ever been since the measurement began being recorded in the mid-1990s. McCarney had more than half his team make the honor roll last fall, with 45 players earning a 3.0 or higher.

With more than 30 years of college coaching experience, including 13 years as head coach at Iowa State University, McCarney, 59, is an established leader. He came to North Texas after serving as the assistant head coach at the University of Florida where he had been since 2008.

McCarney began his coaching career at the University of Iowa, where he was an assistant under Fry for 11 years. He continued his career as the defensive coordinator at the University of Wisconsin under Alvarez, directing some of the best defensive teams in that schools history.

In his 11 years with Fry at Iowa, their teams went to eight bowl games after not having a winning season the previous 19 years. At Wisconsin, McCarney helped turn a team that had won 10 games in five years into a Big 10 Conference championship and Rose Bowl appearance in his fourth year.

McCarney took over as head coach at Iowa State in 1995, assuming responsibility of a program that had enjoyed just three winning seasons in the 16 years prior to his arrival.

The year before McCarney became head coach at Iowa State, the Cyclones suffered through an 0-10-1 record. His rebuilding process at Iowa State took five years, but, in his sixth season, he became the first head coach in the previous 94 years at Iowa State to win nine games in a season and gave the Cyclones their first-ever bowl victory and first bowl appearance in 23 years.

McCarney led Iowa State to five bowl games from 2000-05 and was named Big 12 Conference Coach of the Year in 2004 when his team earned a Big 12 North co-championship. In 119 years of football at Iowa State, only 17 teams have won seven or more games in a season and McCarney coached five of those.

McCarney remains the longest-tenured (141 games) and winningest (56 victories) head football coach in Iowa State history. His overall record in 13 years as the Cyclones head coach is 61-92.

After leaving Iowa State, McCarney spent one season as the assistant head coach at the University of South Florida, where his defensive line ranked third in the nation in tackles for loss. From 2008-10 at the University of Florida, McCarney helped guide the team to two Southeastern Conference Championship games and three bowl appearances.

His 2008 Florida team finished with a 13-1 record and won the BCS National Championship behind a defense that ranked fourth in the nation in scoring defense and ninth nationally in total defense.

In all, McCarney has coached in 20 bowl games in 35 years as a collegiate coach, five of which are current BCS bowls. He has coached 22 players that have been drafted by the NFL, including nine that have gone in the first three rounds.

McCarney is a 1975 graduate of the University of Iowa where he was a three-year letterman on the offensive line and a team captain in 1974. He is married to his wife Margy and has three children, Jillian, Melanie and Shane.

McCarney Quick Facts

Age: 60
 Alma Mater: Iowa ('75)
 Record: 9-15 (third year)
 Overall Record: 65-100 (15th year)
 Previous Job: Assistant Head Coach, Defense/Defensive Line Coach at Florida
 Playing Experience: Offensive Lineman at Iowa (1971-74)
 Family: Married to Margy. Has three children: Jillian, Melanie, Shane.

McCarney Coaching Experience

Year	School	Position
2011-Pres	North Texas	Head Coach
2008-10	Florida	Ast. HC/DL
2007	South Florida	Ast. HC/DL
1995-06	Iowa State	Head Coach
1990-94	Wisconsin	D. Coord./DL
1979-89	Iowa	Def. Line

McCarney Year-by-Year

Year	School	Record	Bowl
1995	Iowa State	3-8	
1996	Iowa State	2-9	
1997	Iowa State	1-10	
1998	Iowa State	3-8	
1999	Iowa State	4-7	
2000	Iowa State	9-3	W, Insight.com
2001	Iowa State	7-5	L, Independence
2002	Iowa State	7-7	L, Humanitarian
2003	Iowa State	2-10	
2004	Iowa State	7-5	W, Independence
2005	Iowa State	7-5	L, Houston
2006	Iowa State	4-8	
2011	North Texas	5-7	
2012	North Texas	4-8	
Total:		65-100	



Mike Canales

Associate Head Coach

Fourth Year ▶ Offensive Coordinator/Quarterbacks

CANALES COACHING EXPERIENCE

2010-Present	North Texas	Associate HC/Offensive Coord./QBs
2007-09	South Florida	Offensive Coordinator/QBs
2004-06	Arizona	Offensive Coordinator/QBs
2003	NY Jets	Wide Receivers
2001-02	N.C. State	QB's/Passing Game Coordinator
1996-00	South Florida	Offensive Coordinator/QBs
1995	Pacific	Quarterbacks
1987-94	Snow College	Offensive Coordinator/QBs
1985-86	BYU	GA/Quarterbacks



Mike Grant

Assistant Coach

Third Year ▶ Wide Receivers

GRANT COACHING EXPERIENCE

2011-Present	North Texas	Running Backs/Wide Receivers
2008-10	Western Michigan	Assistant HC/Wide Receivers
2007	Southern Miss	Wide Receivers
1998-06	Iowa State	Wide Receivers/Running Backs
1997	James Madison	Tight Ends/Wide Receivers
1994-97	Nebraska	Graduate Assistant



Jon Skladany

Defensive Coordinator

Second Year ▶ Linebackers

SKLADANY COACHING EXPERIENCE

2012-Pres	North Texas	Defensive Coordinator/LBs
2010-11	UCF	Defensive Coordinator/LBs
2008-09	Houston	Defensive Coordinator/Safeties
2007	UCF	Defensive Coordinator
1997-06	Iowa State	Defensive Coordinator
1993-95	Colorado State	Defensive Line/Special Teams
1990-92	Northern Arizona	Secondary/Defensive Line
1985-89	Ohio	Defensive Coordinator (88-89), Secondary
1981-84	Maine	Defensive Assistant



Noah Joseph

Assistant Coach

Second Year ▶ Safeties/
Recruiting Coordinator

JOSEPH COACHING EXPERIENCE

2012-Present	North Texas	Safeties/Recruiting Coordinator
2011	Montana St.	Co-Defensive Coord./Recruiting Coord.
2007-2011	Montana St.	Secondary/Recruiting Coordinator
2003-06	Eastern Illinois	Secondary
2002	Iowa State	Graduate Assistant
2001	Eastern Kentucky	Graduate Assistant
2000	Drake	Graduate Assistant



PROFILES

↳ assistant coaches



Mike Nelson

Assistant Coach

Fifth Year ▶ Defensive Line



Nick Quartaro

Assistant Head Coach

Third Year ▶ Tight Ends

NELSON COACHING EXPERIENCE

2009-Present	North Texas	Defensive Line
2008	San Diego State	Defensive Line
2007	Hamilton Tiger Cats	Defensive Line
1997-06	Iowa State	Defensive Line
1996	Oregon State	Defensive Line
1993-95	Rutgers	Defensive Line
1992	Edmonton Eskimos	Defensive Front
1990-92	Stanford	Defensive Line
1989	Kansas State	Defensive Line
1987-88	San Diego State	Defensive Line/Inside Linebackers
1985-86	Missouri	Defensive Line
1983-84	Edmonton Eskimos	Defensive Front
1978-82	Wisconsin	Outside Linebackers
1977-78	Ball State	Linebackers
1975-76	Virginia	Secondary
1973-74	Dayton	Defensive Line/Linebackers
1972	Norfolk State	Defensive Coordinator/Linebackers

QUARTARO COACHING EXPERIENCE

2011-Present	North Texas	Wide Receivers/Tight Ends
2002-06	Kansas	Associate HC/Offensive Coordinator
1998-01	Iowa State	Assistant HC/Wide Receivers
1994-97	Fordham	Head Coach
1989-94	Kansas State	Associate HC/Tight Ends/Special Teams
1986-88	Drake	Head Coach
1981-85	Northwestern	Defensive Assistant/Special Teams
1980-81	Newhampton HS	Head Coach
1979	Hobart College	Wide Receivers
1978	Iowa	Graduate Assistant
1977	Hobart College	Defensive Backs



Tommy Perry

Assistant Coach

First Year ▶ Running Backs/
Special Teams Coordinator



Mike Simmonds

Assistant Coach

Third Year ▶ Offensive Line

PERRY COACHING EXPERIENCE

2013	North Texas	Running Backs/Special Teams
2009-12	South Alabama	Running Backs/Special Teams
2006-08	Alabama	Graduate Assistant
2006	Amsterdam Admirals (NFL Europe)	Strength & Conditioning
2004-05	Texas A&M-Commerce	Graduate Assistant
2004	Texas	Assistant Strength and Conditioning

SIMMONDS COACHING EXPERIENCE

2011-Present	North Texas	Offensive Line
2010	Indiana State	Offensive Line
2007-09	South Florida	Offensive Line
2006	South Florida	Graduate Assistant
1998-05	Jefferson HS (Tampa)	Head Coach
1992-97	Hillsborough HS (Tampa)	Head Coach/OL



Ryan Walters

Assistant Coach

First Year ▶ Cornerbacks



Frank Wintrich

Strength Coach

Third Year ▶ Strength Coach

WALTERS COACHING EXPERIENCE

2013	North Texas	Cornerbacks
2012	Oklahoma	Graduate Assistant
2010-11	Arizona	Cornerbacks/Graduate Assistant
2009	Colorado	Student Assistant Coach

WINTRICH COACHING EXPERIENCE

2011-Present	North Texas	Director of Football Performance
2008-11	South Florida	Associate Director Of Strength
2006-08	The Citadel	Director Of Athletic Development
2004-06	Utah State	Assistant Strength Coach
2003-04	Arizona St.	Coaching Assistant-Sports Performance
2002-03	Hardin-Simmons	Head Strength Coach



Scotty Conley

Director of Operations

Fifth Year ▶
Director of Operations

CONLEY COACHING EXPERIENCE

2009-Present	North Texas	Director of Football Operations
2004-09	Texas A&M-Commerce	Head Coach
2000-02	Navy	Special Teams/Linebackers
1996-00	Trinity Valley College	Head Coach
1993-96	Howard Payne	Special Teams/Defensive Backs
1990-93	Arkansas	Special Teams/Tight Ends/LBs
1989	Rice	Running Backs
1988	Tennessee	Running Backs
1987	Kansas	Linebackers
1982-86	Texas	Linebackers
1980-82	Texas A&M	Running Backs
1974-80	Plano Senior High (Texas)	Head Coach
1972-74	Mt. Vernon High School (Texas)	Head Coach



PROFILES

↳ 2013 numerical roster

No.	Name	Pos.	Ht.	Wt.	Cl.	Exp.	Hometown (Previous School)
1	Evans, Zed	DB	5-11	198	Jr.	TR	Dallas, Texas (Louisville)
1	Smiley, Turner	WR	6-0	187	Fr.	HS	Frisco, Texas (Wakeland HS)
2	Johnson, D.Q.	DB	5-11	188	Sr.	SQ	Des Moines, Iowa (Iowa Western CC)
2	Pegram, Reggie	RB	5-9	221	Jr.	TR	Terrell, Texas (Purdue)
3	Chancellor, Brelan	WR	5-9	186	Sr.	3L	Copperas Cove, Texas (Copperas Cove HS)
3	Minor, Calvin	LB	6-3	207	Fr.	HS	Lewisville, Texas (Lewisville HS)
4	Kidsy, Darwin	WR	6-0	174	Fr.	HS	Missouri City, Texas (Elkins HS)
4	Lewis, Mark	RB	5-10	210	Fr.	RS	Livonia, Louisiana (Livonia HS)
5	Busby, David	DB	5-11	188	So.	1L	Coppell, Texas (Coppell HS)
5	McNulty, Andrew	QB	6-1	210	So.	1L	Iowa City, Iowa (Iowa City HS)
6	Jackson, Hilbert	DB	6-1	185	Sr.	3L	Rowlett, Texas (Rowlett HS)
6	Williams, Dajon	QB	6-3	199	Fr.	HS	Pflugerville, Texas (Connally HS)
7	Akunne, Derek	LB	6-0	244	Jr.	2L	Garland, Texas (North Garland HS)
7	Thompson, Derek	QB	6-4	218	Sr.	3L	Glen Rose, Texas (Glen Rose HS)
8	Trice, Marcus	DB	5-8	193	Sr.	1L	Mesquite, Texas (Oklahoma)
8	Jones, Cooper	TE	6-4	243	So.	SQ	Lone Oak, Texas (Lone Oak HS)
9	Harris, Carlos	WR	5-8	172	So.	1L	Frisco, Texas (Frisco HS)
9	Johnson, Brandon	WR	6-0	208	Jr.	TR	DeSoto, Texas (DeSoto HS)
10	Schilleci, John	DB	6-0	193	Fr.	HS	Denton, Texas (Guyer HS)
10	Teegarden, Derrick	WR	6-0	204	Jr.	1L	Odessa, Texas (Odessa HS)
11	Terrell, Darius	WR	6-3	212	Jr.	TR	DeSoto, Texas (Texas)
11	Wright, Will	LB	6-2	221	Sr.	3L	Garland, Texas (South Garland HS)
13	Davis, Jeff	QB	6-1	185	Fr.	HS	Frisco, Texas (Paris Episcopal)
13	Jones, James	DB	5-11	173	Jr.	DB	Houston, Texas (Kilgore JC)
14	Evans, Erick	RB	5-9	190	Fr.	HS	Dallas, Texas (Seagoville HS)
14	Loving, Chris	TE	6-4	272	Jr.	JC	Klein, Texas (Blinn CC)
15	Marshall, Mike	WR	6-0	207	Jr.	2L	Grand Prairie, Texas (South Grand Prairie HS)
16	Berglund, Brock	QB	6-4	213	So.	TR	Highlands Ranch, Colorado (Kansas)
16	Davis, Chad	DB	5-10	180	Fr.	HS	Richmond, Texas (Bush HS)
17	Pleasant, Lynrick	WR	6-2	205	Sr.	2L	Mesquite, Texas (Mesquite HS)
18	Marshall, Jamal	LB	6-3	210	So.	1L	Missouri City, Texas (Fort Bend Elkins HS)
18	Smith, Marcus	TE	6-4	255	So.	SQ	San Antonio, Texas (Warren HS)
19	Allen, Brandon	DB	6-0	183	So.	SQ	Arlington, Texas (Summit HS)
20	Rollins, Rex	RB	6-1	197	Fr.	RS	Tyler, Texas (Chapel Hill HS)
20	Tucker, Andrew	DB	6-0	199	Fr.	HS	Tyler, Texas (Chapel Hill HS)
21	Warner, Freddie	DB	5-10	189	So.	1L	Dallas, Texas (Pinkston HS)
21	Wilhite, Jamaine	RB	5-8	200	Jr.	SQ	Denton, Texas (Guyer HS)
22	Jimmerson, Antoinne	RB	5-9	222	So.	1L	Dallas, Texas (DeSoto HS)
23	Whitfield, Zac	DB	5-9	190	So.	1L	Sherman, Texas (Sherman HS)
24	Byrd, Brandin	RB	5-10	223	Sr.	3L	Copperas Cove, Texas (Copperas Cove HS)
25	Ashton, Peter	DB	6-1	206	Jr.	TR	Keller, Texas (Oregon State)
25	Monroe, Bryan	RB	5-8	187	Sr.	SQ	Prosper, Texas (Prosper HS)
26	Paul, Zach	K	5-9	185	So.	SQ	Frisco, Texas (Wakeland HS)
27	Lee, Lairamie	DB	5-10	195	Jr.	2L	Tyler, Texas (Chapel Hill HS)
29	Squier, Brock	DB	5-9	195	Fr.	RS	Sanger, Texas (Sanger HS)
30	Roberts, Jarrian	DE	6-2	238	Fr.	RS	Clarksville, Texas (Clarksville HS)
31	Buyers, Kenny	DB	5-11	177	So.	1L	Hurst, Texas (L.D. Bell HS)
31	Chelf, John	WR	5-11	178	Jr.	SQ	Iowa City, Iowa (Iowa)
32	Jarvis, Jamarcus	DB	5-10	212	Fr.	RS	Gonzales, Louisiana (East Ascension HS)
32	Scott, Fred	LB	5-11	235	Fr.	HS	Kennedale, Texas (Kennedale HS)
34	Hubbard, Willie	WR	5-10	168	Jr.	SQ	Eules, Texas (Trinity HS)
35	Orr, Zach	LB	6-1	240	Sr.	3L	DeSoto, Texas (DeSoto HS)
36	Davis, Brandon	LB	6-0	215	So.	SQ	Duncanville, Texas (Duncanville HS)
37	Olen, Zach	K	5-9	221	Sr.	3L	Richardson, Texas (Berkner HS)
37	Wade, Sheldon	DB	5-11	181	Jr.	TR	Knoxville, Tennessee (Austin Peay)
38	Campbell, Brendan	DB	6-2	201	Jr.	1L	Killeen, Texas (Harker Heights HS)

PROFILES

↳ 2013 numerical roster



No.	Name	Pos.	Ht.	Wt.	Cl.	Exp.	Hometown (Previous School)
40	Macek, Blake	P	5-9	186	Fr.	RS	Sulphur Springs, Texas (Sulphur Springs HS)
41	Pratt, Ricky	DB	5-7	170	Jr.	TR	Grand Prairie, Texas (Cisco JC)
42	Polk, Chad	DE	6-0	223	So.	1L	Dallas, Texas (Woodrow Wilson HS)
44	Bellazin, Aaron	DE	6-2	265	Sr.	3L	Everman, Texas (Everman HS)
45	Jefferson, Tarik	LB	6-0	214	Jr.	TR	Mesquite, Texas (Lon Morris)
46	Horton, Brad	DE	6-6	255	Fr.	RS	Argyle, Texas (Liberty Christian HS)
47	Smith, Jake	LB	5-11	205	Jr.	SQ	Denton, Texas (Guyer HS)
48	Reinhardt, Wylie	TE	6-4	275	Fr.	HS	Saginaw, Texas (Saginaw HS)
49	Mason, Daryl	DE	6-3	253	Jr.	1L	Garland, Texas (Rowlett HS)
50	Kirby, Kaydon	OL	6-3	313	Fr.	RS	Flower Mound, Texas (Flower Mound HS)
50	Lewis, Robert	LB	6-0	220	Jr.	1L	Mesquite, Texas (Mesquite HS)
52	Ellis, Sed	LB	6-3	189	Fr.	HS	Paris, Texas (Paris HS)
53	McKinney, Shawn	OL	6-4	365	Jr.	TR	Hubbard, Texas (Trinity Valley CC)
54	Dunham, Blake	DS	6-1	223	Jr.	1L	Argyle, Texas (Argyle HS)
56	Dilonga, Malik	DE	6-4	251	Fr.	RS	Cedar Hill, Texas (Trinity Christian School)
57	Y'Barbo, Mason	OL	6-2	307	Jr.	2L	Sulphur Springs, Texas (Sulphur Springs HS)
58	Johnson, Tony	DS	6-1	217	Fr.	RS	Fort Worth, Texas (South Grand Prairie HS)
59	Nelson, Cody	OL	6-5	277	Fr.	HS	Keller, Texas (Keller HS)
62	Lemon, Cyril	OL	6-3	304	Jr.	2L	Marble Falls, Texas (Marble Falls HS)
63	Moore, Sid	DL	6-1	267	Fr.	HS	Van, Texas (Van HS)
64	Anyiam, LaChristopher	OL	6-4	296	Sr.	1L	Allen, Texas (Allen HS)
65	Thompson, Micah	OL	6-4	316	So.	SQ	Jones, Oklahoma (Jones HS)
66	Banogu, Michael	OL	6-5	292	So.	HS	McKinney, Texas (Prosper HS)
68	Keena, Eric	P	6-2	155	So.	TR	Keller, Texas (Sunrise Mountain HS)
69	Melugin, Trevor	OL	6-2	299	Fr.	HS	Prosper, Texas (Prosper HS)
70	Manu, Justin	OL	6-5	281	Jr.	TR	Salt Lake City, Utah (Snow JC)
70	Wallace, Sir Calvin	DT	6-2	293	Fr.	RS	Tyler, Texas (Chapel Hill HS)
71	Johnson, Antonio	OL	6-6	294	Jr.	2L	Diboll, Texas (Diboll HS)
72	Rentfro, Ryan	OL	6-4	298	Fr.	RS	Flower Mound, Texas (Marcus HS)
74	Feldt, Cam	OL	6-5	299	Jr.	SQ	Pilot Point, Texas (Arkansas)
76	Sorge, Harrison	OL	6-5	304	Fr.	HS	Wichita Falls, Texas (Rider HS)
77	Ellard, Travis	OL	6-3	290	So.	SQ	Deer Park, Texas (Deer Park HS)
78	Trussell, Connor	OL	6-5	287	Fr.	RS	Arlington, Texas (Martin HS)
79	Walker, Dominick	OL	6-5	278	Fr.	HS	Sugar Land, Texas (Austin HS)
80	Smith, Darnell	WR	6-1	203	Sr.	1L	Garland, Texas (Ellsworth CC)
82	Schrapps, Nick	WR	6-3	203	Fr.	RS	Beaumont, Texas (Kelly HS)
83	Caldwell, Carl	WR	5-10	176	Sr.	SQ	Whitehouse, Texas (Kansas Wesleyan)
84	Brown, Quenton	DE	6-4	235	Jr.	TR	Tucker, Georgia (Eastern Arizona CC)
85	Lancaster, Roderick	WR	6-2	205	Fr.	RS	Dallas, Texas (Life School of Oak Cliff)
86	Miller, Drew	TE	6-1	258	Sr.	3L	Prosper, Texas (Prosper HS)
88	Smith, Tanner	TE	6-3	250	Jr.	1L	Fort Worth, Texas (Nolan Catholic HS)
89	Prior, Daniel	TE	6-2	246	Sr.	3L	Henderson, Texas (Henderson HS)
90	Boutwell, Ryan	DT	6-3	248	Sr.	3L	China Springs, Texas (China Springs HS)
91	Orr, Austin	DE	6-4	272	So.	SQ	Seabrook, Texas (Clear Lake HS)
92	Smith, LaJaylin	LB	6-0	221	So.	1L	LaPlace, Louisiana (St. Charles Catholic HS)
93	McCoy, Brandon	DE	6-2	257	Sr.	3L	Carrollton, Texas (Creekview HS)
94	Haboul, Mustafa	DT	6-0	253	Fr.	RS	Arlington, Texas (Martin HS)
95	Lincoln, Alexander	DT	6-2	267	Jr.	2L	Cibolo, Texas (Steele HS)
96	Carter, Cade	TE	6-3	230	Jr.	TR	Lucas, Texas (Trinity Valley CC)
97	Abbe, Richard	DT	6-4	320	Sr.	3L	Lubbock, Texas (Monterey HS)
98	Lynn, Jarrod	TE	6-0	233	So.	SQ	Grapevine, Texas (Grapevine HS)
98	Watson, Dutton	DT	6-3	273	Fr.	RS	Midland, Texas (Midland HS)
99	Flusche, Andy	DE	6-3	230	Fr.	HS	Muenster, Texas (Muenster HS)



PROFILES

↳ 2013 alphabetical roster

No.	Name	Pos.	Ht.	Wt.	Cl.	Exp.	Hometown (Previous School)
97	Abbe, Richard	DT	6-4	320	Sr.	3L	Lubbock, Texas (Monterey HS)
7	Akunne, Derek	LB	6-0	244	Jr.	2L	Garland, Texas (North Garland HS)
19	Allen, Brandon	DB	6-0	183	So.	SQ	Arlington, Texas (Summit HS)
25	Ashton, Peter	DB	6-1	206	Jr.	TR	Keller, Texas (Oregon State)
64	Anyiam, LaChristopher	OL	6-4	304	Sr.	1L	Allen, Texas (Allen HS)
66	Banogu, Michael	OL	6-5	292	So.	HS	McKinney, Texas (Prosper HS)
44	Bellazin, Aaron	DE	6-2	265	Sr.	3L	Everman, Texas (Everman HS)
16	Berglund, Brock	QB	6-4	213	So.	SQ	Highlands Ranch, Colorado (Kansas)
90	Boutwell, Ryan	DT	6-3	248	Sr.	3L	China Springs, Texas (China Springs HS)
84	Brown, Quenton	DE	6-4	235	Jr.	TR	Tucker, Georgia (Eastern Arizona CC)
5	Busby, David	DB	5-11	188	So.	1L	Coppell, Texas (Coppell HS)
31	Buyers, Kenny	DB	5-11	177	So.	1L	Hurst, Texas (LD. Bell HS)
24	Byrd, Brandin	RB	5-10	223	Sr.	3L	Copperas Cove, Texas (Copperas Cove HS)
83	Caldwell, Carl	WR	5-10	176	Sr.	SQ	Whitehouse, Texas (Kansas Wesleyan)
38	Campbell, Brendan	DB	6-2	210	Jr.	1L	Killeen, Texas (Harker Heights HS)
96	Carter, Cade	TE	6-3	230	Jr.	TR	Lucas, Texas (Trinity Valley CC)
3	Chancellor, Brelan	WR	5-9	186	Jr.	2L	Copperas Cove, Texas (Copperas Cove HS)
31	Chelf, John	WR	5-11	178	Jr.	SQ	Iowa City, Iowa (Iowa)
36	Davis, Brandon	LB	6-0	218	So.	SQ	Duncanville, Texas (Duncanville HS)
16	Davis, Chad	DB	5-10	180	Fr.	HS	Richmond, Texas (Bush HS)
13	Davis, Jeff	QB	6-1	185	Fr.	HS	Frisco, Texas (Paris Episcopal)
56	Dilonga, Malik	DE	6-4	251	Fr.	RS	Cedar Hill, Texas (Trinity Christian School)
54	Dunham, Blake	DS	6-1	223	Jr.	1L	Argyle, Texas (Argyle HS)
77	Ellard, Travis	OL	6-3	290	So.	SQ	Deer Park, Texas (Deer Park HS)
52	Ellis, Sed	LB	6-3	189	Fr.	HS	Paris, Texas (Paris HS)
14	Evans, Erick	RB	5-9	190	Fr.	HS	Dallas, Texas (Seagoville HS)
1	Evans, Zed	DB	5-11	198	Jr.	TR	Dallas, Texas (Louisville)
74	Feldt, Cam	OL	6-5	299	Jr.	SQ	Pilot Point, Texas (Arkansas)
99	Flusche, Andy	DE	6-3	230	Fr.	HS	Muenster, Texas (Muenster HS)
94	Haboul, Mustafa	DT	6-0	253	Fr.	RS	Arlington, Texas (Martin HS)
9	Harris, Carlos	WR	5-8	172	So.	1L	Frisco, Texas (Frisco HS)
46	Horton, Brad	DE	6-6	255	Fr.	RS	Argyle, Texas (Liberty Christian HS)
34	Hubbard, Willie	WR	5-10	168	Jr.	1L	Eules, Texas (Trinity HS)
6	Jackson, Hilbert	DB	6-1	185	Sr.	3L	Rowlett, Texas (Rowlett HS)
32	Jarvis, Jamarcus	DB	5-10	212	Fr.	RS	Gonzales, Louisiana (East Ascension HS)
45	Jefferson, Tarik	LB	6-0	214	Jr.	TR	Mesquite, Texas (Lon Morris)
22	Jimmerson, Antoinne	RB	5-9	222	So.	1L	Dallas, Texas (DeSoto HS)
71	Johnson, Antonio	OL	6-6	294	Jr.	2L	Diboll, Texas (Diboll HS)
9	Johnson, Brandon	WR	6-0	208	Jr.	TR	DeSoto, Texas (DeSoto HS)
2	Johnson, D.Q.	DB	5-11	188	Sr.	SQ	Des Moines, Iowa (Iowa Western CC)
58	Johnson, Tony	DS	6-1	217	Fr.	RS	Fort Worth, Texas (South Grand Prairie HS)
8	Jones, Cooper	TE	6-4	243	So.	RS	Lone Oak, Texas (Lone Oak HS)
13	Jones, James	DB	5-11	173	Jr.	DB	Houston, Texas (Kilgore JC)
68	Keena, Eric	P	6-2	155	So.	TR	Keller, Texas (Sunrise Mountain HS)
4	Kidsy, Darwin	WR	6-0	174	Fr.	HS	Missouri City, Texas (Elkins HS)
50	Kirby, Kaydon	OL	6-3	313	Fr.	RS	Flower Mound, Texas (Flower Mound HS)
85	Lancaster, Roderick	WR	6-2	205	Fr.	RS	Dallas, Texas (Life School of Oak Cliff)
27	Lee, Lairamie	DB	5-10	195	Jr.	2L	Tyler, Texas (Chapel Hill HS)
62	Lemon, Cyril	OL	6-3	304	Jr.	2L	Marble Falls, Texas (Marble Falls HS)
4	Lewis, Mark	RB	5-10	210	Fr.	RS	Livonia, Louisiana (Livonia HS)
50	Lewis, Robert	LB	6-0	220	Jr.	1L	Mesquite, Texas (Mesquite HS)
95	Lincoln, Alexander	DT	6-2	267	Jr.	1L	Cibolo, Texas (Steele HS)
14	Loving, Chris	TE	6-4	272	Jr.	JC	Klein, Texas (Blinn CC)
98	Lynn, Jarrod	TE	6-0	233	So.	SQ	Grapevine, Texas (Grapevine HS)
40	Macek, Blake	P	5-9	186	Fr.	RS	Sulphur Springs, Texas (Sulphur Springs HS)
70	Manu, Justin	OL	6-5	281	Jr.	TR	Salt Lake City, Utah (Snow JC)

PROFILES

↳ 2013 alphabetical roster



No.	Name	Pos.	Ht.	Wt.	Cl.	Exp.	Hometown (Previous School)
18	Marshall, Jamal	LB	6-3	210	So.	1L	Missouri City, Texas (Fort Bend Elkins HS)
15	Marshall, Mike	WR	6-0	207	Jr.	2L	Grand Prairie, Texas (South Grand Prairie HS)
49	Mason, Daryl	DE	6-3	253	Jr.	1L	Garland, Texas (Rowlett HS)
93	McCoy, Brandon	DE	6-2	257	Sr.	3L	Carrollton, Texas (Creekview HS)
53	McKinney, Shawn	OL	6-4	365	Jr.	TR	Hubbard, Texas (Trinity Valley CC)
5	McNulty, Andrew	QB	6-1	210	So.	1L	Iowa City, Iowa (Iowa City HS)
69	Melugin, Trevor	OL	6-2	299	Fr.	HS	Prosper, Texas (Prosper HS)
86	Miller, Drew	TE	6-1	258	Sr.	3L	Prosper, Texas (Prosper HS)
3	Minor, Calvin	LB	6-3	207	Fr.	HS	Lewisville, Texas (Lewisville HS)
25	Monroe, Bryan	RB	5-8	187	Sr.	SQ	Prosper, Texas (Prosper HS)
63	Moore, Sid	DL	6-1	252	Fr.	HS	Van, Texas (Van HS)
59	Nelson, Cody	OL	6-5	277	Fr.	HS	Keller, Texas (Keller HS)
37	Olen, Zach	K	5-9	221	Sr.	3L	Richardson, Texas (Berkner HS)
91	Orr, Austin	DE	6-4	272	So.	SQ	Seabrook, Texas (Clear Lake HS)
35	Orr, Zach	LB	6-1	240	Sr.	3L	DeSoto, Texas (DeSoto HS)
26	Paul, Zach	K	5-9	185	So.	SQ	Frisco, Texas (Wakeland HS)
2	Pegram, Reggie	RB	5-9	221	Jr.	TR	Terrell, Texas (Purdue)
17	Pleasant, Lynrick	WR	6-2	205	Sr.	2L	Mesquite, Texas (Mesquite HS)
42	Polk, Chad	DE	6-0	223	So.	1L	Dallas, Texas (Woodrow Wilson HS)
41	Pratt, Ricky	DB	5-7	170	Jr.	TR	Grand Prairie, Texas (Cisco JC)
89	Prior, Daniel	TE	6-2	246	Sr.	3L	Henderson, Texas (Henderson HS)
48	Reinhardt, Wylie	TE	6-4	275	Fr.	HS	Saginaw, Texas (Saginaw HS)
72	Rentfro, Ryan	OL	6-4	298	Fr.	RS	Flower Mound, Texas (Marcus HS)
30	Roberts, Jarrian	DE	6-2	238	Fr.	RS	Clarksville, Texas (Clarksville HS)
20	Rollins, Rex	RB	6-1	197	Fr.	RS	Tyler, Texas (Chapel Hill HS)
10	Schilleci, John	DB	6-0	193	Fr.	HS	Denton, Texas (Guyer HS)
82	Schrapps, Nick	WR	6-3	203	Fr.	RS	Beaumont, Texas (Kelly HS)
32	Scott, Fred	LB	5-11	235	Fr.	HS	Kennedale, Texas (Kennedale HS)
1	Smiley, Turner	WR	6-0	187	Fr.	HS	Frisco, Texas (Wakeland HS)
80	Smith, Darnell	WR	6-1	203	Sr.	1L	Garland, Texas (Ellsworth CC)
47	Smith, Jake	LB	5-11	205	Jr.	SQ	Denton, Texas (Guyer HS)
92	Smith, LaJaylin	LB	6-0	221	So.	1L	LaPlace, Louisiana (St. Charles Catholic HS)
18	Smith, Marcus	TE	6-4	255	So.	SQ	San Antonio, Texas (Warren HS)
88	Smith, Tanner	TE	6-3	250	Jr.	1L	Fort Worth, Texas (Nolan Catholic HS)
76	Sorge, Harrison	OL	6-5	304	Fr.	HS	Wichita Falls, Texas (Rider HS)
29	Squier, Brock	DB	5-9	195	Fr.	RS	Sanger, Texas (Sanger HS)
10	Teegarden, Derrick	WR	6-0	204	Jr.	1L	Odessa, Texas (Odessa HS)
11	Terrell, Darius	WR	6-3	212	Jr.	TR	DeSoto, Texas (Texas)
7	Thompson, Derek	QB	6-4	218	Sr.	3L	Glen Rose, Texas (Glen Rose HS)
65	Thompson, Micah	OL	6-4	316	So.	SQ	Jones, Oklahoma (Jones HS)
8	Trice, Marcus	DB	5-8	193	Sr.	1L	Mesquite, Texas (Oklahoma)
78	Trussell, Connor	OL	6-5	287	Fr.	RS	Arlington, Texas (Martin HS)
20	Tucker, Andrew	DB	6-0	199	Fr.	HS	Tyler, Texas (Chapel Hill HS)
37	Wade, Sheldon	DB	5-11	181	Jr.	TR	Knoxville, Tennessee (Austin Peay)
79	Walker, Dominick	OL	6-5	278	Fr.	HS	Sugar Land, Texas (Austin HS)
70	Wallace, Sir Calvin	DT	6-2	293	Fr.	RS	Tyler, Texas (Chapel Hill HS)
21	Warner, Freddie	DB	5-10	189	So.	1L	Dallas, Texas (Pinkston HS)
98	Watson, Dutton	DT	6-3	273	Fr.	RS	Midland, Texas (Midland HS)
23	Whitfield, Zac	DB	5-9	190	So.	1L	Sherman, Texas (Sherman HS)
21	Wilhite, Jamaine	RB	5-8	200	Jr.	SQ	Denton, Texas (Guyer HS)
6	Williams, Dajon	QB	6-3	199	Fr.	HS	Pflugerville, Texas (Connally HS)
11	Wright, Will	LB	6-2	221	Sr.	3L	Garland, Texas (South Garland HS)
57	Y'Barbo, Mason	OL	6-2	307	Jr.	2L	Sulphur Springs, Texas (Sulphur Springs HS)



PROFILES

↳ player bios



97 Richard Abbe

Defensive Tackle

Sr. ▶ 6-4 ▶ 320
Lubbock, TX ▶ Monterey HS

2012: Played in all 12 games and started four ... Ended the season with 13 total tackles, two for loss ... Had one tackle for loss against

MTSU ... Had three tackles against Houston ... Recorded his first full sack against Texas Southern ... **2011:** Played in all 12 games registering seven tackles, 0.5 sacks and a 19-yard interception return ... Grabbed his first career interception on an ASU pass for a 19-yard return ... Registered a half sack for a two-yard loss ... Made one unassisted tackle against both Houston and Indiana ... **2010:** Played two games ... Made one tackle against FIU ... **High School/Personal:** Helped anchor an offensive line that averaged 203.8 rushing yards per game ... Selected to the District 2-5A First Team ... Named to the 2009 TOC All West Texas Second Team Offense ... Also was named to the Lone Star Varsity All-City Football First Team offense ... Son of Darnell Abbe and Christy Stacy ... Born May 12, 1991.

ABBE'S CAREER STATS

Year	G	ST	AT	TT	TFL	Sacks	FR	FF	Int	PBU
2010	4	1	0	1	0	0	0	0	0	0
2011	12	5	2	7	0.5	0.5	0	0	1	1
2012	11	7	6	13	3.5	1.0	1	0	0	2
Career	27	13	8	21	4.0	1.5	1	0	1	3



7 Derek Akunne

Linebacker

Jr. ▶ 6-0 ▶ 244
Garland, TX ▶ North Garland HS

2012: Was the second-leading tackler on the team with 90, a career-high ... Had two sacks and 7.5 tackles for loss, which was third on the team ... Played in 12 games and started the final 11 ... Recorded 10 tackles against

ULM ... Finished the season with two interceptions and five PBUs ... Had nine tackles against Arkansas State ... Had four tackles against MTSU along with two tackles for loss ... Had nine tackles, one for loss, and one PBU at Houston ... Grabbed his first career interception in the win over Florida Atlantic, to go along with nine tackles ... Had a career-high 12 tackles against Troy, one sack, and one PBU ... Tied his career-high with seven tackles against LSU and again with seven tackles against Texas Southern ... Notched his first career-sack against Texas Southern and had two tackles for loss ... **2011:** Played in 10 games as a freshman bringing in 20 tackles and 2.5 for loss ... Registered seven tackles and a one-yard tackle for loss versus Western Kentucky ... Started the final three games of the season at middle linebacker, and had 13 of his 20 tackles in that three-game stretch ... **High School:** Was a two-way talent in high school, earning first-team all-district honors as both an offensive lineman and linebacker ... As a linebacker, Akunne racked up 111 tackles, including 17 for loss and 3.5 sacks in 2010 ... Son of Sylvester and Philomena Akunne.

AKUNNE'S CAREER STATS

Year	G	ST	AT	TT	TFL	Sacks	FR	FF	Int	PBU
2011	10	10	10	20	2.5	0.0	0	0	0	0
2012	12	51	39	90	7.5	2.0	0	1	2	7
Career	22	61	49	110	10.0	2.0	0	2	2	7



64 LaChris Anyiam

Offensive Lineman

Sr. ▶ 6-4 ▶ 296
Allen, TX ▶ Allen HS

2012: Started seven games and played in 11 as an offensive tackle ... Was part of an offensive line that led the nation in allowing the fewest

sacks in 2012 ... The Mean Green offensive line gave up just six sacks last season and did not allow a sack in nine of the 12 games in 2012 ... North Texas rushed for over 2,000 yards for the third time in the last four years ... **2011:** Played in the 59-7 victory over Middle Tennessee on December 3 ... **2010:** Played in two games ... **High School/Personal:** Racked up 160 tackles and 12 sacks his senior season in 2008 as Allen High School won the state championship ... Named first-team all-district and was third-team all-area pick ... Born on December 6, 1990 ... Son of Christopher and Maureen Anyiam.



44 Aaron Bellazin

Defensive End

Sr. ▶ 6-2 ▶ 265
Everman, TX ▶ Everman HS

2012: Was second on the team in sacks with a career-high 5.0 in 2012 ... Had nine tackles for loss ... Notched five tackles, two tackles for loss

and a sack in the win over South Alabama ... Recorded one sack and one quarterback hurry against WKU ... Had four tackles and one tackle for loss against MTSU ... Recorded four tackles on three different occasions ... Erupted for two tackles for loss and one sack in the win at Florida Atlantic ... Had a two tackles for loss in the win against Texas Southern along with one sack and one PBU ... On the road at No. 1 LSU, Bellazin had four tackles and one sack ... **2011:** Played in nine games in his second season for the Mean Green producing 10 tackles ... Had an eight-yard sack on the year and a forced fumble ... Had 1.5 tackles for loss against Middle Tennessee ... **2010:** Played in all 12 games ... Finished second on the team with seven tackles in kickoff coverage ... Made eight tackles on the year ... Collected a season-high three stops at ULM ... Registered two stops against Kansas State ... **High School/Personal:** Played defensive tackle in high school ... Chosen to the TOC 2009 Class 4A DFW All-Area Team ... Named 2009 TOC Class 4A All-State Second Team Defense ... Was a unanimous first-team all-84A selection as a junior ... Named to second-team all 8-4A as a sophomore ... Rated a three-star athlete by *Rivals.com* ... Son of Lionel Bellazin Senior ... Born November 18, 1991.

BELLAZIN'S CAREER STATS

Year	G	ST	AT	TT	TFL	Sacks	FR	FF	Int	PBU
2010	6	3	2	5	0.0	0	0	0	0	0
2011	9	4	6	10	2.5	1.0	0	1	0	0
2012	12	20	12	32	9.0	5.0	0	2	0	1
Career	27	27	20	47	11.5	6.0	0	3	0	1




16 Brock Berglund

Quarterback

So. ▶ 6-4 ▶ 213
Highlands Ranch, CO ▶ Kansas

2012: Sat out last season after transferring to North Texas ... **High school:** Ranked the third best player in Colorado and 15th best

dual-threat quarterback in the nation by *Rivals.com* in 2011 ... Rated a three-star recruit by *Rivals.com* ... Named the Colorado 4A player of the year as a senior, and was a four-year starter ... Led his team to consecutive state titles in his junior and senior seasons ... Threw for 2,150 yards, 23 touchdowns, completed 61 percent of his passes and threw only five interceptions as a senior ... Averaged 7.3 yards per carry as he rushed for 952 yards and nine touchdowns as a senior ... In the state title game victory, Berglund threw for 280 yards and ran for 122 ... Threw for 2,226 yards and 30 touchdowns with only four interceptions his junior year ... Ran for 7.6 yards a carry racking up 890 yards and 14 touchdowns ... Led Valor Christian to a perfect 14-0 record and a state title ... Played baseball, basketball and ran track ... Was part of state-champion 4x100 and 4x200 relay teams and finished fourth in the state 200-meters as a junior.




84 Quenton Brown

Defensive End

Jr. ▶ 6-4 ▶ 235
Tucker, GA ▶ Eastern Arizona CC

Junior College: Rated a three-star recruit by *Rivals.com* ... Had 12 sacks and 45 tackles at Eastern Arizona ... Was a WSFL All-Conference

selection in 2011 ... Began his career at UCF and was a redshirt in 2010 ... **High School:** Had 60 tackles his senior season and 10 sacks to go along with five blocked kicks ... Totaled 67 tackles, nine sacks, and eight tackles for loss his junior season ... Played tight end, hauling in 30 receptions for 400 yards and four TDs.



90 Ryan Boutwell

Defensive Tackle

Sr. ▶ 6-3 ▶ 248
China Springs, TX ▶ China Springs HS

2012: Battled through injuries throughout the 2012 season, playing in eight games and

making six starts on the defensive line ... Notched 10 tackles and 1.5 tackles for loss on the year ... Had a season-high four tackles against MTSU ... Recorded a tackle for loss in the win over Texas Southern ... **2011:** Started all 12 games ... Set career-high in total tackles with 28 ... Tallied 1.5 sacks for 12 yards ... Had 2.5 tackles for loss for 16 yards ... Sacked ULM's quarterback for an eight-yard loss ... Registered a half-sack for a four-yard loss and three tackles against FAU ... Halted Indiana's offense with two unassisted tackles ... Made two assisted tackles against Alabama ... Racked up four tackles against Houston, one for a four-yard loss ... **2010:** Played in six games ... **High School/Personal:** Was the 2008 *Waco Tribune Herald* Super Centex Defensive MVP and named the District 17-3A Defensive MVP ... Was a two-time first-team all-district selection and a two-time first-team all-district academic pick in 2007 and 2008 ... Named first-team all-state in 2008 after recording a school record 10 sacks, 21 tackles for loss and 94 overall tackles ... Was a second-team all-state pick in 2007 as a defensive end ... Named honorable mention all-district in 17-3A as an offensive tackle in 2006 ... A multi-sport star, was a two-time state qualifier in 2007 and 2008 in the discus and a 2009 state qualifier in the shot put ... Son of Jeff and Cecilia Boutwell ... Born on February 27, 1991.

BOUTWELL'S CAREER STATS

Year	G	ST	AT	TT	TFL	Sacks	FR	FF	Int	PBU
2010	6	0	0	0	0	0	0	0	0	0
2011	12	16	12	28	2.5	1.5	0	0	0	0
2012	8	4	6	10	1.5	0.0	1	0	0	0
Career	32	20	18	38	4.0	1.5	1	0	0	0



5 David Busby

Defensive Back

So. ▶ 5-11 ▶ 188
Coppell, TX ▶ Coppell HS

2012: Played in seven games and made three starts ... Had 11 tackles and one PBU on the season ... Made a season-high five tackles in

the win over Louisiana-Lafayette ... Notched four tackles and one PBU on the road at MTSU ... **High School:** Rated a three-star recruit by *ESPN* and *247Sports.com*, was ranked No. 67 among all 2012 cornerbacks in the country by *ESPN* ... Was a first-team all-district selection his senior season, had six interceptions and 70 tackles and was an AP honorable mention all-state selection ... Notched 85 tackles, 14 PBUs and even interceptions as a junior ... The seven interceptions in 2010 were the most in the state of Texas ... In 2010, Busby was an AP First Team All State pick ... In 2009, Busby was the District 6-5A Newcomer of the Year and an all-district pick as a sophomore ... Totaled 15 interceptions during his high school career. **Personal:** Son of James and Sharon Busby ... Born on August 19, 1994.

BUSBY'S CAREER STATS

Year	G	ST	AT	TT	TFL	Sacks	FR	FF	Int	PBU
2012	7	4	7	11	0.0	0.0	0	0	0	1
Career	7	4	7	11	0.0	0.0	0	0	0	1



PROFILES

↳ player bios



31 Kenny Buyers

Defensive Back

So. ▶ 5-11 ▶ 177
Hurst, TX ▶ L.D. Bell HS

2012: Played in 11 games last season in the North Texas secondary, and had 15 tackles and one PBU on the year ... Had at least one tackle

in eight games in 2012 ... Made a season-high six tackles in the win at Florida Atlantic ... **High School/Personal:** Named first team all-district in 2010 and 2011 ... Received honorable mention all-state honors in 2011 ... Had 120 tackles, six for loss, one sack and forced two fumbles in 2011 ... Named team defensive MVP in 2011 ... Made 111 tackles, three forced fumbles and one interception in 2010 ... Caught 12 passes for 185 yards and a touchdown in 2010 ... Named team MVP in 2010 ... Made 55 tackles, picked off four passes and forced a fumble in 2009, on the way to an honorable-mention all-district honors as a sophomore ... Lettered three years ... Named a team captain in 2010 and 2011 ... Son of Kenny and Marci Buyers.



24 Brandin Byrd

Running Back

Sr. ▶ 5-10 ▶ 223
Copperas Cove, TX ▶ Copperas Cove HS

2012: Was leading rusher for North Texas with 875 yards ... Had season and career-high 85-yard touchdown run against South Alabama, tied for the fifth longest run in school history

... Notched three 100-yard rushing games, two in the final three games of the year ... Had for 109 yards rushing and 134 all-purpose yards against South Alabama ... Rushed for 102 yards against WKU, including a 61-yard touchdown run ... Made 18 receptions on the year ... Ran for 87 yards against MTSU on 18 carries ... Had 88 yards in the win over Louisiana-Lafayette on 22 carries ... Rushed for 96 yards against Houston on 19 carries. Rushed for 21 yards in the win over FAU and had 56 yards rushing against Troy ... Ran for 61 yards against Kansas State and had career-high four receptions for 23 yards ... Recorded his first career 100-yard rushing game with 106 yards against Texas Southern ... Carried a career-high 23 times against the Tigers and had a career-best two touchdown runs ... Rushed for 40 yards on 12 carries against No. 1 LSU in the season opener. **2011:** Finished the season with 83 yards rushing on 20 attempts and a touchdown ... Compiled 44 all-purpose yards against Alabama ... Rushed for 46 yards on 8 carries against FIU along with a 16-yard reception ... Had 207 all-purpose yards on the season as he returned nine kickoffs for 108 yards ... **2010:** Played in all 12 games, including a start at FIU ... Carried the ball 34 times for 169 yards (5.0 avg) and one touchdown ... Rushed for 39 yards against FIU ... Caught his only pass of the season for a six-yard gain against the Golden Panthers ... Gained 83 yards on the ground, including a 53-yard touchdown scamper, at Western Kentucky ... **High School/Personal:** Named 2009 District 5A-12 second team ... Selected to the *Killeen Daily Herald's* 2009 All Area Second Team offense ... Ran for 980 yards on 125 attempts and 12 TDs as a senior ... Rushed for 1,061 yards on 167 carries and 10 TDs in 2008 ... Totaled 2,379 yards rushing on 353 carries and 27 TDs in high school ... Rated a two-star athlete by *Rivals.com* ... Son of Harry and Twanda Byrd ... Born June 1, 1992.



83 Carl Caldwell

Wide Receiver

Sr. ▶ 5-10 ▶ 176
Whitehouse, TX ▶ Kansas Wesleyan

2012: Sat out after transferring to North Texas ... **2011 (Kansas Wesleyan):** Named first-team All-Kansas Collegiate Athletic Conference

... Caught 35 passes for 486 yards and four touchdowns ... Ranked ninth in the Kansas Collegiate Athletic Conference in receiving yards with 486 ... Returned 12 kicks for 237 yards ... Rushed the ball twice for a total of four yards ... Posted 727 all-purpose yards ... Caught six passes for a career-high 124 yards and a touchdown against Ottawa (Kan.) (Sept. 10) ... **2010 (Kansas Wesleyan):** Caught 12 passes for 136 yards on the season ... Caught two passes for 48 yards, including a 36-yard reception, against St. Mary (Kan.) (Sept. 18) ... **High School/Personal:** Earned all-district honors three times ... Caught 56 passes for 812 yards and four touchdowns as a senior in 2009 ... Rushed six times for 39 yards and a score in 2009 ... Named first-team all-district and honorable-mention All-East Texas in 2009 ... Caught 28 passes for 305 yards and four touchdowns as a junior in 2008 ... Named second team all-district in 2008 ... Hauled in 19 passes for 296 yards and a touchdown in 2007 ... Earned honorable mention all-district honors as a sophomore ... Lettered three years ... Helped Whitehouse High School to two state playoff appearances ... Son of Carl and Beverly Caldwell.

BYRD'S CAREER STATS

Year	G	Att.	Yards	Avg.	TD	LG	Avg/g.
2010	12	34	173	5.0	1	53	14.1
2011	11	20	83	4.2	1	25	7.5
2012	12	205	875	4.3	4	85	72.9
Career	35	259	1,127	4.4	6	85	32.2



3 Breelan Chancellor

Wide Receiver

Sr. ▶ 5-9 ▶ 186
Copperas Cove, TX ▶ Copperas Cove HS

2012: Injured on the first play of the game against MTSU, ending his season after eight games ... Was the third-leading receiver last

season with 25 catches and 450 yards and a team-leading 56.2 yards a game ... Averaged 120.8 all-purpose yards a game ... Had a game-changing 34-yard touchdown run in the win over Louisiana-Lafayette and 105 all-purpose yards in the win ... Made four catches for 44 yards against Houston and tallied 126 all-purpose yards against the Cougars ... Had a career-high 135 yards receiving in the win over Florida Atlantic ... Caught a 68-yard touchdown pass against the Owls, the second longest of the season and of his career ... Racked up 183 all-purpose yards against the Owls ... Had a 50-yard touchdown catch against Troy and 107 yards receiving ... Caught five passes and scored one touchdown against Kansas State ... Had a career-long run of 46 yards against Texas Southern ... Had two touchdown catches and 114 yards receiving against LSU ... Grabbed an 80-yard TD catch against LSU, which was a career high ... **2011:** Had the sixth-highest season total in all-purpose yards in school history with 1,628 ... Broke his previous record of kick-return yards in a season with 1,094, the longest return going for 73 yards ... Broke the season record for most kick returns (50) ... Ran for a school-record 332 all-purpose yards, including school-record 286 yards on nine kick returns against Houston ... Finished fifth in the country in kick-return yards ... Honorable-mention All-Sun Belt player for the second-straight season ... Led the team in receiving with 457 yards on 37 grabs three of which were touchdowns ... Had a 41-yard kick-off return against Western Kentucky ... Accumulated 185 all-purpose yards and a touchdown against the Hilltoppers ... Returned six kickoffs (16-yard avg) and had two catches for 32 yards and a touchdown against ASU ... Reeled in five receptions for 113 yards and a touchdown against ULM ... Had 189 all-purpose yards against ULL including three receptions for 29 yards ... Set a career high with 64 receiving yards and tied his career high with three receptions against Tulsa ... Ran for 120 yards on six kickoff returns including a 40-yard return ... Picked up 86 all-purpose yards against Alabama in week three ... Caught three passes for 49 yards against Houston ... Named Sun Belt Conference Special Teams Player of the Week ... Had the most all-purpose yardage in back-to-back games in school history with 594 ... Returned eight kickoffs for 197 yards against FIU pulling one-yard shy of breaking his own single-game return record from last year ... Grabbed three catches for 55 yards, the longest going for 25 against the Golden Panthers ... Ranked second in the nation after week one with 262 all-purpose yards ... Earned a spot on ESPN's Top 10 plays with a 19-yard reception making it three games in a row dating to the previous season where he made a spot in the network's count down ... **2010:** Set a single-season school record with 923 kick return yards in only nine games played ... Ranked second in the league in kick return yards, and sixth in the Sun Belt in all-purpose yardage ... Honorable-mention All-Sun Belt player ... Returned 33 kicks on the season, including two for touchdowns ... Returned five punts for 10 yards ... Caught one pass for 12 yards ... Returned three kicks for 98 yards against Louisiana-Lafayette, including a 49-yard return on the opening kick ... Set a school record with 198 kick-return yards, the second most kick-return yards ever in a Sun Belt game ... Added one reception for 12 yards against the Golden Panthers ... Returned six kicks for 156 yards against Troy ... Returned three kicks against ULM for 123 yards and a 91-yard touchdown, marking the first time a Mean Green player has returned a kickoff for a touchdown since 1998, which was a span of 143 games ... Scored a kick-return touchdown for the second week in a row while compiling 180 yards on five kick returns against Kansas State ... **High School/Personal:** A versatile athlete who played running back in high school but was recruited by North Texas to be a slot receiver ... Rushed for 621 yards in 2009 ... Named first-team all-district 12-5A in 2008 ... Scored 12 TDs as a junior and led the team with a 7.6 yards per carry ... Born August 6, 1992, in Fort Hood, Texas ... Son of William Chancellor and Tina Broadus ... Has one brother, Micah, and one sister, Mia.

CHANCELLOR'S CAREER RECEIVING STATS

Year	G	Rec.	Yards	Avg.	TD	LG
2010	10	1	12	12.0	0	12
2011	12	37	457	12.4	3	40
2012	8	25	450	18.0	5	80
Career	30	63	919	14.6	8	80

CHANCELLOR'S RUSHING CAREER STATS

Year	G	Att.	Yards	Avg.	TD	LG	Avg/g.
2010	10	2	0	0.0	0	1	0.0
2011	12	4	46	11.5	0	30	3.8
2012	8	16	155	9.7	2	46	19.4
Career	30	22	201	9.1	2	46	6.7

CHANCELLOR'S CAREER KICK RETURN STATS

Year	G	No.	Yards	Avg.	TD	LG
2010	10	33	923	28.0	2	93
2011	12	50	1,094	21.9	0	73
2012	8	18	351	19.5	0	29
Career	30	101	2,368	23.4	2	93



54 Blake Dunham

Deep Snapper

Jr. ▶ 6-1 ▶ 223
Argyle, TX ▶ Argyle HS

2012: Was the primary deep snapper on all punts and field goals ... Played in all 12 games ... **2011:** Did not play ... **2010:**

Redshirted ... **High School/Personal:** Named to 2009 *Denton Record Chronicle* All-Area Team ... Named District 9-3A First Team ... Was second on the team in tackles in 2009 with 123 ... Recorded six tackles for loss, five pass break-ups, three forced fumbles, one interception and one blocked kick in his senior season ... Led the team in rushing touchdowns with seven ... In 2008, he recorded 75 tackles, four tackles for loss, four sacks and one interception ... Is the son of George and Kelly Dunham ... Born August 27, 1991 in Dallas, Texas.



1 Zed Evans

Defensive Back

Jr. ▶ 5-11 ▶ 198
Dallas, TX ▶ Louisville

Louisville: Is a graduate of the University of Louisville and has two years of eligibility with North Texas ... Played in 12 games and made

13 tackles for the Sugar Bowl-winning Cardinals in 2012 ... Moved from running back to the secondary ... In 2010, appeared in 12 games, mainly on special teams ... **High school:** Was also a running back, and was named first-team all-district his senior year ... Rushed for 1,136 yards and 15 touchdowns and averaged 9.1 yards per carry ... Evans had 56 tackles his senior year ... As a junior, Evans rushed for 650 total yards.



PROFILES

↳ player bios



9 Carlos Harris

Wide Receiver


So. ▶ 5-8 ▶ 172
Frisco, TX ▶ Frisco HS

2012: Was the fourth-leading receiver as a freshman ... Recorded the most receiving yards by a freshman since 2009 with 263 ... Had a 100-yard

receiving game when he made eight catches for 128 yards against ULM...In the final five games of the year, Harris averaged 52.6 yards a game receiving and just under four catches a game ... Made four catches for 52 yards against Arkansas State in his first career start ... Made his first career catch at MTSU, which went for a touchdown ... **High School:** A versatile athlete in high school, Harris rushed for over 1,700 yards at Frisco High School ... Named the *Dallas Morning News* Player of the Week for September 12 after rushing for 446 yards and seven touchdowns in a game ... Finished the season with 1,722 yards rushing and 21 touchdowns ... Had two receiving touchdowns and finished the year with a total of 24 TDs ... Rushed for 713 yards and eight touchdowns, had 10 receptions for 82 yards, and threw for 201 yards and three touchdowns as a junior ... In 2009, was the District 9-4A Sophomore of the Year ... **Personal:** Son of Carlos Harris and Amesiah Thomas ... Born on November 9, 1993.

HARRIS'S CAREER RECEIVING STATS

Year	G	Rec.	Yards	Avg.	TD	LG
2012	12	19	263	13.8	1	33
Career	12	19	263	13.8	1	33



6 Hilbert Jackson

Defensive Back


Sr. ▶ 6-1 ▶ 185
Rowlett, TX ▶ Rowlett HS

2012: Was the third-leading tackler on the team with 84, which was a career-high ... Was second on the team with 5 PBUs ... In the final regular-

season game, Jackson had two PBUs and six tackles ... Recorded one tackle for loss in the win over South Alabama ... Had nine tackles against ASU ... Notched seven tackles and one PBU against MTSU ... Notched a career-high 15 tackles against Houston, along with 0.5 tackles for loss ... The 15 tackles by Jackson was only the second time a player from the secondary had 15 tackles in a game since 1999 ... Had a key pass breakup at Florida Atlantic to ice the Mean Green's win ... Recorded seven tackles against the Owls ... Had seven tackles against Troy ... Had nine tackles (1.5 for loss) one sack against LSU in first career start ... **2011:** Played in 12 games totaling 15 tackles and two pass break ups on the year ... Broke up two passes and made four tackles against ULM ... **2010:** Saw action in eight games and had six tackles ... **2009:** Redshirted ... **High School/Personal:** Made 34 stops and scored one rushing touchdown in 2008 ... Posted a season-high six tackles in a win over Naaman Forest ... Registered at least four tackles in five games ... icked off one pass and returned it 55 yards in 2007 ... Fundamentally sound player with ability to play at free safety ... Son of Hilbert Sr. and Valicia Jackson ... Born on Feb. 20, 1991.

JACKSON'S CAREER STATS

Year	G	ST	AT	TT	TFL	Sacks	FR	FF	Int	PBU
2010	8	4	2	6	0.0	0	0	0	0	0
2011	12	7	8	15	0.0	0	0	0	0	2
2012	12	59	25	84	3.5	1.0	0	0	0	5
Career	32	70	35	105	3.5	1.0	0	0	0	5



22 Antoine Jimmerson

Running Back


So. ▶ 5-9 ▶ 222
Dallas, TX ▶ DeSoto HS

2012: Rushed for the most yards by a freshman at North Texas since 2004 with 544 yards in 2012 ... Led North Texas with five-rushing touchdowns

and a total of eight TDs on the season ... Finished with 749 all-purpose yards ... Rushed for 35 yards and had two catches against Arkansas State ... Had 85 yards and one rushing touchdown against Middle Tennessee ... In the win against Louisiana-Lafayette, Jimmerson had two receptions, both resulting in touchdowns to swing the game ... Scored the game-winning touchdown on a 78-yard screen pass with less than two minutes left in the game ... His first touchdown came on a 28-yard screen pass ... Finished with 106 yards receiving and two touchdowns and 35 yards rushing vers ULL ... Had one touchdown run against Houston ... Had 37-yard reception in the win at Florida Atlantic ... Ran for 75 yards against Troy and had 68 yards against Kansas State ... Grabbed two passes for 28 yards against Kansas State ... Ran for 139 yards and one touchdown against Texas Southern ... Was the first freshman running back to top 100 yards since 2006 and had a career-long run of 39 yards against the Tigers ... Ran for an 11-yard touchdown against Texas Southern for his first career TD... **2011:** Redshirted ... **High School:** Was a District 11-5A first-team selection his senior season ... Rushed for 714 yards and eight touchdowns and had a rushing average of 6.8 yards per carry as a senior ... Caught eight passes out of the backfield for 156 yards ... Was a key part in helping lead DeSoto to a deep playoff run as he rushed for three touchdowns in its four playoff games ... Was a second-team all-district selection his junior and sophomore seasons ... Son of Teel Williams ... Born on December 30, 1992.

JIMMERSON'S CAREER STATS

Year	G	Att.	Yards	Avg.	TD	LG	Avg/g.
2012	10	108	544	5.0	5	45	54.4
Career	10	108	544	5.0	5	45	54.4



71 Antonio Johnson

Offensive Line

Jr. ▶ 6-6 ▶ 294
Diboll, TX ▶ Diboll HS

2012: Started all 12 games in 2012 and has started 23 straight games in his career ...

Part of an offensive line that allowed fewest sacks in the nation in 2012 ... Mean Green offensive line gave up just six sacks and did not allow a sack in nine of the 12 games in 2012 ... North Texas rushed for over 2,000 yards for the third time in the last four years, and for over 200 yards in four games in 2012 and a season-high 352, which was the ninth highest total in school history ... **2011:** Played in 12 games and started 11 for an offensive line who paved the way for the school's all-time leading rusher, Lance Dunbar ... Cleared the way for Dunbar to gain 139 yards on the ground against ULM ... Protected quarterback Derek Thompson to allow him to throw for a career-high 332 yards and three touchdowns ... Made collegiate debut starting at left tackle against Houston ... Collected his third start at left tackle against Indiana, paving the way for 226 yards on the ground ... Was a member of the offensive line that allowed no sacks to Houston, Alabama or Indiana ... **2010:** Redshirted ... **High School/Personal:** Blocked for a running game that totaled 2,270 yards on the year and 26 touchdowns, which included a 1,200 yard rusher ... Recorded 20 tackles, 18 of which were solo ... Lettered in football and basketball his senior year ... Son of Sheila Johnson ... Born June 22, 1992 in Lufkin, Texas.




50 Kaydon Kirby

Offensive Line

Fr. ▶ 6-3 ▶ 313
Flower Mound, TX ▶ Flower Mound HS

2012: Redshirted ... **High School/Personal:** Three-year letterwinner for head coach Cody

Vanderford at Flower Mound High School in Flower Mound, Texas ... Helped lead the Jaguars to a 6-4 record and a first-round playoff berth his sophomore year ... Earned second-team all-district honors his junior year while helping push Flower Mound to an 8-2 regular-season record ... Picked up another second-team all-district honor his senior year ... Born August 14, 1994, in Dallas ... Son of Patrick Kirby and Kim Windeler ... Kinesiology major



27 Lairamie Lee

Defensive Back

Jr. ▶ 5-10 ▶ 195
Tyler, TX ▶ Chapel Hill HS

2012: Finished fourth on the team in tackles with a career-high 72 ... Had three PBUs and one interception on the year ... Made nine starts and played in all 12 games ... Notched a career-high 13 tackles and one PBU in the season finale at Western Kentucky ...

Lee had nine tackles against Houston ... Had his third game of double-digit tackles with 10 against Troy ... Led North Texas with 11 tackles on the road at Kansas State ... Lee had his first career interception in the win over Texas Southern ... Had five tackles against Texas Southern ... Recorded 11 tackles in the season-opener against No. 1 LSU ... **2011:** Played in 11 games and had 10 tackles ... Saw extensive action on the North Texas special teams, finishing the season with 10 tackles, nine unassisted ... Produced the highlight of his freshman year with a blocked kick against Middle Tennessee ... **High School/Personal:** A two-way star in high school, Lee was named to the 2010 3A AP all-state team at linebacker ... Was the District 17-3A MVP as he rushed for 1,443 yards and 23 touchdowns his senior season ... Had eight games with at least two touchdowns to go with six 100-yard rushing games, averaging 8.85 yards a carry ... Had 15 catches and 212 receiving yards in 2010 ... On defense, Lee had 148 tackles, 10 forced fumbles, 14 tackles for loss, and eight interceptions ... Son of Larry and Stephanie Lee ... Born on November 22, 1992.



13 James Jones

Defensive Back

Jr. ▶ 5-11 ▶ 173
Houston, TX ▶ Kilgore JC

Junior College: Was a NJCAA All-America honorable mention last season ... Was a first-team

All-Southwest Junior College conference selection in 2012 after finishing with 69 tackles, 5.5 tackles for loss, and three interceptions ... In the Brazos Valley Bowl, Jones had a 75-yard punt return for a touchdown ... Had two punt returns for a touchdown during the year ... Had 71 tackles, three tackles for loss, one sack, one interception, one fumble recovery and one forced fumble in his first year at Kilgore ... **High school:** Was a standout quarterback for Aldine Eisenhower ... Was the District 18-5A Most Valuable Player and named the Northwest Houston Player of the Year as a senior ... Was a two-time first-team all-district player ... Rushed for 1,295 yards and 23 touchdowns as a senior, and had 786 yards and 10 touchdowns as a junior.


LEE'S CAREER STATS

Year	G	ST	AT	TT	TFL	Sacks	FR	FF	Int	PBU
2011	11	9	3	12	0.0	0	0	0	0	0
2012	12	38	34	72	1.0	0	0	0	1	4
Career	23	47	35	82	1.0	0	0	0	1	4



PROFILES

↳ player bios



62 Cyril Lemon

Offensive Line

Jr. ▶ 6-3 ▶ 304
Marble Falls, TX ▶ Marble Falls HS

2012: Was named to honorable-mention All-Sun Belt for second-straight year ... Started all 12 games and has started all 24 games since his freshman year ... Was part of an offensive line that allowed the fewest sacks in the nation in 2012, surrendering just six sacks and no sacks in nine of the 12 games in 2012 ... North Texas rushed for over 2,000 yards for the third time in the last four years ... Helped North Texas rush for over 200 yards in four games in 2012 and a season-high 352, which was the ninth highest total in school history ... **2011:** Played and started in all 12 games ... Named honorable-mention All-Sun Belt ... Was only true freshman in the league to be all-conference in the Sun Belt ... Was first freshman offensive lineman to earn all-conference honors at North Texas since 2000 ... Was second freshman offensive lineman to earn all-conference honors in Sun Belt history ... Helped lead the way for Lance Dunbar to gain 139 yards on the ground against ULM ... Protected quarterback Derek Thompson to allow him to throw for a career-high 332 yards and three touchdowns ... Collected his fourth start at right guard against Indiana, paving the way for 226 yards on the ground ... Was a member of the offensive line that allowed no sacks to Houston, Alabama, or Indiana ... Joined seven other true or redshirt freshman to start for North Texas against FIU in his first collegiate action ... Named a freshman member to the North Texas Leadership Committee ... **High School/Personal:** Named first-team all-district in 25-4A in 2010 ... Was a second-team all-district as a junior ... Was a three-year starter at Marble Falls, and his senior season blocked for an offense that averaged 27 points a game ... Son of Orion Bulesness and June Roth.




50 Robert Lewis

Linebacker

Jr. ▶ 6-0 ▶ 220
Mesquite, TX ▶ Mesquite HS

2012: Saw action in 11 games. **High School/Personal:** Named a two-time All-District Player at Mesquite High School ... Ranked No. 69 outside linebacker by *Scout.com* in 2009 ... Named team captain of high school football team ... Awarded Player of the Year by *Pbase.com* ... Son of Joyce Rhines ... Has brother Savel Rhines and sister Chan Anderson ... Born September 14, 1991 ... Studying kinesiology with a minor in nutrition




95 Alexander Lincoln

Defensive Line

Jr. ▶ 6-2 ▶ 267
Cibolo, TX ▶ Steele HS

2012: Made six starts and played in all 12 games last season ... Had a total of 15 tackles to go with 2.5 tackles for loss and 1.5 sacks in 2012 ... Had a sack and one quarterback hurry against ULM ... Had his first career-sack in the win against Florida Atlantic ... Started against No. 1 LSU and made four tackles ... **2011:** Played in eight games ... Recorded two tackles and recovered a fumble ... Recovered a fumble versus Troy ... Played against FIU in the season opener as a true freshman ... Made one assisted tackle against Houston ... Registered one solo tackle against Indiana ... **High School/Personal:** Received first-team all-area honors as a senior for Cibolo Steele, helping lead them to the Class 5A Division II State Championship ... Racked up 63 tackles, 5.5 sacks and 14 tackles-for-loss as a senior ... Was a second-team all-district selection as a junior ... Son of Allen Childs and Jeannette Lincoln ... Born on August 30, 1993.



4 Mark Lewis

Running Back

Fr. ▶ 5-10 ▶ 210
Livonia, LA ▶ Livonia HS

2012: Redshirted ... **High School/Personal:** Rushed for a school-record 1,965 yards and 33 touchdowns his senior season ... Named to 2011 Louisiana Sports Writers Association Class 3A All-State football team, and was the leading rusher in Class 3A in Louisiana ... Named the District 5-3A MVP and was a Class 3A first-team all-state selection his senior year ... Named to the All-Metro team by the *Baton Rouge Advocate* his senior season ... Played in the U.S. Army Red Stick Bowl All-Star Game and was the leading rusher in the game with 53 yards, and was named the skill-player MVP for his team ... Was a two-time first-team all-district player and a four-time all-parish team selection ... Was a finalist for the Warrick Dunn Award ... Son of Mark Lewis Sr. and Shenita Williams ... Born December 29, 1993.

LINCOLN'S CAREER STATS

Year	G	ST	AT	TT	TFL	Sacks	FR	FF	Int	PBU
2011	8	1	1	2	0	0	1	0	0	0
2012	12	3	12	15	2.5	1.5	0	0	0	0
Career	20	4	13	17	2.5	1.5	1	0	0	0



40 Blake Macek

Punter

Fr. ▶ 5-9 ▶ 186
Sulphur Springs, TX ▶ Sulphur Springs HS

2012: Redshirted ... **High School/Personal:** Was a two-time first-team all-district selection ... Was named honorable-mention all-state in 2010 ... Averaged 40 yards a punt with only one returned as a senior ... Son of John and Cheryl Macek ... Has one brother, Brad ... Born on Dec. 24, 1993.



70 Justin Manu

Offensive Line

Jr. ▶ 6-5 ▶ 281
Salt Lake City, UT ▶ Snow JC

Junior College: A powerful offensive lineman, Manu was a first-team NJCAA All-American in 2012 and started at offensive tackle for two seasons with Snow Junior College ... Anchored an offensive line that finished in the nation's top-10 in total offense and top-15 in rushing and passing in 2012 ... Blocked for the nation's leading rushing in Breon Allen who also led the nation in touchdowns last season.




18 Jamal Marshall

Linebacker

So. ▶ 6-3 ▶ 210
Missouri City, TX ▶ Fort Bend Elkins HS

2012: Played in nine games and made two tackles ... **High School/Personal:** Had 46 tackles, 10 PBUs and two sacks as a senior ... Ran track at Elkins ... Was a member of Elkins relay teams that reached the state meet in 2011 ... Has a personal best in the high jump of 6-3 ... Recorded personal best in the 200-meter dash of 23.17 seconds ... Son of Mike Peters and Pamela Registe ... Born July 3, 1993.



15 Mike Marshall

Wide Receiver

Jr. ▶ 6-0 ▶ 207
Grand Prairie, TX ▶ South Grand Prairie HS

2012: Saw action in 11 games and made four tackles ... Registered a career-high three tackles against Florida Atlantic ... Had his first tackle for loss against LSU ... **2011:** Played in six games on special teams ... Recorded five tackles ... **High School/ Personal:** Had 21 receptions for 251 yards at South Grand Prairie High School ... Named a Great Texas Scholar ... Is the son of Cheryl Small ... Is the brother to Asiah Marshall ... Born on December 10, 1991 ... Studying sociology with a minor in kinesiology.



49 Daryl Mason

Defensive Line

Jr. ▶ 6-3 ▶ 253
Garland, TX ▶ Rowlett HS

2012: Played in nine games and had six tackles in 2012 ... Made his first career-start at Kansas State and had two starts on the year ... Mason missed the final two games of the year with an injury ... **2011:** Played in eight games with one tackle ... **High School/ Personal:** Named second-team all-district in 10-5A as a senior ... Collected 34 tackles, seven tackles for loss, six sacks, and a blocked punt for Rowlett in 2010 ... Born on August 29, 1993 ... Son of Reynold and Elizabeth Mason.

MASON'S CAREER STATS

Year	G	ST	AT	TT	TFL	Sacks	FR	FF	Int	PBU
2011	6	1	0	1	0	0	0	0	0	0
2012	9	3	3	6	0	0	0	0	0	0
Career	15	4	3	7	0	0	0	0	0	0



PROFILES

↳ player bios



93 Brandon McCoy

Defensive Line

Sr. ▶ 6-2 ▶ 257
Carrollton, TX ▶ Creekview HS

2012: Battled through injuries in 2012, playing in nine games with eight starts ... Finished with 22 tackles, 3.5 tackles for loss and had one sack

... McCoy had one sack in the season finale at WKU ... Recorded three tackles against South Alabama and ULM ... Had five tackles in consecutive weeks against Arkansas State and MTSU ... Had one quarterback hurry at MTSU ...

2011: Played in 12 games, recording a career-high 44 tackles including 7.5 for loss, second best on the team with 7.5 ... Was second on the team with a career-high 4.5 sacks on the year ... Ranked 12th in the Sun Belt in season sacks ... Registered six tackles, two for loss, versus Western Kentucky ... Broke up a pass and made a six-yard half sack against ULM ... Registered three tackles and a four-yard sack against ULL ... Had six tackles and a five-yard sack against FAU ... Recorded two tackles against Indiana ... Earned two sacks against Alabama for eight yards lost ... Had six tackles, three solo and two for loss, in week three ... Named Defensive MVP against Alabama ... Stopped FIU's offense with three solo tackles and one assisted tackle ... **2010:** Played in 11 games and started against Louisiana-Lafayette ... Tied for second on the team with three sacks on the season ... Made 31 stops and four tackles for loss on the season ... Blocked a third-quarter field goal against Louisiana-Lafayette ... Sacked Jeff VanCamp on a late third-down play at FAU ... Made five tackles, including 0.5 tackles-for-loss, against Kansas State ... Made seven stops, including 0.5 tackles for loss, against FIU ... Sacked the quarterback and picked up seven total tackles against Troy ... Reached the quarterback for a sack at Middle Tennessee, one of three tackles on the day for him ... **Personal:** Served in the Army from 2004 to 2009 ... Is the son of Darron and Toni McCoy ... Born on August 12, 1985.

MCCOY'S CAREER STATS

Year	G	ST	AT	TT	TFL	Sacks	FR	FF	Int	PBU
2010	11	15	16	31	4.0	3.0	0	0	0	1
2011	12	27	17	44	7.5	4.5	0	0	0	1
2012	9	9	13	22	3.5	1.0	0	0	0	0
Career	32	51	46	97	14.5	8.5	0	0	0	2




53 Shawn McKinney

Offensive Line

Jr. ▶ 6-4 ▶ 365
Hubbard, TX ▶ (Trinity Valley)

Junior College: Was a second-team All-Southwest Junior College Football Conference player last season playing the center position ... Played guard and was picked second-team All-Southwest Junior College Football Conference in 2011 ... **High School:** Was a three-time first-team all-district selection playing both the offensive and defensive lines ... As a freshman offensive lineman, McKinney was named to the All-Super Centex team by the *Waco Tribune*.



5 Andrew McNulty

Quarterback

So. ▶ 6-1 ▶ 210
Iowa City, IA ▶ Iowa City HS

2012: Redshirted due to an injury ... **2011:** Scored a 10-yard rushing touchdown on his first carry, the first touchdown ever scored at Apogee Stadium, against Houston ... Passed for a season total of 352 yards and one touchdown in his first year of work ... Rushed for 105 yards and a touchdown as a dual threat quarterback on the year ... Threw for 136 yards on 14 completions and a touchdown against ASU ... Rushed for 72 yards on nine carries against the Red Wolves ... Made first collegiate start as a true freshman against Tulsa ... Made first collegiate appearance as a true freshman against the Houston Cougars ... Nominated to the Leadership Council by fellow team members ... **High School/Personal:** Threw for 1,438 yards and 12 touchdowns as a senior, and added 1,137 yards and 14 touchdowns on the ground ... Was named first-team all-state by the Iowa Newspapers Association, *IowaPreps.com* and the *Cedar Rapids Gazette* ... Played in the Iowa Shrine Bowl ... Helped lead Iowa City to a 36-0 regular season record ... A two-star *Rivals.com* recruit ... Has a brother, Ted, playing for Kansas, and his father Jim played football for Iowa ... Born on June 18, 1992.

MCNULTY'S CAREER STATS

Year	G	ATT	Comp	INT	PCT	Yards	TD	LG	EFF
2011	7	51	28	3	54.9	352	1	46	107.58
Career	7	51	28	3	54.9	352	1	46	107.58



86 Drew Miller

Tight End

Sr. ▶ 6-1 ▶ 258
Prosper, TX ▶ (Prosper HS)

2012: Finished season with a career-high 18 catches for 136 yards and two touchdowns ...

Notched a season-high 36 yards receiving in the finale at Western Kentucky ... Made his second touchdown catch of the year in the win over South Alabama ... Had three catches against Arkansas State ... Made his second career touchdown catch, a 14-yard score, in the win over Florida Atlantic ... Had two catches for 20 yards against FAU ... Had a three catches for 31 yards against Texas Southern ... **2011:** Played in all 12 games, catching six passes for 105 yards ... Pulled in two receptions for 50 yards, including a 26-yard reception against ULL ... Reeled in three passes for 44 yards against Tulsa, including a 34-yard reception ... **2010:** Played in all 12 games, and started at Middle Tennessee ... Made his first career reception, a 31-yard touchdown grab from Riley Dodge on fourth-and-one, against Troy ... Collected five tackles on the season ... **Personal:** Son of Bill and Tonja Miller ... Born December 11, 1991.

MILLER'S CAREER STATS

Year	G	Rec.	Yards	Avg.	TD	LG
2010	12	1	31	31.0	1	31
2011	12	6	105	17.5	0	34
2012	12	18	136	7.6	2	14
Career	36	25	272	10.6	3	34



37 Zach Olen

Kicker

Jr. ▶ 5-9 ▶ 221
Richardson, TX ▶ (Berkner HS)

2012: Was 11-for-16 in field goals and 28-for-29 on extra points in 2012 ... Was nine-for-nine on field goals from 20-to-39 yards last season ...

Went seven-for-seven from 20-29 yards and two-for-two from 30-39 yards ... Had a streak of six-straight made field goals during the year ... Went nine-for-11 in field goals in the final eight games of the year ... Made his sixth-straight field goal with a 43-yard boot against Arkansas State ... Made three field goals in the win over Louisiana-Lafayette ... Made two field goals against FAU, a season-high 48-yarder and a 28-yarder ... Was two-for-two in the win over Texas Southern in field goal attempts ... **2011:** Played in all 12 games ... Hit eight-of-16 field goals, with a long of 52 yards ... Second on the team in scoring with 56 points ... Kicked-off 55 times for a total of 3,443 yards, averaging 62.6 yards per kick with nine touchbacks ... Drilled a 46-yard field goal against ULM ... Tallied a 24-yard field goal verses ULL ... Averaged 68.3 yards per kick off against the Ragin' Cajuns ... Registered a 52-yard field goal against FAU ... Connected on a 52-yard field goal against Tulsa, tying the ninth-longest in school history and the second longest of his career ... Made a 39-yard field goal against Houston ... Averaged 67.8 yards per kick off on five attempts with one touchback ... **2010:** Selected second-team all-Sun Belt Conference ... Went 13-for-15 on field goals and 21-for-23 on extra points ... Kicked off 42 times for 2447 yards (58.3 avg) and three touchbacks ... Named Sun Belt Special Teams Player of the Week three times (10/9, 10/30, 11/13) ... Led the Sun Belt Conference in field goal percentage (86.7) and field goals made (1.44 per game) ... Recieved the Abner Haynes Award for being North Texas' most outstanding special-teams player ... Made the longest field goal for a North Texas player since 2001 (53 yards at MT) and the most field goals in a single game for a Mean Green kicker since 2006 (four vs. ASU) ... Ranked second on North Texas' single-season field-goal percentage list at 86.7 ... Connected on a 53-yard field goal as time expired in the first half against Middle Tennessee, which is tied for the seventh-longest field goal in Mean Green history ... Finished the Middle Tennessee game with 11 points, and was a perfect three-for-three on field goals, as he earned Sun Belt Player of the Week honors ... Hit four field goals, the most by a Mean Green player since 2006, and an extra point against Arkansas State, and was named Sun Belt Special Teams Player of the Week in his first collegiate game ... Hit a 48-yard field goal near the end of the first half at Western Kentucky, which was the the longest by any Sun Belt kicker at that point of the season, and scored nine points and was named Sun Belt Special Teams Player of the Week for the second time in three weeks ... Scored 13 points against ULM, making three field goals, including a 45-yarder against the Warhawks ... Connected on a 38-yard attempt against FIU ... Handled the kickoff duties against the Golden Panthers, averaging 66.0 yards on three attempts, which included a touchback ... Converted all five extra point attempts against Troy ... Played in seven games, after taking over the kicking duties mid-season... **High School:** Kicker and punter in high school ... Registered 34 punts for an average of 38.88 yards per punt, with nine downed inside the 20 and a long of 52 yards ... Made 10 of 15 field goals with a long of 47 yards ... Collected 33 touchbacks on 56 kickoffs.


OLEN'S CAREER STATS

Year	FG	Pct	1-19	20-29	30-39	40-49	50+	LG
2010	13-15	86.7	0-0	5-5	5-6	2-3	1-1	53
2011	8-16	50.0	0-0	2-3	1-1	3-10	2-2	52
2012	11-16	68.8	0-0	7-7	2-2	2-6	0-1	48
Career	32-47	68.1	0-0	14-15	8-9	7-19	3-4	53



PROFILES

↳ player bios




35 Zach Orr

Linebacker

Sr. ▶ 6-1 ▶ 240
DeSoto, TX ▶ (DeSoto HS)

2012: Named second-team all-conference after recording a team-high 108 tackles, a career high and the first time in his career

that he topped the 100-tackle mark ... The 108 tackles were the third most for North Texas since 2006 ... Had 3.5 tackles for loss and two interceptions on the year ... Had two PBUs, two fumble recoveries and one quarterback hurry on the year ... Had six games of double-digit tackles in 2012...Had a season-high 12 tackles in the win over South Alabama ... Led North Texas with 11 tackles against Arkansas State ... Had one of the key plays against Louisiana-Lafayette with his second interception of the season ... Had nine tackles in the win over Louisiana-Lafayette, which led the Mean Green defense ... Had a season-high 12 tackles on the road at Houston ... Recorded a team-high 10 tackles against Florida Atlantic, including one for loss ... Had his second career interception in the game against Troy, to go along with 11 tackles ... Had nine tackles against Kansas State ... Had four tackles against Texas Southern ... Recorded 10 tackles against LSU ... **2011:** Set a career high in tackles and led the team with 74 despite missing the last three games due to injury ... Was named second-team all-conference for the first time in his career ... Ranked seventh in the conference in total tackles ... Recorded seven tackles for loss, moving opponents back 21 yards ... Had a career high with two season sacks ... Produced four turnovers, with one interception, two fumble recoveries and one forced fumble ... Recovered a fumble and accumulated nine tackles against ASU ... Broke up a pass and tallied nine tackles against ULM ... Had a team-high six tackles against ULL ... Had a game-high 12 tackles against FAU, including an eight-yard sack ... Made a team-high eight tackles, including six solo, and recovered a fumble against Indiana ... Picked up his first sack of the season for five yards against the Alabama ... Recorded eight tackles, two of which were solo, against the Crimson Tide ... Received the coaches' defensive MVP for the second-straight week ... Led the team with nine tackles, including five solo tackles against Houston ... Had 10 total tackles, six of which were solo, in the season opener against FIU and earned the coaches' defensive MVP ... Named a co-defensive captain by player vote ... **2010:** Played in all 12 games, and started at ULM... Ranked second on the team with 60 tackles on the season... Broke up two passes and registered a tackle for loss on the season... Notched a game-high nine tackles and recovered a fumble at Western Kentucky... Made eight tackles against Kansas State... Recorded eight tackles against Troy... Made six tackles, including one for loss, at Army ... Racked up five stops at FAU... Collected four stops against Louisiana-Lafayette ... Registered five tackles at Middle Tennessee ... Led the team with 13 special teams tackles ... **High School:** Was a 2009 pre-season second-team defense selection ... As a junior, he made 157 tackles, 24 of which were for loss, 11 sacks, one interception and three fumble recoveries ... Selected Class 5A All-State and all-district 11-5A his junior season ... Was a three-star athlete according to *Rivals.com*.




2 Reggie Pegram

Running Back

Jr. ▶ 5-9 ▶ 221
Terrell, TX ▶ (Purdue)

2012: Sat out last season after transferring from the University of Purdue ... **Purdue:** As a sophomore, Pegram rushed for two touchdowns in the Little Caesar's Bowl victory ... He carried the ball five times for 24 yards in the win and had three catches for 20 yards ... For the season, Pegram had 109 yards rushing on 22 carries. Pegram appeared in all 12 games for Purdue as a reserve in 2010 and on special teams as a true freshman ... **High School/Personal:** Was honorable-mention all-state and first-team all-area as a senior at Madison High School in Dallas ... Rushed for 1,394 yards on 168 carries with 15 touchdowns ... Caught seven passes for 65 yards ... Opened senior season rushing for 189 yards on 14 carries and two touchdowns against Decatur ... Had 1,087 yards on 105 carries with 11 touchdowns as a junior ... Also lettered in track and field ... Cousin of former North Texas running back Erric Pegram and defensive lineman Brandon Kennedy.



17 Lynrick Pleasant

Wide Receiver

Sr. ▶ 6-2 ▶ 205
Mesquite, TX ▶ (Mesquite HS)

2012: Played in all 12 games and made three catches for 31 yards ... Had a 14-yard grab against Middle Tennessee and Texas Southern ... Made his other catch against Florida Atlantic... Pleasant played special teams and made four tackles on the year, with a season-high three at ULM ... **2011:** Saw action in six games, primarily on special teams ... Made six tackles ... **High School/ Personal:** Graduated in the top 15 percent from Mesquite High School ... Made 17 catches for 314 yards, two tackles, and three receiving touchdowns during senior season ... Made eight catches for 87 yards junior year ... Named first-team all-district wide receiver senior year ... Won the *Dallas Morning News* "Good Kid" of the month ... Won the Lighthouse Award and Principal's Award ... Made the honor roll every year during high school ... Son of Lynrick and Brenda Pleasant ... Brother to Whitley ... Born on May 10, 1991 ... Studying business

ORR'S CAREER STATS

Year	G	ST	AT	TT	TFL	Sacks	FR	FF	Int	PBU
2010	12	28	32	60	1.0	0	1	0	0	2
2011	9	39	35	74	7.0	2.0	2	1	1	4
2012	12	57	51	108	3.5	0	2	0	2	4
Career	33	124	118	242	11.5	2.0	5	1	3	10



42 Chad Polk

Defensive End

So. ▶ 6-0 ▶ 223
Dallas, TX ▶ Woodrow Wilson HS

2012: Played primarily on special teams last season ... Played in seven games and had nine tackles, one for loss ... Had a season- and career-high four tackles and one tackle for loss

in the season-opener against No. 1 LSU ... Recorded three tackles in the win over Texas Southern.



30 Jarrian Roberts

Defensive End

Fr. ▶ 6-2 ▶ 238
Clarksville, TX ▶ Clarksville HS

2012: Redshirted ... **High School/Personal:** Was named the All-Red River Valley Football Defensive MVP by the *Paris News* as he averaged 13 tackles a game this season ... Was

named to the Class 1A all-state team as an honorable-mention selection ... Piled up 118 tackles on the year, eight tackles for loss and six sacks as he was named the District 6-1A Defensive MVP ... A multi-sport star, Roberts was named to the all-state basketball team as a junior by the Texas Association of Basketball Coaches ... Son of Ricky and Lanetta Roberts ... Born on June 10, 1994.



89 Daniel Prior

Tight End/U-Back


Sr. ▶ 6-2 ▶ 246
Henderson, TX ▶ (Henderson HS)

2012: Was expected to compete for the starting tight end spot, but was forced to sit out last season due to injury ... **2011:** Played

in all 12 games and started two ... Caught four passes for 23 yards ... Had two special-teams tackles ... Forced a fumble and made an unassisted tackle against FIU ... **2010:** Made the transition from linebacker to tight end ... Played in all 12 games and started three games, two at tight end ... Made one catch for six yards at Middle Tennessee ... Recovered a fumble at Western Kentucky ... Finished the season with four tackles ... Had two tackles against Rice ... Started and made one tackle against Arkansas State ... **2009:** Played in 10 games last season ... Had a season-high three tackles on the road against Alabama ... Had two tackles against Troy and a tackle against Middle Tennessee and Arkansas State ... **High School/Personal:** Ranked the No. 36 strong LB in the nation by *Scout.com* ... Recorded 93 tackles as a senior in 2008 and 300 for his career ... Also had four receptions for 63 yards playing tight end ... Earned first-team all-district honors in 2008 and second-team as a sophomore in 2006 ... In 2007, he had 114 tackles, 20 for loss ... Ranked a 5.3 out of 6.1 by *Rivals.com* ... Ran the 40 in 4.66 ... Son of Luke Prior and Rebecca Womack ... Born on Feb. 10, 1991.

PRIOR'S CAREER STATS

Year	G	Rec.	Yards	Avg.	TD	LG
2009	10	0	0	0	0	0
2010	11	1	6	6.0	0	6
2011	12	4	23	5.8	0	18
Career	33	5	29	5.8	0	18



80 Darnell Smith

Wide Receiver

Sr. ▶ 6-1 ▶ 203
Garland, TX ▶ Ellsworth CC

2012: A former walk-on who earned a scholarship before the season, Smith finished as the second-leading receiver with 28 catches for 379 yards and two touchdowns ... In

the season finale at WKU, he had five catches for 49 yards and a touchdown ... Hauled in his first career touchdown catch against ULM, a game in which Smith had seven catches for 72 yards ... Smith grabbed a career-high seven catches for 107 yards against Arkansas State, the first 100-yard reception of his career ... Had two receptions for 76 yards against MTSU, including a 41-yard catch ... Had two receptions for 28 yards against Houston ... Made his first career reception against Texas Southern ... **Junior College:** Attended Ellsworth Community College in Iowa Falls, Iowa, where he was coached by Mike Virden ... Named to second-team all-conference after making 34 receptions for 507 yards and five touchdowns in 2011 ... **High School/Personal:** First-team all-district his junior year with 786 yards receiving and nine touchdowns, helping South Garland to a 10-3 record and a third-round playoff berth ... Also earned first-team all-district his senior year, grabbing five touchdown catches ... Born July 5, 1991, in Dallas, Texas ... Son of Anita Smith and Joseph Thompson ... Majoring in Applied Arts.

SMITH'S CAREER STATS

Year	G	Rec.	Yards	Avg.	TD	LG
2012	12	28	379	13.5	2	41
Career	12	28	379	13.5	2	41



PROFILES

↳ player bios



92 LaJaylin Smith

Linebacker

Jr. ▶ 6-0 ▶ 221
LaPlace, LA ▶ St. Charles
Catholic HS

2012: Played in seven games and made three tackles on the year ... Had one tackle against FAU, Houston and Middle Tennessee ...

High School/Personal: Was a three-time Class 3A all-state pick and a three-time first-team all-district pick at St. Charles Catholic, which went 15-0 and won the Louisiana 3A State title in 2011 ... As a senior, Smith led the St. Charles Catholic defense with 60 tackles and 13 sacks, and as a junior he racked up 75 tackles, eight sacks and five PBUs ... Was a three-time first-team all-river parish selection ... Played in the 2011 Bayou River Showdown All-Star Game ... Was named to the *Louisiana Football Magazine* Heart of Champions team after the 2011 season ... Son of Bernard and Nannette Smith ... Born on June 17, 1993.



10 Derrick Teegarden

Wide Receiver


Jr. ▶ 6-0 ▶ 198
Odessa, TX ▶ Odessa HS

2012: Had his season cut short due to injury, but Teegarden played in seven games and made three catches for 30 yards ... Had three catches for 30 yards at Houston and had a

season-high 14-yard reception at Houston ... **2011:** Made the transition to wide receiver after playing quarterback in 2010 ... Played in three games, catching one pass for 22 yards against Western Kentucky ... **2010:** Was a redshirt ... **High School/Personal:** Was the 2009 2-5A Offensive Player of the Year ... Completed 155-of-224 passes for 1,911 yards, 18 TDs and four interceptions in 2009 ... Also rushed for 833 yards on 109 carries and nine TDs ... Named first-team all-district and all-state honorable mention in 2008 after completing 151-of-233 passes for 2,224 yards, 24 TDs and 10 interceptions ... Rushed for 743 yards on 114 carries and 10 TDs his junior season ... Selected second-team all-district his sophomore season while throwing nine touchdowns and running for four more.

TEEGARDEN'S CAREER STATS

Year	G	Rec.	Yards	Avg.	TD	LG
2010	3	1	22	22.0	0	22
2011	7	3	30	10.0	0	14
Career	10	4	52	13.0	0	22




18 Marcus Smith

Tight End

So. ▶ 6-4 ▶ 255
San Antonio, TX ▶ Warren HS

2012: Played in three games but had his season cut short due to injury ... Made one catch for four yards at LSU ... **2011:** Was a redshirt

... **High School/Personal:** Graduated from Earl Warren High School and played three years of varsity football ... Named team captain ... Suffered torn ACL his senior year after playing three games, in which he scored five touchdowns ... Named first-team all-district and second-team all-area his junior year ... Nominated second-team all-district his sophomore year ... Son of Jackie Rush and Jerome Smith ... Brother of Sean Smith and Sherronda Rush ... Studying kinesiology.



11 Darius Terrell

Wide Receiver

Jr. ▶ 6-3 ▶ 212
DeSoto, TX ▶ Texas

2012: Sat out last season after transferring from the University of Texas ... **Texas:** Played in nine games in 2011 after redshirting in 2010 ... **High School/Personal:** Was a *Parade*

All-American and an AP first-team all-state selection as a senior ... Was a three-time first-team all-district pick and named Offensive MVP his senior year ... Was ranked the 17th best tight end in the nation by *Rivals.com* and the second-best tight end in Texas by *Dave Campbell's Texas Football* ... A three-year starter, he made 129 catches for 2,001 yards and 21 touchdowns at DeSoto ... Made 78 catches for 1,153 yards and 12 touchdowns in 2010 ... Made 34 catches for 588 yards and seven touchdowns as a junior ... Son of Darryl and Sheron Terrell ... Has one brother, Brandon ... Born on Dec. 13, 1991.



88 Tanner Smith

Tight End

Jr. ▶ 6-3 ▶ 250
Fort Worth, TX ▶ Nolan Catholic
HS

2012: Played in all 12 games as one of the primary blocking tight ends ... Made two catches for five yards ... **2011:** Saw action in three games. **High School/Personal:** Graduated

from Nolan Catholic High School ... Named All-District and All-State TAPPS Division I in 2008 and 2009 ... Awarded the most valuable player in the 2009 state championship game ... Played basketball for one year ... Son of Charlie and Lisa Smith ... Brother of Ashley, Alexandra, Abigail, and Tyler ... Born December 1, 1991 ... Studying business.



7 Derek Thompson

Quarterback

Sr. ▶ 6-4 ▶ 218
Glen Rose, TX ▶ (Glen Rose HS)

2012: Threw for a career-high 2,649 yards, the fourth most all-time in a single season at North Texas, and 14 touchdowns ... Is

only the second NT quarterback since 1995 to throw for 2,000 yards in a single season ... Topped the 200-yard passing mark in seven-consecutive games, the second-longest such streak in school history ... Led North Texas in total offense at 222.9 yards a game ... Tossed for a career-high 333 yards and two TDs at ULM, the fourth 300-yard passing game in his career and the second of the season ... Thompson passed for over 300 yards for the third time in his career, and topped the 200-yard mark for the seventh straight game, against Arkansas State when he threw for 316 yards ... Passed for 221 yards and one touchdown pass against MTSU ... In the win over Louisiana-Lafayette, his 78-yard touchdown pass was the game winner ... Finished that game with 282 yards and two touchdowns ... Tossed for 252 yards against Houston ... Threw for 256 yards and two touchdowns in the win at FAU ... Had a 68-yard touchdown strike to Brelan Chancellor at Florida Atlantic ... Thompson passed for 236 yards and one touchdown against Troy. Had a 50-yard TD pass against Troy ... Broke the school record for completion percentage in a game when he completed 25-of-28 passes at Kansas State ... Thompson's completion percentage of 89.2 against KSU broke the school record he previously held ... Had one touchdown pass and 219 yards against Kansas State ... Threw for 145 yards in the win over Texas Southern ... Tossed two touchdown passes against No. 1 LSU, including an 80-yard score, which is tied for the seventh longest in school history ... **2011:** Finished the season with 1,759 passing yards, 11 touchdowns, 57.7 percent completion rating and a 120.98 quarterback efficiency rating, all of which were career highs ... Finished with the fifth-most passing yards in a single season at North Texas since 1995 ... Set a North Texas single-game record by completing 82 percent of his passes, going 31-of-38 to lead North Texas to its first win ever at Troy ... Totaled 185 rushing yards and three touchdowns on 50 carries ... Completed 20-of-35 passes for 254 yards and two touchdowns against Western Kentucky ... Named Sun Belt Conference Player of the Week after throwing for 331 yards against Troy, one yard short of tying his career high ... Completed a career-high 31-of-38 passes with three touchdowns, two passing and one rushing ... Eclipsed the 300-yard mark for the first time in his career against ULM ... Notched a career high in completions (23) and tied a career high in touchdown passes (three) ... Piled up 332 yards on 23 of 39 passing against ULM ... Hit on 11-of-22 passes for 86 yards against ULL ... Rushed for 26 yards on eight attempts against the Ragin' Cajuns ... Connected on 13-of-27 passes for 108 yards and a touchdown against FAU ... Completed 10-of-20 passes for 201 yards, three touchdowns, and one interception against Indiana ... Threw a game high 83-yard touchdown pass ... Threw for 172 yards on completing 21-of-33 passes with one touchdown and one interception against Houston ... Rushed nine times for 41 yards ... Passed for 167 yards on 27 attempts with a quarterback rating of 103.81 against FIU in the season opener ... **2010:** Played in three games and started one before falling to injury ... Threw for 83 yards on 11-of-18 passing with one interception and no touchdowns ... Ran six times for 17 yards ... Completed all three of his pass attempts and gained 29 through the air against Clemson ... Threw for 43 yards and ran for 13 more at Army ... Completed two-of-four passes for 11 yards against Rice ... Rushed for one first down on two fourth-down rushing attempts ... **2009:** Played in the season finale against Arkansas State and led North Texas on a 68-yard touchdown drive in the final minute of the game ... Threw for 60 yards and one touchdown and was three-for-three passing ... **High School/Personal:** Completed 180-of-302 pass attempts for 2,627 yards and 26 touchdowns and rushed for 629 yards on 98 carries and had 13 touchdowns in 2008 ... Was named the 2008 Offensive Player of the Year in District 7-3A ... Led his team to the quarterfinals of the state playoffs in 2007 and the team finished with a 10-4 record, the best in school history ... Named the District 12-3A MVP in 2007

while completing 183-of-315 pass attempts for 2,646 yards and 24 touchdowns ... Rushed for 443 yards on 91 carries along with seven touchdowns in 2007 ... In 2007, he was an honorable-mention selection on the Texas Sports Writers Association Class 3A all-state team ... As a sophomore he threw for 1,900 yards and 15 touchdowns, while rushing for seven touchdowns and 400 yards ... In 2006, he was named the District 12-3A Newcomer of the Year ... Threw for over 1,700 yards and 14 touchdowns as a freshman ... Ran the 40 in 4.7 ... Ranked a 5.3 out of 6.1 by *Rivals.com* ... Also excelled in basketball, baseball, track and tennis during high school ... Son of Terry and Wendy Thompson ... Born on Sept. 24, 1990.

THOMPSON'S CAREER STATS

Year	G	ATT	Comp	INT	PCT	Yards	TD	LG	EFF
2009	1	3	3	0	100.0	60	1	31	378.00
2010	3	18	11	1	61.1	83	0	20	88.73
2011	11	272	157	6	57.7	1,759	11	83	120.98
2012	12	372	214	14	57.5	2,649	14	80	122.20
Career	27	665	385	21	57.9	4,551	26	83	122.00



8 Marcus Trice

Defensive Back

Sr. ▶ 5-8 ▶ 193
Mesquite, TX ▶ Oklahoma

2012: Started all 12 games and finished with 63 tackles, 6.5 for loss ... Had two interceptions, two forced fumbles and two fumble

recoveries ... Forced a fumble against WKU...Notched six tackles against ULM and had one PBU in the win over South Alabama ... Made seven tackles against Arkansas State ... Had eight stops against MTSU, including seven solo tackles, which included two tackles for loss in the game ... Recovered a fumble late in the game to seal the win over Louisiana-Lafayette ... Notched 1.5 tackles for loss in the win ... Had a season-high 10 tackles at Houston, along with two tackles for loss. Had an interception against Florida Atlantic and two tackles in the win ... Had a tackle for loss against Troy ... Against Kansas State, Trice forced a fumble and recovered it inside the red zone. Had his first career interception against Texas Southern and a 12-yard return ... Had four tackles against the Tigers in the 34-7 win ... Recorded five tackles against LSU ... **2011:** Sat out after transferring from Oklahoma ... **Oklahoma:** Ranked nationally as the 174th best player coming out of high school according to *Rivals.com* ... Made a member of the special teams in 2010 ... Forced a fumble that was recovered by OU vs. Baylor ... Made a career-high three tackles vs. Baylor ... Awarded Academic All-Big 12 second team ... Played in all 13 games in 2009 as a backup at safety and a member of special teams ... Blocked a punt against Idaho State ... Had tackles against Idaho State, Tulsa and Texas Tech ... **High School/Personal:** Named PrepStar All-American top 250 nationally coming out of high school ... Ranked No. 20 cornerback (*Rivals.com*), No. 20 overall player (*Rivals.com*), No. 25 cornerback (*Scout.com*), and No. 35 overall in southwest (*SuperPrep*) ... Awarded 2008 second team all-class, all-star "Super Team" compiled by *Texas Football Magazine* ... Unanimously voted first-team all-district selection ... Selected to participate in the Hawaii vs. Mainland All-American bowl game ... Had 61 catches for 790 yards and five touchdowns in 2008 ... Had 60 total tackles, 40 solos, 14 pass breakups and seven sacks in 2007 ... Son of Charissie Evans and Johnny Trice Jr. ... Brother to Darius, Darnell, and Crystal Taylor, Marquiese Williams, and Nicholas Trice ... Born November 8, 1990.


TRICE'S CAREER STATS

Year	G	ST	AT	TT	TFL	Sacks	FR	FF	Int	PBU
2012	12	40	23	63	6.5	0	2	2	2	1
Career	12	40	23	63	6.5	0	2	2	2	1



PROFILES

↳ player bios




20 Andrew Tucker

Defensive Back

Fr. ▶ 6-0 ▶ 199
Tyler, TX ▶ Chapel Hill HS

High School/Personal: Rated a three-star recruit by *Rivals.com*, and *Dave Campbell's Texas Football* named Tucker one of the top 25 running backs in Texas in 2011 ... Rushed for

1,088 yards and had 11 touchdowns as a senior in helping lead Chapel Hill to an undefeated season and the state championship ... Averaged 8.7 yards a carry and had 15 catches for 305 yards ... Was a two-way star at Chapel Hill High School ... Rushed for 1,063 yards and 14 touchdowns as a junior ... Defensively, he made 113 tackles, 12 for loss, with two sacks and forced five fumbles.




70 Sir Calvin Wallace

Defensive Tackle

Fr. ▶ 6-2 ▶ 293
Tyler, TX ▶ Chapel Hill HS

2012: Redshirted ... **High School/Personal:** Named 2011 Class 3A first-team all-state by *TheOldCoach.com* ... Had 73 tackles as a junior and nine tackles for loss ... Named

first-team all-district in 17-3A in 2011 ... In 2010, Wallace was the Defensive New-comer of the Year for District 17-3A and a second-team All-East Texas Defensive line pick ... Was a key member of his high school team that went 15-0 and won the Class 3A Division I state championship ... Son of Rastus and Joygina Perry ... Born on February 4, 1994.



23 Zac Whitfield

Defensive Back

So. ▶ 5-9 ▶ 190
Sherman, TX ▶ Sherman HS

2012: Named second-team all-conference as a freshman last season ... Whitfield, one of best freshman cornerbacks in the nation, ended the year with 60 tackles and a team-high

three interceptions ... Had 12 PBUs last season ... Was one of only nine freshmen in the nation with three or more interceptions on the year ... Had 12 PBUs on the season, which led the Sun Belt Conference and ranked 24th in the nation ... Was the only freshman in the nation to average 1.25 passes defended per game... Notched seven tackles and two PBUs against WKU ... Had six tackles and his third interception of the year against ULM ... Had three tackles and two PBUs against South Alabama... Had a career-high 10 tackles against Arkansas State, the first double-figure tackle number of his career ... Had one PBU against MTSU along with four tackles ... Had two PBUs and forced the game-winning fumble in the final minute to seal the win over Louisiana-Lafayette ... Had seven tackles against FAU and a season-high three PBUs in the win ... Had five tackles and one PBU against Troy ... Had an interception in each of the first two games of the season, and was one of only two freshman in the nation with two picks through the first two weeks of the season ... Recorded an interception, one PBU and a tackle against Texas Southern ... In his first collegiate game against LSU, Whitfield had seven tackles and an interception ... **2011:** Was a redshirt ... Moved from running back to defensive back prior to the 2012 season ... **High School/Personal:** Rushed for 23 touchdowns and over 1,100 yards his senior season at Sherman High School ... Was a 13-4A first-team all-district selection in consecutive seasons as a junior and a season ... Named to the All-Texomaland football team in 2010 and 2009 by the *Sherman Herald Democrat* ... Rushed over 1,200 yards and 14 touchdowns as a junior ... Timed in the 40-yard dash at 4.49 ... Was a multi-sport star, qualifying for regionals in track twice and was named the Sherman HS Sprinter of the Year in 2010 ... Born on April 6, 1993 ... Son of Jerry and Victoria Whitfield.

WHITFIELD'S CAREER STATS

Year	G	ST	AT	TT	TFL	Sacks	FR	FF	Int	PBU
2012	12	37	23	60	0	0	0	1	3	12
Career	12	40	23	60	0	0	0	1	3	12



11 Will Wright

Linebacker


Sr. ▶ 6-2 ▶ 221
Garland, TX ▶ South Garland HS

2012: Played in all 12 games, recording 21 tackles and one interception on the year ... Made three starts ... Had three tackles at

MTSU and three at Houston ... Had an interception and two tackles at Kansas State ... Tied his career-high with eight tackles against LSU ... **2011:** Set career highs in games played (11), total tackles (31), and tackles for loss (2.5) ... Had two pass break-ups and one blocked kick on the year ... Blocked a punt and tied the team-high with four tackles against Tulsa ... Collected four unassisted tackles against Indiana ... Notched a career-high eight tackles and a career-high two tackles for loss against the Houston ... **2010:** Played in eight games ... Returned one kick against Middle Tennessee for three yards ... Made four stops on the year, three in kickoff coverage ... **High School/Personal:** Starred in a defense that allowed only 264.9 yards per game in 2009, which ranked among the best in the area ... Named to District 10-5A First Team ... Hauled in nine interceptions, and made 75 tackles from his sport at corner.

WRIGHT'S CAREER STATS

Year	G	ST	AT	TT	TFL	Sacks	FR	FF	Int	PBU
2010	8	3	1	4	0	0	0	0	0	0
2011	11	21	10	31	3.5	2.5	1	0	0	2
2012	12	6	15	21	0.5	0	0	0	1	0
Career	31	30	26	56	4.0	2.5	1	0	1	2



57 Mason Y'Barbo

Offensive Line

Jr. ▶ 6-2 ▶ 307
Sulphur Springs, TX ▶ Sulphur Springs HS

2012: Named honorable-mention All-Sun Belt Conference in 2012 for the first time in his career ... Started all 12 games and has started 24 straight games ... Was part of an of-

fensive line that allowed the fewest sacks in the nation in 2012 ... Mean Green offensive line gave up just six sacks last season and did not allow a sack in nine of the 12 games in 2012 ... North Texas rushed for over 2,000 yards for the third time in the last four years ... Helped North Texas rush for over 200 yards in four games in 2012 and a season-high 352, which was the ninth highest total in school history ... **2011:** Started all 12 games as a freshman ... Led the way for Lance Dunbar to gain 139 yards on the ground against ULM ... Protected quarterback Derek Thompson to allow him to throw for a career high 332 yards and three touchdowns ... Helped pave the way for 226 yards on the ground against Indiana ... Was a member of the offensive line that allowed no sacks to Houston, Alabama or Indiana ... Made first career start at left guard against FIU ... **High School/Personal:** Helped pave the way for an offense that racked up 2,278 rushing yards, averaging 5.8 yards per carry and 30 touchdowns ... 2009 offense averaged almost 30 points per game and scored 384 on the year ... Was a reason the offense averaged 406 yards per game ... Son of Hank and Mitzi Y'Barbo ... Born September 22, 1991, in Dallas ... Has one brother, Matthew.



PROFILES

↳ newcomers




16 Chad Davis

Defensive Back

Fr. ▶ 5-10 ▶ 180
Richmond, TX ▶ Fort Bend Bush HS

High School/Personal: Had six interceptions last season and was named to the District 23-5A first-team in 2012 ... Rated a three-star

recruit by *Rivals.com* ... Ranked the 106th best player in Texas by *ESPN.com* after receiving three-stars and a scouting grade of 77 ... *ESPN* ranked Davis as the 51st best cornerback in the nation ... Ranked as one of Houston's top-100 recruits by the *Houston Chronicle* ... *Dave Campbell's Texas Football* named Davis one of the top-25 defensive backs in the state ... *VYPE Magazine* named Davis to the Greater Houston Area Top-100...Had 42 tackles six interceptions and five passes broken up as a senior ... As a junior, Davis had 35 tackles and 10 passes broken up, and was a unanimous first-team all-district player ... A multi-sport star, Davis was a member of the 4x200 relay team that finished third in the state and had the nation's fourth fastest time ... Born on April 30, 1994.




4 Darvin Kidsy

Wide Receiver

Fr. ▶ 6-0 ▶ 174
Missouri City, TX ▶ Fort Bend Elkins HS

High School/Personal: Kidsy had 33 receptions for 669 yards and 11 touchdowns last season....Averaged 20.2 yards a catch....

Named to the District 23-5A first-team in 2012.... On special teams, Kidsy averaged 32.9 yards on kickoff returns and 18 yards a return on punts ...Ranked as one of Houston's top-100 recruits by the *Houston Chronicle*....As a junior, Kidsy made 35 catches for 400 yards and four touchdowns.



52 Sed Ellis

Linebacker

Fr. ▶ 6-3 ▶ 189
Paris, TX ▶ Paris HS

High School/Personal: Was a two-time all-district selection ... Named to the 15-3A all-district first-team as a senior after racking up 45 tackles, 18 tackles for loss, three sacks, one

forced fumble and one fumble recovery ... Earned second-team all-district 15-3A honors as a junior ... Had 49 tackles, 14 tackles for loss, two forced fumbles, one sack, one fumble recovery and one defensive touchdown in 2011 ... A multi-sport star, Ellis ran a 21.60 200-meter dash and finished third at the regional track meet in 2012 ... Born on January 14, 1995 ... Son of Belinda Robinson and James Ellis.




14 Chris Loving

Tight End

Jr. ▶ 6-4 ▶ 272
Klein, TX ▶ Blinn CC

2012: Named honorable mention All-Southwest Junior College Athletic Conference as a sophomore and had nine catches for 137 yards

... **High School/Personal:** Had 33 catches for 545 yards and seven touchdowns ... Was a second-team all-district player ... Born on March 2, 1993.



3 Calvin Minor

Linebacker

Fr. ▶ 6-3 ▶ 207
Lewisville, TX ▶ Lewisville HS

High School/Personal: Was a unanimous first-team all-district selection in 5-5A in 2012 ... Rated a two-start recruit by *Rivals.com* ...

Minor had 84 tackles, 10 tackles for loss, two interceptions, two forced fumbles and a sack as a senior ... Racked up 50 tackles and five tackles for loss as a junior ... A multi-sports star, Minor was a member of the 4x400 relay team that advanced to the regional and state meets as a sophomore ... Born on May 31, 1995 ... Son of Jackie Minor and Dwayne Castille.




59 Cody Nelson

Offensive Line

Fr. ▶ 6-5 ▶ 277
Keller, TX ▶ Keller HS

High School/Personal: A three-year starter on the offensive line, Nelson was rated a three-star recruit by *Scout.com* and *247sports.com*,

the latter of which graded Nelson out as an 82, which placed him in the top-10 percent of the nation ... Named a top-100 area recruit by the *Dallas Morning News* and *VYPE Magazine* ... Helped pave the way for a 1,500 yard rusher, which was a school record, and helped set the single game rushing record at 311 yards in his senior year ... Named co-offensive MVP for the 2012 season ... Born on March 14, 1994 ... Son of Mark and Claire Nelson and Mary Daub.



63 Sid Moore

Defensive Tackle

Fr. ▶ 6-1 ▶ 267
Van, TX ▶ Van HS

High School/Personal: Rated a three-star player by *247sports.com* ... Rated the 106th best player and the 47th best lineman in

Texas by *247sports.com* ... Was a two-time all-state pick and two-time first-team all-district in 2011 and 2012 ... Had 102 tackles with 34 tackles for loss, eight sacks and two forced fumbles in 2012 ... Was an AP Class 3A honorable-mention all-state selection ... Named the District 15-3A Defensive MVP ... *The Longview News Journal* selected Moore to the 2012 All-East Texas Football Team first-team defense in 2012 ... *ETSN.fm* named Moore to the *ETSN.fm* Football Super Team first team in 2012 ... As a junior, Moore compiled 96 tackles, 38 tackles for loss and eight sacks ... He was an AP Class 3A Honorable Mention All-State selection in 2011 ... Was a second-team all-district selection as a sophomore, finishing with 60 tackles ... Born on October 31, 1994 ... Son of Joetta Davis and Sydrick Moore.



48 Wylie Reinhardt

Tight End

Fr. ▶ 6-4 ▶ 275
Saginaw, TX ▶ Saginaw HS

High School/Personal: Named first-team all-district in 6-4A in 2012 ... Moved to tight end in his senior year and made 10 catches for 105 yards after playing on the offensive line as

a junior ... Played offensive tackle as a junior and was named to second-team all-district ... Played on the defensive side of the ball, coming up with 30 tackles, five tackles for loss and two sacks as a sophomore ... Born on February 2, 1995.



PROFILES

↳ newcomers




10 John Schilleci

Defensive Back

Fr. ▶ 6-0 ▶ 193
Denton, TX ▶ Guyer HS

High School/Personal: Was a first-team all-district selection his senior season as he helped lead Guyer to the school's first-ever

state championship ... *VYPE Magazine* named him first-team all-district his senior season ... Had 111 tackles in 2012, five tackles for loss, eight passes broken up, one forced fumble and one safety ... As a junior, Schilleci had 42 tackles and five tackles for loss and was named to the District 7-5A first-team ... Schilleci had nine PBUs and one interception in 2011 ... Born on November 14, 1994 ... Son of Paul and Rosemary Schilleci.



1 Turner Smiley

Wide Receiver

Fr. ▶ 6-1 ▶ 187
Frisco, TX ▶ Wakeland HS

High School/Personal: Had 60 receptions for 862 yards and 12 touchdowns last season ... Had 13 total touchdowns for the year and

averaged 14.4 yards a catch ... Named 9-4A first-team all-district in 2012 ... On the defensive side of the ball, Smiley had 23 tackles and two interceptions ... Made 40 receptions for 663 yards with six touchdowns and was a first-team all-district as a junior ... Had 26 tackles and four interceptions in 2011 ... Born on July 9, 1994 ... Son of Keaton Smiley and Jennifer Womack.



32 Fred Scott

Linebacker

Fr. ▶ 5-11 ▶ 235
Kennedale, TX ▶ Kennedale HS

High School/Personal: Was a District 6-3A First-Team selection in 2012 ... Had 86 tackles his senior season to go along with nine tackles for loss and three forced fumbles ... Was an

academic all-state selection in 2012 ... Named an honorable-mention all-district in 2011 while playing linebacker, but also saw time at running back ... Ran for 577 yards and eight touchdowns ... On defense, he racked up 85 tackles, seven tackles for loss, two sacks and two interceptions ... Born on January 30, 1995 ... Son of Fred and Vickie Scott.




76 Harrison Sorge

Offensive Line

Fr. ▶ 6-5 ▶ 304
Wichita Falls, TX ▶ Rider HS

High School/Personal: Was named an AP Class 4A honorable-mention all-state selection his senior season ... Named first-team all-

district in 5-4A his senior season ... Named a first-team Class-4A player in 2012 by *Rivals.com* ... Chosen the Offensive MVP of the Red River 22 Large School team by *The Wichita Falls Times Record News* ... Named one of the top offensive linemen in the state and one of the top-300 recruits for 2012 by *Dave Campbell's Texas Football* ... Was a first-team all-district player as a junior and was named to the Red River 22 team by the *Wichita Falls Times Record News* ... Born on October 6, 1994 ... Son of Kent and Judy Sorge.




79 Dominick Walker

Offensive Lineman

Fr. ▶ 6-5 ▶ 278
Sugar Land, TX ▶ Fort Bend
Austin HS

High School/Personal: Was one of only three players to be a unanimous pick to the 23-5A first-team in 2012 ... Was named to the 2012 Class 5A All-Region III third-team ... Ranked as one of Houston's top-100 recruits by the *Houston Chronicle* ... As a junior was named to the first-team all-district. team.



6 Dajon Williams

Quarterback

Fr. ▶ 6-4 ▶ 199
Pflugerville, TX ▶ Connally HS

High School/Personal: Threw for 1,618 yards in 2012 and had 15 touchdown passes and only three interceptions ... Also ran for 508 yards and five touchdowns last season, demonstrating his skills as a dual-threat QB ... Completed 106 of 196 passes for 1,977 yards and 25 touchdowns as a junior ... Ran for 357 yards and four touchdowns ... *Dave Campbell's Texas Football* named Williams as one of the top quarterbacks in the state and one of the top-300 recruits for the 2012 season ... Was the district freshman of the year, throwing for 800 yards and running for 250 ... Born on September 9, 1994 ... Son of Dwain Williams and Tasha Slaughter.



OPPONENTS

↳ 2013 opponents

Game 1

August 31, 2013

Idaho at North Texas
Denton, Texas
Apogee Stadium

▶ The Series

Series Record: North Texas leads 5-4
At Denton: North Texas leads 3-2
At Moscow: Series tied at 2-2
First game: W, 24-17, November 16, 1996
Last game: W, 51-29, November 13, 2004

Date	Location	Result	Score
11/13/04	Denton#	W	51-29
10/11/03	Moscow#	W	24-14
11/9/02	Denton#	W	10-0
11/17/01	Moscow#	W	50-27
11/4/00	Denton*	L	16-14
10/9/99	Moscow*	L	28-10
10/31/98	Denton*	L	41-23
10/4/97	Moscow*	L	30-17
11/15/96	Denton*	W	24-17

*-Denotes Big West Conference game
#- Denotes Sun Belt Conference game

Game 2

September 7, 2013

North Texas at Ohio
Athens, Ohio
Peden Stadium

▶ The Series

Series Record: Ohio leads 1-0
At Denton: Ohio leads 1-0
At Athens: No games played
First game: L, 31-30 (2OT), September 12, 2009
Last game: L, 31-30 (2OT), September 12, 2009

Game 3

September 14, 2013

Ball State at North Texas
Denton, Texas
Apogee Stadium

▶ The Series

Series Record: North Texas leads 1-0
At Denton: No games played
At Muncie: North Texas leads 1-0
First game: W, 20-10, September 3, 2009
Last game: W, 20-10, September 3, 2009

Game 4

September 21, 2013

North Texas at Georgia
Athens, Georgia
Sanford Stadium

▶ The Series

Series Record: First meeting

Game 5

October 5, 2013

North Texas at Tulane
New Orleans, Louisiana
BMW Superdome

▶ The Series

Series Record: First Meeting

Game 6

October 12, 2013

Middle Tennessee at North Texas
Denton, Texas
Apogee Stadium

▶ The Series

Series Record: North Texas leads, 7-5
At Denton: Series is even at 3-3
At Murfreesboro: North Texas leads, 4-2
First game: W, 24-21, October 13, 2001
Last game: L, 38-21, October 27, 2012

Date	Location	Result	Score
10/27/12	Murfreesboro*	L	38-21
12/3/11	Denton*	W	59-7
11/13/10	Murfreesboro*	W	23-17
9/26/09	Denton*	L	37-21
11/22/08	Murfreesboro*	L	52-13
10/27/07	Denton*	L	48-28
9/30/06	Denton*	L	35-0
9/10/05	Murfreesboro*	W	14-7
10/2/04	Denton*	W	30-21
10/25/03	Murfreesboro*	W	33-28
11/23/02	Murfreesboro*	W	30-20
10/13/01	Denton*	W	24-21

*- Denotes Sun Belt Conference Game

Game 7

October 19, 2013

North Texas at Louisiana Tech
Ruston, Louisiana
Joe Aillet Stadium

▶ The Series

Series Record: Louisiana Tech leads 6-5
At Denton: Louisiana Tech leads 3-1
At Ruston: North Texas leads 4-3
First game: W, 14-8, October 30, 1976
Last game: L, 34-31, November 4, 2006

Date	Location	Result	Score
11/4/06	Denton	L	34-31
11/22/05	Ruston	L	40-14
11/21/87	Denton*	W	10-5
10/4/86	Ruston*	L	17-10
10/5/85	Denton*	L	33-8
9/29/84	Ruston*	L	17-12
10/22/83	Denton*	L	25-18
11/3/79	Ruston	W	19-17
10/28/78	Ruston	W	16-14
11/19/77	Ruston	W	41-14
10/30/76	Ruston	W	14-8

*- Denotes Southland Conference Game

Game 8

October 26, 2013

North Texas at Southern Miss
Hattiesburg, Mississippi
M.M. Roberts Stadium

▶ The Series

Series Record: Southern Miss leads 4-3
At Denton: North Texas leads 2-1
At Hattiesburg: Southern Miss leads 2-1
At Neutral Site: Southern Miss leads 1-0 (New Orleans Bowl)
First game: W, 15-7, October 2, 1954
Last game: L, 31-10, December 14, 2004

Date	Location	Result	Score
12/14/04	New Orleans (New Orleans Bowl)	L	31-10
10/31/81	Denton	L	22-0
10/6/79	Hattiesburg	L	30-10
11/4/78	Denton	W	25-12
10/8/77	Hattiesburg	W	27-14
10/8/55	Hattiesburg	L	26-0
10/2/54	Denton	W	15-7



Game 9

October 31, 2013

Rice at North Texas
Denton, Texas
Apogee Stadium

▶ The Series

Series Record: Rice leads 2-1

At Denton: Rice leads 1-0

At Houston: Series even at 1-1

First game: W, 33-17, November 19, 1988

Last game: L, 32-21, September 11, 2010

Date	Location	Result	Score
9/11/10	Denton	L	32-31
9/27/08	Houston	L	77-20
11/19/88	Houston	W	33-17

Game 10

November 9, 2013

UTEP at North Texas
Denton, Texas
Apogee Stadium

▶ The Series

Series Record: North Texas leads 13-5-3

At Denton: North Texas leads 7-1-2

At El Paso: North Texas leads 6-4-1

First game: W, 33-0, November 22, 1954

Last game: W, 35-15, September 20, 1980

Date	Location	Result	Score
9/20/80	El Paso	W	35-15
9/1/79	Denton	W	35-0
9/2/78	Denton	W	49-0
9/10/77	El Paso	W	41-10
11/9/68	El Paso	W	34-31
9/24/66	Denton	W	12-9
9/18/65	El Paso	L	61-15
9/19/64	Denton	T	0-0
9/2/63	El Paso	L	34-7
9/22/62	Denton	W	19-6
11/25/61	El Paso	W	24-14
9/24/60	Denton	T	16-16
9/26/59	El Paso	W	31-7
9/20/58	Denton	W	26-8
9/21/57	El Paso	L	14-13
10/20/56	Denton	W	13-6
9/24/55	El Paso	T	7-7
10/23/54	Denton	L	6-0
9/20/52	Denton	W	27-14
9/22/51	El Paso	W	33-0

Game 11

November 23, 2013

UTSA at North Texas
Denton, Texas
Apogee Stadium

▶ The Series

Series Record: First Meeting

Game 12

November 30, 2013

North Texas at Tulsa
Tulsa, Oklahoma
H.A. Chapman Stadium

▶ The Series

Series Record: Tulsa leads 18-6

At Denton: Tulsa leads 6-4

At Tulsa: Tulsa leads 11-2

First game: W, 14-12, October 19, 1957

Last game: L, 41-24, October 1, 2011

Date	Location	Result	Score
10/1/11	Tulsa	L	41-24
9/6/08	Denton	L	56-26
9/16/06	Tulsa	L	28-3
9/17/05	Denton	L	54-2
10/20/82	Denton	L	38-20
10/11/80	Tulsa	L	28-27
9/21/74	Tulsa*	L	31-6
11/17/73	Denton*	L	24-15
11/25/72	Tulsa*	L	45-22
12/5/70	Tulsa*	L	26-20
11/15/69	Denton*	W	42-16
10/19/68	Tulsa*	W	20-17
11/18/67	Denton*	W	54-12
10/15/66	Tulsa*	L	30-27
10/16/65	Denton*	L	27-20
11/14/64	Tulsa*	L	47-0
10/19/63	Denton*	L	22-21
10/13/62	Tulsa*	L	34-0
10/21/61	Denton*	W	23-12
11/12/60	Tulsa*	L	12-8
11/14/59	Tulsa*	L	17-6
10/25/58	Denton*	W	8-7
10/19/57	Tulsa*	W	14-12

* - Denotes Missouri Valley Conference Game



OPPONENTS

↳ all-time results

OPPONENT	W	L	T	LAST MEETING	SCORE
Abilene Christian	15	8	1	1994	48-0
Air Force	0	1	0	2003	21-34
Akron	0	2	0	2006	13-33
Alabama	0	4	0	2011	0-41
Alcorn State	1	0	0	1990	20-7
Angelo State	1	0	0	1984	7-3
Arizona	0	1	0	2002	9-14
Arizona State	1	4	0	1998	15-34
Arkansas	0	9	0	2007	7-66
Ark.-Monticello	2	0	0	1941	60-0
Arkansas State	8	14	0	2012	19-37
Army	0	4	0	2010	0-24
Auburn	0	1	0	1981	0-20
Austin College	10	5	1	1946	14-0
Ball State	1	0	0	2009	20-10
Baylor	1	11	0	2004	14-37
Boise State	3	3	0	2000	0-59
Bowling Green	0	1	0	1964	7-21
BYU	2	3	0	1980	23-41
Burleson College	4	2	0	1922	13-9
Cal Poly-Pomona	2	0	0	1976	21-10
Cincinnati	9	7	1	2002	24-19
Clemson	0	1	0	2010	10-35
Colorado	0	1	0	2004	21-52
Colorado State	2	1	0	2001	20-45
Dallas University	3	2	0	1919	87-6
Daniel Baker Col.	3	0	0	1931	32-13
Dayton	0	1	0	1952	14-20
Decatur Baptist	11	0	0	1929	97-0
Drake	10	4	1	1976	63-0
East Carolina	0	1	0	1979	16-49
East Texas State	19	6	1	1951	48-7
E. Washington	1	0	1	1988	51-0
Emporia State	1	0	1	1955	62-0
Florida	1	0	0	1947	20-12
Florida Atlantic	3	6	0	2012	20-14
FIU	2	5	0	2011	16-41
Florida State	0	2	0	1977	14-35
Fresno State	2	0	0	1951	62-0
Hardin-Simmons	11	8	1	1963	18-12
Houston	7	7	0	2012	21-44
Howard Payne	2	1	0	1949	34-14
Idaho State	1	0	0	1995	41-38
Idaho	5	4	0	2004	51-29
Illinois State	1	0	0	1996	20-14
Kansas	0	3	0	1998	13-24
Kansas State	1	6	0	2012	21-35
Kentucky	0	3	0	1984	7-31
Lamar	4	2	0	1986	33-13
Long Beach State	0	2	1	1974	19-35
LSU	0	5	0	2012	14-41
Louisiana-Lafayette	9	8	0	2012	30-23
Louisiana Tech	5	6	0	2006	31-34

OPPONENT	W	L	T	LAST MEETING	SCORE
Louisville	10	7	0	1995	14-57
Marshall	0	1	0	1988	0-7
McMurray	4	2	2	1957	14-7
McNeese State	6	5	1	1994	38-17
Memphis	4	15	0	1980	29-10
Meridian	2	1	0	1920	41-0
Miami (Fla.)	0	1	0	1980	8-26
Midwestern	7	1	1	1956	14-7
Missouri	0	1	0	1995	7-28
Montana	0	1	0	1994	17-21
Murray State	1	0	0	1989	28-14
Middle Tenn.	7	5	0	2012	21-38
Mississippi	0	4	0	1956	0-45
Mississippi State	2	6	0	1978	5-17
Missouri State	2	1	1	1994	26-20
Nicholls State	5	0	0	2002	23-0
Navy	0	1	0	2007	62-74
Nebraska	0	1	0	1993	14-76
Nevada	2	9	0	1999	28-41
New Mexico	1	1	0	1983	18-8
New Mexico St.	22	9	2	2004	36-26
North Dakota	1	0	0	1952	55-0
Northwestern St	4	6	0	1994	28-25
N. Illinois	1	0	0	1996	24-21
N. Michigan	1	0	0	1968	17-3
Ohio	0	1	0	2009	30-31
Oklahoma	0	7	0	2007	10-79
Oklahoma Baptist	1	0	0	1920	29-0
Oklahoma City .	1	1	0	1949	26-7
Oklahoma State	1	10	0	1994	34-36
Oregon State	1	1	0	1997	7-33
Pacific	1	1	0	1951	0-34
Parsons College	1	0	0	1965	26-7
Pittsburg State	1	0	0	1938	28-0
Rice	1	2	0	2010	31-32
Richmond	2	6	0	1982	22-13
Sam Houston State	19	11	1	1994	21-16
Samford	1	0	0	2000	14-6
San Diego State	1	6	0	1975	12-30
San Jose State	1	2	1	1981	16-28
SE Oklahoma	4	1	1	1920	47-0
Southern Illinois	4	0	0	1967	37-0
Southern Miss	3	4	0	2004	10-31
SMU	4	28	1	2007	31-45
SW Oklahoma	1	0	0	1950	76-6
South Alabama	1	0	0	2012	24-14
South Florida	0	2	0	2002	17-24
Southwestern	5	2	2	1938	27-6
Stephen F. Austin	23	3	3	1994	33-33
Sul Ross St.	1	0	0	1951	62-6
Tampa	1	2	0	1970	7-18
Tarleton State	1	2	0	1921	0-13
Tennessee	1	0	0	1975	21-14

OPPONENTS

↳ all-time results



OPPONENT	W	L	T	LAST MEETING	SCORE
Tenn-Chattanooga	5	3	0	1966	42-7
Terrell Academy	0	1	0	1914	0-6
Texas	0	9	0	2006	7-56
Texas A&M	0	7	0	1998	9-28
TCU	2	16	0	2002	10-16
Texas State	28	6	3	1994	27-14
Texas Southern	1	0	0	2012	34-7
Texas Tech	4	4	0	2001	14-42
Thorp Springs	1	0	0	1916	48-0
Trinity	16	9	2	1957	13-26
Troy	2	8	0	2012	7-14
Tulsa	6	17	0	2011	24-41
UAB	0	1	0	1995	14-19
ULM	13	16	0	2012	16-42
UNLV	0	4	0	2000	0-38
UTA	11	4	1	1985	23-20
UTEP	13	5	3	1980	35-15
Utah State	3	4	0	2004	31-23
Vanderbilt	0	2	0	1997	12-29
Weber State	1	1	0	1971	0-20
Wesley College	1	0	0	1921	33-6
Western Kentucky	4	2	0	2012	24-25
West Texas State	17	6	0	1983	32-3
Wichita State	11	5	1	1974	10-10
Youngstown	2	0	0	1957	68-13

Homecoming Results (40-22-1)

1946	NT 47, East Texas St. 7
1947	NT 33, Houston 0
1948	NT 27, East Texas St. 7
1949	NT 28, Houston 23
1950	NT 34, Nevada 21
1951	NT 61, Midwestern St. 0
1952	NT 34, Texas Tech 19
1953	NT 38, West Texas St. 6
1954	UTEP 6, NT 0
1955	UT-Chattanooga 14, NT 6
1956	NT 7, Trinity 7
1957	NT 12, UT-Chattanooga 0
1958	NT 8, Tulsa 7
1959	NT 12, Wichita State 0
1960	NT 26, Hardin-Simmons 19
1961	NT 23, Tulsa 12
1962	NT 14, Cincinnati 8
1963	NT 7, Wichita State 3
1964	Cincinnati 27, NT 6
1965	NT 24, Wichita State 21
1966	NT 35, Cincinnati 13
1967	NT 20, Wichita State 14
1968	NT 55, Cincinnati 34
1969	NT 27, Wichita State 0
1970	Cincinnati 30, NT 10
1971	NT 21, Drake 12
1972	New Mexico St. 36, NT 22
1973	NT 31, Wichita State 21
1974	NT 24, New Mexico St. 19
1975	NT 27, Cal Poly Pomona 17
1976	Florida State 21, NT 20
1977	NT 45, New Mexico St. 17
1978	NT 25, S. Mississippi 12
1979	NT 28, West Texas St. 14
1980	NT 26, ULM 18
1981	NT 38, New Mexico St. 16
1982	New Mexico 20, NT 17
1983	NT 10, Lamar 0
1984	NT 10, ULM 3
1985	Louisiana Tech 33, NT 8
1986	Arkansas State 43, NT 21
1987	NT 41, Sam Houston 24
1988	NT 37, McNeese St. 0
1989	S.F. Austin 35, NT 16
1990	McNeese State 16, NT 14
1991	NT 18, S.F. Austin 14
1992	NT 37, Notherwestern State 34
1993	NT 35, Texas State 28
1994	NT 38, McNeese St. 17
1995	UAB 19, NT 14
1996	Nevada 40, NT 13
1997	Boise State 17, NT 14
1998	NT 27, Nevada 21
1999	Arkansas State 14, NT 10
2000	Utah State 17, NT 12
2001	NT 24, Middle Tennessee 21
2002	NT 41, ULM 2
2003	NT 37, Utah State 27
2004	NT 36, New Mexico St. 26
2005	ULM 24, NT 19
2006	NT 25, FIU 22
2007	Middle Tennessee 38, NT 28
2008	Troy 45, NT 17
2009	Florida Atlantic 44, NT 40
2010	FIU 34, NT 10
2011	NT 38, ULM 21
2012	Arkansas State 37, NT 19

Wins in bold

Mean Green vs. FBS Conferences

Conference	Record	Last Played	Last Opponent
Atlantic Coast	0-3	2010	Clemson
Big East	0-1	1980	Miami (FL)
Big 12	7-57	2012	Kansas State
Big 10	1-0	2011	Indiana
Conference USA	33-49-1	2012	Houston
Independent	1-3	2010	Army
Mid-American	2-4	2009	Ohio
Mountain West	6-15	2003	Air Force
Pac-12	2-4	1997	Oregon State
Southeastern	3-33	2011	Alabama
Sun Belt	41-46	2012	Western Kentucky
SWAC	1-0	2012	Texas Southern
Western Athletic	34-75-2	2006	Louisiana Tech



IN REVIEW

↳ results and statistics

↳ Mean Green 2012 Results

Date	Opponent	Results	Atten.
Sept. 1	at No. 1 LSU	L, 41-14	92,059
Sept. 8	vs. Texas Southern	W, 34-7	22,259
Sept. 15	at No. 14 Kansas State	L, 35-21	50,290
Sept. 22	vs. Troy*	L, 14-7	21,823
Sept. 29	at Florida Atlantic*	W, 20-14	13,888
Oct. 6	at Houston	L, 44-21	25,476
Oct. 16	vs. Louisiana-Lafayette*	W, 30-23	17,055
Oct. 27	at Middle Tennessee*	L, 38-21	14,102
Nov. 3	vs. Arkansas State*	L, 37-19	17,534
Nov. 10	vs. South Alabama*	W, 24-14	15,963
Nov. 17	at ULM*	L, 42-16	14,079
Nov. 24	at WKU*	L, 25-24	11,074

*Sun Belt Conference Game

↳ Win-Loss Breakdown

All Games	4	8	333
Home	3	2	600
Away	1	6	143
Sun Belt Games	3	5	375
Home	2	2	500
Away	1	3	250

↳ North Texas Record When ...

Leading at the half	2	1	667
Trailing at the half	1	6	143
Tied at the half	1	1	500
Leading after three quarters	3	1	750
Trailing after three quarters	0	7	000
Tied after three quarters	1	0	1,000
Scoring first	2	4	333
Opponent scores first	2	4	333
Running more plays than opponent	2	5	286
Opponent runs more plays	2	3	400
Committing more turnovers	0	5	000
Committing less turnovers	4	3	571
Turnovers are even	0	0	000
Committing at least two turnovers	1	7	125
Winning time of possession	2	7	222
Opponent wins time of possession	2	1	667
Running 70 or more off. plays	2	5	286
Running less than 70 off. plays	2	3	400
Rushing for 150 yards or more	3	4	429
Rushing for less than 150 yards	1	4	200
Passing for 200 yards or more	2	6	250
Passing for less than 200 yards	2	2	500
Passing % is over 55%	2	5	286
Passing % is less than 55%	2	3	400
Third down conv. is over 40%	1	2	333
Third down conv. is less than 40%	3	6	333
Gaining more total yards than opp	3	1	750
Gaining less total yards than opp	1	7	125
Playing at home	3	2	600
Playing on the road	1	6	143
Playing on natural grass	1	2	333
Playing on artificial surface	3	6	333

↳ Team Statistics

	NT	OPP
SCORING	251	334
Points Per Game	20.9	27.8
FIRST DOWNS	241	253
Rushing	107	103
Passing	117	126
Penalty	17	24
RUSHING YARDAGE	2,102	1,984
Yards gained rushing	2,302	2,229
Yards lost rushing	200	245
Rushing Attempts	478	394
Average Per Rush	4.4	5.0
Average Per Game	175.2	165.3
TDs Rushing	17	22
PASSING YARDAGE	2,649	3,028
Att-Comp-Int	375-214-14	420-266-11
Average Per Pass	7.1	7.2
Average Per Catch	12.4	11.4
Average Per Game	220.8	252.3
TDs Passing	14	19
TOTAL OFFENSE	4,751	5,012
Total Plays	853	814
Average Per Play	5.6	6.2
Average Per Game	395.9	417.7
KICK RETURNS: #-Yards	38-729	26-690
PUNT RETURNS: #-Yards	8-17	11-110
INT RETURNS: #-Yards	11-45	14-118
KICK RETURN AVERAGE	19.2	26.5
PUNT RETURN AVERAGE	2.1	10.0
INT RETURN AVERAGE	4.1	8.4
FUMBLES-LOST	11-4	15-8
PENALTIES-Yards	52-520	70-569
Average Per Game	43.3	47.4
PUNTS-Yards	70-2,888	57-2,239
Average Per Punt	41.3	39.3
Net punt average	36.5	38.3
TIME OF POSSESSION/Game	32:57	27:03
3RD-DOWN Conversions	59-178	75-166
3rd-Down Pct	33%	45%
4TH-DOWN Conversions	11-22	3-14
4th-Down Pct	50%	21%
SACKS BY-Yards	19-131	6-26
MISC YARDS	0	0
TOUCHDOWNS SCORED	31	44
FIELD GOALS-ATTEMPTS	11-17	10-14
ON-SIDE KICKS	0-3	1-1
RED-ZONE SCORES	30-42 (71%)	29-38 (76%)
RED-ZONE TOUCHDOWNS	21-42 (50%)	24-38 (63%)
PAT-ATTEMPTS	28-29 (97%)	40-42 (95%)
ATTENDANCE	94,634	220,968
Games/Avg Per Game	5/18,927	7/31,567
Neutral Site Games	0/0	

↳ Score By Quarters

	1st	2nd	3rd	4th	OT	Total
North Texas	44	70	82	55	0	251
Opponents	92	89	76	77	0	334

IN REVIEW

↳ individual statistics



↳ Rushing	GP	Att	Gain	Loss	Net	Avg	TD	Long	Avg/
Byrd, Brandin	12	205	925	50	875	4.3	4	85	72.9
Jimmerson, Antoine	12	108	563	19	544	5.0	5	45	54.4
Brown, Jeremy	12	96	549	44	505	5.3	4	51	42.1
Chancellor, Brelan	8	16	168	13	155	9.7	2	46	19.4
Thompson, Derek	12	39	74	48	26	0.7	2	7	2.2
Harris, Carlos	12	1	10	0	10	10.0	0	10	0.8
Ladner, Mike	1	4	7	0	7	1.8	0	3	7.0
Sashington, Knockus	12	1	6	0	6	6.0	0	6	0.5
Bynes, Chris	11	1	0	9	-9.0	-9.0	0	0	0.8
TEAM	8	7	0	17	-17	-2.4	0	0	-2.1
Total	12	478	2,302	200	2,102	4.4	17	85	175.2
Opponents	12	394	2,229	245	1,984	5.0	22	75	165.3

↳ Passing	G	Effic	Att	Comp	Int	Pct	Yds	TD	Lng	Avg/G
Thompson, Derek	12	122.24	372	214	14	57.5	2,649	14	80	220.8
Osborn, Brent	2	0.00	2	0	0	0.0	0	0	0	0.0
Teegarden, Derrick	7	0.00	1	0	0	0.0	0	0	0	0.0
Total	12	121.26	375	214	14	57.1	2,649	14	80	220.8
Opponents	12	133.58	420	266	11	63.3	3,028	19	76	252.3

↳ Receiving	G	No.	Yds	Avg	TD	Long	Avg/G
Delgado, Ivan	11	42	570	13.6	0	51	51.8
Smith, Darnell	12	28	379	13.5	2	41	31.6
Chancellor, Brelan	8	25	450	18.0	5	80	56.2
Harris, Carlos	12	19	263	13.8	1	33	21.9
Miller, Drew	12	18	136	7.6	2	13	11.3
Byrd, Brandin	12	18	92	5.1	0	11	7.7
Bynes, Chris	11	15	196	13.1	0	39	17.8
Power, Andrew	11	14	180	12.9	1	27	16.4
Brown, Jeremy	12	13	98	7.5	0	36	8.2
Jimmerson, Antoine	10	12	205	17.1	3	78	20.5
Pleasant, Lynrick	12	3	31	10.3	0	14	2.6
Teegarden, Derrick	7	3	30	10.0	0	14	4.3
Smith, Tanner	12	2	5	2.5	0	4	0.4
Renger, Brett	4	1	10	10.0	0	10	2.5
Smith, Marcus	3	1	4	4.0	0	4	1.3
Total	12	214	2,649	12.4	14	80	220.8
Opponents	12	266	3,028	11.4	19	76	252.3



IN REVIEW

↳ individual statistics

↳ Total Offense	G	Plays	Rush	Pass	Total	Avg/G
Thompson, Derek	12	411	26	2,649	2,675	222.9
Byrd, Brandin	12	205	875	0	875	72.9
Jimmerson, Antoinne	10	108	544	0	544	54.4
Brown, Jeremy	12	96	505	0	505	42.1
Chancellor, Brelan	8	16	155	0	155	19.4
Harris, Carlos	12	1	10	0	10	0.8
Ladner, Mike	1	4	7	0	7	7.0
Sashington, Knockus	12	1	6	0	6	0.5
Bynes, Chris	11	1	-9	-	-9	-0.8
TEAM	8	7	-17	0	-17	-2.1
Total	12	853	2,102	2,649	4,751	395.9
Opponents	12	814	1,984	3,028	5,012	417.7

↳ Kick Returns	No.	Yds	Avg	TD	Long
Chancellor, Brelan	18	351	19.5	0	29
Brown, Jeremy	15	324	21.6	0	35
Byrd, Brandin	3	28	9.3	0	11
Harris, Carlos	1	13	13.0	0	13
Miller, Drew	1	13	13.0	0	13
Total	38	729	19.2	0	35
Opponents	26	690	26.5	1	96

↳ Interceptions	No.	Yds	Avg	TD	Long
Whitfield, Zac	3	-5	-1.7	0	0
Akunne, Derek	2	38	19.0	0	38
Trice, Marcus	2	12	6.0	0	12
Orr, Zach	2	0	0.0	0	0
Wright, Will	1	0	0.0	0	0
Lee, Lairamie	1	0	0.0	0	0
Total	11	45	4.1	0	38
Opponents	14	118	8.4	1	39

↳ Punt Returns	No.	Yds	Avg	TD	Long
Chancellor, Brelan	5	10	2.0	0	5
Harris, Carlos	3	7	2.3	0	5
Total	8	17	2.1	0	5
Opponents	11	110	10.0	1	70

↳ Fumble Returns	No.	Yds	Avg	TD	Long
Total	0	0	0.0	0	0
Opponents	1	26	26.0	0	26

IN REVIEW

↳ individual statistics



↳ Field Goals	FGM-FGA	Pct	01-19	20-29	30-39	40-49	50-99	Lg	Blkd
Olen, Zach	11-16	68.8	0-0	7-7	2-2	2-6	0-1	48	1
Paul, Zach	0-1	0.0	0-0	0-1	0-0	0-0	0-0	0	0

↳ Punting	No.	Yds	Avg	Long	TB	FC	I20	50+	Blkd
Atterberry, Will	70	2,888	41.3	67	11	25	23	8	0
Total ...	70	2,888	41.3	67	11	25	23	8	0

----- PATs -----									
↳ Scoring	TD	FGs	Kick	Rush	Rcv	Pass	DXP	Saf	Points
Olen, Zach	--	11-16	28-29	--	--	--	--	--	61
Jimmerson, Antoine	8	--	--	--	--	--	--	--	48
Chancellor, Breelan	7	--	--	--	--	--	--	--	42
Byrd, Brandin	4	--	--	--	1	--	--	--	26
Brown, Jeremy	4	--	--	--	--	--	--	--	24
Smith, Darnell	2	--	--	--	--	--	--	--	12
Thompson, Derek	2	--	--	--	--	1-2	--	--	12
Miller, Drew	2	--	--	--	--	--	--	--	12
Harris, Carlos	1	--	--	--	--	--	--	--	6
Power, Andrew	1	--	--	--	--	--	--	--	6
Team	--	--	--	--	--	--	--	1	2
Paul, Zach	--	0-1	--	--	--	--	--	--	0
Total	31	11-17	28-29	--	1	1-2	0	1	251
Opponents	44	10-14	40-42	--	--	0-2	0	0	334

↳ All Purpose	G	Rush	Rec	PR	KOR	IR	Tot	Avg/G
Byrd, Brandin	12	875	92	0	28	0	995	82.9
Chancellor, Breelan	8	155	450	10	351	0	966	120.8
Brown, Jeremy	12	505	98	0	324	0	927	77.2
Jimmerson, Antoine	10	544	205	0	0	0	749	74.9
Delgado, Ivan	11	0	570	0	0	0	570	51.8
Smith, Darnell	12	0	379	0	0	0	379	31.6
Harris, Carlos	12	10	263	7	13	0	293	24.4
Bynes, Chris	11	-9	196	0	0	0	187	17.0
Power, Andrew	11	0	180	0	0	0	180	16.4
Miller, Drew	12	0	136	0	13	0	149	12.4
Akunne, Derek	12	0	0	0	0	38	38	3.2
Pleasant, Lynrick	12	0	31	0	0	0	31	2.6
Teegaren, Derrick	7	0	30	0	0	0	30	4.3
Thompson, Derek	12	26	0	0	0	0	26	2.2
Trice, Marcus	12	0	0	0	0	12	12	1.0
Renger, Brett	4	0	10	0	0	0	10	2.5
Ladner, Mike	1	7	0	0	0	0	7	7.0
Sashington, Konockus	12	6	0	0	0	0	6	0.5
Smith, Tanner	12	0	5	0	0	0	5	0.4
Smith, Marcus	3	0	4	0	0	0	4	1.3
Whitfield, Zac	12	0	0	0	0	-5	-5	-0.4
TEAM	8	-17	0	0	0	0	-17	-2.1
Total ...	12	2,102	2,649	17	729	45	5,542	461.8
Opponents ...	12	1,984	3,028	110	690	118	5,930	494.2



IN REVIEW

↳ final defensive statistics

↳	Defensive Leaders	GP	-----Tackles-----			TFL/Yds	-Sacks-		---Pass Def---		--Fumbles--		Blkd	
			Solo	Ast	Total		No-Yds	Int-Yds	BrUp	QBH	Rcv-Yds	FF	Kick	Saf
35	Orr, Zach	12	57	51	108	3.5-4		2-0	2	1	2-0			
52	Akunne, Derek	12	51	39	90	7.5-14	2.0-4	2-38	5			1		
6	Jackson, Hilbert	12	59	25	84	3.5-12	1.0-8		5					
27	Lee, Lairamie	12	38	34	72	1.0-1		1-0	3					
8	Trice, Marcus	12	40	23	63	6.5-15		2-12	1		2-0	2		
23	Whitfield, Zac	12	37	23	60			3--5	12			1		
45	Phillips, Jeremy	11	24	30	54	3.0-10			3	1				
48	Obi, K.C.	12	20	20	40	10.5-47	5.5-40				1-0			
44	Bellazin, Aaron	12	20	12	32	9.0-59	5.0-52		1	1		2		
93	McCoy, Brandon	9	9	13	22	3.5-11	1.0-7			1				
11	Wright, Will	12	6	15	21	0.5-0		1-0						
95	Lincoln, Alexander	12	3	12	15	2.5-5	1.5-2			1				
31	Buyers, Kenny	11	10	5	15				1					
7	Davis, Devante	5	6	7	13	1.5-3								
97	Abbe, Richard	12	7	6	13	3.5-14	1.0-7		2		1-0			
5	Busby, David	7	4	7	11				1					
90	Boutwell, Ryan	8	4	6	10	1.5-2			2		1-0			
42	Polk, Chad	7	4	5	9	1.0-5								
96	Cantly, Tevinn	12	6	2	8	3.0-18	2.0-11					1		
49	Mason, Daryl	9	3	3	6					1				
17	Pleasant, Lynrick	12	4	0	4									
15	Marshall, Mike	11	3	1	4	0.5-1								
37	Olen, Zach	12	3	0	3									
92	Smith, LaJaylin	7	2	1	3									
60	Fortenberry, Aaron	12	1	1	2									
17	Maduka, Kevin	2	1	1	2									
7	Thompson, Derek	12	1	1	2									
18	Marshall, Jamal	9	0	2	2									
34	Hubbard, Willie	11	1	0	1									
64	Anyiam, LaChris	11	1	0	1									
80	Smith, Darnell	12	1	0	1									
38	Campbell, Brendan	12	1	0	1									
81	Bynes, Chris	11	1	0	1									
3	Chancellor, Brelan	8	0	1	1									
10	Delgado, Ivan	11	1	0	1									
86	Miller, Drew	12	1	0	1									
9	Harris, Carlos	12	1	0	1									
TM	Team	8	0	0	0						1-0			1
	Total	12	431	346	777	62-221	19-131	11-45	36	8	8-0	7	0	1
	Opponents	12	413	498	911	70-186	6-26	14-118	33	20	4-26	7	1	0



↳ **North Texas Individual Game Highs**

Rushes	23	Byrd, Brandin vs. Texas Southern (Sept. 8, 2012)
Yards Rushing	139	Jimmerson, Antoine, vs. Texas Southern (Sept. 8, 2012)
TD Rushes	2	Byrd, Brandin vs. Texas Southern (Sept. 8, 2012)
.....	2	Jimmerson, Antoine at MTSU (Oct. 27, 2012)
Long Rush.....	85	Byrd, Brandin vs. South Alabama (Nov. 10, 2012)
Pass attempts	47	Thompson, Derek vs. Arkansas State (Nov. 3, 2012)
Pass completions.....	28	Thompson, Derek vs. Arkansas State (Nov. 3, 2012)
Yards Passing.....	333	Thompson, Derek at ULM (Nov. 17, 2012)
TD Passes.....	2	Thompson, Derek, 4 times
Long Pass	80	Thompson, Derek at LSU (Sept. 1, 2012)
Receptions	9	Delgado, Ivan at Kansas State (Sept. 15, 2012)
Yards Receiving.....	135	Chancellor, Brelan at Florida Atlantic (Sept. 29, 2012)
TD Receptions	2	Chancellor, Brelan at LSU (Sept. 1, 2012)
.....	2	Jimmerson, Antoine vs. Louisiana-Lafayette (Oct. 16, 2012)
Long Reception.....	80	Chancellor, Brelan at LSU (Sept. 1, 2012)
Field Goals.....	3	Olen, Zach vs. Louisiana-Lafayette (Oct. 16, 2012)
Long Field Goal	48	Olen, Zach at Florida Atlantic (Sept. 29, 2012)
Punts	9	Atterberry, Will vs. South Alabama (Nov. 10, 2012)
Punting Avg.....	47.2	Atterberry, Will vs. Arkansas State (Nov. 3, 2012)
Long Punt	67	Atterberry, Will vs. Arkansas State (Nov. 3, 2012)
Long Punt Return.....	5	Twice
Long Kickoff Return.....	35	Brown, Jeremy at WKU (Nov. 24, 2012)
Tackles.....	15	Jackson, Hilbert at Houston (Oct. 6, 2012)
Sacks	2.5	Obi, K.C. at Florida Atlantic (Sept. 24, 2012)
Tackles For Loss.....	2.5	Obi, K.C. at Florida Atlantic (Sept. 24, 2012)
Interceptions	1	11 times

NORTH TEXAS GAME HIGHS

↳ **Team Game Highs**

Rushes	57	vs. Texas Southern (Sept. 8, 2012)
Yards Rushing	352	vs. Texas Southern (Sept. 8, 2012)
Yards Per Rush	6.2	vs. Texas Southern (Sept. 8, 2012)
TD Rushes	4	vs. Texas Southern (Sept. 8, 2012)
Pass attempts	49	vs. Arkansas State (Nov. 3, 2012)
Pass completions.....	28	vs. Arkansas State (Nov. 3, 2012)
Yards Passing.....	333	at ULM (Nov. 17, 2012)
Yards Per Pass.....	10.1	vs. Louisiana-Lafayette (Oct. 16, 2012)
TD Passes.....	2	Four Times
Total Plays.....	82	at ULM (Nov. 17, 2012)
Total Offense	524	vs. Louisiana-Lafayette (Oct. 16, 2012)
Yards Per Play.....	6.6	vs. Louisiana-Lafayette (Oct. 16, 2012)
Points.....	34	vs. Texas Southern (Sept. 8, 2012)
Sacks By	5	at Florida Atlantic (Sept. 29, 2012)
First Downs	30	at ULM (Nov. 17, 2012)
Penalties	7	at Houston (Oct. 6, 2012)
Penalty Yards	87	at Houston (Oct. 6, 2012)
Turnovers.....	4	at MTSU (Oct. 27, 2012)
Interceptions By	3	vs. Texas Southern (Sept. 8, 2012)



IN REVIEW

↳ superlatives

↳ Opponent Individual Game Highs

Rushes	25	Andrews, Antonio at WKU (Nov. 24, 2012)
Yards Rushing	245	Andrews, Antonio at WKU (Nov. 24, 2012)
TD Rushes	2	Hilliard, Kenny at LSU (Sept. 1, 2012)
Long Rush	75	Broadway, Terrance vs. Louisiana-Lafayette (Oct. 16, 2012)
Pass attempts	45	Metheny, Ross vs. South Alabama (Nov. 10, 2012)
Pass completions	31	Piland, David at Houston (Oct. 6, 2012)
Yards Passing	349	Kilgore, Logan at MTSU (Oct. 27, 2012)
TD Passes	3	Twice
Long Pass	76	Robinson, Corey vs. Troy (Sept. 22, 2012)
Receptions	10	McKissic, J.D. vs. Arkansas State (Nov. 3, 2012)
Yards Receiving	140	Griswold, Kyle at MTSU (Oct. 27, 2012)
TD Receptions	2	Three Times
Long Reception	76	Reeves, Chip vs. Troy (Sept. 22, 2012)
Field Goals	3	Hogan, Matt at Houston (Oct. 6, 2012)
Long Field Goal	50	Hogan, Matt at Houston (Oct. 6, 2012)
Punts	9	Twice
Punting Avg.	46.2	Hersh, Robert vs. Texas Southern (Sept. 8, 2012)
Long Punt	58	Twice
Long Punt Return	70	Beckham, Odell at LSU (Sept. 1, 2012)
Long Kickoff Return	96	Lockett, Tyler at Kansas State (Sept. 15, 2012)
Tackles	15	Trawick, Brandon vs. Troy (Sept. 22, 2012)
Sacks	1.0	six times
Tackles For Loss	3.0	Jackson, Andrew at WKU (Nov. 24, 2012)
Interceptions	1	14 times

OPPONENT GAME HIGHS

↳ Opponent Team Game Highs

Rushes	46	at LSU (Sept. 1, 2012)
Yards Rushing	321	at LSU (Sept. 1, 2012)
Yards Per Rush	8.2	at Houston (Oct. 6, 2012)
TD Rushes	3	four times
Pass attempts	45	vs. South Alabama (Nov. 10, 2012)
Pass completions	31	at Houston (Oct. 6, 2012)
Yards Passing	362	at ULM (Nov. 17, 2012)
Yards Per Pass	11.6	at MTSU (Oct. 27, 2012)
TD Passes	3	twice
Total Plays	85	vs. South Alabama (Nov. 10, 2012)
Total Offense	623	at Houston (Oct. 6, 2012)
Yards Per Play	7.9	at Houston, (Oct. 6, 2012)
Points	44	at Houston, (Oct. 6, 2012)
Sacks By	3	at Kansas State, (Sept, 15, 2012)
First Downs	35	at Houston, (Oct. 6, 2012)
Penalties	11	vs. South Alabama (Nov. 17, 2012)
Penalty Yards	92	vs. South Alabama (Nov. 17, 2012)
Turnovers	4	vs. Texas Southern (Sept. 8, 2012)
Interceptions By	3	at MTSU (Oct. 27, 2012)



↳ Team Comparisons

	Tm. Rushing (Att.-Yds.-TDs)		Tm. Passing (Att.-Comp.-Yds.-Int.-TDs)		Tm. Total Offense		Tm. First Downs		Fumbles-Lost	
	NT	Opp	NT	Opp	NT	Opp	NT	Opp	NT	Opp
at LSU	35-76-0	46-316-3	21-9-143-1-2	26-19-192-1-1	219	508	9-	26	1-1	0-0
vs. Texas Southern	57-352-4	25-31-0	24-11-145-1-0	20-7-106-1-1	497	185	23	10	2-1	1-1
at Kansas State	40-150-2	28-143-2	28-25-213-0-1	20-15-230-1-2	363	373	21	21	2-0	2-1
vs. Troy	43-186-0	30-108-0	29-12-236-0-1	42-29-274-1-2	422	382	20	19	0-0	0-0
at Florida Atlantic	30-56-0	37-159-2	30-18-256-1-2	34-21-142-2-0	307	301	15	18	0-0	1-1
at Houston	40-231-3	37-302-3	38-20-252-2-0	42-31-321-0-2	483	623	25	35	1-0	0-0
vs. Louisiana-Lafayette	52-242-1	19-106-2	28-17-282-0-2	41-26-265-1-1	524	371	22	12	0-0	1-1
at Middle Tennessee	43-211-2	37-139-2	29-17-221-3-1	30-20-349-0-3	432	488	23	20	2-1	0-0
vs. Arkansas State	30-84-1	33-146-3	49-28-316-1-1	32-25-328-0-2	400	474	22	23	1-1	1-0
vs. South Alabama	32-197-2	40-133-1	28-12-106-1-1	45-23-233-0-1	366	303	12	24	0-0	2-2
at ULM	36-144-0	31-161-3	46-28-333-2-2	40-30-357-1-3	477	518	30	26	0-0	2-0
at Western Kentucky	440-153-2	31-215-1	25-18-146-2-1	29-14-173-1-1	299	388	16	16	0-0	2-0

Individual Rushing

(Att.-Yds.-TD)

	Jimmerson	Byrd	Brown
at LSU	8-23-0	14-40-0	8-20-0
vs. Texas Southern	15-139-1	23-106-2	9-42-1
at Kansas State	8-68-1	19-61-0	4-5-0
vs. Troy	16-75-0	15-56-0	6-17-0
at Florida Atlantic	12-25-0	11-21-0	1--1
at Houston	9-37-1	19-96-0	7-80-1
vs. Louisiana-Lafayette	8-35-0	22-88-0	11-72-0
at Middle Tennessee	16-85-2	18-87-0	6-50-0
vs. Arkansas State	13-35-0	11-17-0	3-34-0
vs. South Alabama	3-22-0	15-109-1	11-61-1
at ULM	---	21-77-0	12-56-0
at Western Kentucky	---	17-102-1	18-64-1

Individual Passing

(Att.-Comp.-Yds.-Int.-TD)

	Thompson	Osborn
at LSU	21-8-143-1-2	---
vs. Texas Southern	24-11-145-1-0	---
at Kansas State	28-25-213-0-1	---
vs. Troy	28-12-236-0-1	---
at Florida Atlantic	30-18-256-1-2	---
at Houston	38-20-252-2-0	---
vs. Louisiana-Lafayette	28-17-282-0-2	---
at Middle Tennessee	29-17-221-3-0	---
vs. Arkansas State	47-28-316-1-1	0-2-0-0-0
vs. South Alabama	28-12-106-1-1	---
at ULM	46-28-333-2-2	---
at Western Kentucky	25-18-146-2-1	---

↳ Individual Receiving

(Rec.-Yds.-TD)

	Bynes	Chancellor	Delgado	Power	D. Smith	D. Miller
at LSU	1-13-0	4-114-2	0-0-0	1-7-0	0-0-0	1-5-0
vs. Texas Southern	3-54-0	0-0-0	3-38-0	0-0-0	1-8-0	3-31-0
at Kansas State	2-21-0	5-33-1	9-86-0	2-15-0	1-7-0	0-0-0
vs. Troy	1-4-0	4-107-1	6-126-0	0-0-0	0-0-0	0-0-0
at Florida Atlantic	0-0-0	6-135-1	5-34-0	0-0-0	0-0-0	2-15-1
at Houston	0-0-0	4-44-0	4-85-0	0-0-0	2-28-0	2-12-0
vs. Louisiana-Lafayette	0-0-0	1-10-0	5-84-0	4-46-0	1-9-0	1-10-0
at Middle Tennessee	4-50-0	1-7-0	0-0-0	3-58-0	2-76-0	2-4-0
vs. Arkansas State	3-50-0	---	1-11-0	3-50-0	7-107-0	3-16-0
vs. South Alabama	1-4-0	---	1-10-0	0-0-0	2-23-0	1-2-1
at ULM	0-0-0	----	6-81-0	1-4-1	7-72-1	0-0-0
at Western Kentucky	0-0-0	---	2-15-0	0-0-0	5-49-1	3-36-0



IN REVIEW

↳ starting lineups

↳ Offense

Game	LT	LG	C	RG	RT	WR	WR	WR	TE	RB	QB
at LSU	A. Johnson	Y'Barbo	Fortenberry	Lemon	Feeley	Bynes	Delgado	Miller	Power	Byrd	Thompson
vs. Texas Southern	A. Johnson	Y'Barbo	Fortenberry	Lemon	Feeley	Chancellor	Delgado	Miller	Power	Byrd	Thompson
at Kansas State	A. Johnson	Y'Barbo	Fortenberry	Lemon	Anyiam	Bynes	Delgado	Miller	Power	Byrd	Thompson
vs. Troy	A. Johnson	Y'Barbo	Fortenberry	Lemon	Anyiam	Chancellor	T. Smith	Miller	Power	Byrd	Thompson
at Florida Atlantic	A. Johnson	Y'Barbo	Fortenberry	Lemon	Anyiam	Bynes	Delgado	Miller	T. Smith	Byrd	Thompson
at Houston	A. Johnson	Y'Barbo	Fortenberry	Lemon	Feeley	Chancellor	Burks	Miller	T. Smith	Byrd	Thompson
vs. Louisiana-Lafayette	A. Johnson	Y'Barbo	Fortenberry	Lemon	Feeley	Bynes	T. Smith	Miller	Power	Byrd	Thompson
at Middle Tennessee	A. Johnson	Y'Barbo	Fortenberry	Lemon	Anyiam	Chancellor	D. Smith	Miller	Power	Byrd	Thompson
vs. Arkansas State	A. Johnson	Y'Barbo	Fortenberry	Lemon	Anyiam	Bynes	Delgado	Harris	Power	Byrd	Thompson
vs. South Alabama	A. Johnson	Y'Barbo	Fortenberry	Lemon	Feeley	Bynes	Delgado	Miller	Power	Byrd	Thompson
at ULM	A. Johnson	Y'Barbo	Fortenberry	Lemon	Feeley	Harris	T. Smith	Miller	Power	Byrd	Thompson
at Western Kentucky	A. Johnson	Y'Barbo	Fortenberry	Lemon	Anyiam	Bynes	Delgado	Miller	Power	Byrd	Thompson

↳ Defense

Game	DE	DT	DT	DE	LOLB	MLB	ROLB	CB	CB	FS	SS
at LSU	McCoy	Cantly	Abbe	Obi	Phillips	Orr	Wright	Whitfield	Jackson	Lee	Trice
vs. Texas Southern	Bellazin	Boutwell	Lincoln	Obi	Phillips	Orr	Akunne	Whitfield	Jackson	Lee	Trice
at Kansas State	Mason	Cantly	Lincoln	Obi	Wright	Orr	Akunne	Whitfield	Jackson	Lee	Trice
vs. Troy	Mason	Cantly	Lincoln	Obi	Wright	Orr	Akunne	Whitfield	Jackson	Lee	Trice
at Florida Atlantic	McCoy	Boutwell	Lincoln	Obi	Phillips	Orr	Akunne	Whitfield	Jackson	Lee	Trice
at Houston	Bellazin	Boutwell	Cantly	Obi	Phillips	Orr	Akunne	Whitfield	Jackson	Lee	Trice
vs. Louisiana-Lafayette	McCoy	Boutwell	Cantly	Obi	Phillips	Orr	Akunne	Whitfield	Jackson	Trice	Busby
at Middle Tennessee	McCoy	Boutwell	Lincoln	Obi	Phillips	Orr	Akunne	Whitfield	Jackson	Trice	Busby
vs. Arkansas State	McCoy	Cantly	Abbe	Obi	Phillips	Orr	Akunne	Whitfield	Jackson	Trice	Busby
vs. South Alabama	McCoy	Cantly	Abbe	Obi	Phillips	Orr	Akunne	Whitfield	Jackson	Trice	Lee
at ULM	McCoy	Cantly	Lincoln	Obi	Phillips	Orr	Akunne	Whitfield	Jackson	Trice	Lee
at Western Kentucky	McCoy	Cantly	Abbe	Obi	Phillips	Orr	Akunne	Whitfield	Jackson	Trice	Lee



↳ North Texas Individual Leaders By Game

Game	Rushing (att-yds-td)	Passing (att-comp-yds-td)	Receiving (rec-yds-td)	Tackles
at LSU	Byrd (14-40-0)	Thompson (21-8-143-2)	Chancellor (4-114-2)	Lee (11)
vs. Texas Southern	Jimmerson (15-139-1)	Thompson (24-11-145-0)	Bynes (3-54-0)	Akunne (7)
at Kansas State	Jimmerson (8-68-1)	Thompson (28-25-213-1)	Delgado (9-86-0)	Lee (11)
vs. Troy	Jimmerson (16-75-0)	Thompson (28-12-236-1)	Delgado (6-126-0)	Akunne (12)
at Florida Atlantic	Jimmerson (12-25-0)	Thompson (30-18-256-2)	Chancellor (6-135-1)	Orr (10)
at Houston	Byrd (19-96-0)	Thompson (38-20-252-0)	Delgado (4-85-0)	Jackson (15)
vs. Louisiana-Lafayette	Byrd (22-88-0)	Thompson (28-17-282-0)	Jimmerson (2-106-2)	Orr (9)
at Middle Tennessee	Byrd (18-87-0)	Thompson (29-17-221-1)	D. Smith (2-76-0)	Trice (8)
vs. Arkansas State	Jimmerson (13-35-0)	Thompson (47-28-316-1)	D. Smith (7-107-0)	Orr (11)
vs. South Alabama	Byrd (15-109-1)	Thompson (28-12-106-1)	Harris (3-35-0)	Orr (12)
at ULM	Byrd (21-77-0)	Thompson (46-28-333-2)	Harris (8-128-0)	Akunne (10)
at Western Kentucky	Byrd (17-102-1)	Thompson (25-18-146-1)	Smith (5-49-1)	Lee (13)

↳ Opponent Individual Leaders By Game

Game	Rushing (att-yds-td)	Passing (att-comp-yds-td)	Receiving (rec-yds-td)	Tackles
at LSU	Hilliard (13-141-2)	Mettenberger (26-19-192-1)	Landry (8-82-0)	Reid/Barrow (7)
vs. Texas Southern	Loving-Perkins (6-21-0)	Parker (20-7-106-1)	McKayhan (3-75-1)	Walker (11)
at Kansas State	Klein (11-85-1)	Klein (20-15-230-2)	Thompson (5-102-2)	Brown (13)
vs. Troy	Southward (14-56-0)	Robinson (42-29-274-2)	Reeves (7-120-1)	Trawick (15)
at Florida Atlantic	Fortner (17-63-1)	Wilbert (34-21-142-0)	Dukes (6-62-0)	Glanton (12)
at Houston	Sims (21-210-1)	Piland (41-31-321-2)	Peace (9-83-1)	Steward (12)
vs. Louisiana-Lafayette	Broadway (5-84-1)	Broadway (41-26-265-1)	Lawson (5-78-0)	Gillis (12)
at Middle Tennessee	Parker (18-55-1)	Kilgore (30-20-349-3)	Griswold (3-140-2)	Harley (14)
vs. Arkansas State	Oku (17-71-1)	Aplin (32-25-328-2)	McKissic (10-96-0)	Lee/Herold (7)
vs. South Alabama	Houston (11-42-1)	Metheny (45-23-233-1)	Jones (5-72-1)	James/Page (7)
at ULM	McNeal (1-54-1)	Browning (34-25-324-3)	Hamm (7-119-2)	Young (14)
at Western Kentucky	Andrews (25-215-1)	Jakes (29-14-173-1)	Doyle (3-33-1)	Jackson (15)



IN REVIEW

↳ box scores

Game 1

September 1, 2012

Baton Rouge, Louisiana

No. 1 LSU 41 North Texas 14

↳ Team Statistics

	NT	LSU
FIRST DOWNS	9	26
NET YARDS RUSHING	76	316
NET YARDS PASSING	143	192
Passes Att-Comp.-Int	21-8-1	26-19-1
TOTAL NET YARDS	219	508
Fumbles: Number-Lost	1-1	0-0
Penalties: Number-Yards	5-46	10-55
Possession Time	28:21	31:39

↳ Individual Statistics

RUSHING: North Texas- Byrd 14-40, Jimmerson 8-23. LSU - Hilliard 13-141, Blue 16-123.

PASSING: North Texas- Thompson 21-8-1-143. LSU - Carroll 26-19-1-192

RECEIVING: North Texas- Chancellor 4-114. LSU - Landry 8-82, Boone 2-46.

↳ Score by Quarters

	1	2	3	4	Score
North Texas	0	7	0	7	14
LSU	14	10	3	14	41

↳ Scoring Summary

Team	Qtr.	Plys-Yds	Time	Result
LSU	1	4-66	1:19	TD, Hilliard 38 yd run
LSU	1	---	---	TD, Beckham 70 yd punt return
LSU	2	5-68	1:47	TD, Hilliard 5 yd run
LSU	2	11-62	4:14	FG, Alleman 44 yd FG
NT	2	3-80	0:25	TD, Chancellor 80 yd catch
LSU	3	16-74	8:17	FG, Alleman 30 yd FG
LSU	4	4-71	0:38	TD, Boone 34 yd catch
NT	4	13-66	7:16	TD, Chancellor 15 yd catch
LSU	4	9-75	5:08	TD, Copeland 5 yd run

Game 2

September 8, 2012

Denton, Texas

North Texas 34 Texas Southern 7

↳ Team Statistics

	TSU	NT
FIRST DOWNS	10	32
NET YARDS RUSHING	31	365
NET YARDS PASSING	154	145
Passes Att-Comp.-Int	37-13-1	24-11-1
TOTAL NET YARDS	185	497
Fumbles: Number-Lost	1-1	2-1
Penalties: Number-Yards	4-28	5-55
Possession Time	24:40	35:20

↳ Individual Statistics

RUSHING: TSU - Loving-Perkins 6-21. North Texas- Jimmerson 15-139, Byrd 24-106.

PASSING: TSU - Parker 20-7-1-106. North Texas- Thompson 24-11-1-145.

RECEIVING: TSU - McKayhan 3-75. North Texas- Bynes 3-54.

↳ Score by Quarters

	1	2	3	4	Score
Texas Southern	0	0	7	0	7
North Texas	7	10	3	14	34

↳ Scoring Summary

Team	Qtr.	Plys-Yds	Time	Result
NT	1	8-75	3:45	TD, Byrd 2 yd run
NT	2	12-44	5:23	FG, Olen 28 yd FG
NT	2	6-64	2:36	TD, Byrd 2 yd run
NT	3	11-67	4:31	FG, Olen 34 yd FG
Texas So.	3	7-82	2:48	TD, McKayhan 59 yd catch
NT	4	5-53	2:12	TD, Brown 5 yd run
NT	4	4-27	1:21	TD, Jimmerson 12 yd run



Game 3

September 15, 2012

Manhattan, Kansas

No. 14 Kansas State 35 North Texas 21

↳ Team Statistics

	NT	KSU
FIRST DOWNS	21	21
NET YARDS RUSHING	150	143
NET YARDS PASSING	213	230
Passes Att-Comp.-Int	28-25-0	20-15-1
TOTAL NET YARDS	363	373
Fumbles: Number-Lost	2-1	2-1
Penalties: Number-Yards	3-35	1-15
Possession Time	37:04	22:56

↳ Individual Statistics

RUSHING: North Texas- Jimmerson 8-68, Byrd 19-61. KSU - Klein 11-85, Hubert 13-38

PASSING: North Texas- Thompson 28-25-0-213. KSU - Klein 20-15-1-230.

RECEIVING: North Texas- Delgado 9-86. KSU - Thompson 5-102

↳ Score by Quarters

	1	2	3	4	Score
North Texas	7	0	6	8	21
Kansas State	7	7	7	14	35

↳ Scoring Summary

Team	Qtr.	Plys-Yds	Time	Result
NT	1	11-55	6:05	TD, Chancellor 6 yd run
KSU	1	---	---	TD, Lockett 96 yd kickoff return
KSU	2	6-72	2:22	TD, Thompson 38 yd catch
NT	3	14-88	7:57	TD, Jimmerson 1 yd run
KSU	3	8-77	3:48	TD, Thompson 21 yd catch
KSU	4	8-65	4:09	TD, Klein 1 yd run
NT	4	8-63	4:13	TD, Chancellor 19 yd catch

Game 4

September 22, 2012

Denton, Texas

Troy 14 North Texas 7

↳ Team Statistics

	Troy	NT
FIRST DOWNS	19	20
NET YARDS RUSHING	108	186
NET YARDS PASSING	274	236
Passes Att-Comp.-Int	44-29-1	29-12-0
TOTAL NET YARDS	382	422
Fumbles: Number-Lost	0-0	0-0
Penalties: Number-Yards	6-52	4-40
Possession Time	26:23	33:37

↳ Individual Statistics

RUSHING: Troy - Southward 14-56. North Texas- Jimmerson 16-75, Byrd 15-56.

PASSING: Troy - Robinson 42-29-1-274. North Texas- Thompson 28-12-0-236.

RECEIVING: Troy - Reeves 7-120. North Texas- Delgado 6-126.

↳ Score by Quarters

	1	2	3	4	Score
Troy	0	7	7	0	14
North Texas	7	0	0	0	7

↳ Scoring Summary

Team	Qtr.	Plys-Yds	Time	Result
NT	1	8-85	4:28	TD, Chancellor 50 yd catch
Troy	2	10-70	1:28	TD, Robinson 15 yd catch
Troy	3	3-80	1:09	TD, Reeves 76 yd catch



Game 5

September 29, 2012

Boca Raton, Florida

North Texas 20 Florida Atlantic 14

Game 6

October 6, 2012

Houston, Texas

Houston 44 North Texas 21

↳ Team Statistics

	NT	FAU
FIRST DOWNS	15	18
NET YARDS RUSHING	56	159
NET YARDS PASSING	251	142
Passes Att-Comp.-Int	30-18-1	34-21-2
TOTAL NET YARDS	307	301
Fumbles: Number-Lost	0-0	1-1
Penalties: Number-Yards	4-36	8-61
Possession Time	29:08	30:52

↳ Individual Statistics

RUSHING: North Texas- Jimmerson 12-25. FAU - Fortner 17-63

PASSING: North Texas- Thompson 30-18-1-251. FAU - Wilbert 34-21-2-142.

RECEIVING: North Texas- Chancellor 6-135. FAU - Dukes 6-62.

↳ Score by Quarters

	1	2	3	4	Score
North Texas	7	3	7	3	20
Florida Atlantic	0	0	7	7	14

↳ Scoring Summary

Team	Qtr.	Plys-Yds	Time	Result
NT	1	2-80	0:20	TD, Chancellor 68 yd catch
NT	2	6-13	2:33	FG, Olen 48 yd FG
NT	3	4-42	1:25	TD, Miller 14 yd catch
FAU	3	9-73	4:04	TD, Fortner 11 yd run
FAU	4	1-11	0:06	TD, Wilbert 11 yd run
NT	4	16-64	7:18	FG, Olen 28 yd FG

↳ Team Statistics

	NT	Houston
FIRST DOWNS	25	35
NET YARDS RUSHING	231	302
NET YARDS PASSING	252	321
Passes Att-Comp.-Int	38-20-2	42-31-0
TOTAL NET YARDS	483	623
Fumbles: Number-Lost	1-0	0-0
Penalties: Number-Yards	7-87	4-30
Possession Time	34:28	25:32

↳ Individual Statistics

RUSHING: North Texas- Byrd 19-96. Houston - Sims 21-210

PASSING: North Texas- Thompson 38-20-2-252. Houston - Piland 41-31-0-321

RECEIVING: North Texas- Delgado 4-85. Houston - Peace 9-83.

↳ Score by Quarters

	1	2	3	4	Score
North Texas	0	14	7	0	21
Houston	17	14	10	3	44

↳ Scoring Summary

Team	Qtr.	Plys-Yds	Time	Result
Houston	1	7-75	1:15	TD, Sims 5 yd run
Houston	1	7-80	1:49	TD, Peace 16 yd catch
Houston	1	12-83	3:36	FG, Hogan 21 yd FG
NT	2	8-64	2:55	TD, Jimmerson 1 yd run
Houston	2	6-75	1:24	TD, Farrow 48 yd run
NT	2	4-77	1:57	TD, Brown 48 yd run
Houston	2	8-75	2:02	TD, Sims 27 yd catch
NT	3	7-75	3:04	TD, Thompson 7 yd run
Houston	3	7-25	2:24	FG, Hogan 50 yd FG
Houston	3	6-80	2:09	TD, Piland 5 yd run
Houston	4	10-91	3:57	FG, Hogan 23 yd FG



Game 7

October 16, 2012

Denton, Texas

North Texas 30 Louisiana-Lafayette 23

↳ Team Statistics

	ULL	NT
FIRST DOWNS	12	22
NET YARDS RUSHING	106	242
NET YARDS PASSING	265	282
Passes Att-Comp.-Int	41-26-1	28-17-0
TOTAL NET YARDS	371	524
Fumbles: Number-Lost	1-1	0-0
Penalties: Number-Yards	6-35	5-40
Possession Time	23:25	36:35

↳ Individual Statistics

RUSHING: ULL- Broadway 5-84. North Texas- Byrd 22-88.

PASSING: ULL - Broadway 41-26-1-265. North Texas- Thompson 28-17-0-282

RECEIVING: ULL - Lawson 5-78. North Texas- Jimmerson 2-106.

↳ Score by Quarters

	1	2	3	4	Score
Louisiana-Lafayette	6	7	7	3	23
North Texas	0	6	14	10	30

↳ Scoring Summary

Team	Qtr.	Plys-Yds	Time	Result
ULL	1	14-83	6:22	TD, Reed 1 yd run
NT	2	7-29	2:37	FG, Olen 25 yd FG
ULL	2	1-75	0:15	TD, Broadway 75 yd run
NT	2	14-78	6:01	FG, Olen 24 yd FG
ULL	3	5-68	2:25	TD, Peoples 10 yd catch
NT	3	5-46	2:25	TD, Jimmerson 28 yd catch
NT	3	2-34	0:15	TD, Chancellor 34 yd run
NT	4	13-77	5:25	FG, Olen 22 yd FG
ULL	4	7-18	1:52	FG, Baer 47 yd FG
NT	4	3-80	1:07	TD, Jimmerson 78 yd catch

Game 8

October 27, 2012

Murfreesboro, Tennessee

Middle Tennessee 38 North Texas 21

↳ Team Statistics

	NT	MTSU
FIRST DOWNS	23	20
NET YARDS RUSHING	211	139
NET YARDS PASSING	221	349
Passes Att-Comp.-Int	29-17-3	30-20-0
TOTAL NET YARDS	432	488
Fumbles: Number-Lost	2-1	0-0
Penalties: Number-Yards	4-44	2-20
Possession Time	32:46	27:14

↳ Individual Statistics

RUSHING: North Texas- Byrd 18-87. MTSU - Parker 18-55

PASSING: North Texas- Thompson 29-17-3-221. MTSU - Kilgore 30-20-0-349

RECEIVING: North Texas- Smith 2-76. MTSU - Griswold 3-140.

↳ Score by Quarters

	1	2	3	4	Score
North Texas	0	0	14	7	21
Middle Tennessee	17	7	14	0	38

↳ Scoring Summary

Team	Qtr.	Plys-Yds	Time	Result
MTSU	1	8-64	2:50	TD, Amos 18 yd catch
MTSU	1	2-71	0:46	TD, Griswold 72 yd catch
MTSU	1	8-68	3:14	FG, Lopez 21 yd FG
MTSU	2	3-72	0:52	TD, Griswold 49 yd catch
MTSU	3	4-40	1:12	TD, Parker 4 yd run
NT	3	8-73	3:28	TD, Jimmerson 2 yd run
MTSU	3	3-75	0:53	TD, Kilgore 45 yd run
NT	3	8-80	3:14	TD, Harris 13 yd catch
NT	4	8-86	3:09	TD, Jimmerson 15 yd run



IN REVIEW

↳ box scores

Game 9

November 3, 2012

Denton, Texas

Arkansas State 37 North Texas 14

↳ Team Statistics

	ASU	NT
FIRST DOWNS	22	23
NET YARDS RUSHING	146	84
NET YARDS PASSING	328	316
Passes Att-Comp.-Int	32-25-0	49-28-1
TOTAL NET YARDS	474	400
Fumbles: Number-Lost	1-0	1-1
Penalties: Number-Yards	8-89	4-38
Possession Time	27:57	32:03

↳ Individual Statistics

RUSHING: Arkansas State- Oku 17-71. North Texas- Jimmerson 13-35.

PASSING: Arkansas State - Aplin 32-25-0-328. North Texas- Thompson 47-28-1-316.

RECEIVING: Arkansas State- McKissic 10-96. North Texas- D. Smith 7-107.

↳ Score by Quarters

	1	2	3	4	Score
Arkansas State	10	20	7	0	37
North Texas	9	3	7	0	19

↳ Scoring Summary

Team	Qtr.	Plys-Yds	Time	Result
NT	1	---	---	Safety, Team
ASU	1	9-90	3:03	TD, Jones 59 yd catch
NT	1	11-75	5:29	TD, Thompson 1 yd catch
ASU	1	10-54	3:33	FG, Davis 39 yd FG
ASU	2	3-79	0:33	TD, Aplin 5 yd run
NT	2	6-44	3:20	FG, Olen 43 yd FG
ASU	2	7-78	3:00	TD, Oku 1 yd run
ASU	2	4-31	1:20	TD, Murry 4 yd catch
NT	3	6-29	2:45	TD, Jimmerson 3 yd catch
ASU	3	11-75	4:56	TD, Hayes 19 yd run

Game 10

November 10, 2012

Denton, Texas

North Texas 24 South Alabama 14

↳ Team Statistics

	USA	NT
FIRST DOWNS	24	12
NET YARDS RUSHING	133	197
NET YARDS PASSING	233	106
Passes Att-Comp.-Int	45-23-0	28-12-1
TOTAL NET YARDS	366	303
Fumbles: Number-Lost	2-2	0-0
Penalties: Number-Yards	11-92	6-48
Possession Time	33:08	26:52

↳ Individual Statistics

RUSHING: South Alabama - Houston 11-42. North Texas- Byrd 15-109.

PASSING: South Alabama - Metheny 45-23-0-233. North Texas- Thompson 28-12-1-106.

RECEIVING: South Alabama- Jones 5-72. North Texas- Harris 3-35.

↳ Score by Quarters

	1	2	3	4	Score
South Alabama	7	7	0	0	14
North Texas	0	14	10	0	24

↳ Scoring Summary

Team	Qtr.	Plys-Yds	Time	Result
USA	1	13-90	4:58	TD, Houston 1 yd run
NT	2	2-51	0:19	TD, Brown 51 yd run
USA	2	5-63	2:50	TD, Jones 13 yd catch
NT	2	12-66	2:33	TD, Miller 2 yd catch
NT	3	1-80	0:13	TD, Byrd 85 yd run
NT	3	6-23	2:55	FG, Olen 33 yd FG



Game 11

November 17, 2012
 Monroe, Louisiana
 ULM 42 North Texas 16

Game 12

November 24, 2012
 Bowling Green, Kentucky
 WKU 25 North Texas 24

↳ Team Statistics

	NT	ULM
FIRST DOWNS	30	26
NET YARDS RUSHING	144	161
NET YARDS PASSING	333	357
Passes Att-Comp.-Int	46-28-2	40-30-1
TOTAL NET YARDS	477	518
Fumbles: Number-Lost	0-0	2-0
Penalties: Number-Yards	3-31	5-37
Possession Time	32:51	27:09

↳ Individual Statistics

RUSHING: North Texas- Byrd 21-77. ULM - McNeal 1-54

PASSING: North Texas- Thompson 46-28-2-333. ULM - Browning 34-25-1-324.

RECEIVING: North Texas- Harris 8-128. ULM - Hamm 7-119.

↳ Score by Quarters

	1	2	3	4	Score
North Texas	0	3	7	6	16
ULM	7	7	7	21	42

↳ Scoring Summary

Team	Qtr.	Plys-Yds	Time	Result
ULM	1	14-80	5:25	TD, Browning 1 yd run
NT	2	13-63	6:49	FG, Olen 29 yd FG
ULM	2	12-77	6:11	TD, Leonard 7 yd catch
ULM	3	12-77	3:37	TD, Bailey 7 yd run
NT	3	9-75	3:19	TD, Power 4 yd catch
ULM	4	8-75	2:46	TD, Hamm 24 yd catch
ULM	4	4-99	0:53	TD, Hamm 61 yd catch
NT	4	9-83	3:56	TD, Smith 15 yd catch
ULM	4	1-49	0:16	TD, McNeal 54 yd run

↳ Team Statistics

	NT	WKU
FIRST DOWNS	16	16
NET YARDS RUSHING	153	215
NET YARDS PASSING	146	173
Passes Att-Comp.-Int	25-18-2	29-14-1
TOTAL NET YARDS	299	388
Fumbles: Number-Lost	0-0	2-0
Penalties: Number-Yards	2-20	5-55
Possession Time	36:17	23:43

↳ Individual Statistics

RUSHING: North Texas- Byrd 17-106. WKU - Andrews 25-230

PASSING: North Texas- Thompson 25-18-2-146. WKU - Jakes 29-14-1-173

RECEIVING: North Texas- Smith 5-49. WKU - Doyle 3-33.

↳ Score by Quarters

	1	2	3	4	Score
North Texas	7	10	7	0	24
WKU	7	3	0	15	25

↳ Scoring Summary

Team	Qtr.	Plys-Yds	Time	Result
WKU	1	10-82	4:53	TD, Doyle 4 yd catch
NT	1	3-70	1:18	TD, Byrd 61 yd run
NT	2	10-88	4:28	TD, Brown 20 yd run
NT	2	4-5	2:04	FG, Olen 22 yd FG
WKU	2	9-47	1:16	FG, Schwettman 39 yd FG
NT	3	6-55	2:49	TD, Smith 12 yd catch
WKU	4	---	---	TD, Dowling 39 yd interception return
WKU	4	5-41	1:37	FG, Schwettman 27 yd FG
WKU	4	3-78	1:27	TD, Andrews 21 yd run



IN REVIEW

↳ honors and awards

↳ Offense

Brandin Byrd

- JaQuay Wilburn, Outstanding Offensive Back

Aaron Fortenberry,

- Steve Ramsey Award - Outstanding Offensive Player

- First-Team All-Sun Belt Conference

Mason Y'Barbo, OL

- Phillip Armour Award - Outstanding Offensive Lineman

- Honorable Mention All-Sun Belt Conference

Antoinne Jimmerson, RB

- Newcomer of the Year

Cyril Lemon, OL

- Honorable Mention All-Sun Belt Conference

↳ Defense

Zach Orr, LB

- Second-Team All-Sun Belt Conference

- Joe Greene Award- Outstanding Defensive Player

- Byron Gross Award- Outstanding Linebacker

Zac Whitfield, DB

- Bill Brashier Award, Outstanding Defensive Back

- Second Team All-Sun Belt Conference

K.C. Obi, DE

- Bill Bishop Award, Outstanding Defensive Lineman

Will Atterberry, P

- Abner Haynes Award, Outstanding Special Teams Player

- Second Team All-Sun Belt Conference

Coleman Feeley and Jeremy Phillips

- Shawn Kramer Award, Most Inspirational



↳ 2004 Wyndham New Orleans Bowl

December 14, 2004
Southern Miss 31
North Texas 10

NEW ORLEANS, La - Southern Miss quarterback Dustin Almond passed for 247 yards and all-America linebacker Michael Boley returned an interception for a touchdown in a 31-10 win over North Texas in the Wyndham New Orleans Bowl.

The North Texas offense was held to 78 yards rushing and 156 yards passing. Quarterback Scott Hall was sacked a season-high five times and was intercepted twice after having just two total interceptions in 11 regular-season games.

North Texas' standout freshman running back Jamario Thomas was held to 92 yards rushing, his lowest total since a Sept. 25 loss at Baylor. He finished his freshman campaign with 1,801 yards, the third-most by a freshman in NCAA history.

Sophomore Johnny Quinn led the team in receptions with eight, including an 11-yard touchdown pass to end the game. Quinn's fumble after a punt return led to the Golden Eagles' final score with two minutes to play in the game.

The Golden Eagles' offense scored only seven points in the second half despite putting up 173 yards of total offense. Darren McCaleb missed two field goals in the third quarter from distances of 33 and 42 yards.

North Texas won the turnover battle, 2-0, in the first half but was only able to convert on one of those opportunities. Senior Andy Blount recovered a fumble by kickoff returnman John Eubanks at NT's 19-yard line, which led to a Nick Bazaldua field goal from 24 yards.

It was the fourth straight trip to the New Orleans Bowl for North Texas after it completed a perfect 7-0 record in the Sun Belt Conference.

Score by Quarters	1	2	3	4	Score
Southern Miss	14	3	0	14	31
North Texas	0	3	0	7	10

Scoring Summary:

USM - Graves 37 pass from Dustin Almond;
 USM - Dustin Almond 1 run; NT - Nick Bazaldua 24 FG; USM - Darren McCaleb 45 FG; USM - Michael Boley 62 Int; USM - Moore 1 run; NT - Johnny Quinn 11 pass from Scott Hall

↳ 2003 New Orleans Bowl

December 16, 2003
Memphis 27
North Texas 17

NEW ORLEANS, La. -- North Texas' bid to win its second straight New Orleans Bowl fell short with a 27-17 loss to Memphis at the Superdome.

With the loss, North Texas' win streak was snapped at eight games and its overall bowl record dropped to 2-4.

The Mean Green took the game's opening kickoff and marched 51 yards before settling for a 47-yard field goal to begin the scoring in the opening quarter.

Memphis responded with a 66-yard touchdown drive to take a lead it would never relinquish with 6:57 to play in the first quarter. The Tigers added another touchdown and a field goal in the second quarter to take a 17-3 halftime lead.

North Texas cut the lead to seven twice in the second half, both on touchdown runs by Sun Belt Conference Offensive Player of the Year Patrick Cobbs. Cobbs broke a 35-yard touchdown late in the third quarter to cut the lead to 17-10, but Memphis came back with a touchdown of its own in the fourth quarter to seal the victory.

Cobbs led all rushers with 110 yards and two touchdowns and secured his place as the nation's leading rusher and nation's leading scorer. It was Cobbs' ninth straight game with over 100 yards rushing.

North Texas also held Memphis to just 88 yards rushing, which was the Tiger's lowest output of the season and the eighth Mean Green opponent held below the century mark of the year.

Score by Quarters	1	2	3	4	Score
Memphis	7	10	0	10	27
North Texas	3	0	7	7	17

Scoring Summary:

NT - Nick Bazaldua 46 FG; MEM - Danny Wimprine 7 run; MEM - Chris Kelley 10 pass from Danny Wimprine; MEM - Stephen Gostkowski 21 FG; NT - Patrick Cobbs 35 run; MEM - LaKendus Cole 5 run; NT - Patrick Cobbs 2 run; MEM - Stephen Gostkowski 32 FG

↳ 2002 New Orleans Bowl

December 17, 2002
North Texas 24
Cincinnati 19

NEW ORLEANS, La. -- Five different Mean Green players came up with interceptions and running back Kevin Galbreath rushed for 130 yards and a touchdown to earn MVP honors as North Texas battled past Cincinnati, 24-19, on Tuesday to capture the second annual New Orleans Bowl.

In winning the school's first bowl game since 1946, North Texas broke out to a 24-7 third-quarter lead before holding off a fourth-quarter comeback effort by the Conference USA champion Bearcats.

North Texas got outstanding efforts in all phases of the game. The defense came up with a season-best five interceptions while the offense rode the legs of Galbreath for his eighth 100-yard rushing performance of the season.

And on special teams, Ja'Mel Branch set up a touchdown with a 36-yard kickoff return, Patrick Cobbs had a 50-yard kickoff return and punter Brad Kadlubar nailed five of seven punts inside the 20-yard line.

Junior defensive back Jeremy Pearl highlighted the Mean Green's defensive play, returning his first career interception 27 yards for a touchdown in the second quarter that gave North Texas the lead for good.

Also pulling down interceptions for the Mean Green were defensive backs Don McGee and Markeith Knowlton in the first quarter, linebacker Chris Hurd in the second and linebacker Cody Spencer in the third.

Galbreath took home the game's Most Valuable Player trophy after rushing 28 times for 130 yards and one touchdown. North Texas redshirt freshman quarterback Andrew Smith threw for 126 yards with one interception of his own.

Score by Quarters	1	2	3	4	Score
Cincinnati	7	0	6	6	19
North Texas	3	14	7	6	24

Scoring Summary:

UC - Keith 6 pass from Guidugli; NT - Nick Bazaldua 30 FG; NT - Patrick Cobbs 27 run; NT - Jeremy Pearl 20 interception return; NT - Kevin Galbreath 35 run; UC - Rufin 29 FG; UC - Rufin 33 FG; UC - Callicott 43 fumble return.



↳ 2001 New Orleans Bowl

December 17, 2001
Colorado State 45
North Texas 20

NEW ORLEANS, La. -- Colorado State exhibited its bowl game experience, overpowering North Texas 45-20 in the inaugural New Orleans Bowl before 27,004 at the Superdome.

The Rams, who were making their fourth straight bowl game appearance, scored in every quarter to hold off the Mean Green, which won the Sun Belt Conference's first-ever football title and was playing in the school's first bowl game in 42 years.

Colorado State had four rushing touchdowns and quarterback Bradlee Van Pelt threw for another as the Rams (7-5) racked up 246 yards on the ground and passed for 129. They also intercepted one North Texas pass, recovered a fumble and blocked a Mean Green punt attempt that resulted in another score.

After North Texas had trimmed the CSU lead to 10 at 24-14 at halftime, the Rams scored in the third quarter when a Jason Ball punt was blocked and recovered in the end zone by game's Most Valuable Player, Ram defensive back Justin Gallimore.

Colorado State later scored twice in the fourth quarter on drives of 67 and 70 yards before North Texas's Justin Claborn blocked a Ram punt to set up the Mean Green's final TD drive.

North Texas sophomore quarterback Scott Hall completed 13 of 30 passes with two touchdowns, and junior running back Kevin Galbreath rushed 22 times for 108 yards.

Score by Quarters	1	2	3	4	Score
Colorado State	17	7	7	14	45
North Texas	0	14	0	6	20

Scoring Summary:

CSU - Brad Svoboda 2 run; CSU - Kent Naughton; CSU - Jose Ochoa 8 pass from Van Pelt; NT - Dustin Dean 5 pass from Hall; CSU - Van Pelt 6 run; NT - Ja'Mel Branch 42 pass from Hall; CSU - Justin Gallimore blocked punt for TD; CSU - Chad Dixon 2 run; CSU - Michael Vomhof 20 run; NT - Andy Blount 13 pass from Bridges.

↳ 1959 Sun Bowl

December 31, 1959
New Mexico St. 28
North Texas 8

EL PASO, Texas -- The New Mexico State Aggies took advantage of several NTSC turnovers to beat the Eagles in the Sun Bowl.

North Texas lost four fumbles inside the Aggie 25-yard line and six of seven fumbles overall. NTSC could mount a score only on a 51-yard punt return by Billy Christle on the final play of the third quarter.

The second UNT fumble of the first quarter came on the Aggie 24-yard line with New Mexico State up 7-0. Down 14-0, the Eagles drove to the Aggie four-yard line before losing a fumble. New Mexico State then drove 96 yards on 13 plays to increase the lead to 21-0.

As the half ended, the Eagles had a drive stall on the Aggie 10-yard line. On NTSC's second drive of the third quarter, the Eagles lost a fumble on the Aggie 10-yard line.

New Mexico State struck on its next possession following the Christle punt return for a score to build the lead to 28-8. Two more fourth-quarter drives ended in frustration as the Eagles fumbled the ball away on the Aggie eight-yard line and had another drive stall on the Aggie 37-yard line.

Score by Quarters	1	2	3	4	Score
North Texas	0	0	8	0	8
New Mexico State	14	7	0	7	28

Scoring Summary

NM - Atkins 57 pass from Johnson (Gaiters run); NM - Rudzik fumble recovery in end zone (run failed); NM - Kelly 15 pass from Johnson (Villanueva kick); NT - Christle 51 punt return (Duty pass to Perkins); NM - Gaiters 44 run (Villanueva kick).

↳ 1948 Salad Bowl

January 1, 1948
Nevada 13
North Texas 6

PHOENIX, Ariz. -- The Eagles made their second consecutive post-season bowl appearance in Odus Mitchell's second season as head coach, but this time it was NTSC that came out on the short end of a close decision.

Bill Cromer, who intercepted a Stan Heath pass to start the drive, gave the Eagles the early first-quarter lead as his four-yard run put NTSC up 6-0. The touchdown was set up by a 45-yard pass from Fred McCain to Joe Abbey.

Heath rebounded from his first-quarter mistake to hook up with Tommy Kalmanir on a 94-yard pass play in the second quarter to grab a 7-6 halftime lead.

Neither team scored in the third quarter and early in the fourth quarter the Wolf Pack mounted what would become the game-winning drive. The drive culminated with Nevada fullback Ernie Zeno scoring on fourth down and a foot.

The Eagles tried to rally and got into Wolf Pack territory, but a long pass from Zeke Martin to Abbey failed to connect and the Eagles went down to defeat.

Although the Eagles lost their last game, it was an outstanding season as NTSC won its second consecutive Lone Star Conference title.

Score by Quarters	1	2	3	4	Score
North Texas	6	0	0	0	6
Nevada	0	7	0	6	13

Scoring Summary

NT - Bill Cromer 4 run (kick failed); UN - Tommy Kalmanir 94 pass from Stan Heath (Bob Corley kick); UN - Ernie Zeno 1 run (kick failed).



↳ 1946 Optimist Bowl

December 21, 1946
North Texas 14
Pacific 13

HOUSTON, Texas -- Louis Reinzi caught a nine-yard touchdown pass from Billy Dinkle on fourth down with nine seconds left and Dinkle's point after carried the Eagles to a thrilling 14-13 win over the University of the Pacific in the first Optimist Bowl.

It was a significant game for several reasons, not the least being the final game as head coach at Pacific for the famous Amos Alonzo Stagg. It also capped the first season for Eagle head coach Odus Mitchell.

The winning score capped a 67-yard drive by the Eagles. North Texas led 7-0 at the half thanks to a 58-yard interception return for a touchdown by Ned McNeil.

The Eagles won despite being out-gained 274 to 94. The Eagles also had to play most of the game without starting quarterback Fred McCain, who was kicked out of the game in the first quarter for fighting.

For Stagg, the inventor of the T-formation, it was the only bowl game that he would coach during his 57 years as a college coach. Stagg became a head coach at Springfield College in 1890 and amassed a career record of 329-190-35, which ranks third among all college coaches in career games coached. His Hall of Fame career came to a close with a loss at the hands of the Eagles.

Score by Quarters	1	2	3	4	Score
Pacific	0	0	7	6	13
North Texas	0	7	0	7	14

Scoring Summary

NT - Ned McNeil 58 interception (Billy Dinkle kick); COP - John Rhode 19 pass from Bruce Orvis (Waits kick); COP - Heck 22 pass from Klein (Waits kick failed); NT - Louis Reinzi 9 pass from Billy Dinkle (Dinkle kick).

↳ 1994 NCAA I-AA Playoffs

November 26, 1994
Boise State 24
North Texas 20

BOISE, Idaho -- It was UNT's first post-season appearance in six years and its final year as a member of I-AA. It turned out to be a heartbreaking defeat for UNT as Boise State scored 14 fourth-quarter points to advance to the second round.

The Broncos would eventually advance all the way to the championship game before falling. UNT came into the game ranked #18 in the country while Boise State was ranked #3, but it was the Mean Green that had a 20-10 halftime lead.

Quarterback Mitch Maher completed 21-of-32 passes for 226 yards, no interceptions and a touchdown in the first half. But UNT could not get any kind of running game going, gaining just 89 yards on 34 carries and BSU forced UNT to throw in the second half.

UNT could have had a bigger lead at the half, but BSU stopped UNT three times on its own one-yard line and forced the Mean Green to settle for a field goal as the first half ended.

BSU drove 87 yards in nine plays midway through the fourth quarter to cut the lead to 20-17. Three plays later, Maher threw an interception, it was returned to the UNT six-yard line, and on the first play from scrimmage, BSU scored a touchdown to take the 24-20 lead with 5:38 left in the game.

Benny Cherry led the UNT defense with 13 tackles and a quarterback sack.

Score by Quarters	1	2	3	4	Score
North Texas	10	10	0	0	20
Boise State	10	0	0	14	24

Scoring Summary

UNT - Mitch Maher 8 run (Jeff Graham kick); BSU - Ryan Ikebe 40 pass from Tony Hilde (Greg Erickson kick); BSU - Erickson 29 FG; UNT - Graham 31 FG; UNT - Vertis McKinney 19 pass from Maher (Graham kick); UNT - Graham 18 FG; BSU - K.C. Adams 1 run (Erickson kick); BSU - Willie Bowens 6 pass from Hilde (Erickson kick).

↳ 1988 NCAA I-AA Playoffs

November 26, 1988
Marshall 7
North Texas 0

HUNTINGTON, W.V. -- It was a frustrating day for UNT's run-and-shoot offense and a tough end to the season for a Mean Green team that was ranked #1 in the country for six weeks.

UNT quarterback Scott Davis completed just 9 of 19 passes for 91 yards. The two teams came into the game averaging a combined 694 yards and 62 points per game, but the only score of the game came after UNT star punt returner Marcus Camper fumbled a punt while attempting a fair catch.

The Thundering Herd recovered the ball on the UNT 40-yard line and six plays later scored the game's only touchdown.

The Mean Green's only scoring chance in the first half failed when Keith Chapman's 42-yard field goal attempt was tipped at the line of scrimmage. UNT drove to the Marshall 29-yard line on the first drive of the second half, but Chapman missed a 52-yard field goal attempt.

UNT drove to the Marshall 40-yard line midway through the fourth quarter, but came up with nothing and then recovered a Thundering Herd fumble at the Mean Green 45-yard line with 1:27 left in the game, but could not move the ball.

Linebacker Robbie Legg led a solid UNT defense as he finished with 12 tackles and a fumble recovery.

Score by Quarters	1	2	3	4	Score
North Texas	0	0	0	0	0
Marshall	7	0	0	0	7

Scoring Summary

MU - Mike Barber 8 pass from John Gregory (Dewey Klein kick).



↳ 1987 NCAA I-AA Playoffs

November 23, 1987
Louisiana-Monroe 30
North Texas 9

MONROE, La. -- Louisiana-Monroe proved to be UNT's biggest nemesis in 1987, preventing the Mean Green from winning an outright Southland Conference title and then beating UNT in the first round of the I-AA playoffs.

The Indians had beaten the Eagles 24-23 in Monroe back on November 14 when the Mean Green missed an extra point with 1:23 left in the game, spoiling a rally that saw UNT score 16 points in the final seven and a half minutes.

There were no such theatrics on this day as ULM scored 30 unanswered points after Keith Chapman's 28-yard field goal gave UNT a first quarter 3-0 lead.

Three Mean Green turnovers were turned into 13 points as Stan Humphries passed for 237 yards and a touchdown to lead ULM.

Score by Quarters	1	2	3	4	Score
North Texas	3	0	0	6	9
Louisiana-Monroe	0	17	10	3	30

Scoring Summary

NT - Keith Chapman 28 FG; ULM - Tommy Minville 1 run (Teddy Garcia kick); ULM - Garcia 49 FG; ULM - Jackie Harris 5 pass from Stan Humphries (Garcia kick); ULM - Richard 6 run (Garcia kick); ULM - Garcia 21 FG; NT - Edsel Ford 3 run (pass failed).

↳ 1983 NCAA I-AA Playoffs

November 24, 1983
Nevada 20
North Texas 17 (OT)

RENO, Nev. -- UNT's first post-season appearance in 24 years ended in disappointment as the Southland Conference Champions fell in overtime.

The Eagles got a first-round bye and Nevada beat Idaho State to setup the quarter-final match-up.

Played in a snow storm, the Mean Green found themselves in a 7-7 tie at halftime. UNT took a 10-7 lead when Tom Bresnahan kicked a 33-yard field goal just one minute into the second half following a fumbled kickoff to open the second half by Nevada.

The Wolf Pack stormed back to score the next 10 points as Tony Zendejas kicked a 24-yard field goal to give Nevada a 17-10 lead with 11:29 left in regulation.

UNT tied the game by taking advantage of another Wolf Pack mistake, this time a fumbled punt. UNT had the ball first and 10 at the Nevada 12-yard line and on third and 10, quarterback Greg Carter completed a touchdown pass to Grady Davis to tie the game at 17 with 4:45 left in the contest.

UNT had one more chance to score, starting a drive from the UNR 29-yard line with 3:09 left. UNT lost seven yards on the drive and Todd Smith's 42-yard field goal attempt was no good.

Nevada won the coin flip to start the overtime and UNT had the ball on the Wolf Pack 15-yard line. UNT drove the ball of the UNR one-yard line, but couldn't put it in the end zone and missed a 26-yard field goal attempt when the snap was bobbled.

Zendejas, who had missed three of four previous attempts, then made a 32-yard field goal on the first play of its overtime possession to win the game.

Score by Quarters

North Texas	0	7	3	7	0	17
Nevada	7	0	0	10	3	20

Scoring Summary

UN - Scott Threde 17 pass from Eric Beavers (Tony Zendejas kick); NT - Tim Wasson 13 pass from Greg Carter (Brenahan kick); NT - Tom Bresnahan 33 FG; UN - Alphonso Williams 24 pass from Beavers (Zendejas kick); UN - Zendejas 24 FG; NT - Brady Davis 12 pass from Carter (Brenahan kick); UN - Zendejas 32 FG.



↳ A

Joe Abbey, 1947
 Richard Abbe, 2010, 2011, 2012
 Chance Adair, 1996, 1997, 1998, 1999
 Adryan Adams, 2008, 2009
 Joe Adams, 1961, 1962
 Ayodele Adedipe, 2010, 2011
 Kartey Agbottah, 2006, 2007, 2008
 Craig Agnew, 1982-83
 J.B. Airhart, 1927
 Brandon Akpunku, 2008, 2009, 2010, 2011
 Derek Akunne, 2011, 2012
 Josh Alexander, 2005
 Anthony Allen, 1991
 Brad Allen, 1990, 91
 Joe Allen, 1969
 Lee Allen, 1965-66
 Hut Allred, 1994, 1996, 1997, 1998
 Alfred Anderson, 1981, 1982, 1983
 Billy Anderson, 1968
 Courtney Anderson, 1974
 Robert Anderson, 1965, 1966
 Stacey Anderson, 1992, 1993
 Ward Anderson, 1939
 LaChris Anyiam, 2010, 2012
 Ramone Archie, 1998, 99
 Ronnie Arendall, 1956
 Nick Arizaga, 1978, 1979, 1980
 Phillip Armour, 1995, 1996, 1997, 1998
 Quincy Armstrong, 1949, 1950
 Tony Armstrong, 1974
 Bob Arnold, 1945, 1946, 1948
 Vernon Ashton, 1940, 1941
 Steve Atchley, 1968, 1969
 Earl Atkins, 1929, 1930, 1931
 John Atkins, 1975
 Shavod Atkinson, 2009, 2010
 Will Atterberry, 2009, 2010, 2011, 2012
 Jason Attaway, 1997, 1998, 1999
 Meredith Atwell, 1925, 1926
 Don Audas, 1956, 1957
 Adrian Awasom, 2001, 2002, 2003, 2004

↳ B

Frank Babb, 1975, 1976, 1977, 1978
 Blake Bahner, 1978, 1979
 Gene Bahnsen, 1951, 1952, 1953
 Kenneth Bahnsen, 1949, 1950, 1951
 Mike Bailey, 1964
 Tyler Bailey, 2006, 2007, 2008, 2009
 Chase Baine, 2010, 2011
 Don Baker, 1951, 1952, 1953, 1954
 John Baker, 1997, 1998, 1999
 Tony Baker, 1986, 1987
 Glen Balch, 1921
 Cordale Baldwin, 2003
 Jack Ball, 1982, 1983
 Jason Ball, 1999, 2000, 2001
 Wes Ballou, 1968, 1969
 Ajani Banks, 2006
 Starsky Banks, 1996, 1997, 1998, 1999
 Chris Barber, 2002
 Matt Barber, 1984
 Bernie Barbour, 1967, 1968, 1969
 Clarence Barnes, 1970
 Nelson Barnes, 1976, 1978, 1979, 1980
 Tomur Barnes, 1991
 Isaac Barnett, 1989, 1990
 Harold Bartlett, 1946, 1947
 Mark Bartlett, 1983, 1984
 J. Horace Bass, 1919
 Ronnie Battle, 1977, 1978, 1980
 Richard Baxter, 1980, 1981
 Nick Bazaldua, 2002, 2003, 2004, 2005
 Bron Beal, 1985, 1986, 1987, 1988
 Dwain Bean, 1962, 1963
 Jeremy Bean, 2011
 Jeff Beard, 1979, 1980, 1981
 Charles Beatty, 1966, 1967, 1968
 Mark Beatty, 1975, 1976, 1977, 1978
 Russell Beck, 2001, 2002, 2003, 2004
 James Beckam, 1918
 Jake Beckham, 1942
 Aaron Bellazin, 2010, 2011, 2012
 Bruce Bell, 1975, 1976
 Sam Bell, 1945, 1946
 Ronnie Bell, 1965, 1966
 Frank Belkin, 1922, 1923, 1925
 Allen Bennett, 1964
 Jonah Bense, 2001, 2002
 Bobby Benton, 1967
 George Benz, 1949, 1950
 John Berry, 1913
 Milton Bessent, 1951
 Kenneth Biggers, 1984, 1985, 1987
 Anthony Biggs, 1983
 Craig Birdsong, 1984, 1985
 Bill Bishop, 1949, 1950
 E.B. Bishop, 1925, 1926, 1927
 Joe Bishop, 1975
 John Bishop, 1972
 Roy Bishop, 2002, 2003
 Judie Bitner, 1954
 Stan Blackmon, 1974
 Scott Blank, 1997, 1998
 Bob Blanks, 1920
 Andy Blount, 2001, 2002, 2003, 2004
 Robert Blowers, 1990
 Kermit Boaz, 1934, 1935, 1936
 Clay Bode, 1987, 1988, 1989, 1990
 Ben Boehnke, 1954, 1955
 Carroll Boland, 1964, 1965, 1966
 Aaron Bonds, 1970, 1971
 Wayne Bonner, 1945
 Mike Boone, 1995, 1996, 1997
 Ron Boston, 1996, 1997
 Bobby Bottles, 1976
 Ryan Boutwell, 2010, 2011, 2012
 Don Bowen, 1965
 Toby Bowen, 1979, 1980, 1981
 James Bower, 1963, 1964, 1965
 Phillip Bowers, 1952
 Jeff Bowles, 1994
 John Bowles, 1972, 1973
 Scott Bowles, 1987, 1988, 1989, 1990
 Charles Bowlin, 1951, 1952
 Ben Boyd, 1992
 Merle Boyd, 1960, 1961, 1962
 Richard Boyd, 1938
 Sidney Bradford, 1986, 1987, 1988
 Q.L. Bradford, 1934
 Dode Bradley, 1917, 1918
 Matt Bradshaw, 2001, 2002, 2003
 Bob Brady, 1942
 Chris Brainard, 2009
 E.M. Bralley, 1914
 Ja'Mel Branch, 2001, 2002, 2003, 2005
 Claude Brannan, 1919, 1921
 Ed Brantley, 1965, 1966, 1967
 Bill Brashier, 1949, 1950, 1951
 George Bray, 1970
 Jim Braymer, 1954, 1955, 1956
 Billy Brewer, 1985, 1986, 1987
 Carl Brewer, 1986, 1988
 James Brewer, 1949, 1950
 N.H. Brewer, 1923
 Andy Brewster, 2001, 2002, 2003, 2004
 Jim Brewster, 1968, 1969
 Eric Bridges, 2000, 2001, 2002
 Richard Bridges, 1998, 1999, 2000, 2001
 Mike Briscoe, 1969, 1970
 Phil Broadus, 1980, 1981, 1982, 1983
 David Brooks, 1991, 1992
 Andy Broome, 1974
 Charles Brown, 2005, 2007, 2008
 Chris Brown, 1990, 1991, 92, 1993
 David Brown, 1991, 1992, 1993, 1994
 Greg Brown, 2008, 2009, 2010, 2011
 Jeff Brown, 1975, 1976, 1977
 Jeremy Brown, 2004, 2005, 2006

↳ B

Jeremy Brown, 2012
 John Brown, 1974
 Kevin Brown, 1979
 Lawrence Brown, 2006, 2007
 Azel Browning, 1927, 1928, 1929
 L.L. Browning, 1926
 Jason Bruner, 2011
 Randy Bruns, 1980, 1981
 J.H. Buckingham, 1914
 Jonas Buckles, 2001, 2002, 2003, 2004
 Jimmy Burch, 1961, 1962, 1963
 Lonnie Burgess, 1982, 1983
 Bobby Burk, 1990
 Raymond Burks, 2012
 Hardy Burke, 1964, 1965, 1966
 Ken Burkhalter, 1960, 1961
 Jimmy Burkholder, 1973, 1974, 1975, 1976
 C.K. Burns, 1937
 David Burns, 1991, 1992
 Beau Burruss, 2007
 Blake Burruss, 2004, 2005, 2006
 David Busby, 2012
 Antoine Bush, 2006, 2007, 2008, 2009
 Bert Butaud, 1949, 1950
 Kenny Buyers, 2012
 Joey Byerly, 2004
 Aubrey Byerly, 1970, 1971, 1972
 Brett Byland, 1990, 1991, 1992
 Chris Bynes, 2011, 2012
 Brandin Byrd, 2010, 2011, 2012
 Hal Byrd, 1958, 1959

↳ C

Brendan Campbell, 2012
 Byron Campbell, 2001
 W.M. Campbell, 1913
 Kip Camp, 1951, 1952
 Marcus Camper, 1985, 1986, 1987, 1988
 Tevinn Cantly, 2009, 2010, 2011, 2012
 Jeff Cantrell, 1985, 1986, 1987, 1988
 Chris Cardwell, 1984, 1985, 1987
 Evan Cardwell, 2001, 2002, 2003, 2004
 Darius Carey, 2009, 2010
 Vidal Carlin, 1965, 1966
 Brian Carlson, 2006, 2007
 C. L. Carr, 1941, 1942
 Herby Carr, 1963, 1964
 Bill Carrico, 1958, 1959
 Greg Carter, 1981, 1982, 1983
 Kenneth Carter, 1951
 Tyrone Carter, 2002, 2004, 2005, 2006
 Jordan Case, 1978, 1979
 Taylor Casey, 2000, 2001, 2002, 2003
 Walter Casey, 1987, 1988, 1989, 1990
 Dick Caskey, 1917
 Tory Castillo, 1993, 1994, 1995, 1996
 John Castrese, 1997
 A.D. Cate, 1946, 1947, 1948
 James Cate, 1932, 1933
 John Cavaglieri, 1951
 Mike Cavender, 1969
 George Cecil, 1973, 1974
 Andy Chambers, 1964
 Bruce Chambers, 1976, 1977, 1978, 1979
 Lonnie Chambers, 2003, 2004
 Terry Champagne, 1976, 1977, 1978
 Ken Chambliss, 1981
 Winston Chance, 1946
 Brelan Chancellor, 2010, 2011, 2012
 Jimmy Chaney, 2005
 Jeremiah Chapman, 2004, 2005, 2006, 2007
 Joe Chapman, 1922, 1923
 Keith Chapman, 1985, 1986, 1987, 1988
 Walter Chapman, 1973, 1974, 1975, 1977
 John Chappell, 1977
 Carlen Charleston, 1980, 1981, 1982, 1983
 Desmon Chatman, 2006
 Aaron Chavers, 2003, 2004
 Benny Cherry, 1993, 1994, 1996, 1997
 Willie Cherry, 1965, 1966
 Will Chinn, 1997, 2000
 Tim Christian, 1994, 1995, 1996, 1997
 Bill Christle, 1959, 1960, 1961
 John Chupp, 1992
 Justin Claborn, 2000, 2001, 2002, 2003
 Billy Ray Clark, 1949, 1950
 Richard Clark, 1990
 Colton Clay, 2011
 Dominic Clay, 1997
 Ervin Clay, 1939, 1940, 1941
 Lee Clay, 2002, 2003
 J.D. Clayton, 1940
 Raymond Clement, 1958, 1959, 1960
 Charles Clemmons, 1974, 1975
 Fred Clotiaux, 1949, 1950
 James Clotiaux, 1948
 Fred Cobbs, 1918, 1919
 John Cobb, 1918
 Patrick Cobbs, 2001, 2002, 2003, 2005
 Chris Coit, 1998
 Charlie Cole, 1956, 1957
 Mack Cole, 2008
 Vernon Cole, 1957, 1958, 1959
 Anthony Coleman, 1994, 1995, 1996
 Tubby Coleman, 1995, 1996, 1997, 1998
 Tim Collier, 1988
 A.V. Collins, 1946, 1947, 1948
 Bill Collins, 1913, 1914, 1916
 Carrol Collins, 1936, 1937
 Danny Collins, 1970
 Darrin Collins, 1986, 1987, 1988
 David Collins, 2006
 Milton Collins, 1978, 1979
 Williams Collins, 1918, 1919
 George Compton, 1913
 Luke Conder, 2000, 2001, 2002, 2003
 Robert Conrad, 1999, 2000, 2002
 DaWaylon Cook, 2008, 2009
 J.F. Cook, 1942
 S. T. Cook, 1918
 Stanley Cook, 1985
 Tony Cook, 1987, 1988, 1989, 1990
 Rayford Cooks, 1980, 1981, 1982, 1983
 Mike Cooksey, 1973, 1976
 Chad Cooley, 2004, 2005, 2006
 Carter Cooper, 1980, 1981
 Hank Cooper, 1964
 Jerome Cooper, 1985, 1986, 1987, 1988
 Jim Cooper, 1946, 1947
 W.A. Cooper, 1915, 1918, 1919, 1920
 Roderick Cotton, 2004
 Mack Cope, 1961, 1962
 Chase Corley, 1998
 Zeb Cornist, 1998, 1999
 Roderick Cotton, 2005, 2006, 2007
 John County, 1991, 1992, 1993
 Garret Courtney, 1997, 1998
 Forrest Covin, 1939, 1940, 1941
 TaRon Covington, 2004, 2005
 Herman Cowley, 1927, 1928, 1929
 Billy Cox, 1976, 1977
 Boyd Cox, 1951
 Charles Cox, 1932, 1933, 1934
 Deavin Cox, 2004, 2005, 2006, 2007
 LeRoy Crabtree, 1927, 1928, 1929
 Richard Crawford, 1967, 1968
 William Crawford, 1927, 1928
 Kervin Crenshaw, 1993
 Dalton Criswell, 1942
 Winton Criswell, 1951, 1952
 Jimmy Croft, 1977, 1978, 1979, 1980
 Bill Cromer, 1947
 Cedric Cromer, 1993, 1994, 1995, 1996
 Mike Crowell, 1974
 Chuck Crowsey, 1980, 1981
 Alton Crum, 1959, 1960
 Noel Crum, 1989, 1990, 1991, 1992
 Fatty Cuest, 1917
 Eric Cuffee, 1984, 1985
 TJ Culberson, 2003, 2004
 Mack Cumby, 1974, 1976



HISTORY

↳ letterwinners

J.B. Cunningham, 1915
 Wilburn Curnutt, 1946
 Hal Curry, 1942
 Byron Curtis, 1999, 2000
 Zac Cypert, 1979, 1980, 1981

↳ D

C.R. Daffern, 1956
 Bengé Daniels, 1933, 1934, 1935
 Bobby Daniels, 1979, 1980, 1981, 1982
 Darrell Daniels, 2001, 2002
 Jeff Daniels, 1994
 John Darby, 1956, 1957, 1958
 Ryan Davenport, 2005, 2006, 2007, 2008
 Danny David, 1984
 Beau Davidson, 2004, 2005, 2006
 Bryan Davidson, 1991
 Christian Davidson, 2007, 2008, 2009
 Greg Davidson, 1976, 1977, 1978, 1979
 G.H. Davidson, 1923
 Guy Davidson, 1919, 1920, 1921, 1922
 Brady Davis, 1981, 1982, 1983
 Calvin Davis, 1995, 1996, 1997
 Dirk Davis, 1984, 1985
 Frank Davis, 1972, 1973
 Marquese Davis, 2008
 Melvin Davis, 1973, 1974, 1975
 Mike Davis, 1989, 1990
 Scott Davis, 1987, 1988, 1989, 1990
 Trey Davis, 2000, 2001, 2002
 Wallace Davis, 1921, 1922, 1923, 1924
 Duane Day, 1958, 1959
 Germaine Dawson, 2005, 2006, 2007, 2008
 Dustin Dean, 1998, 1999, 2000, 2001
 Trent Deans, 2009, 2010, 2011
 David Deaton, 1972, 1973, 1974
 Grady Deaton, 1916, 1917
 Erwin Debose, 1945, 1946, 1948
 Richard Defelice, 1991, 1992, 1993
 Ira DeFoor, 1941
 Horace DeFord, 1949, 1950
 Brent DeGroot, 1999, 2000, 2001
 Robbie Deheck, 2008, 2009
 Ivan Delgado, 2011, 2012
 Robert DeLong, 1951, 1952
 John Delaney, 1918
 Chacory Demart, 1995, 1996
 Norman Denney, 1957, 1959
 Wiley Denson, 1961
 Jesse DeSoto, 2007, 2008, 2009
 Sam Dibrell, 2007, 2008
 Kevin Dickerson, 2008, 2009
 Steve Dieb, 1977, 1978, 1979
 Dennis Dillard, 1973, 1974, 1975, 1976
 Billy Dinkle, 1947
 E.C. Dittrich, 1935
 Larry Dixon, 1976, 1977, 1978, 1979
 Demario Dixon, 2010
 Lester Dixon, 1985
 Preston Dixon, 1984, 1985, 1986, 1987
 Ray Dodds, 1949, 1950
 Riley Dodge, 2009, 2010
 Odell Dodson, 1922, 1923
 Mike Dooley, 1974, 1975, 1976
 Ryan Downing, 2010, 2011
 Kelvin Drake, 2006, 2007, 2009, 2010
 Paul Draper, 1966, 1967
 Kirk Drew, 1949, 1950
 Erwin DuBose, 1948, 1949
 Albert Dudley, 1937, 1938
 Charles Duffey, 1949, 1950
 Scott Dukatnik, 1990, 1991, 1992, 1993
 Lance Dunbar, 2008, 2009, 2010, 2011
 Blake Dunham, 2012
 Donald Dunlap, 1973, 1974
 Leonard Dunlap, 1969, 1970
 Steve Dunn, 1971
 John Dunsworth, 1924
 Raifu Durodoye, 2005, 2006, 2007
 Robert Duty, 1958, 1959, 1960

↳ E

Jim Eagle, 1946, 1947, 1948
 Shawn Early, 2002, 2003, 2004
 Gary Easley, 1974, 1975
 Red Echols, 1928, 1929, 1930
 A. G. Edens, 1941
 Dralves Edwards, 1970, 1971
 John Edwards, 1971
 Leland Edwards, 1935, 1936
 Henry Eke, 2006
 Jack Elder, 1931, 1933
 Lester Elder, 1932
 David Eliff, 1979, 1980
 Howard Ellenburg, 1937
 Tony Elliott, 1980, 1981
 David Ellis, 1964
 Mike Ellis, 1975
 Lawrence Ellis, 1997, 1998, 1999, 2000
 Jerry Ellison, 1971, 1972
 Marquis Ellison, 2005
 Fred Ende, 1973, 1974, 1975
 Lindy Endsley, 1966, 1967
 Kent Englehardt, 1991, 1992, 1993
 Lee English, 1978, 1979, 1980, 1981
 Donald Ericks, 1989, 1990
 Brad Eskridge, 1987, 1988
 Andy Everest, 1974, 1975, 1976

↳ F

Mack Faggett, 1980, 1981, 1982, 1983
 Darrin Faler, 1996, 1997
 Tim Falgout, 1962, 1963
 Luther Fambro, 1945, 1946, 1947, 1948,
 Gerald Farley, 1994, 1995
 Eugene Farmer, 1990
 Richard Farris, 1961, 1962
 Don Fechtman, 1974, 1976, 1977
 Coleman Feeley, 2008, 2010, 2012
 Gerald Farley, 1994, 1995
 Eugene Farmer, 1990
 Richard Farris, 1961, 1962
 Don Fechtman, 1974, 1976, 1977
 Coleman Feeley, 2008, 2010, 2012
 Joe Ferguson, 1962, 1963
 Guy Fernandez, 2005
 Herb Ferrill, 1946, 1947, 1948
 Lewis Fields, 1988, 1989, 1990
 Reggie Finch, 1991, 1992
 Robert Finklea, 1964, 1965
 Mike Fisher, 1981, 1983
 Robert Fisher, 1968
 Casey Fitzgerald, 2005, 2006, 2007, 2008
 Mike Flanagan, 1989, 1990
 Ed Fleming, 1985
 Ronnie Fleming, 1971, 1972
 Noe Flores, 1959, 1960, 1961
 Ken Fontno, 1971
 Charles Ford, 1989, 1990, 1991
 Edsel Ford, 1987, 1988
 Steven Ford, 2011
 Tony Ford, 1972, 1973, 1974
 Nance Formagus, 1940, 1941
 Aaron Fortenberry, 2009, 2010, 2011, 2012
 Joel Foster, 2003, 2004, 2006
 Rudy Forti, 1994, 1995
 Tommy Fouts, 1937
 Guy Fowler, 1964, 1965
 Lyndon Fox, 1969, 1970, 1971
 Jimmy Franklin, 1969, 1970, 1971, 1972
 Troy Franklin, 2008
 Fred Freeman, 1928, 1929
 Winston Freeman, 1960, 1961, 1962
 Ulysses Fromm, 1922, 1923
 Kelly Fry, 1975, 1976, 1977
 Randy Fry, 1975, 1976
 Zack Fry, 1973, 1974
 Randall Fuller, 1990, 1991
 Bobby Furrh, 1946, 1948
 Brian Futrell, 1998, 1999

↳ G

Frank Gaines, 2010
 Kevin Galbreath, 2001, 2002

Paul Gallamore, 1988, 1989, 1990
 Bob Gandy, 1949, 1950
 Judge Gambill, 1927
 Bernard Gantt, 1913
 Randy Gardner, 2000, 2001, 2002
 J.C. Garrett, 1973
 Dan Garza, 1942
 Tony Gates, 1996, 1997, 1998, 1999
 Mike Gattis, 1967, 1968
 Adkins Gay, 1933
 Clayton George, 1990, 1991, 1992, 1993
 James Gibson, 1966, 1967, 1968
 LeRoy Gibson, 1942, 1946
 Travis Gibson, 1990, 1991, 1992, 1993
 Joe Gieb, 1942, 1945, 1946
 Troy Gilbert, 1961
 James Victor Gill, 2007, 2008, 2009, 2010
 Richard Gill, 1968, 1969
 Steve Gilliland, 1994
 Connor Gilmartin Donohue, 2010
 Eddrick Gilmore, 2005, 2007, 2008, 2009
 Tom Gipson, 1969, 1970
 Lennis Givens, 1970
 Bryan Glass, 2007, 2008
 Rex Glendenning, 1976, 1977, 1978
 John Glenn, 1952
 Tommy Glenn, 1965, 1966
 Bill Glover, 1935
 Chris Glover, 1988
 Sam Golden, 1971, 1972, 1973
 Philip Gonzales, 1962, 1963, 1964
 Buck Goode, 1918, 1919, 1920
 Charles Goodson, 1960
 Derek Gordon, 1998, 1999
 Fred Gordon, 1977, 1978
 Robbie Gordon, 2007, 2008, 2009, 2010
 Ted Gosline, 1971, 1972, 1973
 Brian Gothard, 1991, 1992
 Toby Gowin, 1993, 1994, 1995, 1996
 Benny Graham, 1940, 1941
 Brad Graham, 2010, 2011
 Jeff Graham, 1994, 1995, 1996
 Wynne Graham, 1916, 1917
 S.M. Granstaff, 1936
 Robert Grant, 1996, 1997
 Phillip Graves, 2003, 2004, 2005, 2006
 Dennis Gray, 1964
 Edgar Gray, 1956, 1957, 1958
 Tommy Gray, 1949, 1950, 1951
 Dominique Green, 2005, 2006
 Ollie Green, 1973, 1974, 1975, 1976
 Shawn Green, 1997
 Thomas Green, 1986, 1987
 Charles Greene, 1967
 DeLon Greene, 1990, 1991, 1992
 Joe Greene, 1966, 1967, 1968
 Major Greene, 1987, 1988, 1989, 1990
 Harold Greer, 1970
 I.B. Griffith, 1920, 1924, 1925
 Coylin Grimes, 1994, 1995, 1996, 1997
 Robert Griswold, 1967
 Bill Groce, 1957, 1958, 1959
 Byron Gross, 1987, 1988, 1989, 1990
 Sterling Guest, 1995, 1996
 Josh Gullyey, 1995

↳ H

Glynn Hachtel, 1969, 1970, 1971
 Eugene Haecker, 1957, 1959
 Marvin Hagan, 1977, 1978
 David Hagerman, 1977, 1978, 1979
 Greg Hahn, 1972
 Ken Hall, 1951, 1952
 Rodney Hall, 1994, 1995
 Cory Hall, 2002
 Scott Hall, 2000, 2001, 2003, 2004
 Jimmy Hamic, 1991
 Dick Hamilton, 1958, 1959
 James Hamilton, 2008, 2009, 2010, 2011

Hugh Hamm, 1978, 1979
 Brad Hammit, 1973, 1975, 1976
 Bill Hammond, 1951
 Lateef Hampton, 1996, 1997
 John Hansard, 1919, 1920, 1921
 Artie Hanson, 1942
 Bob Hardie, 1951, 1952
 Cedric Hardman, 1968, 1969
 T. K. Hardy, 1949, 1950
 Burkley Harkless, 1965, 1966
 Robert Harmon, 2004, 2005, 2006
 Gabe Haro, 1999, 2000, 2001
 Lester Harper, 1980, 1981, 1982
 Lee Harrington, 1973, 1974
 Bob Harris, 1930, 1931
 Carlos Harris, 2012
 Jeff Harris, 1997, 1998, 1999, 2000
 Kevin Harris, 1982, 1983
 Sidney Harris, 1974, 1975
 E.B. Harriss, 1925, 1926
 Allan Harrison, 2003, 2004
 Bo Harrison, 1994, 1995, 1996, 1997
 Tommy Harrison, 2001, 2002, 2003, 2004
 Paul Hartsfield, 1991, 1992
 Aaron Harvey, 2003
 Pete Harvey, 1978, 1979, 1980, 1981
 Richard Harvey, 1949, 1950, 1951
 Gerry Hawkins, 1960, 1961, 1962
 Carl Hayes, 1970
 Mike Hayner, 1971, 1972
 Abner Haynes, 1957, 1958, 1959
 Charles Haynes, 1967
 Howard Haynes, 1931, 1932
 Louis Haynes, 1979, 1980, 1981
 Jack Hays, 1952, 1953
 Lynn Heathman, 1988
 Clyde Hebert, 1970, 1971, 1972
 Don Helms, 1931
 Bart Helsley, 1989, 1990
 Bob Helterbran, 1968, 1969
 Jack Hemby, 1967
 Keronna Henderson, 2005, 2006, 2007, 2008
 Ralph Henderson, 1978, 1979, 1980
 R.C. Hendrix, 1975, 1976
 Rick Hendrix, 1979
 Chad Henkleman, 1993, 1994, 1995
 Mike Henry, 1975, 1976, 1977
 Randy Henry, 1967
 George Herring, 1957, 1958, 1959
 Wilson Herring, 1931, 1932
 Julian Herron, 2010, 2011
 Darron Hester, 1998, 1999
 Lanier Hester, 1935, 1936, 1937
 Fred Hickman, 1949, 1950
 Michael Hickmon, 1999, 2000, 2001, 2002
 Gary Hicks, 1966
 Shawn Hicks, 1991, 1992
 Olvis Hicks, 1940
 Cliff Higgs, 2005, 2006, 2007
 Michael High, 1991, 1992, 1993, 1994
 Wayne Hightower, 1947
 Kylie Hill, 2008, 2009
 Morcellius Hill, 1995, 1996, 1997
 Royce Hill, 2008, 2009, 2010, 2011
 Rusty Hill, 1980, 1981, 1982
 L.W. Hillian, 1936, 1937
 Richard Hinch, 1971, 1972
 Greg Hirsch, 1993, 1994
 George Hoagland, 1952, 1953
 Ian Hobbs, 2000, 2002, 2003
 Preshe Hodge, 1971
 Byron Hoffereck, 1986, 1987
 Robert Hoffman, 1995
 Joe Holbert, 1935, 1936
 Clint Holden, 1988
 Gabe Holivay, 2008, 2009
 Henry Holland, 1965, 1966, 1967
 Kendrick Hollie, 1996, 1997, 1998
 J.T. Hollins, 1974, 1975, 1976
 Chuck Holloway, 1959, 1960, 1961
 Glen Holloway, 1967, 1968, 1969



Aaron Holly, 1999, 2000
 Louis Holman, 1971, 1972, 1973
 Maurice Holman, 2005, 2006, 2007
 Johnnie Holmes, 1980, 1981, 1982, 1983
 Glenn Holtzman, 1952, 1953
 Dennis Hopovac, 2003, 2004, 2005, 2006
 Nick Hoppe, 1999, 2000
 Chris Hornbeak, 1993, 1994, 1995, 1996
 Randy Horton, 1989, 1990
 Kevin Howard, 2000, 2001, 2002, 2004
 Oscar Howard, 1965
 Tom Howarth, 1928, 1928, 1929
 Maxwell Howe, 1941
 Tom Howey, 1979, 1980, 1981, 1982
 Willie Hubbard, 2012
 Tommie Hudgins, 1946
 Randy Hudson, 1985
 Willis Hudson, 1993, 1994, 1995
 Roy Huffines, 1919
 Bill Hughes, 1917
 Bobby Hughes, 1951, 1952
 Griff Hughes, 1952
 Michael Hughes, 1980, 1982, 1983
 Willie Hughes, 1989, 1990, 1991, 1992
 Ronald Hull, 2006
 Rex Humbarger, 1971, 1972, 1974
 Roy Humphrey, 1968
 Ray Hundley, 1922, 1923, 1924, 1925
 David Hunt, 1982, 1983, 1985
 Steve Hunt, 1995, 1996, 1997
 W.A. Hunter, 1940
 Chris Hurd, 2000, 2001, 2002, 2003
 Leslie Hurley, 1997
 Eli Hutchison, 2004, 2005

↳ I

Norm Ingebritsen, 1951, 1952
 Glenn Ingram, 1966
 Warren Isaac, 1972, 1973, 1974
 James Ivy, 1966, 1967, 1968

↳ J

Mike Jacko, 1981, 1982, 1983
 Bernard Jackson, 1978, 1979
 Brandon Jackson, 2004, 2005, 2006, 2007
 Hilbert Jackson, 2011, 2012
 Jamaal Jackson, 2009, 2010
 Kelvin Jackson, 2009, 2010
 Roland Jackson, 1992, 1993, 1994, 1995
 Ty Jackson, 1999, 2000, 2001
 Vance Jackson, 1973
 Coy Jacobs, 1992, 1993
 H.G. James, 1913, 1914
 I.T. James, 1937, 1939
 Leonard James, 1938
 Sean January, 2010, 2011
 Harlan Jefferson, 1980, 1981, 1982, 1983
 Lavelle Jenkins, 1974, 1975
 Clay Jennings, 1992, 1993, 1994, 1995
 Leonard Jeter, 1963
 Antoinette Jimmerson, 2012
 Dick Johns, 1936, 1937
 Antonio Johnson, 2011, 2012
 Bill Johnson, 1986, 1987, 1988
 Breece Johnson, 2007, 2008, 2010, 2011
 Charles A. Johnson, 1971, 1972, 1973
 Charles Johnson, 1975
 Clifford Johnson, 1938
 Churn Johnson, 1919
 Forlando Johnson, 2010, 2011
 Garvin Johnson, 1925
 Joe Johnson, 1996, 1997, 1998
 J.J. Johnson, 2008, 2009, 2011
 Julius Johnson, 1936, 1937, 1938
 Marvin Johnson, 1922, 1923,
 Rex Johnson, 1987, 1988
 Richard Johnson, 1951, 1952
 Roderick Johnson, 2007, 2008

Andrew Jones, 1995, 1996, 1997
 Calvin Jones, 1919
 Craig Jones, 2000, 2001, 2002, 2003
 Lowell Jones, 1928
 Malcolm Jones, 1976, 1977, 1979, 1980
 Mike Jones, 1975, 1976, 1977
 Ronnie Jones, 1963, 1964
 Steve Jones, 1965
 Terry Jones, 1985
 Jonathan Jusiewicz, 2002

↳ K

Brad Kadlubar, 2002, 2003, 2004
 Martin Kahn, 1963, 1964, 1965
 Brad Kassell, 1998, 1999, 2000, 2001
 Jeff Katon, 1985, 1986, 1987, 1988
 Josh Kay, 1999, 2000
 Buck Keahay, 1916, 1917, 1918
 Tom Kelly, 1978
 Fred Kelsay, 1918, 1919
 Jolley Kelsay, 1935, 1936
 Horace Kembell, 1942, 1945, 1946
 Bill Kemplin, 1947, 1948
 Brandon Kennedy, 2000, 2001, 2002, 2003
 Paul Kerestine, 1978, 1979
 David Kervin, 1972, 1973
 Iseed Khoury, 1975, 1976, 1977
 Don King, 1977, 1978
 Garry King, 1973, 1975, 1976, 1977
 Leon King, 1957
 Bill Kirbie, 1959, 1960, 1961
 David Kirk, 1973, 1975
 Frank Klein, 1957, 1958, 1959
 Harold Knight, 1963
 Jeremy Knott, 2008, 2009
 Sidney Knowles, 1922, 1923, 1924
 Wenton Knowles, 1932, 1934
 Markeith Knowlton, 2001, 2002, 2003, 2004
 Brad Koch, 1990, 1991
 Marc Koke, 1995, 1996, 1997
 Troy Kokjohn, 2008, 2009, 2010, 2011
 Mickey Koonce, 1954, 1955
 Ted Koonce, 1940, 1941
 Kail Kridler, 2007
 J.B. Kuehl, 1942
 Julian Kuehl, 1946, 1948
 Dennis Kuithe, 1980, 1981, 1982, 1983
 Herb Kunz, 1991
 Rich Kuranda, 1988
 Larry Kuykendall, 1973, 1974
 Roy Kyle, 1940

↳ L

Dennis Lackey, 1967
 Dan LaGrasta, 1951, 1952, 1953
 Charles Laine, 1951, 1952, 1953
 Bill Lalicker, 1945, 1946, 1947, 1948
 Bill Lammes, 1949, 1950
 David Lancaster, 1961
 Chris Land, 2000
 Charles Langford, 1919, 1920
 James Langston, 1986, 1987
 Bobby Lankford, 1951
 Melvin Lark, 1976, 1977, 1978, 1979
 Bill Lawhorn, 1949, 1950
 Jack Lawless, 1949, 1950
 Pete Lawless, 1947, 1948
 Frank Lawlis, 1960, 1961
 Clark Lawrence, 1972, 1973
 James Leatherwood, 1964
 Greg Lee, 1984, 1985
 Lairamie Lee, 2011, 2012
 Laymonde Lee, 1995, 1996, 1997, 1998
 Marlon Lee, 1999, 2000
 Robbie Legg, 1985, 1986, 1987, 1988
 Jim Lemming, 1977, 1978, 1979, 1980
 Dennis Lemmons, 1973, 1974
 Cyril Lemon, 2011, 2012
 Nick Leppo, 2010

Wilmer Levels, 1969, 1970
 Ralph Lewerenz, 1982, 1982, 1983
 B. J. Lewis, 2007, 2009, 2010
 Dhari Lewis, 1996, 1997
 George Lewis, 1976, 1977
 Glenn Lewis, 1977, 1978
 Henry Lewis, 1925
 Reginald Lewis, 1975, 1976, 1977, 1978
 Robert Lewis, 2012
 Eric Lichty, 2007
 Peter Linck, 1962, 1963, 1964
 Alexander Lincoln, 2011, 2012
 Dick Lindsay, 1945, 1946, 1947, 1948
 Jay Linville, 1982, 1983
 Dylan Lineberry, 2004, 2005, 2006
 Bernie Little, 1974, 1975, 1976
 Ret Little, 1967, 1968, 1970
 Phillip Littlejohn, 1995, 1996, 1997, 1998
 James Littlepage, 1961, 1962, 1963
 Jeff LoCaste, 1977, 1978, 1979
 Carl Lockhart, 1962, 1963, 1964
 Tim Loftin, 1975, 1976, 1977
 Bob London, 1928, 1929, 1930
 Jack London, 1920
 Audie Long, 1963, 1964, 1965
 Rondy Long, 1990
 Roy Loren, 2006
 Alex Lott, 2008, 2009, 2010
 Andy Lott, 1998, 1999
 David Lott, 1954, 1955, 1956
 John Lott, 1984, 1985
 John Love, 1965, 1966
 Loyd Lowe, 1948, 1949, 1950
 Weldon Lucas, 1929, 1930
 Noel Luna, 2007
 H.H. Lundon, 1921
 Richard Lynn, 1919
 Greg Lyssy, 1980, 1981, 1982

↳ M

Greg Mabra, 1991
 Dominique Mackey, 2001, 2003, 2004
 Marshall Magill, 1913, 1914
 Dave Maggard, 1932, 1933
 David Magnat, 1960, 1961, 1962
 Colt Mahan, 2006, 2007, 2008
 Mitch Maher, 1991, 1992, 1993, 1994
 Henderson Malone, 1931, 1932
 Onel Malone, 1928, 1929
 Ed Maltony, 1954, 1955
 Roderick Manning, 1986, 1987, 1988
 Rogdrick Manor, 1994, 1995
 Michael Marr, 1967, 1968, 1969
 George Marshall, 2000, 2001, 2002
 Gordon Marshall, 1975
 Jamal Marshall, 2012
 Mike Marshall, 2011, 2012
 Cecil Martin, 1947, 1948, 1950
 Elbert Martin, 1931
 Jarrod Martin, 1998
 Paul Martin, 1974, 1975, 1976, 1977
 Roger Martin, 1934, 1935, 1936
 Wesley Martin, 1937
 J.D. Martinez, 1987, 1988, 1990
 Ernie Marvel, 1948, 1949, 1950, 1951
 Daryl Mason, 2012
 Corie Massey, 2000, 2002
 Johnny Mata, 1966, 1967
 Jeremi Mathis, 2009
 Travis Matlock, 2000
 Greg Matthews, 1990, 1991, 1992, 1993
 Paul Matthews, 1934
 Jason May, 2003, 2005
 Sean Mayes, 1990, 1991, 1992, 1993
 Dan McAlister, 1918, 1919, 1920
 Cougar McBride, 2001
 Fred McCain, 1945, 1946, 1947, 1948
 Bob McClendon, 1951, 1952
 Sam McClure, 1926, 1927, 1929, 1930

Benny McCollum, 1959, 1960
 L.L. McCombs, 1924, 1925
 D'Leon McCord, 2010, 2011
 Brandon McCoy, 2010, 2011, 2012
 Steve McCoy, 1969
 Glen McCracken, 1915, 1918
 Loren McCray, 1919, 1920, 1921
 Maurice McCray, 1922, 1923, 1924
 James McCurin, 1977, 1978
 James McDaniel, 1938, 1939, 1940
 Kevin McDaniel, 1991
 Ed McDonald, 1969, 1970
 Danny McElroy, 1982, 1983
 Ray McFarland, 1980
 Gordon McFeders, 1984, 1985, 1986, 1987
 Ray McGallion, 1949, 1950, 1951
 Don McGee, 1999, 2000, 2001, 2002
 Randal McGee, 1949, 1950
 John McGill, 1988, 1989, 1990
 Bill McGinnis, 1960
 Charlie McGinty, 1951, 1952, 1953
 David McGinty, 1986, 1987, 1988
 Efreem McGowan, 1981, 1982, 1983
 Broderick McGrew, 1996, 1997, 1998, 1999
 James McIngvale, 1972, 1973
 Leland McIntyre, 1939, 1940
 Chris McIver, 1999, 2000, 2001, 2002
 Dan McIver, 2000
 Dwyer McKeith, 1997
 Vertis McKinney, 1994, 1995
 LaDarrin McLane, 1997, 1998, 1999, 2000
 Shane McLaughlin, 1991, 1993, 1994, 1995
 Mitch McManus, 1981, 1982, 1983
 Russell McMillan, 1990, 1991, 1992
 Arther McNac, 2003, 2004
 Mark McNeely, 1978
 Jim McNeill, 1927
 Ned McNeill, 1945, 1946, 1947, 1948
 Andrew McNulty, 2011
 Bill McWatters, 1962
 Lloyd McWhirter, 1941
 Daniel Meager, 2005, 2006, 2007, 2008
 Matt Menard, 2007, 2008
 Derek Mendoza, 2004, 2005, 2006, 2007
 Tony Merriwether, 1980, 1981, 1982, 1983
 Leonard Mershon, 1937, 1938
 Tom Middaugh, 1984, 1985, 1986, 1987
 Albert Mikeska, 1941, 1941
 Ben Miller, 2000, 2001, 2002
 Carl Miller, 1922, 1923, 1924, 1925
 Chris Miller, 2002, 2003, 2004, 2005
 Drew Miller, 2011, 2012
 Don Miller, 1976
 Jackie Miller, 1971
 Joseph Miller, 2005, 2006, 2007, 2008
 Kevin Miller, 1985, 1986, 1987, 1988
 Ron Miller, 1976
 Chuck Mills, 1968, 1969
 Jason Mills, 1994, 1995
 Andy Milum-Lott, 1998
 Mike Minter, 1984, 1985
 James Mitchell, 2003, 2004, 2005, 2006
 Julius Mitchell, 1976, 1977, 1978, 1979
 Mark Mitchell, 1994
 Joe Milton, 1969, 1970
 Joey Missildine, 1991, 1992
 Shields Mitchell, 1949
 Walter Mitchell, 1937, 1938
 James Moffitt, 1969
 Mark Molamphy, 2001
 Art Molina, 1981-82
 Chris Moncrief, 1972
 Brandon Monroe, 2004, 2005, 2006, 2007
 Charles Monroe, 1987, 1988, 1989, 1990
 Cam Montgomery, 2008, 2009
 Carl Montgomery, 1941
 Corbin Montgomery, 1997, 1998
 Wes Montgomery, 1987, 1988
 Health Moody, 1997, 1998, 1999, 2000
 Monty Moon, 1984, 1985, 1986, 1988
 Barry Moore, 1968, 1969



HISTORY

↳ letterwinners

Ben Moore, 1952, 1953
 Curtis Moore, 1965, 1967
 Elbert Moore, 1927, 1928
 James Moore, 1962, 1963, 1964
 John C. Moore, 1918
 J.D. Moore, 1931, 1932
 Kevin Moore, 2003, 2004
 Red Moore, 1917
 Rodney Moore, 1981, 1982, 1983
 U.G. Moore, 1928
 Thomas Moreland, 2007
 David Morgan, 1997, 1998, 1999
 Velton Morgan 1989, 1990
 David Morris, 1977, 1978, 1979, 1980
 Peter Morris, 1973, 1975, 1976
 Marty Morrison, 1976, 1977, 1978, 1979
 Andre Mosely, 1980, 1981, 1982, 1983
 Wendall Mosely, 1990, 1991
 Dale Moses, 1979, 1980, 1981, 1982
 Micah Mosley, 2007, 2008, 2009, 2010
 Bill Moss, 1959
 Howard Moss, 1973, 1974, 1975
 Wayne Mueller, 1961, 1962, 1963
 Jeff Muenchow, 1999, 2000, 2001, 2002
 Garvin Mugg, 1942
 Troy Mullins, 1932, 1933
 Durwood Mumford, 1941, 1947
 Scott Murphy, 1995, 1996
 Charles Murray, 1977, 1978
 Tom Murskie, 1964, 1965
 Milton Musick, 1942
 Zachary Muzzy, 2004, 2005, 2006
 Roy Myers, 1968, 1969
 Terence Myracle, 1926
 Williams Myers, 1918, 1919, 1920, 1925

↳ N

Boyce Nall, 1938, 1939, 1940
 Paul Nance, 1979, 1980, 1981, 1982
 Chris Neal, 2007, 2008, 2009
 David Neale, 1964, 1965
 Butch Neasley, 1967, 1969
 Brian Nelson, 2007
 Gordon Nelson, 1963
 John Ed Nelson, 1964
 Kendell Nelson, 1984, 1985, 1986, 1987
 Tommy Nelson, 1971
 Chris Nevins, 2003, 2004
 Roy Newman, 1951, 1953
 Jonathan Newton, 1978, 1979
 James Nichols, 1932, 1933, 1934
 Winton Noah, 1924, 1925, 1926
 Damion Nobles, 2003, 2004
 H.C. Nolte, 1942
 Levene Norman, 1972, 1973
 Ed Norris, 1940
 Latif Nurudeen, 2007, 2008
 Richard Nutt, 1947, 1948
 Joel Nwigwe, 2002, 2003, 2005, 2006
 Tobe Nwigwe, 2006, 2008, 2009
 Larry Nyquist, 1956

↳ O

K.C. Obi, 2009, 2010, 2011, 2012
 Jimmy Odoms, 1975, 1976, 1977, 1978
 Walter O'Farrell, 1949, 1950
 Bill Oglesby, 1942, 1945, 1946, 1947
 E.O. Oglesby, 1914, 1915
 Ford Oglesby, 1913, 1914, 1915
 Jamize Olawale, 2010, 2011
 Zach Olen, 2010, 2011, 2012
 Mike Oliphant, 1976, 1977, 1978, 1979
 Joe Oliver, 1958, 1959, 1960
 Ivan Oliver, 1922, 1923, 1924
 Ken O'Neill, 1971, 1972
 Sutton Orenbaum, 1940, 1941
 Zach Orr, 2010, 2011, 2012
 Brent Osborn, 2012
 Chris Osborne, 1979

Michael Outlaw, 2009, 2011
 Bobby Owen, 1972, 1973, 1974, 1975
 Ed Owens, 1984, 1985, 1986, 1987
 Sam Owusu-Hemeng, 2007, 2008, 2009

↳ P

Sam Pack, 1972
 Alex Pahulu, 2000, 2001
 Jerry Pair, 1959
 Ron Paris, 1998, 1999, 2000, 2001
 Sam Parker, 2000, 2001
 Walt Parker, 1938, 1939
 W.E. Parker, 1938
 Willie Parker, 1969, 1970
 Montrell Parks, 2001, 2002
 Terry Parks, 1959, 1960
 Zane Paschall, 1985, 1986, 1987, 1988
 Ephraim Patterson, 2005
 Vince Patterson, 1996, 1997, 1998, 1999
 Bryan Paxton, 1989, 1990
 Crillon Payne, 1938, 1939
 Robert Peachey, 2006
 Jeremy Pearl, 2001, 2002, 2003
 Charles Peck, 1967
 Erric Pegram, 1988, 1989, 1990
 Homer Pegram, 1933, 1934, 1935
 John Pegasus, 1974
 Shelton Pendarves, 1971, 1972, 1973
 Robert Penn, 1988
 A. J. Penson, 2007, 2008, 2009, 2010
 Robert Pentecost, 1936
 Arthur Perkins, 1959, 1960, 1961
 James Perry, 1978, 1979, 1980
 Corry Pertile, 1997, 1998, 1999, 2000
 Fred Pertile, 1997, 1998, 1999, 2000
 Steve Petcavage, 1976
 Andre Phillips, 1996, 1997, 1998
 Cecil Phillips, 1939
 James Phillips, 1936
 Jeremy Phillips, 2009, 2010, 2011, 2012
 Kevin Phillips, 1986, 1987
 Kim Phillips, 1986, 1987, 1988
 Matt Phillips, 2005, 2006, 2007, 2008
 Rudolph Phillips, 1977, 1978, 1979, 1980
 Jerry Pickens, 1983
 Paul Pierson, 1931, 1932, 1933
 Mike Pirkle, 1960, 1961, 1962
 Steve Piskor, 1990, 1991
 Chase Pistole, 2005
 Rex Pitts, 1965
 Lynrick Plesant, 2011, 2012
 Sam Pogue, 1949, 1950, 1951
 Chad Polk, 2012
 T.A. Pollan, 1920, 1921, 1925
 Matt Ponce, 2009
 Gene Pool, 1985, 1986, 1987, 1988
 Lawrence Pool, 1929, 1930
 Ted Pospisil, 1967, 1968
 James Potts, 1913, 1914
 Tommie Powell, 1971
 Frank Powers, 1940, 1941
 Andrew Power, 2011, 2012
 J.W. Powlledge, 1914
 Bobby Price, 1961, 1962
 Greg Price, 1993, 1994
 Tom Price, 1964, 1965, 1966
 Larry Priestley, 1965
 Walter Priestley, 2001, 2002, 2003, 2004
 Daniel Prior, 2009, 2010, 2011
 Perry Pruett, 1968, 1969, 1970
 Michael Pruitt, 2003, 2004
 Sky Pruitt, 2004, 2005, 2006
 Joe Mack Pryor, 1957, 1958
 Jim Puryear, 1952, 1953
 John Pyszynski, 1970, 1971

↳ Q

Charles Qualls, 1949, 1950, 1951
 Mark Quinlan, 1968, 1969
 Johnny Quinn, 2003, 2004, 2005, 2006

↳ R

Howard Ramey, 1957
 Kelly Ramsey, 1995
 Steve Ramsey, 1967, 1968, 1969
 J.R. Randle, 1999, 2000, 2001, 2002
 Willie Ransom, 2005
 David Ray, 1975, 1976, 1977
 Glen Ray, 1975, 1976
 Justin Ray, 1993, 1994, 1995, 1996
 Bob Reams, 1947, 1948
 Jay Record, 1980, 1981
 Troy Redwine, 1993, 1994, 1995
 Beasley Reece, 1973, 1974, 1975
 Charles Reece, 1990, 1991
 Dan Reeder, 1981, 1982, 1983
 DeWayne Reeder, 1984, 1985
 Gene Reese, 1967
 Tony Reese, 1965, 1968
 Barrett Reeves, 1942
 Otis Reeves, 1935, 1937
 Brett Renfro, 1993, 1994, 1995, 1996
 Dean Renfro, 1951, 1952, 1953
 John Renfro, 1954, 1955
 Ray Renfro, 1949, 1950, 1951
 Zene Renfro, 1979, 1980, 1981, 1982
 Rex Repass, 1934, 1935, 1937
 Tye Rexrode, 2006
 Mac Reynolds, 1954, 1955, 1956
 Ralph Reynolds, 1951, 1952
 Mike Rhone, 1984, 1985, 1986, 1987
 Clay Rice, 1928
 Don Rice, 1971
 Ronny Rice, 1957, 1958, 1959
 Jeff Richards, 1930
 Bobby Richardson, 1960
 Marvin Richardson, 1982, 1983
 Paul Richardson, 1942
 Charles Ricks, 1937, 1938
 Chris Ridgeway, 2000
 Louis Rienzi, 1945, 1946, 1947, 1948
 James Riggs, 1939, 1940
 Frank Riley, 1922, 1923, 1926
 Ron Riley, 1996, 1997
 Todd Rimbey, 1995, 1996
 Johnnie Riola, 1938, 1939, 1940
 Dallas Rish, 1930, 1932, 1933
 Thomas Ritchey, 1966
 John Roady, 1922, 1923
 Ralph Roberson, 1985, 1986, 1987, 1988
 Ray Roberson, 1949, 1950
 Sam Roberson, 2008, 2009
 Craig Robertson, 2007, 2008, 2009, 2010
 Ed Robertson, 1946
 Evan Robertson, 2006
 Donald Robinson, 1935
 Foster Robinson, 1913
 Jerry Robinson, 1972
 Nathan Roberts, 2000
 Jeff Rodgers, 1997, 1998, 1999, 2000
 A.B. Rogers, 1933
 Bill Rogers, 1949, 1950, 1951
 James Roller, 1977
 Scott Rollins, 1997, 1998, 1999
 Eryn Roman, 2007
 Ronnie Romike, 1963, 1964, 1965
 Chad Rose, 2005, 2006, 2008
 Morris Rose, 1958, 1959
 Steve Rose, 1965, 1968
 Dryalen Ross, 2006, 2008, 2009, 2010
 Richard Ross, 1978
 Forrest Rucker, 2009
 Nick Ruggerie, 1940
 Ramon Ruiz, 1956
 Tommy Runnels, 1952, 1953, 1954
 James Russell, 1965, 1966, 1967
 Jerry Russell, 1956, 1957
 Kyle Russo, 2008
 Earl Rutledge, 1913, 1914
 Bill Ryan, 1961, 1962, 1963
 John Ryan, 2000, 2001, 2002

↳ S

Jay Saad, 1982, 1983
 Steve Sakis, 1972
 Kregg Sanders, 1987, 1988
 Robert Sanders, 1964, 1965
 Esteban Santiago, 2007, 2008, 2009, 2010
 Kendrick Sapp, 1996, 1997, 1998, 1999
 Konockus Sashington, 2012
 Hurles Scales, 1971, 1972
 Johnny Schindler, 1984, 1985
 Herbert Schulze, 1960, 1961, 1962
 Paul Schulze, 1980, 1981, 1982
 Casey Schutz, 2010, 2011
 Clare Seay, 1931, 1932
 Gayle Sebastian, 1933
 Bryant Seidle, 2006, 2008, 2009
 J.R. Selexman, 1990
 W.B. Self, 1942
 Ken Selph, 1961, 1962, 1963
 Fritz Shankles, 1915
 Ronnie Shanklin, 1967, 1968, 1969
 Joe Sharp, 1942
 Dennis Shaw, 1954, 1955
 Jerrell Shaw, 1957, 1958
 Bruce Shaw, 1942
 Rick Shaw, 1971, 1972, 1973
 Floyd Shawver, 1929, 1931
 Bill Sheffield, 1938, 1939, 1940
 Charles Shepard, 1951, 1952, 1953, 1954
 John Shepherd, 1974
 DeWayne Sheppard, 1987, 1988
 Robert Sheppard, 1934, 1935, 1936
 Jim Sherburn, 1956, 1957, 1958
 Strickland Shoefner, 1941
 Harold Shoemaker, 1936, 1942
 Johnny Shoemaker, 1936, 1938
 Michael Shook, 1967, 1968
 John Shorter, 2008, 2009, 2010, 2011
 Phil Shotland, 1971, 1972, 1973
 Paul Shotwell, 1975, 1976, 1977
 Dan Shurley, 1992, 1993
 Fred Sigler, 1928, 1929
 Luis Silva, 1991, 1992, 1993, 1994
 Bruce Simmons, 1957, 1958
 James Simmons, 1922, 1923, 1924
 Charles Simpson, 1981, 1982, 1983
 Ilias Simpson, 2003, 2004
 Richard Sims, 1984, 1985
 Walter Sims, 1976, 1977, 1978
 Mike Sizelove, 1981, 1983
 Ted Sizemore, 1920
 George Skipper, 1954
 Fred Slack, 1921, 1922, 1923, 1924
 Phillip Slater, 1956, 1957
 Rudolph Smart, 1927, 1928
 Ted Smart, 1926
 Andrew Smith, 2002, 2003
 Basil Smith, 1942
 Bert Smith, 1917
 Brad Smith, 1993, 1994
 Brian Smith, 1994, 1995
 Bobby Smith, 1961, 1962, 1963
 Charlie Smith, 1978, 1979, 1980, 1981
 Dan Smith, 1959, 1961
 Darnell Smith, 2012
 Don Smith, 1954, 1955, 1956
 Ellery Smith, 1990
 Garry Smith, 1974, 1975
 Gary Smith, 1975, 1976, 1977
 Ira Smith, 2009, 2010
 Isiah Smith, 2007, 2008
 James Smith, 1970, 1971
 James F. Smith, 1945, 1946, 1947, 1948
 J.T. Smith, 1974, 1975, 1976, 1977
 Ken Smith, 1975, 1976, 1977
 Lajaylin Smith, 2012
 Larry Smith, 1974, 1975
 Lou Smith, 1986, 1987, 1988
 Mark Smith, 1980
 Raymond Smith, 1929, 1930, 1931
 Royce Smith, 1973, 1976



Tanner Smith, 2011, 2012
 Todd Smith, 1983, 1984, 1985
 Tommy Smith, 1954, 1955
 Whit Smith, 1979, 1980
 John Snead, 1954, 1955
 C.B. Snyder, 1920
 Weston Squire, 2009, 2010, 2011
 Cecil Sountagg, 1931, 1932
 Mike South, 1990, 1991
 Bill Spencer, 1966
 Cody Spencer, 2000, 2001, 2002, 2003
 Richard Spencer, 1966
 Thomas Spencer, 2000
 Truman Spencer, 2005, 2006, 2007, 2008
 Brad Spinks, 1993, 1994, 1995, 1996
 Charles Sportsman, 1924, 1925
 Carl Sprock, 1983, 1984, 1985
 Spencer Stack, 1999, 2000, 2001
 Tom Standifer, 1914
 Sammy Stanger, 1957, 1958, 1959
 Bobby Stansel, 1954
 C.H. Starnes, 1913, 1914
 John Starnes, 1981, 1982, 1983
 Steve Stephenson, 1917
 Ron Sterling, 1998, 1999
 Joe Stevenson, 1978, 1979, 1980
 Montey Stevenson, 2004, 2005, 2006, 2007
 Doug Stewart, 1954
 Jonathan Stewart, 2007, 2008
 Matt Stewart, 1980, 1981, 1982
 Lawrence Stickland, 1951, 1952
 Brock Stickler, 2005, 2006, 2007, 2008
 Billy Still, 1995, 1997
 Michael Stojkovic, 2011
 Gaines Stovall, 1963, 1964
 Johnnie Stovall, 1934, 1935
 P.B. Stovall, 1935, 1936
 Bob Stout, 1972, 1973
 Tyler Stradford, 2010
 Jim Stuart, 1949, 1950
 Arthur Stubblefield, 2007
 Mike Sturm, 1969
 Jerry Suhler, 1965, 1966, 1967
 Steve Sullivan, 1969, 1970, 1971
 Larry Sullivant, 1960, 1961, 1962
 Nicholas Summerfield, 2012
 Lloyd Sutton, 1970
 Willard Sutton, 1933, 1934, 1935
 Lawrence Svehlak, 1961, 1962
 Wendell Swann, 1949, 1950
 Sammy Swierc, 1974, 1975, 1976
 Jim Swords, 1968, 1969
 Marquis Sykes, 2007, 2008

↳ T

Jimmie Tallant, 1935, 1936
 Elmer Tampke, 1924, 1926, 1927, 1928
 R.A. Tampke, 1921
 Jarrell Tarpley, 1984, 1985, 1987, 1988
 Ed Tasby, 1970, 1971
 Archie Tatum, 1980
 Kiev Tatum, 1987, 1988
 Tony Taveras, 2007
 Leo Taylor, 1968, 1969
 Weldon Taylor, 1933, 1934, 1935
 Willie Taylor, 2009, 2010, 2011
 Harold Teal, 1954, 1955
 Kerry Tecklenburg, 1980, 1981, 1982, 1983
 Darrell Terrell, 1978, 1979, 1980
 George Terrell, 1951
 Scott Terry, 1991
 Weston Thaggard, 2002, 2003, 2004
 Theon Thetford, 1957, 1958
 Isaac Thomas, 2005, 2006, 2007, 2008
 Jamario Thomas, 2004, 2005, 2006, 2007
 Larry Thomas, 1962, 1963, 1964
 Mike Thomas, 1999
 Richard Thomas, 1990
 Stan Thomas, 1993, 1994

Kevin Thomes, 1986, 1987
 Derek Thompson, 2009, 2011, 2012
 Doyle Thompson, 1930
 Mike Thompson, 1982, 1983
 Wade Thompson, 1925, 1926
 James Thorne, 1971
 Michael Thrash, 2002, 2003
 Matt Tiemann, 1984
 Oran Tipps, 1918
 Andy Todd, 1990, 1991, 1992, 1993
 Matt Tomlinson, 2009, 2010, 2011
 Ray Toole, 1956, 1957
 F. H. Toombs, 1915
 Trent Touchstone, 1988, 1989
 Marcus Trice, 2012
 Bob Tricks, 1969, 1970
 Everett Truitt, 1980, 1981, 1982
 Glenn Tucker, 1969, 1970
 Robert Tucker, 1966, 1967
 Nathan Tune, 2007, 2008, 2009, 2010
 Charles Turner, 1935, 1936
 R.E. Turner, 1925
 Reginald Turner, 1973
 Matt Turney, 1999, 2000, 2001, 2002
 Jeff Tutson, 1988, 1989, 1990

↳ U

Wayne Ulmer, 1962

↳ V

Greg Van Ness, 1973
 Don Vardell, 1966, 1967, 1968
 Les Varner, 1973
 Jack Vaughn, 1931, 1932, 1933
 George Veit, 1952, 1953, 1954
 Adam Venegas, 2005, 2006, 2007
 Gene Verkerk, 1951, 1952
 Ray Verkerk, 1951, 1952, 1953
 Danny Vick, 1980, 1981, 1982, 1983
 Harold Vick, 1937
 Brian Vickers, 1991
 Don Vickers, 1962
 Reb Villard, 1917
 Leon Vinyard, 1937, 1938, 1939
 Giovanni Vizza, 2007, 2008

↳ W

Robert Waddle, 1994, 1995, 1996, 1997
 James Wade, 1963, 1964, 1965
 Jack Wages, 1954
 A.J. Waight, 1964
 Bruce Walker, 1990, 1991
 De Walker, 1937, 1938, 1939
 Doyle Walker, 1939, 1940
 Joe Walker, 1984, 1985, 1986, 1987
 Marvin Walker, 1979, 1980, 1981, 1982
 Prentiss Walker, 1929, 1930, 1932
 Reece Walker, 1991
 Tony Walker, 1989, 1990
 Wayne Walker, 1990, 1991, 1992, 1993
 Charles Wallace, 1964
 Henry Wallace, 1924
 Robert Wallace, 1964, 1965
 James Walton, 1989, 1990
 David Warehime, 1982, 1983
 Frank Ward, 1989, 1990
 Freddie Warner, 2011
 Garland Warren, 1954, 1955, 1956
 Justin Warren, 1999, 2000
 Steve Warren, 2005, 2006, 2008, 2009
 Shawn Wash, 1987, 1988, 1989, 1990
 Burks Washington, 1975, 1976, 1977, 1978
 Fred Washington, 1966, 1967
 Ken Washington, 1974, 1975, 1976, 1977
 Corey Washington, 2006, 2007
 Lorenza Washington, 1992, 1993, 1994, 1995
 Brian Waters, 1995, 1996, 1997, 1998
 Maurice Waters, 1942

Dan Watson, 1995, 1996
 Terry Watson, 1994, 1995
 Bobby Way, 1957, 1958, 1959
 Fred Way, 1952, 1953
 Aaron Weathers, 2005, 2006, 2007
 Bill Weaver, 1959, 1960, 1961
 John Weber, 2010
 Mendel Weiss, 1994, 1995
 Jeff Webb, 1974, 1975
 Phil Wells, 1966, 1968
 Steve Wells, 1977, 1978, 1979
 Bill Wendler, 1972, 1973, 1974
 Bernard West, 1977, 1978, 1979
 Damon West, 1995
 I.M. West, 1918, 1920, 1921
 Phil West, 1986, 1987
 W.B. West, 1921
 Walter West, 1925
 Ray Whisenhunt, 1916, 1922, 1923
 Danny Whitaker, 1976, 1977, 1978, 1979
 Charles White, 1990, 1991, 1992
 Dee White, 1992, 1993, 1994
 Donald White, 1993, 1994, 1995
 Kyle White, 2009
 Lance White, 1984, 1985, 1986
 Robert Whitehead, 1998, 1999, 2000
 A.D. Whitfield, 1962, 1963, 1964
 Zac Whitfield, 2012
 Felton Whitlow, 1945, 1946, 1947
 Lewis Whitson, 1958, 1959, 1960
 Ralph Widacki, 1962, 1963
 Derrick Wiggins, 1987, 1988
 Ja'Quay Wilburn, 1997, 1998, 1999, 2000
 Terrence Wilburn, 1995
 J.A. Wilkerson, 1917, 1921
 Keith Wilkerson, 1989, 1990, 1991, 1992
 Michael Wilkerson, 1973, 1974, 1975, 1976
 Walter Wilkerson, 1918
 Wayne Wilkins, 1968
 Collin Williams, 1974, 1975
 Craig Williams, 1986, 1987, 1988
 Darien Williams, 2008, 2009
 Darrell Williams, 1996, 1997, 1998, 1999
 Freck Williams, 1920
 John Williams, 1947, 1948
 Mit Williams, 1913
 Pete Williams, 1968
 Steve Williams, 1985
 Victor Williams, 1966, 1967
 Welby Williams, 1939, 1940
 Ray Williamson, 1960, 1961
 Homer Willis, 1922, 1923
 Eugene Wilson, 1931, 1932, 1933
 Jamaal Wilson, 2010, 2011
 James Wilson, 1980, 1981, 1982, 1983
 Jimmy Wilson, 1954, 1955
 Kelon Wilson, 1994, 1995, 1996
 Neal Wilson, 1964
 Noel Wilson, 1928, 1930, 1931
 Woodrow Wilson, 1934, 1935, 1936
 Woody Wilson, 2006
 Ernest Winfrey, 1954
 Brad Winn, 1997, 1998
 Albert Wirz, 1931, 1932, 1933
 Lee Wise, 1952
 John Withers, 1973
 Mark Witte, 1979, 1980, 1981, 1982
 Paul Wleczyk, 1980, 1981, 1982
 Jimmy Wolff, 1965
 Greg Womble, 1979, 1980
 Royce Womble, 1949, 1950
 David Wood, 1978, 1979, 1980
 Eugene Wood, 1940, 1941
 Glen Wood, 1949, 1950
 Aaron Woodard, 1996, 1997
 Steve Woodard, 1987, 1988
 Billy Woods, 1966
 Elmer Woods, 1924
 Fred Woods, 1969, 1970, 1971
 Sears Woods, 1975

Detriorn Woodson, 1996, 1997, 1998, 1999
 Dave Woodward, 1962, 1963
 B. Wynn Wooley, 1913
 Brad Woosley, 2000, 2001
 Mayfield Workman, 1938
 Avery Wright, 1993, 1994, 1995, 1996
 Donovan Wright, 2000, 2001, 2002
 James Wright, 1961, 1962
 J. N. Wright, 1954, 1955, 1956
 Ted Wright, 1931, 1932
 Weldon Wright, 1954, 1955
 Will Wright, 2010, 2011, 2012
 Bob Wyatt, 1969, 1970, 1971
 Koryee Wyatt, 2002, 2003

↳ Y

David Yaeger, 1971, 1972
 Jim Yarber, 1974, 1975
 Terrell Yarborough, 1932, 1933, 1934
 Mason Y'Barbo, 2011, 2012
 Carlos Yearwood, 1997, 1998
 Todd Yocum, 1982, 1983
 Shane York, 1997, 1998
 Bill Young, 1972, 1973, 1974
 Charles Young, 1978, 1979, 1980, 1981
 Jay Young, 1997, 1998
 Jerry Young, 1954, 1955, 1956

↳ Z

James Zaleski, 1959, 1960
 Nicolas Zuniga, 2000, 2001, 2002, 2003



HISTORY

↳ mean green in the nfl

↳ Pro Draftees

The initial draft was held February 8, 1936. Below are North Texas' draftees since the first draft. Free agents are also included.

Year	Name, Pos., NFL Team	Rd.	Pick	Year	Name, Pos., NFL Team	Rd.	Pick
2011	Lance Dunbar, RB, Cowboys	free agent		1970	Cedric Hardman, DE, SF 49'ers	1st	9th
	Jamize Olawale, TE, Cowboys	free agent			Ron Shanklin, WR, Steelers	2nd	2nd
2009	Truman Spencer, P, Chargers	free agent			Steve Ramsey, QB, Saints	5th	22nd
2008	Brandon Jackson, WR, Chargers	free agent			Glen Holloway, G, Bears	10th	1st
2007	Johnny Quinn, WR, Bills	free agent			Robert Helterbran, G, Bears	16th	1st
2006	Patrick Cobbs, RB, Patriots	free agent		1969	Joe Greene, DT, Steelers	1st	4th
2005	Adrian Awasom, DE, Giants	free agent			Charles Beatty, DB, Steelers	7th	4th
2004	Cody Spencer, LB, Raiders	6th	17th		Michael Shook, DB, Redskins	13th	5th
	Brandon Kennedy, DT, Broncos	free agent			Billy Wood, DB, Broncos	16th	10th
2002	Don McGee, DB, Cowboys	free agent		1968	Lindon Endsley, C, Chiefs	8th	21st
2001	Brad Kassell, LB, Titans	free agent			Ed Brantley, T, Bengals	8th	27th
2000	Phillip Armour, OC, Colts	free agent			Henry Holland, C, Falcons	9th	2nd
	John Baker, P, Rams	free agent			James Russell, E, Bengals	10th	27th
1998	Brian Waters, TE/DL, Cowboys	free agent		1967	Vidal Carlin, QB, Cardinals	3rd	16th
1996	Toby Gowin, P, Cowboys	free agent			John Love, WR, Redskins	7th	13th
1995	Anthony Bridges, DB, Cardinals	6th	34th	1966	Martin Kahn, T, Falcons	5th	16th
1992	Tomur Barnes, CB, Oilers	free agent			Bob Sanders, C, Falcons	9th	1st
1991	Erric Pegram, RB, Falcons	6th	6th	1965	Jim Moore, LB, Lions	12th	11th
	Scott Bowles, RT, 49'ers	6th	26th		Carl Lockhart, DB, Giants	13th	1st
	Scott Davis, QB, Steelers	free agent			A.D. Whitfield, FB, Cowboys	free agent	
1990	Roderick Manning, Bears	free agent		1964	Bobby Smith, HB, Steelers	7th	10th
1989	Kim Phillips, DB, Saints	3rd	23rd		Bill McWatters, RB, Vikings	8th	5th
1983	Mark Witte, TE, Buccaneers	11th	18th		Dwain Bean, B, Packers	12th	13th
1982	Louis Haynes, LB, Chiefs	4th	17th		Crest Whitaker, WR, Saints	free agent	
	Tony Elliott, DE, Saints	5th	3rd	1963	Bob Price, G, 49'ers	19th	8th
1981	Ron Battle, TE, Rams	7th	9th	1962	Art Perkins, RB, Rams	4th	2nd
1980	Greg Davidson, C, Oilers	free agent			Richard Farris, G, Rams	8th	2nd
1979	Reginald Lewis, DE., Buccaneers	3rd	22nd	1960	Abner Haynes, RB, Steelers	5th	7th
1978	J.T. Smith, WR, Chiefs/Cardinals	free agent			Sammy Stanger, C, Rams	14th	2nd
1976	Beasley Reece, DB, Cowboys	9th	27th	1959	Ed Gray, T, Bears	11th	9th
	Mel Davis, DE, Steelers	15th	28th		Bill Carrico, G, Steelers	16th	7th
1975	Stan Blackmon, TE, Packers	14th	10th	1958	Ray Toole, B, Cardinals	21st	1st
1973	Hurles Scales, DB, Bengals	14th	17th		Bill Groce, B, Steelers	25th	6th
1972	Steve Sullivan, T, Jets	13th	12th		Garland Warren, C, 49'ers	28th	10th
1971	Leonard Dunlap, DB, Colts	1st	26th	1956	Dennis Shaw, E, Colts	11th	6th
	Willie Parker, C, SF 49'ers	3rd	23rd		Tom Runnels, B, Rams	14th	11th
	Wilmur Levels, DB, Browns	9th	14th	1955	Dean Renfro, B, Browns	2nd	12th
	Tom Gipson, DT, Raiders	14th	19th		Gene Verkerk, T, Bears	8th	10th
	Glenn Tucker, LB, Redskins	16th	10th		Charlie McGinty, E, Cardinals	9th	1st
	Perry Pruett, DB, Patriots	free agent			Charles Shephard, B, Colts	18th	3rd
				1954	Ken Hall, E, Packers	11th	2nd
					John Cavaglieri, T, Redskins	21st	7th
					Ralph Reynolds, B, 49'ers	22nd	10th
					Glenn Holtzman, T, Rams	26th	9th
				1953	Larry Strickland, C, Bears	13th	5th
					Ken Bahnsen, FB, 49'ers	21st	7th
					Ray Verkirk, T, Browns	28th	10th
				1952	Ray Renfro, B, Browns	4th	11th
					Bill Bishop, OT, Bears	8th	5th
					Jim Brewer, G, Eagles	16th	4th



Year	Name, Pos., NFL Team	Rd.	Pick
	Lloyd Lowe, HB, Bears	free agent	
	Royce Womble, FL, Colts	free agent	
1951	Cecil Martin, B, Redskins	23rd	1st
	Quincy Armstrong, C, Giants	26th	11th
1950	Jim Eagle, C, Eagles	25th	13th
1949	R.R. Walston, G, Steelers	13th	4th
	Richard Nutt, B, Giants	18th	4th
	A.D. Cate, G, Giants	21st	5th
	Joe Abbey, DE, Bears	free agent	
1948	Jim Cooper, C, Steelers	8th	9th
	Felton Whitlow, T, Steelers	27th	8th
1943	Garvin Mugg, OT, Lions	free agent	
1933	Ted Wright, HB, Redskins		

↳ All-Pro Selections

“Mean” Joe Greene

Greene played for the Pittsburgh Steelers from 1969-81. He was a Pro Bowl selection 10 times and was the NFL Rookie of the Year in 1969. He recorded 66 quarterback sacks in his career and is regarded as one of the greatest defensive tackles in the history of the NFL. The anchor of the famed “Steel Curtain” defense that led the Pittsburgh Steelers to four Super Bowl titles, he was inducted into the NFL Hall of Fame in 1987. Greene was inducted into the National Football Foundation College Football Hall of Fame in 1983. He was the fourth player selected in the 1969 NFL Draft after earning All-America honors at North Texas in 1968.

Abner Haynes

Haynes made his mark at North Texas as one of the first African-Americans to play college football in the southwest in 1957. He was an All-America pick in 1959 and signed with the Dallas Texans of the AFL after leading North Texas to the Sun Bowl. He was named AFL Player of the Year in 1960 and helped the Texans to the 1962 AFL Title. Haynes rushed for over 4,500 yards during his pro career and was an AFL All-Star from 1960-63. He had his number retired by the Kansas City Chiefs in 1988 and received the NCAA Silver Anniversary Award in 1985. In 2008, he was inducted into the Texas Sports Hall of Fame.

Brian Waters

Waters has been one of the top offensive linemen in the NFL for several years, making four trips to the Pro Bowl and being named All-Pro twice. He was the recipient of the prestigious Walter Payton NFL Man of Year Award in 2009, being recognized for his charitable contributions in addition to his performance on the field. Waters was an undrafted free agent in 1999 before signing with and spending his entire career with the Kansas City Chiefs where he has been since 2000.

Ray Renfro

Renfro spent 12 years in the National Football League, all with the Cleveland Browns from 1952-1963. Renfro was a three-time selection to the Pro Bowl in 1953, 57 and 1960. He was drafted 48th overall in the 1952 NFL draft after a successful career at North Texas where he was named first team All-America running back by the Associated Press in 1951.

J.T. Smith

Smith earned his reputation in the NFL as one of the premiere punt returners of his time. Smith was selected to two Pro Bowl games and was once named first team All-Pro for his returning prowess, which he led the league with in both 1979 and 1980. He also led the NFL in receptions in 1987 as a member of the St. Louis Rams. Smith played 13 years with three different teams, including seven years with the Kansas City Chiefs, where he finished as the team’s all-time leader in punt returns.

Cedric Hardman

Hardman played 12 years in the NFL, 10 with the San Francisco 49ers and two with the Oakland Raiders. Hardman was a first round draft pick (ninth overall) of the 49ers in 1970 and was a two-time Pro Bowl selection in 1971 and 1975. He is still the all-time sacks leader for the 49ers and was a member of the Raiders 1981 Super Bowl Championship team.

↳ All-Americans

2010	Lance Dunbar	Running Back	(Honorable Mention, Sports Illustrated)
2009	Lance Dunbar	Running Back	(Honorable Mention, Sports Illustrated)
2007	Casey Fitzgerald	Wide Receiver	(Honorable Mention, Sports Illustrated)
2004	Jamario Thomas	Running Back	(First team, CBS Sportsline; Third team, AP)
2003	Patrick Cobbs	Running Back	(Honorable Mention, Sports Illustrated)
2002	Brandon Kennedy	Defensive Line	(Third-team) (College Football News)
1997	John Baker	Punter	(Third team, AP)
1996	Toby Gowin	Punter	(Third team, AP)
1990	Scott Bowles	Offensive Line	(First team, Div. I-AA)
1990	Mike Davis	Defensive Line	(First team, Kodak)
1990	Byron Gross	Linebacker	(First team, Div. I-AA)
1990	Bart Helsley	Punter	(First team, Div. I-AA)
1988	Rex Johnson	Defensive Line	(First team, Kodak)
1983	Rayford Cooks	Defensive Line	(First team, Kodak)
1983	Ronnie Hickman	Defensive Line	(First team, Kodak)
1982	Marvin Walker	Receiver	(Second Team, AP)
1977	Walter Chapman	Defensive Line	(Third-Team, AP)
1969	Cedric Hardman	Defensive Line	(HM All-America)
1968	Joe Greene	Defensive Tackle	(Consensus first team)
1966	John Love	Receiver	(HM All-America)
1959	Abner Haynes	Halfback	(Time Magazine)
1959	Bill Carrico	Guard	(Williamson All-America)
1955	Don Baker	Quarterback	(Third team, Little All-America)
1953	Ralph Reynolds	Halfback	(HM All-America)
1952	Kenneth Bahnsen	Fullback	(Honorable Mention AP)
1951	Kenneth Bahnsen	Fullback	(Honorable Mention AP)
1951	Quincy Armstrong	Center	(First team, Williamson)
1951	Ray Renfro	Halfback	(First Team AP)
1950	Jim Eagle	Guard	(HM Little All-America)
1948	Richard Nutt	Halfback	(Williamson)
1947	Felton Whitlow	Tackle	(AP)
1946	Jim Cooper	Center	(HM Little All-America)
1946	Billy Dinkle	Halfback	(HM Little All-America)
1939	Johnie Riola	Quarterback	(HM Little All-America)
1932	Ted Wright	Quarterback	(Grantland Rice)



HISTORY

↳ all-conference selections

↳ Sun Belt Conference

2012 Aaron Fortberry, OL (1st team)
 Will Atterberry, P (2nd team)
 Zachary Orr, LB, (2nd team)
 Zac Whitfield, DB, (2nd team)
 Cyril Lemon, OL, (honorable mention)
 Mason Y'Barbo, (honorable mention)

2011 Lance Dunbar, RB (1st team)
 Matt Tomlinson, OL (1st team)
 Will Atterberry, P (1st team)
 Zachary Orr, LB (2nd team)
 Brandon Akpunku, DE (2nd team)
 Cyril Lemon, OL (honorable mention)
 Brelan Chancellor, WR (honorable mention)

2010 Lance Dunbar, RB (1st team)
 Victor Gill, OL (1st team)
 Craig Robertson, LB (1st team)
 Esteban Santiago, OL (1st team)
 Brelan Chancellor, WR (honorable mention)

2009 Lance Dunbar, RB (1st team)
 Jamaal Jackson, WR (2nd team)
 Esteban Santiago, OL (2nd team)
 Kelvin Drake, OL (honorable mention)
 Craig Robertson, LB (honorable mention)

2008 Casey Fitzgerald, WR (1st team)
 Truman Spencer, P (1st team)
 Tobe Nwigwe, LB (2nd team)
 Cam Montgomery, RB (honorable mention)
 Craig Robertson, LB (honorable mention)

2007 Casey Fitzgerald, WR (1st team)
 Jeremiah Chapman, DL (1st team)
 Kelvin Drake, C (2nd team)
 Craig Robertson, LB (honorable mention)
 Brandon Jackson, WR (honorable mention)

2006 Johnny Quinn, WR (1st team)
 Jeremiah Chapman, DL (2nd team)
 Truman Spencer, P (2nd team)
 Maurice Holman, LB (honorable mention)
 Aaron Weathers, DB (honorable mention)

2005 Patrick Cobbs, RB (1st team)
 Dylan Lineberry, OL (1st team)
 Johnny Quinn, WR (2nd team)
 Jeremiah Chapman, DL (2nd team)
 Phillip Graves, LB (2nd team)
 Aaron Weathers, DB (2nd team)
 Maurice Holman, LB (honorable mention)
 Nick Bazaldua, PK (honorable mention)

2004 Andy Brewster, C (1st team)
 Andy Blount, TE (1st team)
 Jamario Thomas, RB (1st team)

Adrian Awasom, DL (1st team)
 Jonas Buckles, DB (1st team)
 Nick Bazaldua, PK (1st team)
 Johnny Quinn, WR (2nd team)
 Dylan Lineberry OG (2nd team)
 Evan Cardwell, DL (2nd team)
 Michael Pruitt, DL (2nd team)
 Markeith Knowlton DB (2nd team)
 Lonnie Chambers, OG (2nd team)
 Scott Hall, QB (2nd team)

2003 Nick Zuniga, OG (1st team)
 Andy Brewster, C (1st team)
 Scott Hall, QB (1st team)
 Patrick Cobbs, RB (1st team)
 Brandon Kennedy DL (1st team)
 Adrian Awasom DL (1st team)
 Cody Spencer, LB (1st team)
 Chris Hurd, LB (1st team)
 Craig Jones, DB (1st team)
 Jonas Buckles, DB (1st team)
 Taylor Casey, LB (2nd team)
 Brad Kadlubar, P (2nd team)

2002 J.R. Randle, OT (1st team)
 Nick Zuniga, OG (1st team)
 Jeff Muenchow, TE (1st team)
 Kevin Galbreath, RB (1st team)
 Brandon Kennedy, DL (1st team)
 Darrell Daniels, DL (1st team)
 Taylor Casey, LB (1st team)
 Cody Spencer, LB (1st team)
 Craig Jones, DB (1st team)
 Don McGee, DB (1st team)
 Matt Turney, OL (2nd team)
 Adrian Awasom, DL (2nd team)
 Chris McIver, DL (2nd team)
 Jonas Buckles, DB (2nd team)
 Brad Kadlubar, P (2nd team)
 Ja'Mel Branch, ST (2nd team)

2001 J. R. Randle, OT (1st team)
 Nick Zuniga, OG (1st team)
 Jeff Muenchow, TE (1st team)
 Kevin Galbreath, RB (1st team)
 Brandon Kennedy, DT (1st team)
 Brad Kassell, LB (1st team)
 Jonas Buckles, FS (1st team)
 Jason Ball, PK, P (1st team)
 George Marshall, WR (2nd team)
 Alex Pahulu, DT (2nd team)
 Ron Paris, DE (2nd team)
 Craig Jones, SS (2nd team)
 Cody Spencer, LB (2nd team)
 Matt Turney, OT (2nd team)

↳ Big West Conference

2000 Brad Kassell, LB (1st team)
 Lawrence Ellis, DB (1st team)
 Nick Zuniga, OL (2nd team)
 Brandon Kennedy, DL (2nd team)
 Chris McIver, DL (2nd team)
 Corry Pertile LB, (2nd team)
 J.R. Randle OL, (honorable mention)

1999 Corbin Montgomery, DL (1st team)
 John Baker, P (1st team)
 Brad Kassell, LB (2nd team)
 Jason Ball, PK, (2nd team)
 Ja'Quay Wilburn, RB, (2nd team)
 Broderick McGrew, WR (2nd team)
 Andy Lott, OL (2nd team)
 Vinnie Patterson OL (honorable mention)
 J.R. Randle, OL (honorable mention)
 Fred Pertile LB (honorable mention)
 Jeff Rogers LB (honorable mention)
 Ramone Archie, DB (honorable mention)

1998 Phillip Armour, C (1st team)
 Brian Waters, DT (1st team)
 Phillip Littlejohn, DB (1st team)
 Broderick McGrew RS (1st team)
 Ramone Archie, DB (2nd team)
 Brad Winn, OL, DB (2nd team)
 Corbin Montgomery DL (2nd team)
 John Baker P (2nd team)
 Scott Blank, DL (honorable mention)
 Fred Pertile LB (honorable mention)

1997 Phillip Armour, C (1st team)
 Scott Blank, DL (1st team)
 Benny Cherry, LB (1st team)
 John Baker, P (1st team)
 Garrett Courtney, PK (1st team)
 Broderick McGrew, WR (2nd team)
 Hut Allred, RB (honorable mention)

1996 Phillip Armour, C (1st team)
 Benny Cherry, LB (1st team)
 Toby Gowin, P (1st team)
 Dhati Lewis, DB (2nd team)
 Scott Murphy, DL (2nd team)
 Brad Spinks, DL (2nd team)
 Brett Renfro, LB (2nd team)
 Avery Wright, DB (2nd team)



↳ Southland Conference

- 1994** Mitch Maher, QB (1st team)
David Brown, WR (1st team)
Luis Silva, TE (1st team)
Willis Hudson, DT (1st team)
Troy Redwine, WR (2nd team)
Brad Smith (2nd team)
Stan Thomas (2nd team)
Dmitri Markham (2nd team)
Anthony Bridges (2nd team)
John Luker (2nd team)
Gerald Farley (2nd team)
- 1993** Mitch Maher, QB (2nd team)
Terrance Brown, RB (2nd team)
Troy Redwine, WR (2nd team)
Luis Silva (2nd team)
Scott Dukatnik (2nd team)
Wayne Walker (2nd team)
- 1992** Richard DeFelice (2nd team)
Terrance Brown, RB (2nd team)
Mitch Maher, QB (2nd team)
Tomur Barnes (2nd team)
Russell McMillan (2nd team)
- 1991** Brad Koch (2nd team)
- 1990** Scott Davis, QB (1st team)
Byron Gross, LB (2nd team)
Erric Pegram, RB (2nd team)
Paul Gallamore (2nd team)
Bryan Paxton (2nd team)
Clay Bode (2nd team)
Mike Davis (2nd team)
- 1989** Keith Chapman, PK (1st team)
Roderick Manning, DE (1st team)
Byron Gross, LB (1st team)
Erric Pegram, RB (1st team)
Tony Cook, RB (1st team)
- 1988** Scott Davis, QB (1st team)
Marcus Camper, WR (1st team)
Scott Bowles, OT (1st team)
Zane Paschall, OT (1st team)
Keith Chapman, PK (1st team)
Rex Johnson, DT (1st team)
Kim Phillips, CB (1st team)
Bron Beal, P (1st team)
Roderick Manning (2nd team)
Byron Gross, LB (2nd team)
- 1987** Bron Beal, P (1st team)
Darrin Collins, FB (1st team)
Scott Bowles, OT (1st team)
Dwight Poole, OG (1st team)

- Kendal Nelson, OC (1st team)
Gordon McFeders, DT (1st team)
Tom Middaugh, DT (1st team)
Marcus Camper, WR (2nd team)
Zane Paschall (2nd team)
Keith Chapman, K (2nd team)
Joe Walker (2nd team)
Byron Gross, LB (2nd team)
Kenneth Biggers (2nd team)

- 1986** Mike Rhone, S (1st team)
Ed Fleming, LB (1st team)
Lance White, LB (1st team)
Mike Minter, DT (1st team)
John Lott, OG (1st team)
Bron Beal, P (1st team)
Randy Bentley (2nd team)
Kim Phillips (2nd team)

- 1985** Monty Moon (2nd team)
Mike Minter, LB (2nd team)
Jerry Pickens (2nd team)
Matt Tiemann (2nd team)

- 1984** John Starnes, P (1st team)
Jay Saad, LB (1st team)
Lance White, LB (2nd team)

- 1983** Greg Carter, QB (1st team)
Dan Reeder, OG (1st team)
Ronnie Hickman, LB (1st team)
Rayford Cooks, DT (1st team)
Lester Harper, LB (1st team)
John Starnes, P (1st team)
Tim Wasson, (2nd team)
Cederick Nelson (2nd team)
Jay Saad, LB (2nd team)
Andre Mosley (2nd team)

↳ Missouri Valley Conference

- 1974** Walter Chapman, DT (1st team)
- 1973** J.C. Garrett, DL (1st team)
Don Dunlap, DB (1st team)
Ted Gosline, DB (1st team)
- 1972** David Yaeger, P (1st team)
- 1971** David Yaeger, P (1st team)
- 1970** Leonard Dunlap, DB (1st team)
Dralves Edwards, WR (1st team)
Glenn Tucker, LB (1st team)
- 1969** Bernie Barbour, DB (1st team)
Cedric Hardman, DE (1st team)
Glen Holloway, OG (1st team)
Barry Moore, WR (1st team)
Steve Ramsey, QB (1st team)
Ron Shanklin, WR (1st team)
Steve Atchley, LB (2nd team)
Mike Marr, OG (2nd team)
Willie Parker, C (2nd team)
- 1968** Barry Moore, WR (1st team)
Glen Holloway, OG (1st team)
Steve Ramsey, QB (1st team)
Leo Taylor, RB (1st team)
Joe Greene, DT (1st team)
James Ivy, LB (1st team)
- 1967** Charles Beatty, CB (1st team)
Ed Brantley, OT (1st team)
Paul Draper, OC (1st team)
Lindy Endsley, NG (2nd team)
Joe Greene, DT (2nd team)
Johnny Mata, LB (2nd team)
Steve Ramsey, QB (2nd team)
James Russell, WR (2nd team)
Ron Shanklin, WR (2nd team)
Bob Tucker, DE (2nd team)
- 1966** Ed Brantley, OT (1st team)
Paul Draper, OC (1st team)
Joe Greene, DT (1st team)
Burkley Harkless, NG (1st team)
John Love, WR (1st team)
James Russell, WR (1st team)
Billy Woods, CB (1st team)
- 1965** Burkley Harkless, NG (1st team)
Henry Holland, DE (1st team)
John Love, WR (1st team)
Tom Price, S (1st team)
Ronnie Romike, OT (1st team)
James Russell, WR (1st team)
Bob Sanders, OC (1st team)



HISTORY

↳ all-conference selections

1964 Carl Lockhart, CB (1st team)
James Moore, DT (1st team)
Bob Sanders, OC (1st team)

1963 Dwain Bean, RB (1st team)
James Moore, DT (1st team)

1962 Dwain Bean, RB (1st team)
Richard Farris, OG (1st team)
Bobby Price, OT (1st team)

1961 Billy Christle, RB (1st team)
Bobby Smith, RB (1st team)

1960 Arthur Perkins, FB (1st team)
Bill Weaver, G (1st team)

1959 Bill Carrico, G (1st team)
George Herring, T (1st team)
Abner Haynes, RB (1st team)

1958 Bill Carrico, G (1st team)
Vernon Cole, (1st team)
Abner Haynes, RB, (1st team)
Fred Way (1st team)

↳ Gulf Coast Conference

1956 Dennis Shaw, E (1st team)
Mickey Koonce, T (1st team)
Tommy Smith, T, (2nd team)
Ray Toole, QB, (2nd team)
Mac Reynolds, E, (2nd team)

1955 Dennis Shaw, E (1st team)
Tommy Runnels, B (2nd team)
Buzz Stansel, C (2nd team)
Garland Warren, T (2nd team)

1953 Lawrence Strickland, C (1st team)
Ken Hall, E (1st team)
Ralph Reynolds, B (1st team)

1952 Kenneth Bahnsen, B (1st team)
Ray McGallion, LB (1st team)
Charlie Qualls, T (1st team)
Lawrence Strickland, C (1st team)
Gene Verkerk, G (1st team)

1951 Ray Renfro, B (1st team)
Quincy Armstrong, C (1st team)
Kenneth Bahnsen, B (1st team)
Zeke Martin, QB (2nd team)
Wendell Swann, E (2nd team)
Jim Brewer, T (2nd team)
Bill Bishop, T (2nd team)
Glen Wood, G (2nd team)

1950 Zeke Martin, QB (1st team)
Wendell Swann, E (1st team)
Jim Brewer, T (1st team)

Bill Bishop, T (1st team)
Glen Wood, G (1st team)
Quincy Armstrong, C (1st team)
Kenneth Bahnsen, B (1st team)

1949 Zeke Martin, QB (1st team)

↳ Lone Star Conference

1947 A.D. Cate, G (1st team)
Dick Lindsay, T (1st team)
Richard Nutt, B (1st team)
Jim Cooper, C (1st team)
Bill Cromer, B (1st team)
Joe Abbey, E (1st team)
Felton Whitlow, G (1st team)

1946 Jim Cooper, C (1st team)
Billy Dinkle, B (1st team)
Felton Whitlow, T (1st team)

1941 Eugene Wood (1st team)
Benny Graham (1st team)
Durwood Mumford (1st team)
Forrest Covin (1st team)

1940 Bill Sheffield, C (1st team)
Forrest Covin, E (1st team)
Boyce Nall, G (1st team)
Doyle Walker, T (1st team)
Johnie Riola, QB (1st team)

1939 Bill Sheffield, C (1st team)
Cecil Phillips, T (1st team)
Boyce Nall, G (1st team)
I.T. James, B (1st team)
Johnie Riola, QB (1st team)

1938 Johnny Shoemaker, B (1st team)
L.W. Killian, B (1st team)
Albert Dudley, T (1st team)

1937 Lanier Hester, QB (1st team)
Albert Dudley, T (1st team)

1936 P.B. Stovall, T (1st team)
Robert Shepard, G (1st team)
Kermit Boaz, E (1st team)
Johnny Stovall, B (1st team)
Lanier Hester, QB (1st team)

1934 Charley Cox, B (1st team)
James Nichols, T (1st team)
Winlon Knowles, C (1st team)
Willard Sutton, G (1st team)

1933 Charley Cox, G (1st team)
James Nichols, T (1st team)

1932 James Nichols, T (1st team)

↳ Four-Time Receptients

2001-04 Jonas Buckles
2000-03 Brandon Kennedy
1999-02 J.R. Randle
1987-90 Byron Gross

↳ Three-Time Receptients

2009-11 Lance Dunbar
2005-07 Jeremiah Chapman
2004-06 Johnny Quinn
2002-04 Adrian Awasom
2001-03 Nick Zuniga
Craig Jones
Cody Spencer
1999-01 Brad Kassell
1997-99 Broderick McGrew
1996-98 Phillip Armour
1996-98 John Baker
1992-94 Mitch Maher
1986-88 Bron Beal
1967-69 Steve Ramsey
1966-68 Joe Greene
1965-67 James Russell
1950-52 Kenneth Bahnsen
1949-51 Zeke Martin
1932-34 James Nichols



↳ Conference Award Winners

Coach of the Year

2004	Darrell Dickey	Sun Belt
2003	Darrell Dickey	Sun Belt
2002	Darrell Dickey	Sun Belt
2001	Darrell Dickey	Sun Belt
1994	Matt Simon	Southland
1983	Corky Nelson	Southland
1973	Hayden Fry	Missouri Valley
1967	Rod Rust	Missouri Valley
1966	Odus Mitchell	Missouri Valley
1958	Odus Mitchell	Missouri Valley

Player of the Year

2004	Jamario Thomas	Sun Belt
2003	Brandon Kennedy	Sun Belt
2002	Brandon Kennedy	Sun Belt
1994	Mitch Maher	Southland

Offensive Player of the Year

2004	Jamario Thomas	Sun Belt
2003	Patrick Cobbs	Sun Belt
1988	Scott Davis	Southland
1983	Greg Carter	Southland

Defensive Player of the Year

2003	Chris Hurd	Sun Belt
2002	Brandon Kennedy	Sun Belt
2001	Brad Kassell	Sun Belt
1986	Ed Fleming	Southland
1973	J.C. Garrett	Missouri Valley

Freshman of the Year

2007	Giovanni Vizza	Sun Belt
2004	Jamario Thomas	Sun Belt
2001	Ja'Mel Branch	Sun Belt
1987	Scott Davis	Southland

Newcomer of the Year

2005	Aaron Weathers	Sun Belt
2004	Dylan Lineberry	Sun Belt
2001	Kevin Galbreath	Sun Belt
1992	Terrance Brown	Southland
1974	Ken Washington	Missouri Valley

NCAA Postgraduate Scholarship

2005	Nick Bazaldua, Kicker
1976	Pete Morris, Linebacker
1967	Paul Draper, Center

CoSIDA Academic All-America

2005	Patrick Cobbs, Running Back (2nd team)
1998	John Baker, Punter (2nd team)
1976	Pete Morris, Linebacker
1975	Pete Morris, Linebacker



RECORDS

↳ scoring

↳ Team Scoring

Points

Game: 97 vs. Decatur Baptist, 1929
Opp. Low: 0 on several occasions
Season: 428 in 1951; Opp. Low: 6 in 1915
Per Game: 35.7 in 1951

Touchdowns

Game: 15 vs. Decatur Baptist, 1929
Opp. Low: 0 on several occasions
Season: 64 in 1951; **Opp. Low:** 1 in 1915

Field Goals

Game: 5 vs. FIU, 10/7/06
 5 vs. Utah State, 11/22/97
Season: 27 in 1989

PATs Made

Game: 10 vs. SW Oklahoma State 10/6/50
Season: 50 in 1951

Most Points Scored(Season)

1. 1951	428
2. 2003	358
3. 1994	343
4. 1988	330
5. 1993	328

Most Points Per Game

1. 1951	38.9
2. 1969	31.6
3. 1993	29.8
4. 1915	29.6
5. 1994	28.5

Most Points Scored (Game)

1. vs. Decatur Baptist, 1929	97
2. vs. Dallas University, 1919	87
3. vs. Arkansas-Monticello, 1940	79
4. vs. SW Oklahoma, 1950	76
5. vs. Decatur Baptist, 1915	75
6. vs. Youngstown St., 1957	68
vs. Western Kentucky, 2009	68
8. vs. Drake, 1976	63
vs. Nicholls St., 1993	63
10. vs. Navy, 2007	62
vs. Sul Ross St., 1951	62
vs. Fresno St., 1951	62
vs. Emporia St., 1955	62

Most Points Combined (Game)

1. 136, NT (62), Navy (74), 11/10/07
2. 117, NT (68), Western Kentucky (49), 10/31/09
3. 99, NT (51), Utah State (48), 11/22/97
4. 97, NT (97), Decatur Baptist (0), 1929
97, NT (20), Rice (77), 9/27/08
6. 93, NT (87), Dallas University (6), 10/11/19
7. 92, NT (31), NE Louisiana (61), 11/20/93
8. 91, NT (51), W. Kentucky (40), 11/1/08
9. 90, NT (14), Nebraska (76), 9/4/93
90, NT (41), Kansas State (49), 11/27/10

Largest Margin of Victory

1. 97, NT (97), Decatur Baptist (0), 1929
2. 81, NT (87), Dallas University (6), 10/11/19
3. 79, NT (79), Ark.-Monticello (0), 10/11/40
4. 70, NT (76), SW Oklahoma (6), 10/6/50
5. 62, NT (62) vs. Fresno State (0), 11/17/51

↳ Touchdowns

(Rushing, Receiving & Returns)

Game

1. Fred Cobb vs. U. of Dallas, 1919	6
Bill Collins vs. Thorp Springs College, 1916	6
3. Casey Fitzgerald vs. Navy, 11/10/07	5
4. Lance Dunbar vs. Middle Tennessee, 12/3/11	4
Lance Dunbar vs. Louisiana-Lafayette, 10/10/09	4
Jamario Thomas vs. Idaho, 11/13/04	4
Patrick Cobbs, vs. Arkansas State, 11/15/03	4
Bobby Smith vs. Drake, 11/4/61	4
Scott Davis vs. E. Washington, 10/1/88	4
T10. Lance Dunbar vs. Kansas State (11/27/10)	3
Done 22 times, Last By Dunbar	

Season

1. Patrick Cobbs, 2003	21
2. Lance Dunbar, 2009	19
3. Jamario Thomas, 2004	17
4. Michael Jones, 1977	16
Lance Dunbar, 2010	16
6. Ray Renfro, 1951	15
7. Leo Taylor, 1968	14
Abner Haynes, 1959	14
9. Ron Shanklin, 1967	13
Ken Bahnsen, 1951	13

Career

1. Lance Dunbar, 2008-11	49
2. Patrick Cobbs, 2001-05	38
3. Ron Shanklin, 1967-69	31
4. Ken Bahnsen, 1950-52	29
Scott Davis, 1987-90	29
6. Jamario Thomas, 2004-07	27
7. David Brown, 1991-94	22
Johnny Quinn, 2003-06	22
9. Ray Renfro, 1948-51	21

↳ Touchdowns Responsible For

(Passing, Rushing, Receiving & Returns)

Game

1. Giovanni Vizza vs. Navy, 2007	8
2. Riley Dodge vs. WKU, 2009	7
3. Fred Cobb vs. U. of Dallas, 1919	6
Bill Collins vs. Thorp Springs College, 1916	6
5. Casey Fitzgerald vs. Navy, 2007	5
Scott Hall vs. Louisiana-Lafayette, 2001	5
Mitch Maher vs. Texas State, 1993	5
Steve Ramsey vs. Cincinnati, 1968	5
Steve Ramsey vs. UTEP, 1968	5
Steve Ramsey vs. Louisiana-Lafayette, 1969	5
11. 17 times (Last by Lance Dunbar, 2011)	4

Season

1. Mitch Maher (24 pass, 7 rush) 1993	31
2. Mitch Maher (26 pass, 1 rush) 1994	30
3. Steve Ramsey (24 pass, 1 rush) 1969	25
4. Steve Ramsey (24 pass, 0 rush) 1968	24
5. Scott Davis (12 pass, 11 rush) 1988	23

Career

1. Mitch Maher (67 pass, 17 rush), 1991-94	84
2. Steve Ramsey (69 pass, 2 rush), 1979-69	71
3. Scott Davis (41 pass, 29 rush), 1987-90	70
4. Scott Hall (50 pass, 7 rush), 2000-04	57
5. Lance Dunbar (41 rush, 8 receiving) 2008-11	49
6. Patrick Cobbs (36 rush, 2 pass, 1 receiving, 1 blocked punt recovery), 2001-05	40
7. Jason Mills (31 pass, 5 rush), 1994-97	36
8. Derek Thompson (26 pass, 6 rush, 2009-Pres	31
9. Vidal Carlin (25 pass, 3 rush), 1965,66	28
10. Jamario Thomas (27 rush), 2004-07	27

↳ Total Points

Game

1. Fred Cobb vs. Dallas University, 1919	45
2. Bill Collins vs. Thorp Springs College, 1916	36
3. Casey Fitzgerald vs. Navy, 2007	30
T4. Lance Dunbar vs. Middle Tennessee, 2011	24
Lance Dunbar vs. Louisiana-Lafayette, 2009	24
Jamario Thomas vs. Idaho, 2004	24
Patrick Cobbs vs. Arkansas St., 2003	24
Patrick Cobbs vs. ULM, 2002	24
Scott Davis vs. E. Washington, 1988	24
Bobby Smith vs. Drake, 1961	24

Season

1. Patrick Cobbs, 2003	126
2. Lance Dunbar, 2009	114
3. Jamario Thomas, 2004	102
4. Michael Jones, 1977	98
5. Lance Dunbar, 2010	96
6. Keith Chapman (PK), 1988	94
7. Ray Renfro, 1951	90
Abner Haynes, 1958	90
9. John Love, 1966	88

Career

1. Lance Dunbar, 2008-11	294
2. Nick Bazaldua, 2002-05	247
3. Keith Chapman, 1985-89	233
4. Patrick Cobbs, 2001-05	228
5. Ron Shanklin, 1967-69	186
6. Scott Davis, 1987-90	180
7. Zach Olen, 2010-Pres	177
8. Ken Bahnsen, 1950-52	174
9. Jamario Thomas, 2004-07	162
10. Abner Haynes, 1957-59	158



↳ Year-By-Year Scoring Leaders

Year	Player	TD	PAT	FG	Pts.
2012	Zach Olen	0	28	33	61
2011	Lance Dunbar	12	0	0	72
2010	Lance Dunbar	16	0	0	96
2009	Lance Dunbar	19	0	0	114
2008	Jeremy Knott	0	22	12	58
2007	Casey Fitzgerald	12	0	0	72
2006	Denis Hopovac	0	13	15	58
2005	Nick Bazaldua	0	15	8	39
2004	Jamario Thomas	17	0	0	102
2003	Patrick Cobbs	21*	0	0	126
2002	Nick Bazaldua	0	25	10	55
2001	George Marshall	11	0	0	66
2000	Jason Ball	0	18	6	36
1999	Jason Ball	0	11	9	38
1998	Garrett Courtney	0	14	15	59
1997	Garrett Courtney	0	22	14	64
1996	Jeff Graham	0	17	14	59
1995	Troy Redwine	8	0	0	48
1994	David Brown	11	0	0	66
1993	Terrance Brown	10	0	0	60
1992	Richard DeFelice	0	24	13	63
1991	Kevin McDaniel	0	5	9	32
1990	Scott Davis	11	3#	0	72
1989	Keith Chapman	0	23	12	59
1988	Keith Chapman	0	37	19	94
1987	Keith Chapman	0	25	14	67
1986	Todd Smith	0	27	7	48
1985	Todd Smith	0	10	8	34
1984	Todd Smith	0	5	7	26
1983	Tom Bresnahan	0	26	8	50
1982	Marvin Walker	11	2	0	68
1981	Lonnie Green	0	9	6	27
1980	Whit Smith	0	24	14	66
1979	Malcolm Jones	7	2	0	44
1978	Charlie Murray	9	0	0	54
1977	Michael Jones	16	2	0	98
1976	Iseed Khoury	0	15	8	39
1975	Sears Woods	8	2	0	50
1974	John Brown	4	0	0	24
	Lee Harrington	0	12	4	24
1973	David Kervin	7	2	0	44
1972	Charles Johnson	6	4	0	40
1971	David Yaege	4	2	0	26
1970	Mike Briscoe	0	17	8	41
1969	Ron Shanklin	10	0	0	60
1968	Leo Taylor	14	0	0	84
1967	Ron Shanklin	13*	0	0	78
1966	John Love	10	28	0	88
1965	John Love	8	18	1	69
1964	Mike Bailey	3	0	0	18
1963	Dwain Bean	4	10	0	34
1962	Dwain Bean	8	1	0	49
1961	Bobby Smith	7	0	0	42
1960	Arthur Perkins	3	4	0	22
1959	Abner Haynes	14	6	0	90
1958	Abner Haynes	7	2	0	44
1957	David Lott	7	0	0	42
1956	Ray Toole	6	0	0	36
1955	Tommy Runnels	7	1	0	43
1954	Charles McGinty	5	0	0	30
1953	Dean Renfro	7	0	0	42
1952	Tommy Gray	10	0	0	60
1951	Ray Renfro	15	0	0	90
1950	Ken Bahnsen	7	0	0	42

* NCAA Leader

Two-point conversions



RECORDS

↳ rushing

↳ Team Rushing

Attempts

Game: 73 vs. New Mexico State, 10/4/58

73 vs. San Diego State, 12/4/71

Opp. Low: 16, Abilene Christian, 9/5/92

Season: 587, 2002; **Opp. Low:** 376, 1977

Yards

Game: 464 vs. North Dakota State, 9/27/52, Middle Tennessee, 12/3/11

Opp. Low: -44, Texas-El Paso, 9/24/66

Season: 3,207, 1951; **Opp. Low:** 513, 1966

Touchdowns

Game: 9 vs. Decatur Baptist, 1929

Opp. Low: 0, on several occasions

Season: 28, 2003; **Opp. Low:** 1, 1915

Most Yards Rushing (Game)

1. vs. North Dakota, 1952.....	464
vs. Middle Tennessee, 2011.....	464
3. vs. UTEP, 1959.....	414
4. vs. Arkansas-Monticello, 1940.....	387
5. vs. UTEP, 1978.....	380
6. vs. UTEP, 1979.....	375
7. vs. BYU, 1961.....	370
8. vs. Lamar, 1986.....	369
9. vs. Texas Southern, 2012.....	352
10 vs. Louisville, 1963.....	344

Most Rushing Attempts (Season)

1. 1951.....	609
2. 2002.....	587
3. 1980.....	577
4. 2003.....	561
5. 1961.....	558

Most Rushing Touchdowns (Season)

1. 1951.....	33
2. 2003.....	28
3. 2009.....	27
4. 1977.....	24
5. 2002.....	23

Most Yards Rushing (Season)

1. 1951.....	3,079
2. 1959.....	2,908
3. 1952.....	2,593
4. 1953.....	2,512
5. 2010.....	2,426

Most Rushing Yards Per Game

1. 1959.....	290.8
2. 1951.....	279.9
3. 1952.....	259.3
4. 1953.....	251.2
5. 1986.....	234.4

↳ Single-Game Rushing Leaders

Rushing Attempts

1. Jamario Thomas, vs ULM, 2004	41
Ja'Quay Wilburn vs. New Mexico St., 2000	41
3. Lance Dunbar vs. Tulsa, 2011	40
Lance Dunbar vs. Middle Tennessee, 2011	40
5. Patrick Cobbs vs. Idaho, 2003	39
6. Jamario Thomas vs. Utah St., 2004	38
Jamario Thomas vs. FIU, 2006	38
8. Patrick Cobbs vs. New Mexico St., 2003	37
Patrick Cobbs vs. Arkansas St., 2005	37
10. Jamario Thomas vs. Louisiana-Lafayette, 2004	36
Patrick Cobbs vs. Utah St., 2003	36
Malcolm Jones vs. Memphis, 1980	36
Leo Taylor vs. Wichita St. 1968	36
Lance Dunbar vs. Middle Tennessee, 2010	36

Rushing Yards

1. Lance Dunbar vs. Middle Tennessee, 2011	313
2. Jamario Thomas vs. Idaho, 2004	291
3. Lance Dunbar vs. Kansas St., 2010	270
4. Jamario Thomas vs. New Mexico St., 2004	258
5. Jamario Thomas vs. Utah St., 2004	256
6. Patrick Cobbs vs. Idaho, 2003	249
7. Jamario Thomas vs. Colorado, 2004	247
Malcolm Jones, ULM, 1980	247
9. Lance Dunbar vs. Florida Atlantic, 2009	238
10. Patrick Cobbs vs. WKU, 2009	228

Rushing Touchdowns

1. Lance Dunbar vs. Middle Tennessee, 2011	4
Lance Dunbar vs. Louisiana-Lafayette, 2009	4
Scott Davis vs. E. Washington, 1988	4
Jamario Thomas vs. Idaho, 2004	4
Patrick Cobbs vs. ULM, 2002	4
6. 12 Times, Last by Lance Dunbar, 2010	3

Yards Per Play

(Minimum 10 carries or 100 yards gained)

1. Ray Renfro, vs. Midwestern St., 1951	36.2
2. Dean Renfro vs. West Texas St., 1953	19.6
3. Tommy Gray vs. SW Oklahoma, 1950	19.5
4. Ray Renfro vs. UTEP, 1951	15.9
5. Patrick Cobbs vs. Baylor, 2003	13.1
6. Lance Dunbar vs. Kansas State, 2010	12.2
7. Abner Haynes vs. Chattanooga, 1957	10.6
8. Jamario Thomas vs. Idaho, 2004	10.4
9. Lance Dunbar vs. Army, 2009	10.1

↳ Single-Season Rushing Leaders

Rushing Attempts

1. Patrick Cobbs, 2003	307
2. Jamario Thomas, 2004	285
3. Lance Dunbar, 2010	274
4. Kevin Galbreath, 2002	272
5. Bernard Jackson, 1978	269
Lance Dunbar, 2011	269
7. Kevin Galbreath, 2001	264
8. Malcolm Jones, 1980	254
9. Leo Taylor, 1968	246
10. Terrance Brown, 1993	235

Rushing Yards

1. Jamario Thomas, 2004	1,801
2. Patrick Cobbs, 2003	1,680
3. Lance Dunbar, 2010	1,553
4. Bernard Jackson, 1978	1,453
5. Lance Dunbar, 2009	1,378
6. Kevin Galbreath, 2002	1,298
7. Patrick Cobbs, 2005	1,154
8. Malcolm Jones, 1980	1,144
9. Kevin Galbreath, 2001	1,119
10. Lance Dunbar, 2011	1,115

Rushing Touchdowns

1. Patrick Cobbs, 2003	19
2. Jamario Thomas, 2004	17
Lance Dunbar, 2009	17
4. Lance Dunbar, 2010	13
5. Mike Jones, 1977	12
6. Abner Haynes, 1959	11
Scott Davis, 1990	11
Scott Davis, 1988	11
9. Lance Dunbar, 2011	10
Terrance Brown, 1992	10
Terrance Brown, 1993	10
Tommy Gray, 1952	10

Yards Per Play

(Minimum 80 carries)

1. Ray Renfro (127-959), 1951	7.5
2. Tommy Runnels (83-570), 1955	6.9
Dean Renfro (101-700), 1953	6.9
Lance Dunbar (200-1,378), 2009	6.9
5. Jamario Thomas (285-1,801), 2004	6.3
Abner Haynes (116-730), 1959	6.3
7. Ralph Reynolds (123-758), 1952	6.1

↳ Career Rushing Leaders

Rushing Attempts

1. Patrick Cobbs, 2001-05	818
2. Lance Dunbar, 2008-11	782
3. Jamario Thomas, 2004-07	667
4. Ja'Quay Wilburn, 1997-2000	647
5. Kevin Galbreath, 2001-02	580
6. Darrin Collins, 1986-89	544
7. Ken Washington, 1974-77	532
8. Hut Allred, 1994-98	466
9. Bernard Jackson, 1977-80	429

Rushing Yards

1. Lance Dunbar, 2008-Pres	4,224
2. Patrick Cobbs, 2001-05	4,050
3. Jamario Thomas, 2004-07	3,496
4. Ja'Quay Wilburn, 1997-2000	3,120
5. Kevin Galbreath, 2001-02	2,417
6. Bernard Jackson, 1977-80	2,256
7. Darrin Collins, 1986-89	2,220
8. Ken Bahnsen, 1950-52	2,095
9. Terrance Brown, 1992-93	2,077



↳ Year-By-Year Rushing Leaders

Year	Player	Att.	Yds.	Avg.	TD
2012	Brandin Byrd	205	875	4.3	4
2011	Lance Dunbar	269	1,115	4.1	10
2010	Lance Dunbar	274	1,552	5.7	13
2009	Lance Dunbar	200	1,378	6.9	17
2008	Cam Montgomery	170	928	5.5	9
2007	Jamario Thomas	112	666	5.9	8
2006	Jamario Thomas	181	668	3.7	2
2005	Patrick Cobbs	231	1154	5.0	6
2004	Jamario Thomas	285	1801*	6.3	17
2003	Patrick Cobbs	307	1680*	5.5	19
2002	Kevin Galbreath	272	1298	4.8	9
2001	Kevin Galbreath	264	1119	4.2	4
2000	Ja'Quay Wilburn	173	756	4.4	4
1999	Ja'Quay Wilburn	234	1016	4.3	2
1998	Ja'Quay Wilburn	128	754	5.9	3
1997	Ja'Quay Wilburn	112	594	5.3	3
1996	Hut Allred	210	907	4.3	4
1995	Bo Harrison	161	455	2.8	2
1994	Eteka Huckaby	97	435	4.5	3
1993	Terrance Brown	235	1101	4.7	10
1992	Terrance Brown	233	976	4.2	10
1991	Travis Gibson	85	370	4.4	1
1990	Erric Pegram	212	957	4.5	5
1989	Erric Pegram	119	513	4.3	5
1988	Scott Davis	160	439	2.7	11
1987	Darrin Collins	208	851	4.1	5
1986	Darrin Collins	125	603	4.8	5
1985	Monty Moon	119	507	4.3	1
1984	Monty Moon	106	464	4.4	2
1983	Nathan Williams	164	691	4.2	2
1982	Bobby Daniels	127	455	3.6	1
1981	C. Charleston	106	420	4.0	1
1980	Malcolm Jones	254	1144	4.5	7
1979	Bernard Jackson	152	749	4.9	5
1978	Bernard Jackson	269	1453	5.4	6
1977	Michael Jones	187	940	5.0	12
1976	Michael Jones	86	411	4.8	4
1975	Sears Woods	131	446	3.4	7
1974	John Brown	152	674	4.4	3
1973	Reggie Turner	105	366	3.5	3
1972	Charles Johnson	164	685	4.2	5
1971	Fred Woods	121	417	3.4	4
1970	Nap Landry	64	191	3.0	2
1969	Leo Taylor	150	545	3.6	5
1968	Leo Taylor	246	1017	4.1	9
1967	Vic Williams	157	606	3.9	7
1966	Willie Cherry	75	218	2.9	7
1965	Willie Cherry	75	397	5.3	4
1964	A.D. Whitfield	148	592	4.0	2
1963	Dwain Bean	152	770	5.1	4
1962	Dwain Bean	140	657	4.7	8
1961	Bobby Smith	120	541	4.5	7
1960	Arthur Perkins	101	441	4.3	3
1959	Abner Haynes	116	730	6.3	14
1958	Abner Haynes	117	495	4.2	7
1957	Abner Haynes	112	639	5.7	4
1956	Ben Boehnke	107	483	4.5	3
1955	Tommy Runnels	83	570	6.9	6
1954	Dean Renfro	97	499	5.1	2
1953	Dean Renfro	101	700	6.9	7
1952	Tommy Gray	140	829	5.9	10
1951	Ray Renfro	127	959	7.5	9
1950	Ken Bahnsen	145	829	5.7	10

*NCAA Leader

10. Hut Allred, 1994-98	1,964
11. Abner Haynes, 1957-59	1,864
12. Tommy Gray, 1950-52	1,767
13. Malcolm Jones, 1979-80	1,642
14. Mike Jones, 1974-77	1,627
15. Erric Pegram, 1988-90	1,613
16. Leo Taylor, 1968-69	1,562
17. Ray Renfro, 1949-51 (48 figures NA)	1,556
18. Scott Davis, 1987-90 (QB)	1,513
19. Dwain Bean, 1962-63	1,427
20. Ralph Reynolds, 1952-53	1,331

Touchdowns

1. Lance Dunbar, 2008-11	41
2. Patrick Cobbs, 2001-05	36
3. Scott Davis, 1987-90	29
4. Jamario Thomas, 2004-07	27
5. Ken Bahnsen, 1950-52	26
6. Terrance Brown, 1992-93	20
7. Mike Jones, 1974-77	19
Abner Haynes, 1957-59	19
9. Mitch Maher, 1991-94	17

Yards Per Play

(Minimum 175 carries upon completion of career)

1. Ray Renfro (230-1,556), 1948-51	6.8
2. Dean Renfro (213-1,204), 1952-54	5.7
3. Tommy Runnels (208-1,191) 1952-55	5.7
4. Tommy Gray (314-1,767) 1950-52	5.6
5. Ralph Reynolds (242-1,331) 1952-53	5.5

Career 100-Yard Rushing Games

1. Patrick Cobbs, 2001-05	21
Lance Dunbar, 2008-11	21
3. Kevin Galbreath, 2001-02	15
4. Jamario Thomas, 2004-07	13
5. Bernard Jackson, 1978-79	12
Ja'Quay Wilburn, 1997-00	12
7. Terrance Brown, 1992-93	9
8. Hut Allred, 1994-98	7

Consecutive 100-Yard Rushing Games

1. Patrick Cobbs, 2003	10
2. Jamario Thoms, 2004	6
3. Lance Dunbar, 2009	5
Kevin Galbreath, 2002	5
Kevin Galbreath, 2001	5
Bernard Jackson, 1978	5
7. Ja'Quay Wilburn, 1998	3
Mike Jones, 1977	3
Lance Dunbar, 2011	3

Longest Rushing Plays

1. Cedric Cromer vs. Idaho St, 1995	95
Ray Renfro vs. Midwestern St., 1951	95
Tommy Gray vs. SW Oklahoma, 1950	95
4. Bernard Jackson vs. East Carolina, 1979	87
5. Brandin Byrd vs. South Alabama, 2012	85
Malcolm Jones vs. East Carolina, 1979	85
7. Monte Moon, vs. Lamar, 1986	83
Lance Dunbar vs. ULM, 2010	83
8. Patrick Cobbs vs. Baylor, 2003	81
9. JaQuay Wilburn vs. Texas Tech, 1999	81
10. David Jones vs. Wichita St., 1969	80
11. Bill Lalicker vs. Houston., 1949	78
12. Jamario Thomas vs. MTSU, 2007	77
Jamario Thomas vs. New Mexico St, 2004	77
14. Johnny Shoemaker vs. Trinity, 1937	76



RECORDS

↳ rushing

↳ North Texas Career Rushing Leaders

1. Lance Dunbar - 4,224 2008-11

Year	G	Att.	Yards	Avg.	TD
2008	5	39	178	4.6	1
2009	12	200	1,378	6.9	17
2010	12	274	1,553	5.7	13
2011	12	269	1,115	4.1	10
Career	41	782	4,224*	5.4	41*

2. Patrick Cobbs - 4,050 2001-05

Year	G	Att.	Yards	Avg.	TD	Long
2001	12	93	399	4.3	3	50
2002	13	159	761	4.8	8	33
2003	11	307*	1,680	5.5	19*	81
2004	2	28	56	2.0	0	15
2005	11	231	1,154	5.0	6	59
Career	48	818*	4,050	5.0	36	81

3. Jamario Thomas - 3,496 2004-07

Year	G	Att.	Yards	Avg.	TD	Long
2004	10	285	1,801*	6.3	17	77
2005	8	89	361	4.1	0	39
2006	11	181	668	3.7	2	28
2007	11	112	666	5.9	8	77
Career	40	667	3,496	5.2	27	77

4. Ja'Quay Wilburn - 3,120 1997-00

Year	G	Att.	Yards	Avg.	TD	Long
1997	10	112	594	5.3	3	62
1998	11	128	754	5.9	3	76
1999	11	234	1,016	4.3	2	81
2000	11	173	756	4.4	4	68
Career	43	647	3,120	4.8	12	81

5. Kevin Galbreath - 2,417 2001-02

Year	G	Att.	Yards	Avg.	TD	Long
2001	11	264	1,119	4.2	4	50
2002	13	272	1,298	4.8	9	70
Career	24	536	2,417	4.5	13	70

6. Bernard Jackson - 2,256 1978-80

Year	G	Att.	Yards	Avg.	TD	Long
1978	11	269	1,453	5.4	6	45
1979	11	152	749	4.9	5	87
1980	1	8	54	6.8	0	24
Career	23	429	2,256	5.3	11	87

7. Darrin Collins - 2,220 1986-89

Year	G	Att.	Yards	Avg.	TD	Long
1986	10	125	603	4.8	5	37
1987	11	208	851	4.1	5	31
1988	11	104	412	4.0	5	31
1989	10	97	354	3.7	2	32
Career	42	534	2,220	4.2	17	37

8. Ken Bahnsen - 2,095 1950-52

Year	G	Att.	Yards	Avg.	TD
1950	10	145	829	5.7	10
1951	12	122	608	5.0	10
1952	10	128	658	5.1	6
Career	32	395	2,095	5.3	26

9. Terrance Brown - 2,077 1992-93

Year	G	Att.	Yards	Avg.	TD	Long
1992	11	233	976	4.2	10	61
1993	11	235	1,101	4.7	10	52
Career	22	468	2,077	4.4	20	61

10. Hut Allred - 1,964 1994-98

Year	G	Att.	Yards	Avg.	TD	Long
1994	4	59	255	4.3	1	33
1995	1	7	20	2.9	0	8
1996	11	210	907	4.3	4	44
1997	11	132	586	4.4	5	45
1998	11	58	196	3.4	2	34
Career	38	466	1,964	4.2	12	45



↳ Team Passing

Attempts

Game: 65 vs. SW Louisiana, 9/20/69

Opp. Low: 2, Southern Mississippi, 10/31/81

Season: 553, 2007; **Opp. Low:** 115, 1960

Completions

Game: 46 vs. SMU, 9/8/07;

Opp. Low: 0, West Texas State, 11/29/75

Season: 330, 2007; **Opp. Low:** 49, 1959

Yards

Game: 601 vs. SMU, 9/8/07

Opp. Low: 0, West Texas State, 11/29/75

Season: 3,476, 2007; **Opp. Low:** 581, 1959

Touchdowns

Game: 8 vs. Navy, 11/10/07

Season: 27, 1994

Opp. Low: 0, 1959

Most Yards Passing

1. vs. SMU, 2007.....	601
2. vs. Louisiana-Lafayette, 1969.....	524
3. vs. Stephen F. Austin, 1994.....	486
4. vs. Navy, 2007.....	478
5. vs. Cincinnati, 1968.....	433
6. vs. UNLV, 1995.....	422
7. vs. Texas, 1988.....	419
8. vs. Southern Illinois, 1966.....	398
9. vs. Louisiana-Lafayette, 2007.....	383
10. vs. Wichita State, 1969.....	381

Most Pass Attempts (Season)

1. 2007.....	553
2. 2008.....	493
3. 1982.....	454
4. 1969.....	447
5. 1965.....	420

Most Pass Completions (Season)

1. 2007.....	330
2. 2008.....	309
3. 2009.....	277
4. 1994.....	245
5. 1982.....	226

Most Touchdown Passes (Season)

1. 1994.....	27
2. 1967.....	25
1968.....	25
1969.....	25
1966.....	25

Most Passing Yards Per Game (Season)

1. 1969.....	294.4
2. 1994.....	292.5
3. 2007.....	289.7
4. 1966.....	259.5
5. 1967.....	254.6

Most Interceptions Thrown (Season)

1. 1969.....	36
2. 1971.....	33
3. 1966.....	31
4. 2007.....	28
5. 1973.....	27
1991.....	27

↳ Single-Game Passing Leaders

Passing Attempts

1. Daniel Meager vs. SMU, 2007	64
2. Giovanni Vizza vs. ULM, 2008	61
Daniel Meager vs. Florida Atlantic, 2007	61
Rusty Hill vs. Tulsa, 1982	61
5. Phill Shotland vs. San Diego St., 1971	59
6. Joe Milton vs. Cincinnati, 1970	58
7. Giovanni Vizza vs. Louisiana-Lafayette, 2007	57
8. Mitch Maher vs. Stephen F. Austin, 1994	56
9. Riley Dodge vs. Middle Tennessee, 2009	54
Giovanni Vizza vs. FIU, 2007	54
Vidal Carlin vs. Arkansas, 1965	54
Vidal Carlin vs. Tulsa, 1966	54

Pass Completions

1. Daniel Meager vs. SMU, 2007	46
2. Rusty Hill vs. Tulsa, 1982	42
3. Giovanni Vizza vs. Navy, 2007	40
4. Daniel Meager vs. Florida Atlantic, 2007	38
Giovanni Vizza vs. ULM, 2008	38
6. Riley Dodge vs. Middle Tennessee, 2009	35
Giovanni Vizza vs. Louisiana-Lafayette, 2007	35
Mitch Maher vs. Stephen F. Austin, 1994	35
Steve Ramsey vs. Louisiana-Lafayette, 1969	35
10. Giovanni Vizza vs. FIU, 2008	32
Vidal Carlin vs. Arkansas, 1965	32

Pass Efficiency

1. Tony Ford vs. Wichita State, 1973	309.02
2. Mitch Maher vs. Nicholls St., 1993	295.41
3. Scott Hall vs. Middle Tennessee, 2003	276.26
4. Ken Washington vs. Louisiana Tech, 1977	225.04
5. Scott Davis vs. Texas, 1988	221.78
6. Scott Davis vs. Arkansas St., 1988	214.59
7. Giovanni Vizza vs. Navy, 2007	205.10

Pass Yards

1. Daniel Meager vs. SMU, 2007	601
2. Steven Ramsey vs. Louisiana-Lafayette, 1969	495
3. Mitch Maher vs. Stephen F. Austin, 1994	486
4. Giovanni Vizza vs. Navy, 2007	478
5. Steve Ramsey vs. Cincinnati, 1968	433
6. Josh Gulley vs. UNLV, 1995	422
7. Scott Davis vs. Texas, 1988	419
8. Corkey Boland vs. S. Illinois, 1966	398
9. Giovanni Vizza vs. Louisiana-Lafayette, 2007	383
10. Steve Ramsey vs. Wichita St., 1969	381

Passing Touchdowns

1. Giovanni Vizza vs. Navy, 2007	8
2. Steve Ramsey vs. Cincinnati, 1968	5
Steve Ramsey vs. UTEP, 1968	5
Steve Ramsey vs. Louisiana-Lafayette, 1969	5
5. 11 players, the last is Riley Dodge, 2009	4

Interceptions

1. Scott Davis vs. Stephen F. Austin, 1988	6
Steve Ramsey vs. Memphis, 1968	6
Steve Ramsey vs. Drake, 1969	6
3. Steve Ramsey vs. San Diego St., 1969	5

↳ Single-Season Passing Leaders

Pass Attempts

1. Giovanni Vizza, 2008	493
2. Steve Ramsey, 1969	414
3. Giovanni Vizza, 2007	383
4. Derek Thompson, 2012	372
5. Mitch Maher, 1994	370
6. Vidal Carlin, 1965	341
7. Steve Ramsey, 1968	332
8. Mitch Maher, 1993	324

Passes Completed

1. Giovanni Vizza, 2008	309
2. Mitch Maher, 1994	231
3. Giovanni Vizza, 2007	223
4. Derek Thompson, 2012	214
5. Riley Dodge, 2009	205
6. Steve Ramsey, 1969	195
7. Steve Ramsey, 1968	177
Rusty Hill, 1982	177
9. Mitch Maher, 1993	176

Passing Efficiency

1. Mitch Maher, 1994	190.89
2. Ken Washington, 1977	158.93
3. Scott Hall, 2003	153.43
4. Mitch Maher, 1993	137.40
5. Scott Hall, 2004	137.09
6. Riley Dodge, 2010	134.15
7. Scott Hall, 2001	133.07

Touchdown Passes

1. Mitch Maher, 1994	26
2. Steve Ramsey, 1969	24
Steve Ramsey, 1968	24
Mitch Maher, 1993	24
5. Steve Ramsey, 1967	21

Passing Yards

1. Mitch Maher, 1994	3,103
2. Steve Ramsey, 1969	2,828
3. Giovanni Vizza, 2008	2,758
4. Derek Thompson, 2012	2,649
5. Mitch Maher, 1993	2,595
6. Steve Ramsey, 1968	2,516
7. Scott Davis, 1988	2,409
8. Giovanni Vizza, 2007	2,388
9. Mitch Maher, 1992	2,090
10. Riley Dodge, 2009	1,975

Interceptions

1. Steve Ramsey, 1969	31
2. Vidal Carlin, 1966	24
3. Giovanni Vizza, 2007	20
4. Steve Ramsey, 1967	19
Rich Shaw, 1971	19
6. Jason Mills, 1995	18
Vidal Carlin, 1965	18

Completion Percentage (at least 100 completions)

1. Riley Dodge (205-303), 2009	67.7
2. Daniel Meager (107-169), 2007	63.3
3. Giovanni Vizza (309-493), 2008	62.7
4. Mitch Maher (231-370), 1994	62.4
5. Jordan Case (103-167), 1979	61.6
6. Rusty Hill (177-292), 1982	60.6
7. Riley Dodge (106-176), 2010	60.2
8. Scott Davis (155-263), 1989	58.9
9. Jordan Case (105-179), 1978	58.6
10. Giovanni Vizza (223-383), 2007	58.2



RECORDS

↳ passing

↳ Year-By-Year Passing Leaders

Year	Player	Att.	Cmp.	TD	Yds.
2012	Derek Thompson	372	214	14	2,649
2011	Derek Thompson	272	157	11	1,759
2010	Riley Dodge	176	106	11	1,212
2009	Riley Dodge	303	205	9	1,975
2008	Giovanni Vizza	493	309	15	2,758
2007	Giovanni Vizza	383	223	20	2,388
2006	Daniel Meager	100	53	4	517
2005	Daniel Meager	202	101	4	941
2004	Scott Hall	237	134	14	1,818
2003	Scott Hall	186	107	13	1,732
2002	Andrew Smith	196	91	7	1,206
2001	Scott Hall	194	102	17	1,453
2000	Scott Hall	154	75	6	937
1999	Richard Bridges	150	54	3	621
1998	Jason Attaway	109	51	3	680
1997	Jason Mills	245	127	13	1,667
1996	Jason Mills	211	91	5	1,016
1995	Jason Mills	216	105	12	1,183
1994	Mitch Maher	370	231	26	3,103
1993	Mitch Maher	324	176	24	2,595
1992	Mitch Maher	292	151	11	2,090
1991	Wendell Mosley	169	75	4	861
1990	Scott Davis	262	142	7	1,550
1989	Scott Davis	263	155	14	1,941
1988	Scott Davis	270	158	12	2,409
1987	Scott Davis	127	64	8	1,023
1986	Bron Beal	95	43	5	664
1985	Mike Rhone	94	30	2	487
1984	Scott Toman	112	35	2	494
1983	Greg Carter	185	93	12	1,275
1982	Rusty Hill	292	177	9	1,704
1981	Greg Carter	138	73	2	782
1980	Joe Stevenson	236	129	11	1,582
1979	Jordan Case	167	103	3	1,152
1978	Jordan Case	179	105	8	1,360
1977	Ken Washington	129	81	10	1,155
1976	Ken Smith	111	47	5	630
1975	Glen Ray	65	26	2	472
1974	Ken Washington	201	78	6	1,042
1973	Phil Shotland	176	72	5	959
1972	Rick Shaw	177	47	1	734
1971	Rick Shaw	124	41	6	666
1970	Joe Milton	296	138	9	1,852
1969	Steve Ramsey	414	195	24	2,828
1968	Steve Ramsey	332	177	24	2,516
1967	Steve Ramsey	269	119	21*	1,732
1966	Vidal Carlin	292	117	13	1,510
1965	Vidal Carlin	341	159	12	1,723
1964	Corkey Boland	116	49	3	608
1963	Billy Ryan	59	21	5	277
1962	Billy Ryan	49	17	1	189
1961	Billy Ryan	50	20	0	179
1960	Robert Duty	109	49	2	614
1959	Vernon Cole	58	29	1	304
1958	Vernon Cole	98	48	7	589
1957	Ray Toole	72	26	6	367
1956	Ray Toole	66	29	6	485
1955	Don Baker	85	40	8	700
1954	Don Baker	98	46	8	630
1953	Bobby Hughes	115	59	3	757
1952	Bobby Hughes	70	28	4	385
1951	Richard Harvey	131	61	14	1,194
1950	Zeke Martin	109	48	3	822

*NCAA Leader

↳ Career Passing Leaders

Passing Attempts

1. Mitch Maher, 1991-94	1,149
2. Steve Ramsey, 1967-69	1,015
3. Scott Davis, 1987-90	922
4. Giovanni Vizza, 2007-08	876
5. Scott Hall, 2000-04	784
6. Jason Mills, 1994-97	697
7. Derek Thompson, 2009-Pres	665
8. Vidal Carlin, 1965-66	633
9. Ken Washington, 1974-77	484
10. Riley Dodge, 2008-10	481

Passes Completed

1. Mitch Maher, 1991-94	640
2. Giovanni Vizza, 2007-08	532
3. Scott Davis, 1987-90	519
4. Steve Ramsey, 1967-69	491
5. Scott Hall, 2000-04	422
6. Derek Thompson, 2009-Pres	385
7. Jason Mills, 1995-97	337
8. Riley Dodge, 2008-01	311
9. Vidal Carlin, 1965-66	276

Passing Efficiency

1. Scott Hall, 2000-04	132.26
2. Mitch Maher, 1991-94	128.56
3. Scott Davis, 1987-90	126.44
4. Riley Dodge, 2008-10	125.71
5. Derek Thompson, 2009-Pres	121.97
6. Steve Ramsey, 1967-69	116.16
7. Giovanni Vizza, 2007-08	114.01
8. Jordan Case, 1977-79	111.61
9. Ken Washington, 1974-77	105.01

Touchdown Passes

1. Steve Ramsey, 1967-69	69
2. Mitch Maher, 1991-94	67
3. Scott Hall, 2000-04	50
4. Scott Davis, 1987-90	41
5. Giovanni Vizza, 2007-08	32
Jason Mills, 1995-97	32
7. Derek Thompson, 2009-Pres	26
8. Vidal Carlin, 1965-66	25

Passing Yards

1. Mitch Maher, 1991-94	8,519
2. Steve Ramsey, 1967-69	7,076
3. Scott Davis, 1987-90	6,923
4. Scott Hall, 2000-04	5,975
5. Giovanni Vizza, 2007-08	5,146
6. Derek Thompson, 2009-Pres	4,551
7. Jason Mills, 1994-97	3,981
8. Vidal Carlin, 1965-66	3,233
9. Riley Dodge, 2008-10	3,187
10. Ken Washington, 1974-77	3,040

Interceptions

1. Steve Ramsey, 1967-69	67
2. Mitch Maher, 1991-94	50
3. Vidal Carlin, 1965-66	47
4. Jason Mills, 1995-97	37
5. Giovanni Vizza, 2007-08	36

Completion Percentage (at least 200 completions)

1. Riley Dodge (311-481), 2008-10	64.7
2. Jordan Case (218-354), 1977-79	61.6
3. Giovanni Vizza (223-383), 2007-08	60.7
4. Derek Thompson (385-665), 2009-Pres	57.9
5. Scott Davis (519-922), 1987-90	56.7
6. Rusty Hill (241-432), 1980-82	55.8
7. Mitch Maher (640-1,149), 1991-94	55.7
8. Daniel Meager (261-471), 2005-08	55.7
9. Scott Hall (422-784), 2000-04	53.8
10. Greg Carter (236-461), 1980-83	51.2



↳ Career 200-Yard Passing Games

1. Mitch Maher, 1991-94	23
2. Steve Ramsey, 1967-69	20
3. Giovanni Vizza, 2007-08	15
4. Derek Thompson, 2009-Pres	12
5. Scott Davis, 1987-90	9
6. Vidal Carlin, 1965-66	8
7. Scott Hall, 2000-04	7
Riley Dodge, 2008-10	7

↳ Consecutive 200-Yard Passing Games

1. Mitch Maher, 1994	10
2. Derek Thompson, 2012	8
3. Giovanni Vizza, 2008	6
Steve Ramsey, 1969	6
5. Steve Ramsey, 1968	4
Vidal Carlin, 1965	4

↳ Career 300-Yard Passing Games

1. Steve Ramsey, 1966-69	6
2. Giovanni Vizza, 2007-08	4
Mitch Maher, 1991-94	4
Derek Thompson, 2009-Pres	4
5. Scott Davis, 1987-90	3
6. Riley Dodge, 2008-10	2
Daniel Meager, 2005-08	2

↳ 300-Yard Passing Games

1. Daniel Meager vs. SMU, 2007	601
2. Steve Ramsey vs. Louisiana-Lafayette, 1969	495
3. Mitch Maher vs. Stephen F. Austin, 1994	486
4. Giovanni Vizza vs. Navy, 2007	478
5. Steve Ramsey vs. Cincinnati, 1968	433
6. Josh Gulley vs. UNLV, 1995	422
7. Scott Davis vs. Texas, 1988	419
8. Corkey Boland vs. S. Illinois, 1966	398
9. Giovanni Vizza vs. Louisiana-Lafayette, 2007	383
10. Steve Ramsey vs. Wichita St, 1969	381
11. Jason Mills vs. Utah St., 1997	377
Rusty Hill vs. Tulsa, 1982	377
13. Steve Ramsey vs. UTEP, 1968	376
14. Steve Ramsey vs. Cincinnati, 1969	373
15. Phil Shotland vs. San Diego St., 1971	370
16. Mitch Maher vs. Oklahoma St., 1994	364
17. Giovanni Vizza vs. ULM, 2008	362
18. Giovanni Vizza vs. Louisiana-Lafayette, 2008	361
19. Joe Milton vs. Cincinnati, 1970	342
20. Corkey Boland vs. Chattanooga, 1966	339
21. Derek Thompson vs. ULM, 2012	333
22. Derek Thompson vs. ULM, 2011	332
23. Derek Thompson vs. Troy, 2011	331
24. Mitch Maher vs. ULM, 1993	323
25. Scott Davis vs. Arkansas St., 1988	322
26. Mitch Maher vs. Nicholls St., 1994	319
27. Derek Thompson vs. Arkansas St., 2012	316
28. Riley Dodge vs. FIU, 2009	314
29. Riley Dodge vs. Middle Tennessee, 2009	313
30. Steve Ramsey vs. Cincinnati, 1967	308
Scott Davis vs. Stephen F. Austin, 1988	308
32. Vidal Carlin vs. Arkansas, 1965	307
33. Daniel Meager vs. Florida Atlantic, 2007	301

↳ Longest Passing Plays

1. G. Vizza to C. Fitzgerald vs. ULM, 2007	99
2. Mitch Maher to T. Redwin vs. Nicholls St, 1993	96
3. Steve Ramsey to R. Shanklin vs. Cincinnati, 1969	91
4. Steve Ramsey to Leo Taylor vs. Cincinnati, 1968	87
5. Steve Ramsey to R. Shanklin vs. Cincinnati, 1968	85
6. Derek Thompson to Lance Dunbar vs. Indiana, 2011	83
7. Spencer Stack to Scott McGrew vs. New Mexico St. 1999	80
Derek Thompson to Brelan Chancellor vs. LSU, 2012	80
8. Steve Ramsey to R. Shanklin vs. Drake, 1967	79
9. Derek Thompson to Antoine Jimmerson vs. ULL, 2012	78
10. Steve Ramsey to Leo Taylor vs. New Mexico St., 1969	77

↳ North Texas Career Passing Leaders

1. Mitch Maher - 8,519 1991-94

Year	Att	Cmp	Pct	Yds	TD	Int
1991	162	82	51	731	6	8
1992	293	151	52	2,090	11	14
1993	324	176	54	2,595	24	14
1994	370	231	62	3,103*	26*	14
Career	1,149*	640*	56	8,519*	67	50

2. Steve Ramsey - 7,076 1967-69

Year	Att	Cmp	Pct	Yds	TD	Int
1967	269	119	42	1,732	21	19
1968	332	177	53	2,516	24	17
1969	414	195	47	2,828	24	31*
Career	1,015	491	48	7,076	69*	67*

3. Scott Davis - 6,923 1987-90

Year	Att	Cmp	Pct	Yds	TD	Int
1987	127	64	50	1,023	8	4
1988	270	158	58	2,409	12	15
1989	263	155	59	1,941	14	12
1990	262	142	54	1,550	7	4
Career	922	519	56	6,923	41	35

4. Scott Hall - 5,975 2000-04

Year	Att	Cmp	Pct	Yds	TD	Int
2000	154	75	49	937	6	6
2001	194	102	53	1,453	17	11
2002	13	4	31	35	0	0
2003	186	107	58	1,732	13	5
2004	237	134	57	1,818	14	4
Career	784	422	54	5,975	50	26

5. Derek Thompson - 4,551 2009-Pres

Year	Att	Cmp	Pct	Yds	TD	Int
2009	3	3	100.0	60	1	0
2010	18	11	61.1	83	0	1
2011	272	157	57.7	1,759	11	7
2012	372	214	57.5	2,641	14	14
Career	665	385	57.9	4,551	26	21

*School Record



RECORDS

↳ receiving

↳ Single-Game Receiving Leaders

Receiving Yards

1. Casey Fitzgerald vs. SMU, 2007	327
2. Casey Fitzgerald, vs. Louisiana-Lafayette, 2008	231
Scott Ford vs. Abilene Christian, 1992	231
4. Barry Moore vs. UTEP, 1968	228
5. Marcus Camper vs. Texas, 1988	224
6. John Love vs. Chattanooga, 1966	220
7. Barry Moore vs. Louisiana-Lafayette, 1969	217
8. David Yaeger vs. San Diego St., 1971	191
9. Ron Shanklin vs. Cincinnati, 1969	184
10. Johnny Quinn vs. Louisiana-Lafayette, 2003	176

Most Receptions

1. Marvin Walker vs. Tulsa, 1982	22
2. Casey Fitzgerald vs. SMU, 2007	18
3. Casey Fitzgerald vs. Troy, 2008	14
Casey Fitzgerald vs. Louisiana-Lafayette, 2008	14
Casey Fitzgerald vs. Louisiana-Lafayette, 2007	14
Peter Harvey vs. ULM, 1981	14
John Love vs. Arkansas, 1965	14
7. Casey Fitzgerald vs. Navy, 2007	13
8. Casey Fitzgerald vs. Middle Tennessee, 2008	12
John Love vs. Chattanooga, 1966	12

Receiving Touchdowns

1. Casey Fitzgerald vs. Navy, 2007	5
2. Johnny Quinn vs. Louisiana-Lafayette, 2007	3
Barry Moore vs. UTEP, 1968	3
Ron Shanklin vs. Tulsa, 1969	3
Troy Redwine vs. Oregon St., 1995	3
John Love vs. Wichita St., 1966	3
John Love vs. Chattanooga, 1966	3
David Kervin vs. Wichita St., 1973	3
Charlie Murray vs. ULM, 1978	3

↳ Single-Season Receiving Leaders

Receiving Yards

1. Casey Fitzgerald, 2007	1,322
2. Barry Moore, 1969	1,130
John Love, 1966	1,130
4. Casey Fitzgerald, 2008	1,119
5. Barry Moore, 1968	1,053
6. David Brown, 1968	1,013
7. John Love, 1965	994
8. Marcus Camper, 1988	938
9. Marvin Walker, 1982	934
10. Ron Shanklin, 1969	874

Receptions

1. Casey Fitzgerald, 2008	113
2. Casey Fitzgerald, 2007	111
3. Marvin Walker, 1982	91
4. Brandon Jackson, 2007	79
5. John Love, 1965	76
6. Barry Moore, 1969	71
Jamaal Jackson, 2009	71
8. Barry Moore, 1968	69
9. John Love, 1966	68
10. David Brown, 1994	66

Touchdowns

1. Ron Shanklin, 1967	13
2. Casey Fitzgerald, 2007	12
3. David Brown, 1994	11
George Marshall, 2001	11
Marvin Walker, 1982	11
6. John Love, 1966	10
7. Johnny Quinn, 2004	9
Charlie Murray, 1978	9
9. Troy Redwine, 1995	8
10. Four Players Tied	7

Yards Per Reception

(Minimum 20 catches)

1. A.V. Collins (30-949), 1949	31.6
2. Troy Redwine (34-867), 1993	25.5
3. Vance Jackson (29-639), 1973	22.0
4. Ron Shanklin (41-867), 1967	21.1
5. Johnny Quinn (34-709), 2003	20.9
6. Scott Ford (21-435), 1992	20.7

↳ Career Receiving Leaders

Yards

1. Johnny Quinn, 2003-06	2,718
2. Troy Redwine, 1992-96	2,567
3. Casey Fitzgerald, 2005-08	2,533
4. Ron Shanklin, 1967-69	2,465
5. David Brown, 1991-94	2,402
6. Barry Moore, 1968-69	2,183
7. John Love, 1965-66	2,124
8. Marcus Camper, 1985-88	1,939
9. Pete Harvey, 1978-81	1,932
10. James Russell, 1965-67	1,701

Receptions

1. Casey Fitzgerald, 2005-08	229
2. Johnny Quinn, 2003-06	187
3. David Brown, 1991-94	182
4. Pete Harvey, 1978-81	164
5. John Love, 1965-66	144
Ron Shanklin, 1967-69	144
7. Barry Moore, 1968-69	140
8. Troy Redwine, 1992-96	138
9. Marvin Walker, 1979-82	137
10. jim Russell, 1965-67	122

Receiving Touchdowns

1. Ron Shanklin, 1967-69	31
2. Troy Redwine, 1992-95	23
3. David Brown, 1991-94	22
4. Johnny Quinn, 2003-06	21
5. Casey Fitzgerald, 2005-08	20
6. John Love, 1965-66	17
7. George Marshall, 1999-02	15
8. Marcus Camper, 1985-88	14
James Russell, 1965-67	14

Yards Per Reception (minimum 40 catches)

1. Broderick McGrew (66-1,224), 1996-99	18.7
2. Troy Redwine (138-2,567), 1992-96	18.6
3. David Kervin (69-1,246), 1972-73	18.1
4. David Yaeger (77-1,369), 1971-72	17.8
5. Marcus Camper (111-1,939), 1985-88	17.4

↳ Career 100-Yard Receiving Games

1. John Love, 1965-66	11
Barry Moore, 1968-69	11
3. Casey Fitzgerald, 2005-08	10
4. Ron Shanklin, 1967-69	9
5. Casey Fitzgerald, 2005-08	6
Johnny Quinn, 2003-06	6
Troy Redwine, 1993-95	6
David Yaeger, 1971-72	6
9. David Brown, 1991-94	5
10. Marvin Walker, 1979-82	4
Brelan Chancellor, 2010-Pres	4

↳ Consecutive 100-Yard Receiving Games

1. Ron Shanklin, 1969	3
Ret Little, 1970	3
David Yaeger, 1972	3
4. Brelan Chancellor, 2010-Pres	2
Casey Fitzgerald, 2008	2
Casey Fitzgerald, 2007	2
Sam Dibrell, 2007	2
Johnny Quinn, 2006	2
Johnny Quinn, 2004	2
Troy Redwine, 1993	2
Barry Moore, 1969	2

↳ 150-Yard Receiving Games

1. Casey Fitzgerald vs. SMU, 2007	327
2. Casey Fitzgerald vs. Louisiana-Lafayette, 2008	231
Scott Ford vs. Abilene Christian, 1992	231
4. Barry Moore vs. UTEP, 1968	228
5. Marcus Camper vs. Texas, 1988	224
6. John Love vs. Chattanooga, 1966	220
7. Barry Moore vs. Louisiana-Lafayette, 1969	217
8. David Yaeger vs. San Diego St., 1971	191
9. Ron Shanklin vs. Cincinnati, 1969	184
10. Johnny Quinn vs. Louisiana-Lafayette, 2003**	176
11. Ret Little vs. Cincinnati, 1970	175
12. Tony Merriwether vs ULM, 1982	172
13. David Brown vs. Stephen F. Austin, 1994	168
14. John Love vs. Arkansas, 1965	167
Troy Redwine vs. Oklahoma St., 1994	167
16. Ret Little vs. New Mexico St., 1970	166
17. Marvin Walker vs. Tulsa, 1982	164
18. James Russell vs. S. Illinois, 1966	163
19. Troy Redwine vs. ULM, 1993	162
20. Joel Nwigwe vs. Middle Tennessee, 2003	158
John Love vs. Parsons College, 1965	158
Ron Shanklin vs. Louisville, 1967	158
23. Pete Harvey vs. ULM, 1981	157
24. Barry Moore vs. Arkansas, 1968	155
25. Broderick McGrew vs. Nevada, 1999	154
26. Johnny Quinn vs. Middle Tennessee, 2004	153
27. David Brown vs. Texas State, 1994	152
28. Lance Dunbar vs. Indiana, 2011	152
29. Ron Shanklin vs. Cincinnati, 1968	151

-Freshman Record



↳ North Texas Career Receiving Leaders

1. Johnny Quinn - 2,718

2003-06

Year	G	Rec.	Yards	Avg.	TD	Long
2003	13	34	709	20.9	3	54
2004	12	49	785	16.0	9	67
2005	11	47	591	12.6	5	42
2006	11	57	633	11.1	4	54
Career	47	187	2,718*	15.15	21	67

2. Troy Redwine - 2,567

1992-96

Year	G	Rec.	Yards	Avg.	TD	Long
1992	11	5	89	17.8	0	30
1993	11	34	867	25.5	8	96
1994	12	49	811	16.6	7	59
1995	11	50	800	16.0	8	70
Career	45	138	2,567	18.9	23	96

3. Casey Fitzgerald - 2,533

2005-08

Year	G	Rec.	Yards	Avg.	TD	Long
2005	5	1	9	9.0	0	9
2006	6	4	83	20.8	2	36
2007	12	111	1,322*	11.9	12	99*
2008	12	113*	1,119	9.9	6	57
Career	35	229*	2,533	12.9	20	99

4. Ron Shanklin - 2,465

1967-69

Year	G	Rec.	Yards	Avg.	TD	Long
1967	10	47	724	15.4	8	
1968	9	41	867	21.1	13	
1969	12	56	1,322	23.6	10	
Career	31	144	2,465	20.0	31*	

5. David Brown - 2,402

1991-94

Year	G	Rec.	Yards	Avg.	TD	Long
1991	11	45	531	11.8	1	35
1992	11	26	361	13.9	3	43
1993	11	45	497	11.0	7	39
1994	12	66	1,013	15.3	11	84
Career	45	182	2,402	13.0	22	84

*School Record

↳ Year-By-Year Pass Receptions Leaders

Year	Player	Rec.	Yds.	Avg.	TD
2012	Ivan Delgado	42	570	13.6	0
2011	Brelan Chancellor	37	457	12.4	3
2010	Darius Carey	38	524	13.8	5
2009	Jamaal Jackson	71	701	9.9	6
2008	Casey Fitzgerald	113	1,119	9.9	6
2007	Casey Fitzgerald	111	1,322	11.9	12
2006	Johnny Quinn	57	633	11.1	4
2005	Johnny Quinn	47	591	12.6	5
2004	Johnny Quinn	49	785	16.0	9
2003	Johnny Quinn	34	709	20.9	3
2002	George Marshall	30	398	13.3	2
2001	George Marshall	32	546	17.1	11
2000	Byron Curtis	21	336	16.0	1
1999	Broderick McGrew	32	601	18.8	5
1998	Jay Young	32	428	13.4	1
1997	Jay Young	36	552	15.3	4
1996	Brian Waters	28	272	9.7	4
1995	Troy Redwine	50	800	16.0	8
1994	David Brown	66	1,013	15.3	11
1993	David Brown	45	497	11.0	7
1992	Clayton George	36	563	15.6	2
1991	David Brown	45	531	11.8	1
1990	Erric Pegram	55	444	8.1	1
1989	Tony Cook	45	523	11.6	3
1988	Marcus Camper	54	938	17.3	7
1987	Marcus Camper	24	422	17.5	3
1986	Marcus Camper	16	247	15.4	1
1985	Marcus Camper	17	332	19.5	3
1984	Tim Wasson	28	453	16.1	1
1983	Tim Wasson	37	553	14.9	4
1982	Marvin Walker	91*	934	10.3	11
1981	Pete Harvey	57	743	13.0	3
1980	Pete Harvey	47	496	10.6	5
1979	Pete Harvey	37	424	11.5	1
1978	Charlie Murray	32	546	17.1	9
1977	Tim Loftin	33	523	15.8	5
1976	J.T. Hollins	22	331	15.0	1
1975	Jeff Webb	23	375	16.3	1
1974	J.T. Hollins	27	374	13.9	1
1973	David Kervin	34	641	18.8	6
1972	David Yaeger	42	738	17.6	2
1971	David Yaeger	35	631	18.0	4
1970	Ret Little	43	733	17.0	2
1969	Barry Moore	71	1,130	15.9	5
1968	Barry Moore	69	1,053	15.3	7
1967	James Russell	44	624	14.1	5
1966	John Love	68	1,130	16.6	10
1965	John Love	76	994	13.1	7
1964	Carl Lockhart	29	341	11.8	1
1963	Herb Carr	7	88	12.6	1
1962	A.D. Whitfield	7	116	16.6	3
1961	W. Freeman	6	63	10.5	0
1960	Billy Christle	12	161	13.4	0
1959	Abner Haynes	16	231	14.4	3
1958	Abner Haynes	19	298	15.7	3
1957	Abner Haynes	11	50	4.5	0
1956	Dennis Shaw	15	279	18.6	1
1955	Dennis Shaw	13	225	17.3	2
1954	Char. McGinty	25	376	15.0	5
1953	Ken Hall	18	288	15.5	3
1952	Winton Criswell	12	157	13.1	1
1951	Wendell Swann	23	472	20.5	5
1950	Wendell Swann	26	434	16.7	1

*NCAA Leader



RECORDS

↳ total offense

↳ Team Total Offense

Plays

Game: 99 vs. New Mexico State, 10/31/70

Opp. Low: 36 vs. New Mexico State, 10/4/58

Season: 934, 2007; Opp. Low: 532, 1958

Yards

Game: 635 vs. Navy, 11/10/07

Opp. Low: 46 vs. Cincinnati, 10/10/59

Season: 4,904, 2009; Opp. Low: 1821, 1967

Most Yards Total Offense

1. 2007 vs. Navy.....	635
2. 2007 vs. SMU.....	613
3. 2009 vs. Western Kentucky.....	583
4. 1969 vs. Louisiana-Lafayette.....	579
1968 vs. Cincinnati.....	579
6. 1990 vs. Abilene Christian.....	544

Most Plays

1. 934.....	2007
2. 884.....	2008
3. 878.....	1980
4. 853.....	2012
5. 848.....	1951

Most Yards of Total Offense

1. 4,904.....	2009
2. 4,901.....	2007
3. 4,845.....	1951
4. 4,751.....	2012
5. 4,643.....	1994

Most Yards of Total Offense Per Game

1. 421.0.....	1969
2. 420.2.....	1951
3. 408.7.....	2009
4. 408.4.....	2007
5. 395.9.....	2012

↳ Individual Total Offense

(300-Yard Total Offense Games)

1. Daniel Meager vs. SMU, 2007	597
2. Giovanni Vizza vs. Navy, 2007	571
3. Mitch Maher vs. Stephen F. Austin, 1994	491
4. Steve Ramsey vs. Louisiana-Lafayette, 1969	483
5. Jason Mills vs. Utah St., 1997	443
6. Josh Gulley vs. UNLV, 1995	433
7. Scott Davis vs. Texas, 1988	426
8. Giovanni Vizza vs. Louisiana-Lafayette, 2007	413
9. Riley Dodge vs. FIU, 2009	398
10. Steve Ramsey vs. Cincinnati, 1968	393
11. Giovanni Vizza vs. Louisiana-Lafayette, 2008	382
Phil Shotland vs. San Diego St., 1971	382
13. Riley Dodge vs. Middle Tennessee, 2009	370
14. Rusty Hill vs. Tulsa, 1982	366
15. Giovanni Vizza vs. ULM, 2008	364
16. Steve Ramsey vs. Cincinnati, 1969	360
17. Mitch Maher vs. Oklahoma St., 1994	359
18. Steve Ramsey vs. Wichita St., 1969	358
19. Steve Ramsey vs. UTEP, 1968	351
20. Derek Thompson vs. Troy, 2011	346
21. Derek Thompson vs. ULM, 2012	341
22. Mitch Maher vs. ULM, 1993	334
Joe Milton vs. Cincinnati, 1970	334
24. Scott Davis vs. Arkansas St., 1988	333
25. Daniel Meager vs. Florida Atlantic, 2007	332

Riley Dodge vs. Western Kentucky, 2009	332
27. Casey Fitzgerald vs. SMU, 2007	327
28. Corkey Boland vs. Chattanooga, 1966	327
29. Mitch Maher vs. Nicholls St., 1994	326
30. Lance Dunbar vs. Middle Tennessee, 2011	320
Derek Thompson vs. ULM, 2011	320
32. Riley Dodge vs. Army, 2009	315
33. Derek Thompson vs. Arkansas St., 2012	314
34. Mitch Maher vs. Abilene Christian, 1992	305
Lance Dunbar vs. Kansas St., 2010	305
35. Riley Dodge vs. Troy, 2010	300

↳ Single-Game Total Offense Leaders

Most Plays

1. Giovanni Vizza vs. Louisiana-Lafayette, 2007	73
2. Daniel Meager vs. SMU, 2007	72
Daniel Meager vs. Florida Atlantic, 2007	72
4. Joe Milton vs. Cincinnati, 1970	66
Phil Shotland vs. San Diego St., 1971	66

Most Yards

1. Daniel Meager vs. SMU, 2007	597
2. Giovanni Vizza vs. Navy, 2007	571
3. Mitch Maher vs. Stephen F. Austin, 1994	491
4. Steve Ramsey vs. Louisiana-Lafayette, 1969	483
5. Jason Mills vs. Utah St., 1997	443

↳ Single-Season Total Offense Leaders

Most Plays

1. Giovanni Vizza, 2007	516
2. Steve Ramsey, 1969	481
3. Scott Davis, 1990	463
4. Mitch Maher, 1994	458
5. Steve Ramsey, 1968	443

Most Yards

1. Mitch Maher, 1994	3,280
2. Giovanni Vizza, 2008	2,944
3. Scott Davis, 1988	2,848
4. Mitch Maher, 1993	2,711
5. Giovanni Vizza, 2007	2,687
6. Derek Thompson, 2012	2,675
7. Steve Ramsey, 1969	2,637

↳ Career Total Offense Leaders

Most Plays

1. Scott Davis, 1987-90	1,549
2. Mitch Maher, 1991-94	1,471
3. Steve Ramsey, 1967, 69	1,132
4. Scott Hall, 2000-04	1,101
5. Ken Washington, 1974-77	1,016

Most Yards

1. Mitch Maher, 1991-94	9,006
2. Scott Davis, 1987-90	8,436
3. Steve Ramsey, 1967-69	6,568
4. Scott Hall, 2000-04	6,440
5. Giovanni Vizza, 2007-08	5,631
6. Derek Thompson, 2009-Pres	4,707
7. Ken Washington, 1974-77	4,313
8. Lance Dunbar, 2008-11	4,224
9. Jason Mills, 1994-97	4,161
10. Patrick Cobbs, 2001-05	4,093

↳ Year-By-Year Total Offense Leaders

Year	Player	Rush	Pass	Total
2012	Derek Thompson	26	2,649	2,675
2011	Derek Thompson	113	1,759	1,872
2010	Lance Dunbar	1,553	0	1,553
2009	Riley Dodge	463	1,975	2,438
2008	Giovanni Vizza	116	2,828	2,944
2007	Giovanni Vizza	299	2,388	2,687
2006	Jamarion Thomas	668	0	668
2005	Patrick Cobbs	1,154	33	1,187
2004	Scott Hall	11	1,818	1,829
2003	Scott Hall	74	1,732	1,806
2002	Kevin Galbreath	1,298	0	1,298
2001	Scott Hall	143	1,453	1,596
2000	Scott Hall	230	937	1,167
1999	Ja'Quay Wilburn	1,016	0	1,016
1998	Ja'Quay Wilburn	754	0	754
1997	Jason Mills	35	1,667	1,702
1996	Jason Mills	24	1,016	1,040
1995	Jason Mills	55	1,183	1,238
1994	Mitch Maher	177	3,103	3,280
1993	Mitch Maher	116	2,595	2,711
1992	Mitch Maher	167	2,090	2,257
1991	Wendell Mosley	-37	861	824
1990	Scott Davis	643	1,550	2,193
1989	Scott Davis	115	1,941	2,056
1988	Scott Davis	439	2,409	2,848
1987	Scott Davis	316	1,023	1,339
1986	Bron Beal	331	664	995
1985	Mike Rhone	294	487	781
1984	Mike Rhone	206	375	581
1983	Greg Carter	80	1,275	1,355
1982	Rusty Hill	-61	1,704	1,643
1981	Greg Carter	-38	782	744
1980	Joe Stevenson	89	1,582	1,671
1979	Jordan Case	-52	1,152	1,100
1978	Jordan Case	267	1,360	1,627
1977	Ken Washington	258	1,155	1,413
1976	Ken Washington	395	587	982
1975	Glen Ray	7	472	479
1974	Ken Washington	481	1,042	1,523
1973	Phil Shotland	-13	959	946
1972	Rick Shaw	74	734	808
1971	Rick Shaw	99	666	766
1970	Joe Milton	186	1,852	2,038
1969	Steve Ramsey	-191	2,828	2,637
1968	Steve Ramsey	-149	2,516	2,367
1967	Steve Ramsey	-168	1,732	1,564
1966	Vidal Carlin	-122	1,510	1,388
1965	Vidal Carlin	-65	1,723	1,658
1964	A.D. Whitfield	592	0	592
1963	Dwain Bean	770	14	784
1962	Dwain Bean	657	0	657
1961	Bobby Smith	541	0	541
1960	Robert Duty	30	614	644
1959	Vernon Cole	550	304	854
1958	Vernon Cole	269	589	858
1957	Ray Toole	316	367	683
1956	Ray Toole	90	485	575
1955	Don Baker	164	700	864
1954	Don Baker	164	630	794
1953	Dean Renfro	700	0	700
1952	Tommy Gray	829	0	829
1951	Richard Harvey	-143	1,194	1,051
1950	Zeke Martin	2	822	824



↳ All-Purpose Yards

Yards In A Game

1. Brelan Chancellor vs. Houston, 2011	332
2. Casey Fitzgerald vs SMU, 2007	327
3. Lance Dunbar vs. Middle Tennessee, 2011	320
4. Lance Dunbar vs. Kansas St., 2010	305
5. Jamario Thomas vs. Idaho, 2004	301
6. David Kervin vs. Wichita St., 1973	287
7. John Love vs. Arkansas, 1965	285
8. Erric Pegram vs. Alcorn St., 1990	284
9. Lance Dunbar vs. Indiana, 2011	279
10. Lance Dunbar vs. Middle Tennessee, 2010	272

Yards In A Season

1. Lance Dunbar, 2010	1,885
2. Jamario Thomas, 2004	1,815
3. Lance Dunbar, 2009	1,735
4. Patrick Cobbs, 2003	1,711
5. Leo Taylor, 1968	1,652
6. Brelan Chancellor, 2011	1,628
7. Bernard Jackson, 1978	1,604
8. Erric Pegram, 1990	1,594
9. John Love, 1965	1,504
10. Lance Dunbar, 2011	1,475

Yards In A Career

1. Lance Dunbar, 2008-11	5,375
2. Patrick Cobbs, 2001-05	5,222
3. Johnny Quinn, 2003-06	3,835
4. Jamario Thomas, 2004-07	3,670
5. Marcus Camper, 1985-88	3,562
6. Brelan Chancellor, 2010-Pres	3,539
7. Abner Haynes, 1957-59	3,322
8. Ja'Quay Wilburn, 1997-2000	3,299
9. Broderick McGrew, 1996-99	3,022
10. David Brown, 1991-94	3,011

↳ Year-By-Year All-Purpose Yards Leaders

Year	Name	Rush	Rec.	Rtn.	Tot.
2012	Brandin Byrd	875	92	28	995
2011	Brelan Chancellor	46	457	1125	1,628
2010	Lance Dunbar	1,553	332	0	1,885
2009	Lance Dunbar	1,378	300	57	1,735
2008	Casey Fitzgerald	47	1119	14	1180
2007	Casey Fitzgerald	0	1322	0	1322
2006	Johnny Quinn	0	633	175	808
2005	Patrick Cobbs	1154	106	226	1486
2004	Jamario Thomas	1801	14	0	1815
2003	Patrick Cobbs	1680	43	48	1771
2002	Kevin Galbreath	1298	21	0	1319
2001	Kevin Galbreath	1119	12	0	1131
2000	Ja'Quay Wilburn	756	63	0	819
1999	Broderick McGrew	0	601	473	1074
1998	Broderick McGrew	0	393	587	980
1997	Hut Allred	586	49	206	841
1996	Hut Allred	907	19	41	967
1995	Billie Smith	-7	441	563	997
1994	David Brown	8	1013	364	1385
1993	Terrance Brown	1101	6	0	1107
1992	Terrance Brown	976	16	0	992
1991	David Brown	58	531	307	896
1990	Erric Pegram	957	444	193	1594
1989	Tony Cook	-21	523	422	924
1988	Marcus Camper	0	938	412	1350
1987	Marcus Camper	0	422	368	790
1986	Marcus Camper	49	247	397	693
1985	Marcus Camper	0	332	397	729
1984	Tim Wasson	46	453	408	907
1983	Tim Wasson	38	553	126	717
1982	Marvin Walker	0	934	0	934
1981	C. Charleston	420	94	433	947
1980	Malcolm Jones	1144	250	0	1394
1979	Bernard Jackson	749	77	445	1271
1978	Bernard Jackson	1453	76	75	1604
1977	Mike Jones	940	245	0	1185
1976	Mike Jones	411	164	0	575
1975	Sears Woods	446	44	326	816
1974	John Brown	674	57	0	731
1973	David Kervin	82	641	554	1277
1972	Charles Johnson	685	118	381	1184
1971	Ken Fontno	0	0	702	702
1970	Ret Little	0	733	0	733
1969	Leo Taylor	545	357	328	1230
1968	Leo Taylor	1017	443	192	1652
1967	Ron Shanklin	0	867	0	867
1966	John Love	-5	1130	307	1432
1965	John Love	54	994	497	1545
1964	Carl Lockhart	169	341	297	807
1963	Dwain Bean	770	51	0	821
1962	Dwain Bean	657	3	0	660
1961	Bobby Smith	541	63	172	776
1960	Terry Parks	229	243	168	640
1959	Abner Haynes	730	231	248	1209
1958	Abner Haynes	495	298	391	1184
1957	Abner Haynes	639	50	240	929



RECORDS

↳ punting and kicking

↳ Punts

Yards

Game: 518, David Yaeger vs. Weber St., 9/18/71

Season: 3,946, Toby Gowin, 1996

Career: 11,345, John Starnes, 1981-84

Number

Game: 14, David Yaeger vs. Drake, 9/30/72

Season: 89, Toby Gowin, 1996

Career: 286, John Starnes, 1981-84

Average

Game: 54.5, Jerry Pair vs. W. Texas St., 10/3/59

Season: 47.2 John Baker, 1997

Career: 44.0, John Baker, 1997-99

Longest Punt

1. Toby Gowin vs. Vanderbilt, 1996	92
2. Don Baker vs. Chattanooga, 1955	91
Bart Helsley vs. ULM, 1990	91
4. John Starnes vs. UTA, 1983	87
5. Jason Ball vs. Middle Tennessee, 2001	79
6. Bron Beal vs. Arkansas St., 1987	77
John Starnes vs. ULM, 1984	77
8. Truman Spencer vs. SMU, 2007	73
Truman Spencer vs. Middle Tennessee, 2007	73
10. Whit Smith vs. Miami (Fla.), 1980	72
Bart Helsley vs. McNeese St., 1990	72
12. Whit Smith vs. SMU, 1980	71
13. Will Atterberry vs. Arkansas St., 2010	70
14. Will Atterberry vs. WKU, 2011	70

Top-10 Punting Average

Season

1. John Baker, 1997	47.2
2. Don Baker, 1955	45.0
3. Toby Gowin, 1996	44.3
4. Don Fechtman, 1976	44.1
5. Will Atterberry, 2011	43.5
6. John Baker, 1999	43.1
7. Don Fechtman, 1975	42.8
8. Brad Kadlubar, 2002	42.6
9. Truman Spencer, 2008	42.4
10. John Baker, 1998	42.2

↳ PAT's Made

Game

1. Freddie Clotiaux vs. SW Oklahoma, 1950	10
2. Jeremy Knott vs. Western Kentucky, 2009	9
3. Thomas Moreland vs. Navy, 2007	8
Gene Bahnsen vs. Sul Ross, 1951	8
Richard DeFelice vs. Nicholls St., 1993	8
6. Buddy Hamm vs. UTEP, 1978	7
Tom Bresnahan vs. UTA, 1983	7

Season

1. Nick Bazaldua, 2003	44
2. Nick Bazaldua, 2004	37
Iseed Khoury, 1977	37
Keith Chapman, 1988	37
5. Jeremy Knott, 2009	35
6. Thomas Moreland, 2007	34

Career

1. Nick Bazaldua, 2002-05	121
2. Keith Chapman, 1986-89	89
3. Iseed Khoury, 1975-77	70
4. Jason Ball, 1999-01	59
5. Jeremy Knott, 2008-09	57
6. Zach Olen, 2010-Pres	53
7. Jeff Graham, 1994-96	46
John Love, 1965-66	46

↳ PAT Percentage

Season

(at least 10 att.)

1. Iseed Khoury, (37-37), 1977	1.000
Keith Chapman, (37-37), 1988	1.000
Keith Chapman, (22-22), 1989	1.000
4. Nick Bazaldua, (44-45), 2003	97.7
5. Nick Bazaldua (37-38), 2004	97.4

Career

1. Iseed Khoury, (69-70), 1975-77	98.5
2. Keith Chapman, (89-91), 1986-89	97.8

Most Consecutive PAT's Made

1. Keith Chapman, 1987-89	61
2. Iseed Khoury, 1975-77	60

↳ Year-By-Year Punting Leaders

Year	Name	No.	Yds.	Avg.
2012	Will Atterberry	70	2,888	41.3
2011	Will Atterberry	74	3,218	43.5
2010	Will Atterberry	43	1,799	41.8
2009	Will Atterberry	55	2,143	39.0
2008	Truman Spencer	69	2,925	42.4
2007	Truman Spencer	65	2,703	41.6
2006	Truman Spencer	55	2,245	40.8
2005	Truman Spencer	75	2,829	37.7
2004	Brad Kadlubar	73	2,919	40.0
2003	Brad Kadlubar	73	2,951	40.4
2002	Brad Kadlubar	85	3,619	42.6
2001	Jason Ball	66	2,553	38.7
2000	Jason Ball	75	2,865	38.2
1999	John Baker	82	3,535	43.1
1998	John Baker	66	2,783	42.2
1997	John Baker	62	2,925	47.2
1996	Toby Gowin	89	3,946	44.3
1995	Toby Gowin	78	3,280	42.1
1994	Toby Gowin	49	1,767	36.1
1993	Toby Gowin	32	1,162	36.3
1992	Erik Forrest	41	1,416	34.5
1990	Bart Helsley	62	2,353	37.9
1989	Bart Helsley	52	1,903	36.5
1988	Bron Beal	42	1,582	37.7
1987	Bron Beal	66	2,696	40.8
1986	Bron Beal	54	2,227	41.2
1985	Bron Beal	79	2,860	36.2
1984	John Starnes	76	3,201	42.1
1983	John Starnes	71	2,914	41.0
1982	John Starnes	72	2,739	38.0
1981	John Starnes	67	2,491	37.2
1980	Whit Smith	55	2,159	39.3
1979	Billy Ortiz	32	1,164	36.4
1978	Hugh Hamm	61	2,107	34.5
1977	Don Fechtman	56	2,261	40.4
1976	Don Fechtman	54	2,383	44.1
1975	Don Fechtman	66	2,826	42.8
1974	Don Fechtman	59	2,314	39.2
1973	Paul Schroeder	47	1,582	33.7
1972	David Yaeger	74	2,787	37.7
1971	David Yaeger	84	3,463	41.2
1970	Danny Collins	47	1,706	36.3
1969	Steve Ramsey	56	2,150	38.4
1968	Billy Anderson	60	2,062	34.4
1967	James Russell	26	1,062	40.8
1966	James Russell	71	2,579	36.3
1965	David Neale	66	2,591	39.3
1964	Carl Lockhart	54	2,141	39.6
1963	Carl Lockhart	40	1,578	39.5
1962	Butch Wright	47	1,619	34.4
1961	Butch Wright	45	1,501	33.4
1960	Dan Starns	14	424	30.3
1959	Jerry Pair	12	489	40.8
1958	Charlie Cole	15	522	34.8
1957	David Lott	22	787	35.8
1956	Not available			
1955	Don Baker	30	1,349	45.0
1954	Don Baker	38	1,398	36.8
1953	Don Baker	10	386	38.6
1952	Don Baker	46	1,698	37.8
1951	Bill Brashier	49	1,825	37.2
1950	Bill Brashier	27	959	35.5



↳ Field Goals Made

Game

1. Denis Hopovac vs. FIU, 2006	5
Garrett Courtney vs. Utah St., 1997	5
3. Iseed Khoury vs. SMU, 1976	4
Garrett Courtney vs. New Mexico St., 1998	4
Zach Olen vs. Arkansas St., 2010	4
6. Zach Olen vs. Louisiana-Lafayette, 2012	3
Zach Olen vs. ULM, 2010	3
Zach Olen vs. Middle Tennessee, 2010	3
Jeremy Knott vs. Ohio, 2009	3
Jeremy Knott vs. ULM, 2008	3
Jeremy Knott vs. Louisiana-Lafayette, 2008	3
Denis Hopovac vs. Florida Atlantic, 2006	3
Nick Bazaldua vs. Middle Tennessee, 2004	3
Bernie Barbour vs. Cincinnati, 1969	3
Todd Smith vs. Oklahoma St., 1985	3
Keith Chapman vs. Stephen F. Austin, 1987	3
Jeff Graham vs. McNeese St., 1994	3
Jeff Graham vs. Boise St., 1996	3
Garrett Courtney vs. Idaho, 1998	3
Garrett Courtney vs. Houston, 1998	3
Jason Ball vs. New Mexico St., 2001	3

Season

1. Keith Chapman, 1989	19
2. Denis Hopovac, 2006	15
3. Nick Bazaldua, 2004	14
Garrett Courtney, 1997	14
Jeff Graham, 1996	14
Keith Chapman, 1988	14
Keith Chapman, 1987	14
Whit Smith, 1980	14

Career

1. Keith Chapman, 1985-89	49
2. Nick Bazaldua, 2002-05	42
3. Zach Olen, 2010-Pres	32
4. Garrett Courtney, 1987-88	29
5. Todd Smith, 1983-86	27
6. Iseed Khoury, 1975-77	26
Jeff Graham, 1994-96	26

↳ Field Goal Percentage

Season (at least 10 attempts)

1. Garrett Courtney, (14-16), 1997	87.5
2. Zach Olen, (13-15), 2010	86.7
3. Jason Ball, (9-11), 1999	81.8
4. Richard DeFelice, (13-16), 1993	81.3
5. Nick Bazaldua, (14-18), 2004	77.8
6. Jeff Graham, (10-13), 1996	76.9

Career (at completion of career)

1. Jeff Graham, (26-35), 1994-96	74.3
Garrett Courtney, (29-39), 1997-98	74.3
3. Richard DeFelice, (18-25), 1992-93	72.0
4. Denis Hopovac, (15-21), 2003-06	71.4
5. Keith Chapman, (49-71), 1985-89	69.0
6. Jeremy Knott, (22-32), 2008-09	68.8
7. Jason Ball, (24-36), 1999-2001	66.7
8. Nick Bazaldua, (42-64), 2002-05	65.6

↳ Longest Field Goal

1. Iseed Khoury vs. Richmond, 1977	62
2. Garrett Courtney vs. Idaho, 1998	61
3. Jason Ball vs. Arkansas St., 2001	57
Iseed Khoury vs. UTEP, 1977	57
5. Keith Chapman vs. Texas Tech, 1988	55
6. Todd Smith vs. Lamar, 1983	54
7. Zach Olen vs. Middle Tennessee, 2010	53
Lonnie Green vs. Baylor, 1982	53
9. Zach Olen vs. Florida Atlantic, 2011	52
Zach Olen vs. Tulsa, 2011	52
Jason Ball vs. Utah St., 2000	52
Iseed Khoury vs. UTA, 1977	52
Iseed Khoury vs. Louisiana Tech, 1977	52
12. Nick Bazaldua vs. New Mexico St., 2004	51
Garrett Courtney vs. Indiana St., 1997	51
Keith Chapman vs. Texas Tech, 1988	51
Todd Smith vs. Louisiana Tech, 1983	51
16. Todd Smith vs. Louisiana Tech, 1983	50

↳ Year-By-Year Field Goal Leaders

Year	Name	Att	Md	Pct.	Long
2012	Zach Olen	16	11	.688	48
2011	Zach Olen	8	16	.500	52
2010	Zach Olen	15	13	.867	53
2009	Jeremy Knott	15	10	.667	41
2008	Jeremy Knott	17	12	.706	47
2007	Thomas Moreland	15	8	.533	37
2006	Denis Hopovac	21	15	.714	42
2005	Nick Bazaldua	16	8	.500	50
2004	Nick Bazaldua	18	14	.778	51
2003	Nick Bazaldua	15	10	.667	49
2002	Nick Bazaldua	15	10	.667	44
2001	Jason Ball	14	9	.643	57
2000	Jason Ball	10	6	.600	52
1999	Jason Ball	11	9	.818	38
1998	Garrett Courtney	23	15	.652	61
1997	Garrett Courtney	16	14	.875	51
1996	Jeff Graham	20	14	.700	48
1995	Robert Hoffman	3	3	1.000	32
1994	Jeff Graham	13	10	.769	37
1993	Richard DeFelice	9	5	.555	44
1992	Richard DeFelice	16	13	.813	50
1991	Kevin McDaniel	12	9	.750	37
1990	Brad Allen	10	3	.300	39
1989	Keith Chapman	27	19	.703	51
1988	Keith Chapman	20	14	.700	51
1987	Keith Chapman	20	14	.700	48
1986	Todd Smith	13	7	.538	48
1985	Todd Smith	15	8	.533	43
1984	Todd Smith	15	7	.467	47
1983	Tom Bresnahan	12	8	.667	38
1982	Danny McElroy	7	6	.857	42
1981	Lonnie Green	10	6	.600	45
1980	Whit Smith	21	14	.667	42
1979	Whit Smith	10	6	.600	41
1978	Buddy Hamm	4	3	.750	29
1977	Iseed Khoury	25	11	.440	62
1976	Iseed Khoury	16	8	.500	43
1975	Iseed Khoury	17	7	.411	47
1974	Lee Harrington	9	4	.444	36
1973	Lee Harrington	7	4	.571	42
1972	Ron Sigler	6	2	.333	34
1971	Mark Means	3	2	.667	36
1970	Mike Briscoe	16	8	.500	41
1969	Bernie Barbour	16	8	.500	30
1968	Mike Gattis	9	5	.556	27
1967	Randy Henry	19	6	.316	37
1966	Willie Cherry	2	2	1.000	23
1965	John Love	3	1	.333	22



RECORDS

↳ returns

↳ Team Kickoff Returns

Yards
Game: 286 vs. Houston, 9/10/11
Season: 1,576, 2008

Average
Game: 44.3 vs. Tennessee, 10/25/75
Season: 31.5, 1986

↳ Kickoff Returns

Number
Game: 9, Brelan Chancellor vs. Houston, 9/10/11
Season: 50, Brelan Chancellor, 2011
Career: 101, Brelan Chancellor, 2010-Pres

Yards
Game: 285, Brelan Chancellor vs. Houston 9/10/11
Season: 1,094, Brelan Chancellor, 2011
Career: 2,368, Brelan Chancellor, 2010-Pres

Average
Game: 44.3, Sears Woods vs. Tennessee, 10/25/75
Season: 32.6, Sears Woods, 1975
Career: 25.2, Broderick McGrew, 1996-99

Kickoff Returns For Touchdown

Season
1. Michael High, 1993 2
Brelan Chancellor, 2010 2

Career
1. Michael High, 1991-94 2
Brelan Chancellor, 2010-Pres 2

↳ Longest Kickoff Return

1. Johnny Stovall vs. Sam Houston St., 1936 100
Broderick McGrew vs. Utah St., 1998 100
3. Brian Smith vs. Idaho St., 1995 99
Michael High vs. Missouri St., 1993 99
5. Kim Phillips vs. TCU, 1968 98
Sears Woods vs. Tennessee, 1975 98
7. **Brelan Chancellor vs. Kansas St., 2010 93**
8. **Brelan Chancellor vs. Kansas St., 2010 91**
9. Johnny Shoemaker vs. Austin College, 1938 90

↳ Punt Returns

Number
Game: 7, Bernie Barbour vs. Wichita St., 11/11/67
Season: 36, Bernie Barbour, 1969; J.T. Smith, 1976
Career: 100, J.T. Smith, 1974-77

Yards
Game: 114, David Kervin vs., New Mexico St., 10/27/73
Season: 380, J.T. Smith, 1976
Career: 945, Bernie Barbour, 1967-69

Average
Game: 34.5, J.T. Smith vs. SMU, 9/25/76
Season: 39.3, Abner Haynes, 1957
Career: 28.6, Abner Haynes, 1957-59

Punt Returns For Touchdown

Season
1. Bill Woods, 1966 3
2. Marcus Camper, 1988 2
3. Multiple Players 1

Career
1. Bill Woods, 1966 3
Marcus Camper, 1985-88 3

↳ Longest Punt Return

1. Bill Woods, 1966 91
Richard Nutt vs. Houston, 1948 91
3. Johnny Quinn vs. ULM, 2004 85
4. Bernie Barbour vs. New Mexico St., 1968 83
5. Bill Woods vs. Chattanooga, 1966 80
6. David Kervin vs. New Mexico St., 1973 71
7. Marcus Camper vs. McNeese St., 1988 69
8. Carlen Charleston vs. UTA, 1980 65

↳ Year-By-Year Punt Return Leaders

Year	Name	No.	Yds.	Avg.
2012	Brelan Chancellor	5	10	2.0
2011	Brelan Chancellor	11	31	2.8
2010	Darius Carey	5	26	5.2
2009	Darius Carey	7	43	6.1
2008	John Shorter	7	32	4.6
2007	Evyn Roman	17	97	5.7
2006	Johnny Quinn	13	92	7.1
2005	Johnny Quinn	13	98	7.5
2004	Johnny Quinn	13	118	9.1
2003	Ja'Mel Branch	12	92	7.7
2002	Ja'Mel Branch	29	229	7.9
2001	Ty Jackson	22	177	8.0
2000	Ty Jackson	16	171	10.7
1999	Ty Jackson	17	135	7.9
1998	Heath Moody	25	175	7.0
1997	Heath Moody	17	91	5.4
1996	Tubby Coleman	27	200	7.4
1995	Brian Smith	25	192	7.7
1994	Brian Smith	22	177	8.0
1993	Greg Matthews	12	91	7.5
1992	Michael High	11	126	11.5
1991	Greg Matthews	18	64	3.6
1990	Greg Matthews	21	189	9.0
1989	Tony Cook	11	126	11.5
1988	Marcus Camper	28	319	11.4
1987	Marcus Camper	23	148	6.4
1986	Marcus Camper	14	194	9.6
1985	Marcus Camper	17	90	5.3
1984	Tim Wasson	28	207	7.4
1983	Tony Merriwether	32	359	11.2
1982	Tony Merriwether	9	148	16.4
1981	Carlen Charleston	8	99	12.4
1980	Carlen Charleston	20	87	4.4
1979	Pete Harvey	13	129	9.9
1978	Charlie Murray	21	141	6.7
1977	J.T. Smith	23	143	6.2
1976	J.T. Smith	36	380	10.6
1975	J.T. Smith	25	217	8.7
1974	J.T. Smith	16	118	7.4
1973	David Kervin	25	282	11.3
1972	Staggs	15	90	6.0
1971	Ken Fontno	27	237	8.8
1970	Wilmer Levels	8	121	15.1
1969	Bernie Barbour	36	371	10.3
1968	Bernie Barbour	28	277	9.9
1967	Bernie Barbour	30	297	9.9
1966	Billy Woods	20	351	17.6
1965	John Love	9	133	14.8
1964	Carl Lockhart	15	116	7.7
1963	Philip Gonzales	2	26	13.0
1962	Carl Lockhart	4	47	11.8
1961	Butch Wright	6	65	10.8
1960	Billy Christle	5	80	16.0
1959	Abner Haynes	9	96	10.7
1958	Abner Haynes	8	168	21.0
1957	Abner Haynes	4	157	39.3

↳ Year-By-Year Kickoff Return Leaders

Year	Name	No.	Yds.	Avg.
2012	Brelan Chancellor	18	351	19.5
2011	Brelan Chancellor	50	1,094	21.9
2010	Brelan Chancellor	33	923	28.0
2009	Jamaal Jackson	17	463	27.2
2008	DaWaylon Cook	26	506	19.5
2007	Micah Mosley	32	636	19.9
2006	Zach Muzzy	19	359	18.9
2005	Johnny Quinn	26	513	19.7
2004	Zach Muzzy	23	425	18.5
2003	Ja'Mel Branch	11	217	19.7
2002	Ja'Mel Branch	19	385	20.3
2001	Ja'Mel Branch	23	516	22.4
2000	Ty Jackson	16	334	20.9
1999	Broderick McGrew	23	473	20.6
1998	Broderick McGrew	18	587	32.6
1997	Broderick McGrew	22	531	24.1
1996	Tubby Coleman	23	458	19.9
1995	Brian Smith	15	371	24.7
1994	David Brown	16	364	22.8
1993	Michael High	27	750	27.7
1992	Michael High	6	176	29.3
1991	David Brown	16	301	18.8
1990	Greg Matthews	9	199	22.1
1989	Tony Cook	13	296	22.8
1988	Kim Phillips	9	187	20.8
1987	Tony Baker	13	280	21.5
1986	Kim Phillips	11	346	31.5
1985	Marcus Camper	14	307	21.9
1984	Todd Smith	15	342	22.8
1983	Carlen Charleston	9	175	19.4
1982	Carlen Charleston	15	269	17.9
1981	Carlen Charleston	18	334	18.6
1980	Carlen Charleston	22	587	26.7
1979	Bernard Jackson	19	445	23.4
1978	Lee English	7	187	26.7
1977	Bruce Chambers	9	148	16.4
1976	Jeff Brown	13	147	11.3
1975	Sears Woods	10	326	32.6
1974	Jeff Webb	17	307	18.1
1973	David Kervin	12	272	22.7
1972	Charles Johnson	18	381	21.2
1971	Ken Fontno	26	465	17.9
1970	Ken Fontno	32	699	21.8
1969	Leo Taylor	13	328	25.2
1968	Leo Taylor	10	192	19.2
1967	Bernie Barbour	12	239	19.2
1966	John Love	13	256	19.7
1965	John Love	16	364	22.8
1964	David Neale	10	198	19.8
1963	Bobby Smith	11	241	21.9
1962	Bobby Smith	7	134	19.1
1961	Billy Christle	4	117	29.3
1960	Terry Parks	7	168	24.0
1959	Abner Haynes	6	152	25.3
1958	Abner Haynes	11	223	20.2
1957	Don Smith	5	96	19.2



↳ TEAM DEFENSE

Interceptions

Number

Game: 7 vs. Wichita State, 11/20/71

Season: 32, 1969; Opp. Low: 4, 2004

Interception Return Yards

Game: 180 vs. Drake, 10/4/69

Season: 497, 1978; Opp. Low: 31, 1979

Most Points Allowed

1. Oklahoma, 2007	79
2. Rice, 2008	77
3. Nebraska, 1993	76
4. Navy, 2007	74
5. Nevada, 1991	72
6. Oklahoma, 1987	69
7. SMU, 1927	68
8. SMU, 1922	66
Arkansas, 2007	66
10. Texas, 2004	65
Nevada, 1997	65

Fewest Rushing Yards Per Game

1. 1967	71.2
2. 2003	104.7
3. 1989	112.8
4. 2001	116.9
5. 1966	118.4

Fewest Passing Yards Per Game

1. 1959	58.1
2. 1953	69.6
3. 1958	71.6
4. 1960	82.4
5. 1976	116.2

Fewest Total Yards Per Game

1. 1967	182.1
2. 1959	196.5
3. 1958	210.9
4. 1960	241.2
5. 1983	247.5

Fewest Points Per Game

1. 1915	1.2
2. 1932	2.2
3. 1920	5.5
1933	5.5
5. 1917	6.0

Most Interceptions

1. 1969	32
2. 1967	28
1978	28
4. 1970	26
5. 1968	25

Most Fumbles Recovered

1. 1971	36
2. 1976	28
3. 1952	26
1975	26
5. 1980	25

↳ Tackles

Season (since 1977)

1. Trent Touchstone, 1989	143
2. Craig Robertson, 2010	133
3. Brent Koch, 1991	126
Lance White, 1984	126
5. Byron Gross, 1990	122
6. Cody Spencer, 2003	121
7. Chris Hurd, 2003	120
Walter Chapman, 1977	120
9. Taylor Casey, 2002	117
10. Lester Harper, 1982	114

Career

1. Byron Gross, 1987-90	386
2. Craig Robertson, 2006-10	381
3. Brad Kassell, 1998-2001	365
4. Lester Harper, 1980-83	362
5. Burks Washington, 1975-78	351
6. Lance White, 1983-86	325

↳ Interceptions

Game

1. Ken Fontno vs. Wichita St., 1971	3
Leonard Dunlap vs. Drake, 1969	3
Leonard Dunlap vs. BYU, 1969	3
Wilmer Levels vs. Drake, 1970	3
Bernie Barbour vs. Louisville, 1968	3
Ret Little vs. Louisville, 1967	3
Mike Shook vs. Cincinnati, 1967	3
James Wright vs. Louisville, 1961	3
Bill Brashier vs. Houston, 1951	3
Bill Sheffield vs. Stephen F. Austin, 1940	3
James Potts vs. Decatur Baptist, 1915	3

Season

1. Bill Brashier, 1951	10
2. Lyndon Fox, 1969	8
3. Ray Toole, 1957	7
Billy Ryan, 1962	7
Leonard Dunlap, 1970	7
Marty Morrison, 1978	7
David Morris, 1980	7

Career

1. Bill Brashier, 1949-51	19
2. Lyndon Fox, 1969-71	18
3. J.T. Smith, 1975-77	13
Leonard Dunlap, 1969-70	13
5. Jonas Buckles, 2001-04	11
Bernie Barbour, 1967-69	11
Don McGee, 1999-2002	11

Interception Return Yards

Game: 128, Ret Little vs. Louisville, 9/30/67

Season: 250, Leonard Dunlap, 1969

Career: 382, Leonard Dunlap, 1969-70

↳ Longest Plays

Interception Return

1. Don Baker vs. Midwestern St., 1955	100
J.T. Smith vs. Louisiana Tech, 1976	100
3. Maurice Holman vs. Middle Tennessee, 2005	99
4. Tobe Nwigwe vs. Western Kentucky, 2008	97
Bill Rogers vs. SW Oklahoma, 1950	97
6. Charles Beatty vs. Southern Illinois, 1966	95
7. Clyde Wilkerson vs. McMurry, 1938	90
Leonard Dunlap vs. Drake, 1969	90
9. Hurles Scales vs. West Texas St., 1972	88
10. Royce Hill vs. Florida Atlantic, 2011	85

↳ Sacks

Game (since 1998)

1. Darrell Daniels vs. ULM, 2002	3.0
Evan Cardwell vs. Baylor, 2003	3.0
Adrian Awasom vs. Utah St., 2004	3.0
Corbin Montgomery vs. Texas Tech, 1999	3.0
5. K.C. Obi vs. Florida Atlantic, 2012	2.5
6. 16 players tied	2.0

Season (since 1983)

1. Willis Hudson, 1994	14.5
2. Scott Blank, 1997	13.0
Roderick Manning, 1989	13.0
4. Ronnie Hickman, 1983	12.0
5. Matt Tiemann, 1985	11.0
6. Brandon Kennedy, 2002	10.0
Brad Spinks, 1996	10.0
8. Rex Johnson, 1988	9.0
9. Willis Hudson, 1995	8.5
10. Adrian Awasom, 2004	7.5
Brandon Akpunku, 2011	7.5

Career (since 1983)

1. Willis Hudson, 1991-95	24.0
2. Adrian Awasom, 2001-04	20.0
Roderick Manning, 1986-89	20.0
4. Corbin Montgomery, 1997-99	19.5
5. Scott Blank, 1997-98	18.0
6. Brandon Akpunku, 2008-11	17.0
7. Brandon Kennedy, 2000-03	16.5
8. Jeremiah Chapman, 2004-07	15.5
9. Evan Cardwell, 2001-04	12.5
10. Brad Spinks, 1992-96	12.0
Ronnie Hickman, 1982-83	12.0

↳ Tackles For Loss

Game (since 2001)

1. Brandon Kennedy vs. Idaho, 2002	6.0
2. Adrian Awasom vs. Utah St., 2004	4.5
3. Evan Cardwell vs. Baylor, 2003	4.0
4. Brandon Akpunku vs. Indiana, 2004	3.0
Monte Stevenson vs. ULM, 2007	3.0
Jeremiah Chapman vs. Florida Atlantic, 2005	3.0
Eddrick Gilmore vs. FIU, 2007	3.0
Brad Kassell vs. TCU, 2001	3.0
Brandon Kennedy vs. ULM, 2001	3.0
10. K.C. Obi vs. Florida Atlantic, 2012	2.5
Craig Robertson vs. Arkansas St., 2010	2.5
Tobe Nwigwe vs. Tulsa, 2006	2.5
Maurce Holman vs. FIU, 2006	2.5
Sky Pruitt vs. FIU, 2006	2.5

Season (since 2001)

1. Brandon Kennedy, 2002	24
2. Jeremiah Chapman, 2007	17
Brad Kassell, 1999	17
Brandon Kennedy, 2003	17
5. Adrian Awasom, 2004	14
6. Brad Kassell, 2001	12
7. Scott Blank, 1997	11
8. K.C. Obi, 2012	10.5
9. Brandon Akpunku, 2011	10
Craig Robertson, 2010	10
Brandon Kennedy, 2000	10
Brett Renfro, 1996	10

Career (since 1996)

1. Brandon Kennedy, 2000-03	61
2. Brad Kassell, 1998-01	39
3. Adrian Awasom, 2001-04	32
4. Brandon Akpunku, 2008-11	27
4. Corbin Montgomery, 1996-99	26
5. Craig Robertson, 2006-10	23
6. K.C. Obi, 2009-12	20.5
7. Michael Pruitt, 2003-04	18.5
8. Jeremiah Chapman, 2004-07	17



RECORDS

↳ defense

↳ Year-By-Year Interception Leaders

Year	Name	No.	Yds.	Avg.
2012	Zac Whitfield	3	--5	-1.7
2011	Royce Hill	2	88	44.0
	Brad Graham	2	15	7.5
	Steven Ford	2	15	7.5
2010	John Shorter	2	50	25.0
	Jeremy Phillips	2	18	9.0
2009	Royce Hill	3	58	19.3
2008	Tobe Nwigwe	3	98	32.7
2007	Craig Robertson	5	12	2.4
2006	Six players	1	--	--
2005	Aaron Weathers	3	31	10.3
2004	Markeith Knowlton	4	40	10.0
2003	Markeith Knowlton	4	38	9.5
2002	Don McGee	5	109	21.8
2001	Jonas Buckles	5	9	1.8
2000	Brad Kassell	4	23	5.8
	Don McGee	4	32	8.0
1999	Heath Moody	2	23	11.5
1998	Phillip Littlejohn	3	51	17.0
	Lawrence Ellis	3	0	0.0
1997	Five players	1	--	--
1996	Dhati Lewis	3	45	15.0
1995	Calvin Davis	3	0	0.0
1994	Dmitri Markham	5	12	2.4
1993	Greg Matthews	2	31	15.5
	Benny Cherry	2	18	9.0
1992	Tomur Barnes	3	33	11.0
1991	Tomur Barnes	3	51	17.0
	Donald Ericks	3	19	6.3
1990	Jeff Tutson	3	23	7.7
1989	Issac Barnett	3	19	6.3
1988	Kim Phillips	4	41	10.3
1987	Kim Phillips	4	60	15.0
1986	Mike Rhone	3	26	8.7
1985	Craig Birdsong	4	88	22.0
	Jerry Pickens	4	10	2.5
1984	Five players	1	--	--
1983	Jerry Pickens	3	23	7.7
1982	Andre Moore	3	15	5.0
1981	Zac Cypert	4	45	11.3
1980	David Morris	7	56	8.0
1979	Three players	2		
1978	Marty Morrison	7	111	15.9
1977	David Morris	3	51	17.0
	J.T. Smith	3	48	16.0
1976	J.T. Smith	4	143	35.8
1975	J.T. Smith	6	59	9.8
1974	Three players	3	--	--
1973	Don Dunlap	6	48	8.0
1972	Hurles Scales	5	131	26.2
1971	Ken Fontno	6	22	3.7
1970	Leonard Dunlap	7	132	18.9
1969	Lyndon Fox	8	64	8.0
1968	Bernie Barbour	6	87	14.5
1967	Mike Shook	7	42	6.0
1966	Billy Woods	6	138	23.0
1965	Larry Priestley	5	139	27.9
1964	Carl Lockhart	3	5	1.7
1963	Carl Lockhart	4	38	9.5
1962	Billy Ryan	7	174	24.9
1961	Butch Wright	4	88	22.0
1960	Ray Williamson	2	11	5.5
1959	Terry Parks	5	80	16.0
1958	Abner Haynes	5	122	24.4
1957	Ray Toole	7	133	19.0

↳ Year-By-Year Sack Leaders

(since 1983)

Year	Name	No.
2012	K.C. Obi	5.5
2011	Brandon Akpunku	7.5
2010	Brandon Akpunku	3.5
2009	Brandon Akpunku	6
2008	Eddrick Gilmore	3
2007	Jeremiah Chapman	5
2006	Jeremiah Chapman	5
2005	Jeremiah Chapman	4
2004	Adrian Awasom	8
2003	Brandon Kennedy	6
	Evan Cardwell	6
2002	Brandon Kennedy	9
2001	Darrell Daniels	3
2000	Brad Kassell	3
	Corry Pertile	3
1999	Corbin Montgomery	5
1998	Corbin Montgomery	7
1997	Scott Blank	13
1996	Brad Spinks	10
1995	Willis Hudson	9
1994	Willis Hudson	15
1993	Chad Rudzik	3
1992	Russell McMillan	7
1991	Russell McMillan	4
	Bruce Walker	4
1990	Shawn Walsh	4
1989	Roderick Manning	13
1988	Rex Johnson	9
1987	Tom Middaugh	8
1986	Tom Middaugh	5
1985	Matt Tiemann	11
1984	Mike Thompson	7
1983	Ronnie Hickman	12

↳ Year-By-Year Tackles For Loss

(since 1996)

Year	Name	No.	Yards	Avg.
2012	K.C. Obi	10.5	47	4.5
2011	Brandon Akpunku	10.0	47	4.7
2010	Craig Robertson	10.0	37	3.7
2009	Brandon Akpunku	11.5	54	4.7
2008	Craig Robertson	7.5	20	2.7
2007	Jeremiah Chapman	17	72	4.2
2006	Jeremiah Chapman	9	41	4.6
2005	Jeremiah Chapman	9	39	4.0
2004	Adrian Awasom	14	47	3.3
2003	Brandon Kennedy	17	60	3.2
2002	Brandon Kennedy	24	102	4.3
2001	Brad Kassell	12	29	2.4
2000	Brandon Kennedy	10	24	2.4
1999	Brad Kassell	17	27	1.6
1998	Corbin Montgomery	6	15	2.5
1997	Scott Blank	11	54	4.9
1996	Brett Renfro	10	23	2.3

Most Sacks In A Single Season

Team	No.
1. 2002	45
2. 1997	39
3. 1996	34
4. 1992	33
5. 1994	31.5
6. 1985	29
7. 2011	27
8. 2004	25
2003	25
10. 1998	23

↳ Year-By-Year Tackle Leaders

Year	Name	UT	AT	TT
2012	Zachary Orr	57	51	108
2011	Zachary Orr	39	35	74
2010	Craig Robertson	66	67	133
2009	Craig Robertson	67	40	107
2008	Tobe Nwigwe	51	60	111
2007	Jeremiah Champman	47	31	78
2006	Aaron Weathers	45	33	78
2005	Aaron Weathers	62	51	113
2004	Markeith Knowlton	65	23	88
2003	Cody Spencer	53	68	121
2002	Taylor Casey	61	56	117
2001	Cody Spencer	56	49	105
2000	Brad Kassell	72	43	115
1999	Brad Kassell	78	34	112
1998	Phillip Littlejohn	75	35	100
1997	Ron Boston	79	32	111
1996	Brett Renfro	71	27	98
1995	Brett Renfro	50	36	86
1994	Willis Hudson	48	33	81
1993	Sean Mayes	47	46	93
1992	Shawn Hicks	46	51	97
1991	Brad Koch	70	56	126
1990	Byron Gross	51	71	122
1989	Trent Touchstone	88	55	143
1988	Byron Gross	43	37	80
1987	Byron Gross	44	40	84
1986	Ed Fleming	52	53	105
1985	Lance White	52	48	100
1984	Lance White	57	69	126
1983	Lester Harper	57	39	96
1982	Lester Harper	53	70	123
1981	Zac Cypert	48	62	110
1980	Louis Haynes	75	33	108
1979	Louis Haynes	62	37	99
1978	Not available	--	--	--
1977	Burks Washington	70	40	110



↳ Team First Downs

Total

Game: 31, three times (last time vs. WKU, 10/31/09)
Opp. Low: 3, New Mexico State, 10/17/64
Season: 258 (2007); **Opp. Low:** 103 (1958)

Rushing

Game: 25 vs. New Mexico State, 10/4/58
Opp. Low: 1, New Mexico St., 10/17/64
Season: 152, 1959; **Opp. Low:** 54, 1966 and 1967

Passing

Game: 26, vs. SMU, 9/8/07
Opp. Low: 0, on several occasions
Season: 117, 1969, 2012; **Opp. Low:** 27, 1959

Penalty

Game: 6 vs. West Texas State, 11/16/74; vs. New Mexico State, 11/6/82
Opp. Low: 0, on several occasions
Season: 25, 1982; **Opp. Low:** 1, 1961

↳ Team Penalties

Number

Game: 17 vs. Arkansas State, 11/15/03
Season: 114, 2003 **Opp. Low:** 33, 1959

Yards

Game: 239 vs. North Dakota, 9/27/52;
Season: 1,130, 2003; **Opp. Low:** 272, 1959

↳ Team Fumbles

Number

Game: 12 vs. Southern Mississippi, 10/31/81
Season: 48, 1984; **Opp. Low:** 18, 1961

↳ Single-Season Team Records

Most Wins

1. 1947	10
1977	10
3. 1959	9
1978	9
2003	9

Most Losses

1. 2008	11
2. 1972	10
2007	10
2009	10
5. 1981	9
1982	9
1984	9
1995	9
1999	9
2005	9
2006	9
2010	9

Best Winning Percentage

1. 1977 (10-1)909
2. 1920 (7-1)875
1941 (7-1)875
4. 1932 (8-1-1)850
5. 1947 (10-2)833

↳ Yearly NCAA Statistical Leaders

Individual

Rushing (avg. per game)

2004 - Jamario Thomas, 180.1
 2003 - Patrick Cobbs, 152.7

Scoring (avg. per game)

2003 - Patrick Cobbs, 11.45

Pass Receptions (avg. per game)

2008 - Casey Fitzgerald, 9.42

Interceptions Returned For Touchdown

1969 - Leonard Dunlap, 3

Touchdown Passes

1967 - Steve Ramsey, 21

Touchdown Receptions

1967 - Ron Shanklin, 13

Interceptions

1957 - Ray Toole, 7

Punting

1955 - Don Baker, 45.0

Team

Interceptions

1967 - 28

Punt Return Average

1957 - 17.5

↳ Current NCAA Record Holders

Team - Game

Most Overtimes

Seven OT vs. Florida International, 10/7/06*

Most Plays Both Teams

196, San Diego State (99) and North Texas (97), 12/4/71

Most Combined Points In A Regulation Game

136, Navy (74) and North Texas (62), 11/10/07

Most Combined Points In A Quarter

63, Navy (35) and North Texas (28), 2nd Quarter, 11/10/07

Most Field Goals Attempted

9 vs. Florida International, 10/7/06*

Safeties Recorded

3, vs. UL-Lafayette, 9/27/2003*

Longest Fumble Return

100 Yards vs. Utah State, 10/9/2004*

Team - Season

Most Turnovers

61, in 1971

Lowest Average Yards Per Rush

(Min. 400 Rushes)

1.3, in 1966 (408 rushes for 513 yards)

Most Opponent Fumbles Recovered

36 in 1972

Individual - Game

Longest Fumble Return

100 yards - T.J. Covington, 2004*

Most Field Goals Attempted

9, Denis Hopovac, vs. FIU, 10/7/06*

Most Touchdown Passes In A Half

7, Giovanni Vizza, vs. Navy, 11/10/07

Most Touchdown Passes In A Game By A Freshman

8, Giovanni Vizza, vs. Navy, 11/10/07

Individual - Season

Earliest Game Reaching 1,000 Yards Rushing by a Freshman

5th Game - Jamario Thomas, 2004*

Most Games Gaining 200 Yards or More Rushing by a Freshman

6 Games - Jamario Thomas, 2004

Consecutive Games Gaining 200 Yards Rushing

5 Games - Jamario Thomas, 2004*

Individual - Career

Interceptions Per Game

2.3, Steve Ramsey, 1967-69
 (67 interceptions in 29 games)

↳ Former NCAA Record Holders

Career Touchdown Passes

69, Steve Ramsey, 1967-69

Career Total Offense Yards

6,568, Steve Ramsey, 1967-69

Career Touchdowns

71, Steve Ramsey, 1967-69

Career Points

436, Steve Ramsey, 1967-69

Career Pass Completions

491, Steve Ramsey, 1967-69

Career Touchdown Passes

69, Steve Ramsey, 1967-69

Career Passing Yards

7,076, Steve Ramsey, 1967-69

Career Pass Attempts

1,105, Steve Ramsey, 1967-69

Career TDs By A Passer/Receiver

Combination

30, Steve Ramsey and Ron Shanklin, 1967-69

Receptions In One Season

91, Marvin Walker, 1982 (I-AA)

Receptions In One Game

22, Marvin Walker vs. Tulsa, 11/20/82

Long Punt

91, Bart Helsley vs. NE Louisiana, 1990
 (Div. I-AA)

↳ Final National Rankings

1977 - No. 16 (UPI)

1983 - No. 4 (Div. I-AA)

1987 - No. 16 (Div. I-AA)

1988 - No. 12 (Div. I-AA)

1994 - No. 18 (Div. I-AA)

* Ties Record



RECORDS

↳ conference records

↳ Missouri Valley Conference

Team Records

Fewest Plays Allowed - Game

36, vs. New Mexico State, 1958

Passes Had Intercepted - Season

36 in 1969

Fewest Rushing Yards Allowed - Season

413 in 1966

Fewest Passing Yards Allowed - Season

581 in 1959

Most Interceptions - Season

32 in 1969

Individual Records

Interception Return Yards - Season

250, Leonard Dunlap, 1969

Kickoff Return Yards - Season

699, Ken Fontno, 1970

Passing Yards - Career

7,076, Steve Ramsey, 1967-69

Touchdown Passes - Career

69, Steve Ramsey, 1967-69

Interception Return Yards - Career

382, Leonard Dunlap, 1969-70

Punt Return Yards - Career

945, Bernie Barbour, 1967-69

↳ Southland Conference

Team Records

Most Fumbles Lost - Game

6, vs. McNeese State, 1984 (tie)

↳ Big West Conference

Team Records

Most Field Goals - Game

5, vs. Utah State, 1997 (tie with six teams)

Most Punting Yards - Season

3,975 in 1996

Individual Records

Most Field Goals Made - Game

5, Garrett Courtney, vs. Utah State, 1997 (tie)

Most Punts - Season

89, Toby Gowin, 1996

Most Punting Yards - Season

3,946, Toby Gowin, 1996

Longest Punt

92, Toby Gowin vs. Vanderbilt, 1996

Longest Field Goal

61, Garrett Courtney vs. Idaho, 1998

↳ Sun Belt Conference

Team Records

Most Pass Attempts - Season

553 in 2007

Most Pass Completions - Season

330 in 2007

Yards Per Pass Attempt - Season

8.7 in 2003

Touchdown Passes - Game

8 vs. Navy, 2007

Yards Per Pass Completion - Season

16.0 in 2003

Interceptions Thrown - Season

28 in 2007

Most Points By Two Teams - Game

136 vs. Navy, 2007

Field Goals Attempted - Game

9 vs. Florida Int'l, 2006

Field Goals Made - Game

5 vs. Florida Int'l, 2006

Yards Punted - Game

508 vs. TCU, 2002

Yards Punted - Season

3,673 in 2002

Punts Returns for Touchdowns - Game

1 vs. UL-Monroe 2005 (tie)

Most Kick Returns - Game

11 vs. Arkansas 2007 (tie)

Most Kick Returns - Season

85 in 2008

Quarterback Sacks - Season

44 in 2002

Safeties - Season

4 in 2003

Fewest Rushes Allowed - Season

380 in 2001

Fewest Points Allowed - Season

192 in 2002

Fewest Points Per Game - Season

12.8 in 2006

Most Fumbles Recovered - Game

6 vs. Florida International, 2005

↳ Individual Records

Rushing Yards - Season

1,801, Jamario Thomas, 2004

Rushing Attempts - Season

307, Patrick Cobbs, 2003

Rushing Attempts Per Game - Season

28.5, Jamario Thomas, 2004

Rushing Yards Per Game - Season

180.1, Jamario Thomas, 2004

Passing Attempts - Season

493, Giovanni Vizza, 2008

Passing Completions - Season

309, Giovanni Vizza, 2008

Passing Touchdowns - Game

8, Giovanni Vizza vs. Navy, 2007

Interceptions Thrown - Season

20, Giovanni Vizza, 2007

Longest Passing Play

99, Giovanni Vizza vs. ULM, 2007

Receiving Yards - Game

327, Casey Fitzgerald vs. SMU, 2007

Receiving Yards - Season

1,322, Casey Fitzgerald, 2007

Receiving Yards - Career

2,718, Johnny Quinn, 2003-06

Receptions - Game

17, Casey Fitzgerald vs. SMU, 2007

Receptions - Season

113, Casey Fitzgerald, 2008

Receptions - Career

229, Casey Fitzgerald, 2005-08

Receptions Per Game - Season

9.4, Casey Fitzgerald, 2008

Receiving Yards Per Game - Season

110.2, Casey Fitzgerald, 2007

Touchdown Receptions - Game

5, Casey Fitzgerald vs. Navy, 2007

Touchdown Receptions - Season

12, Casey Fitzgerald, 2007

All Purpose Yards Per Game - Season

181.5, Jamario Thomas, 2004

Touchdowns Responsible For - Game

8, Giovanni Vizza vs. Navy, 2007

Field Goals Attempted - Game

9, Dennis Hopovac vs. Florida International, 2007

Field Goals Made - Game

5, Dennis Hopovac vs. Florida International, 2007

Longest Field Goal

57, Jason Ball vs. Arkansas State, 2001

Most Punts - Game

12, Brad Kadlubar vs. Texas, 2004 &

Truman Spencer vs. Kansas State, 2005 (tie)

Most Punts - Season

85, Brad Kadlubar, 2002

Most Punts - Career

264, Truman Spencer, 2005-08

Yards Punted - Game

508, Brad Kadlubar vs. TCU, 2002

Yards Punted - Season

3,619, Brad Kadlubar, 2002

Yards Punted - Career

10,702, Truman Spencer, 2005-08

Longest Punt

79, Jason Ball vs. Middle Tennessee, 2001 (tie)

Interception Return Yards - Game

99, Maurice Holman vs. Middle Tennessee, 2005

Most Yards Per Interception Return - Career

51.0, Maurice Holman, 2004-07

Longest Interception Return

99, Maurice Holman vs. Middle Tennessee, 2005

Passes Defended - Career

30, Jonas Buckles, 2001-04



↳ Team Categories

Passing Offense

1994	Southland	268.6
1988	Southland	230.0
1969	Missouri Valley	294.4

Passing Defense

2009	Sun Belt	216.8
2002	Sun Belt	171.7

Total Offense

1994	Southland	392.8
1969	Missouri Valley	421.0

Total Defense

2003	Sun Belt	317.2
2002	Sun Belt	290.6
2001	Sun Belt	354.4
1969	Missouri Valley	309.9

Rushing Offense

2010	Sun Belt	202.2
2004	Sun Belt	186.4
1961	Missouri Valley	210.1

Rushing Defense

2003	Sun Belt	104.7
2002	Sun Belt	118.9
2001	Sun Belt	127.5
1969	Missouri Valley	122.4

Scoring Offense

2004	Sun Belt	25.8
1994	Southland	29.4

Scoring Defense

2003	Sun Belt	21.9
2002	Sun Belt	14.8
2001	Sun Belt	22.5
1983	Southland	10.6
1969	Missouri Valley	17.4

Kickoff Returns

2009	Sun Belt	22.3
2002	Sun Belt	22.5

Punting

2011	Sun Belt	39.9
2006	Sun Belt	38.0
2003	Sun Belt	36.6
2002	Sun Belt	37.2

Sacks

2003	Sun Belt	26
2002	Sun Belt	44

↳ Individual Categories

Total Offense

1994	Mitch Maher	Southland	3,190
1990	Scott Davis	Southland	2,193
1988	Scott Davis	Southland	2,848
1970	Joe Milton	MO Valley	2,038
1969	Steve Ramsey	MO Valley	2,637
1967	Steve Ramsey	MO Valley	1,564
1957	Ray Toole	MO Valley	683

Passing

1994	Mitch Maher	Southland	2,840
1988	Scott Davis	Southland	2,409
1970	Joe Milton	MO Valley	1,825
1969	Steve Ramsey	MO Valley	2,828
1967	Steve Ramsey	MO Valley	1,732
1957	Ray Toole	MO Valley	367

Rushing

2005	Patrick Cobbs	Sun Belt	1,154
2004	Jamario Thomas	Sun Belt	1,801
2003	Patrick Cobbs	Sun Belt	1,680
1968	Leo Taylor	MO Valley	1,017
1963	Dwain Bean	MO Valley	541
1962	Dwain Bean	MO Valley	657
1961	Bobby Smith	MO Valley	541
1957	Abner Haynes	MO Valley	639

Scoring

2010	Lance Dunbar	Sun Belt	96
2009	Lance Dunbar	Sun Belt	114
2004	Jamario Thomas	Sun Belt	102
2003	Patrick Cobbs	Sun Belt	126
1988	Keith Chapman	Southland	94
1966	John Love	MO Valley	88
1961	Bobby Smith	MO Valley	42
1957	David Lott	MO Valley	42

Receiving Yards

2008	Casey Fitzgerald	Sun Belt	1,119
2007	Casey Fitzgerald	Sun Belt	1,322
1994	David Brown	Southland	977
1972	David Yaege	MO Valley	738
1970	Ret Little	MO Valley	733
1969	Barry Moore	MO Valley	1,130

Receptions

2008	Casey Fitzgerald	Sun Belt	113
2007	Casey Fitzgerald	Sun Belt	111
1994	David Brown	Southland	63

Kickoff Returns

1998	Broderick McGrew	Big West	32.6
1970	Ken Fontno	MO Valley	21.8

Punt Returns

1957	Abner Haynes	MO Valley	39.3
------	--------------	-----------	------

Interceptions

2001	Jonas Buckles	Sun Belt	5
2000	Don McGee	Big West	4
2000	Brad Kassell	Big West	4
1970	Leonard Dunlap	MO Valley	7
1967	Mike Shook	MO Valley	7
1957	Ray Toole	MO Valley	7

Punting

2011	Will Atterberry	Sun Belt	43.5
2008	Truman Spencer	Sun Belt	42.4
2002	Brad Kadlubar	Sun Belt	42.6
1997	John Baker	Big West	47.2
1996	Toby Gowin	Big West	44.3
1971	David Yaege	MO Valley	41.2
1967	James Russell	MO Valley	40.8
1964	Carl Lockhart	MO Valley	39.6

Field Goals

2010	Zach Olen	Sun Belt	1.44
------	-----------	----------	------

Tackles

2010	Craig Robertson	Sun Belt	133
------	-----------------	----------	-----

Quarterback Sacks

2003	Brandon Kennedy	Sun Belt	6
2002	Brandon Kennedy	Sun Belt	10

Tackles For Loss

2007	Jeremiah Chapman	Sun Belt	17
2003	Brandon Kennedy	Sun Belt	20
2002	Brandon Kennedy	Sun Belt	25



RECORDS

↳ annual team statistics

Year	Total Offense	Rushing Offense	Rushing TDs	Passing Offense	Passing TDs	Total Defense	Rushing Defense	Passing Defense	Offensive		Defensive	
									PF	AVG	PA	AVG
2012	4,751	2,102	17	2,649	14	5,012	1,984	3,028	251	20.9	334	27.8
2011	4,101	1,829	19	2,272	14	5,151	1,962	3,190	298	24.8	369	30.7
2010	4,503	2,426	17	2,077	16	4,734	2,219	2,515	287	23.9	356	29.7
2009	4,904	2,223	27	2,681	15	4,948	2,347	2,601	319	26.6	427	35.6
2008	4,356	1,528	14	2,828	15	5,791	2,485	3,306	240	20.0	571	47.6
2007	4,901	1,425	16	3,476	21	5,837	2,756	3,081	298	24.8	541	45.1
2006	2,786	1,404	5	1,382	9	4,061	1,792	2,269	154	12.8	304	25.3
2005	2,991	1,569	8	1,422	9	4,803	2,430	2,373	157	14.3	346	31.5
2004	4,128	2,237	21	1,891	14	4,970	2,074	2,896	309	25.8	358	29.8
2003	4,257	2,308	28	1,949	15	4,124	1,361	2,763	358	27.5	285	21.9
2002	3,699	2,372	23	1,327	8	3,733	1,542	2,231	249	19.2	192	14.8
2001	3,324	1,764	13	1,560	18	3,898	1,403	2,495	275	22.9	293	24.4
2000	2,657	1,477	10	1,180	7	4,177	2,011	2,166	162	14.7	300	27.3
1999	2,698	1,493	5	1,205	6	4,401	2,382	2,019	118	10.7	291	26.5
1998	2,844	1,558	10	1,286	7	4,588	2,369	2,217	173	15.7	297	27.0
1997	3,395	1,463	11	1,432	14	4,658	2,157	2,501	232	21.1	331	30.1
1996	2,393	1,108	8	1,285	6	4,294	1,753	2,541	161	14.6	293	26.6
1995	3,182	835	7	2,347	17	5,255	2,685	2,570	200	18.2	424	38.5
1994	4,643	1,425	15	3,218	27	3,977	1,965	2,012	343	28.6	261	21.8
1993	4,031	1,413	17	2,626	24	4,417	2,681	1,836	328	29.8	365	33.2
1992	3,629	1,449	18	2,180	11	3,545	1,683	1,892	246	22.4	261	23.7
1991	2,975	1,177	5	1,615	10	3,403	1,785	1,551	135	12.3	327	29.7
1990	3,647	2,091	20	1,550	7	3,663	1,602	2,001	223	20.3	211	19.2
1989	3,452	1,433	11	2,019	13	3,875	1,241	2,634	217	19.7	253	23.0
1988	4,526	1,810	20	2,716	14	3,782	1,887	1,895	330	27.5	174	14.5
1987	3,028	1,858	15	1,170	10	3,524	1,862	1,680	233	20.2	247	20.6
1986	3,094	2,344	21	750	5	3,321	1,675	1,546	222	22.2	204	20.4
1985	2,818	1,820	10	998	6	3,575	1,624	1,951	150	13.6	203	18.5
1984	2,337	1,423	5	914	2	3,475	1,897	1,578	86	7.8	211	19.2
1983	3,495	1,731	16	1,764	17	2,970	1,423	1,547	276	23.0	137	11.4
1982	3,428	800	2	2,628	19	4,569	2,291	2,278	179	16.3	283	25.7
1981	2,561	727	9	1,834	4	3,541	1,954	1,587	111	10.1	235	21.4
1980	4,221	2,366	21	1,855	11	3,631	1,495	2,136	268	24.4	252	22.9
1979	3,853	1,927	18	1,656	6	4,188	2,553	1,635	182	16.5	235	21.4
1978	3,948	2,089	20	1,859	12	3,300	1,564	1,736	277	25.2	150	13.6
1977	3,921	2,012	24	1,909	15	3,166	1,632	1,534	305*	30.5*	162*	16.2*
1976	3,075	1,585	17	1,490	11	3,174	1,896	1,278	232	21.1	145	13.2
1975	2,671	1,523	15	1,148	9	3,226	1,868	1,358	200	18.2	210	19.1
1974	2,935	1,692	8	1,243	7	3,420	1,911	1,509	134	12.2	239	21.7
1973	2,800	815	7	1,985	11	3,615	1,710	1,905	153	13.9	243	22.1
1972	2,927	1,199	12	1,728	7	4,342	2,339	2,003	148	13.5	354	32.2
1971	2,513	1,125	NA	1,388	9	3,523	2,188	1,335	155	14.1	321	29.2
1970	3,008	833	11	2,175	9	3,167	1,852	1,315	173	15.7	227	20.6
1969	4,210	1,266	13	2,944	25	3,099	1,224	1,875	316	31.6	174	17.4
1968	3,923	1,377	10	2,546	25	2,944	1,282	1,662	297	29.7	184	18.4
1967	2,996	984	NA	2,012	25	1,821	712	1,109	278	27.8	138	13.8
1966	3,094	499	NA	2,595	25	2,706	513	2,193	298	29.8	141	14.1
1965	3,062	890	NA	2,172	14	4,029	1,837	2,192	181	18.1	312	31.2
1964	2,099	1,123	NA	976	6	2,597	1,244	1,353	78	7.8	172	17.2
1963	2,157	1,735	9	422	6	2,855	1,718	1,137	108	12.0	195	21.7
1962	2,344	1,910	NA	434	4	2,999	1,443	1,556	174	17.4	182	18.2
1961	2,444	2,109	22	335	0	2,897	1,717	1,180	162	16.2	206	20.6
1960	2,198	1,392	12	806	3	2,412	1,670	742	107	11.9	208	23.1
1959	3,713	2,908	NA	805	7	1,965	1,384	581	303	27.5	103	9.4
1958	3,059	2,118	NA	941	NA	2,019	1,301	718	197	19.7	93	9.3
1957	2,969	2,308	NA	661	8	2,587	1,687	900	191	19.1	150	15.0
1956	2,633	1,781	NA	852	NA	2,513	1,576	937	188	18.8	131	13.1
1955	2,554	1,779	NA	865	9	2,714	1,961	753	197	19.7	159	15.9
1954	2,873	1,848	13	1,025	10	3,037	2,111	926	151	15.1	176	17.6
1953	3,270	2,512	NA	1,103	4	2,513	1,816	697	167	16.7	167	16.7
1952	3,434	2,593	NA	841	7	2,536	1,540	996	276	27.6	137	13.7
1951	4,845	3,207	NA	1,638	17	2,617	1,795	822	434	36.2	132	11.0

Bold - North Texas record

*doesn't include forfeit to Mississippi State



↳ North Texas vs. Ranked Opponents (All rankings are from the Associated Press poll)

Date	Team	Ranking	Result	Location
Sept. 15, 2012	at Kansas State	No. 14	L, 35-21	Manhattan, Kansas
Sept. 1, 2012	at LSU	No. 1	L, 41-14	Baton Rouge, Louisiana
Sept. 17, 2011	at Alabama	No. 2	L, 41-0	Tuscaloosa, Alabama
Sept. 19, 2009	at Alabama	No. 4	L, 53-7	Tuscaloosa, Alabama
Sept. 13, 2008	at LSU	No. 7	L, 41-3	Baton Rouge, Louisiana
Sept. 1, 2007	at Oklahoma	No. 8	L, 79-10	Norman, Oklahoma
Sept. 2, 2006	at Texas	No. 3	L, 56-7	Austin, Texas
Oct. 29, 2005	at LSU	No. 7	L, 56-3	Baton Rouge, Louisiana
Sept. 4, 2004	at Texas	No. 7	L, 65-0	Austin, Texas
Aug. 30, 2003	at Oklahoma	No. 1	L, 37-3	Norman, Oklahoma
Aug. 31, 2002	at Texas	No. 4	L, 27-0	Austin, Texas
Sept. 8, 2001	at Oklahoma	No. 3	L, 37-10	Norman, Oklahoma
Sept. 23, 2000	at Kansas St.	No. 4	L, 55-10	Manhattan, Kansas
Sept. 26, 1998	at Texas A&M	No. 17	L, 28-9	College Station, Texas
Sept. 27, 1997	vs. Texas A&M	No. 22	L, 36-10	Irving, Texas (Texas Stadium)#
Sept. 14, 1996	at Arizona St.	No. 18	L, 52-7	Tempe, Arizona
Sept. 23, 1995	at Oklahoma	No. 10	L, 51-10	Norman, Oklahoma
Sept. 4, 1993	at Nebraska	No. 8	L, 76-14	Lincoln, Nebraska
Sept. 14, 1991	at Oklahoma	No. 9	L, 40-2	Norman, Oklahoma
Sept. 22, 1990	at Texas A&M	No. 12	L, 40-8	College Station, Texas
Sept. 5, 1987	at Oklahoma	No. 1	L, 69-14	Norman, Oklahoma
Sept. 20, 1986	at Texas A&M	No. 16	L, 48-28	College Station, Texas
Sept. 14, 1985	at Oklahoma St.	No. 8	L, 10-9	Stillwater, Oklahoma
Sept. 22, 1984	at SMU	No. 7	L, 24-6	Irving, Texas (Texas Stadium)\$
Sept. 24, 1983	at Texas	No. 2	L, 26-6	Austin, Texas
Oct. 2, 1982	at SMU	No. 7	L, 38-10	Irving, Texas (Texas Stadium)\$
Nov. 20, 1982	vs. Tulsa	No. 20	L, 38-20	Denton, Texas
Sept. 19, 1981	at Texas	No. 9	L, 23-10	Austin, Texas
Nov. 8, 1980	at BYU	No. 13	L, 41-23	Provo, Utah
Sept. 22, 1979	at SMU	No. 18	L, 20-9	Irving, Texas (Texas Stadium)\$
Oct. 14, 1978	at Texas	No. 12	L, 26-16	Austin, Texas
Sept. 3, 1977	at Mississippi St.	No. 16	L, 17-15	Starkville, Mississippi**
Oct. 29, 1977	at Florida St.	No. 20	L, 35-14	Tallahassee, Florida
Sept. 18, 1976	at Texas	No. 19	L, 17-14	Austin, Texas
Sept. 27, 1975	at Oklahoma St.	No. 17	L, 61-7	Stillwater, Oklahoma
Nov. 2, 1974	vs. San Diego St.	No. 20	W, 14-9	Denton, Texas
Oct. 28, 1972	at Arkansas	No. 18	L, 42-16	Fayetteville, Arkansas
Oct. 26, 1968	at Arkansas	No. 16	L, 17-15	Fayetteville, Arkansas
Oct. 23, 1965	at Arkansas	No. 1	L, 55-20	Little Rock, Arkansas
Sept. 22, 1956	at Ole Miss	No. 13	L, 45-0	Oxford, Mississippi
Sept. 17, 1954	at Ole Miss	No. 10	L, 35-12	Oxford, Mississippi
Oct. 3, 1953	at Mississippi St.	No. 11	L, 21-6	Starkville, Mississippi
Nov. 7, 1953	at Ole Miss	No. 12	L, 35-12	Oxford, Mississippi
Sept. 16, 1950	at Kentucky	No. 13	L, 25-0	Lexington, Kentucky
Oct. 9, 1948	at Nevada	No. 19	L, 48-7	Reno, Nevada

#-North Texas home game

\$-SMU home game

-game later forfeited to North Texas

Totals: 1-43

Home: 1-2

Away: 0-42

↳ Streaks

Longest Winning Streak In School History

1. 1932-33 9 games
2. 2003, Sept. 27 thru Dec. 16 8 games
- 1959, Sept. 17 thru Nov. 14 8 games
- 1947-48, Oct. 4 thru Jan. 1 8 games
5. four different times, most recent 2004 7 games

Longest Losing Streak In School History

1. 2008, Aug. 30 thru Oct. 25 8 games
- 1984, Sept. 15 thru Nov. 10 8 games
3. 1972, Sept. 16 thru Nov. 4 7 games
- 2005-06, Oct. 22 thru Sept. 9 7 games
5. Twice, most recent 2009 6 games



RECORDS

↳ all-time results

↳ The J. W. Pender Era 3-4 Career

1913 (0-1)

L.....TCU.....0-13

1914 (3-3)

L.....TCU.....0-40
L.....at SE Oklahoma.....0-39
W.....at Burleson College.....25-0
W.....DALLAS UNIVERSITY.....13-2
L.....TERRELL ACADEMY.....0-6
W.....at Sam Houston.....18-0

↳ The J.W. St. Clair Era 20-10-2

1915 (4-1)

W.....at Sam Houston.....6-0
W.....DECATUR BAPTIST.....75-0
W.....at Texas State.....14-0
W.....at Decatur Baptist.....53-0
L.....at Dallas University.....0-6

1916 (4-3-1)

W.....SE OKLAHOMA.....6-0
W.....at Decatur Baptist.....12-0
L.....at Dallas University.....0-42
L.....at Trinity.....7-12
T.....at Texas State.....0-0
W.....THORP SPRINGS.....48-0
L.....MERIDIAN.....12-13
W.....EAST TEXAS STATE.....40-7

1917 (6-1)

10/1.....L.....at Burleson College.....0-14
10/8.....W.....at Hardin Simmons.....14-8
10/15.....W.....SE OKLAHOMA.....27-0
10/29.....W.....at Austin College.....19-13
11/5.....W.....at Decatur Baptist.....48-0
11/19.....W.....DALLAS UNIVERSITY...13-0
11/23.....W.....MERIDIAN.....25-7

1918 (1-2-1)

L.....AUSTIN COLLEGE.....7-9
L.....at TCU.....0-39
T.....at SE Oklahoma.....7-7
W.....DECATUR BAPTIST.....25-3

1919 (5-3)

10/4.....W.....at TCU.....14-6
10/11.....W.....DALLAS UNIVERSITY...87-6
10/18.....W.....at Tarleton State.....44-0
10/25...W.....SE OKLAHOMA.....53-6
11/1.....L.....at Hardin-Simmons.....0-23
11/8.....L.....at Burleson College.....0-16
11/15.....L.....at Austin College*.....0-1
11/22.....W.....at Edmond Normal.....35-6
*Forfeit

↳ The Theron J. Fouts Era 23-14-2 Career

1920 (7-1)

W.....at Burleson College.....48-12
W.....at Hardin-Simmons.....7-6
W.....OKLAHOMA BAPTIST.....29-0
W.....MERIDIAN.....41-0
W.....SE OKLAHOMA.....47-0
L.....at Tarleton State.....7-20
W.....BAYLOR FRESHMAN.....28-0
W.....TEXAS STATE.....20-6

1921 (3-3)

W.....at UTA.....41-6
L.....HARDIN-SIMMONS.....0-6
L.....TARLETON STATE.....0-13
W.....at Wesley College.....33-6
W.....BURLESON COLL.....61-12
L.....at Texas State.....0-14

1922 (5-2-1)

L.....Baylor.....0-55
L.....at SMU.....0-66
W.....at Burleson College.....13-9
T.....UT-Arlington.....7-7
W.....East Texas State.....30-0
W.....TRINITY.....13-6
W.....UTA.....6-0
W.....TEXAS STATE.....16-13

1923 (3-5)

L.....at SMU.....0-41
L.....at Baylor.....7-33
L.....UTA.....12-30
L.....at Trinity.....0-6
W.....SAM HOUSTON.....18-6
W.....WEST TEXAS STATE.....14-6
L.....at Austin College.....0-28
W.....at Texas State.....12-7

1924 (5-3-1)

L.....at SMU.....3-7
L.....at Baylor.....0-30
W.....at Decatur Baptist.....15-3
W.....at Daniel Baker.....10-0
L.....TEXAS STATE.....6-10
W.....at Sam Houston.....7-0
W.....at Hardin-Simmons.....12-7
W.....at West Texas State.....14-7
T.....TRINITY.....0-0

↳ The John B. Reid Era 16-18-3 Career

1925 (6-4)

9/26.....L.....at SMU.....0-48
10/3.....L.....at Baylor.....6-20
10/10...W.....at Decatur Baptist.....27-0
10/17...W.....at Stephen F. Austin.....10-0
10/23...W.....E. TEXAS STATE.....33-13
10/30...W.....at West Texas State.....6-0
11/6.....L.....at Hardin-Simmons.....0-10
11/11...W.....DANIEL BAKER.....13-8
11/19...W.....at Texas State.....10-6
11/26...L.....TRINITY.....6-16

1926 (5-3-1)

9/24.....L.....at SMU.....0-42
.....W.....DECATUR BAPTIST.....16-0
.....W.....at Stephen F. Austin.....9-6
10/23...L.....ABILENE CHRISTIAN..10-13
10/30...W.....WEST TEXAS STATE.....16-3
.....T.....HARDIN SIMMONS.....7-7
.....W.....at East Texas State.....21-7
11/18...W.....TEXAS STATE.....13-12
.....L.....at Trinity.....7-14

1927 (1-6-2)

L.....at SMU.....0-68
L.....at Hardin-Simmons.....0-14
W.....DECATUR BAPTIST.....12-0
T.....STEPHEN F. AUSTIN.....12-12
L.....ABILENE CHRISTIAN.....0-33
L.....at Texas State.....0-38
L.....at McMurry.....0-15
T.....EAST TEXAS STATE.....7-7
L.....at Trinity.....0-37

1928 (4-5)

L.....at SMU.....6-33
L.....at Baylor.....0-40
W.....DECATUR BAPTIST.....33-0
W.....at Stephen F. Austin.....14-7
W.....TEXAS STATE.....17-0
L.....at Texas A&M.....0-44
L.....at East Texas State.....12-13
L.....MCMURRY.....0-2
W.....at Austin College.....6-0

↳ The Jack Sisco Era 74-37-10 Career

1929 (4-3-2)

L.....at SMU.....3-13
L.....at TCU.....0-25
W.....at Decatur Baptist.....97-0
W.....STEPHEN F. AUSTIN.....31-0
W.....at Trinity.....7-0
L.....at Baylor.....0-32
W.....EAST TEXAS STATE.....34-0
T.....at Texas State.....0-0
T.....at Sam Houston.....6-6

1930 (5-4-1)

9/20.....L.....TCU.....0-47
9/27.....L.....at Baylor.....0-33
10/3.....L.....at Austin College.....0-6
10/10...T.....at Southwestern.....13-13
10/17...W.....TRINITY.....9-6
10/24...W.....at Abilene Christian.....20-12
11/1.....W.....at Stephen F. Austin.....13-6
11/11...W.....at East Texas State.....19-0
11/18...L.....at Sam Houston.....0-13
11/28...W.....TEXAS STATE.....13-0

TIAA Conference Champions

1931 (8-3)

9/19.....L.....at TCU.....6-33
9/26.....L.....at SMU.....0-13
10/2.....W.....AUSTIN COLLEGE.....21-6
10/9.....W.....at Southwestern.....25-0
10/17...L.....TRINITY.....0-7
10/23...W.....at Abilene Christian.....6-0
10/31...W.....STEPHEN F. AUSTIN.....33-0
11/11...W.....at East Texas State.....13-0
11/16...W.....SAM HOUSTON.....19-0
11/25...W.....at Texas State.....20-0
12/8.....W.....DANIEL BAKER.....32-13

Lone Star Conference Champions

1932 (8-1-1)

L.....at TCU.....2-14
T.....at SMU.....0-0
W.....AUSTIN COLLEGE.....54-0
W.....at Southwestern.....20-0
W.....ABILENE CHRISTIAN.....13-0
W.....STEPHEN F. AUSTIN.....31-0
W.....at Sam Houston St.....7-6
W.....at East Texas State.....27-6
W.....at Trinity.....20-0
W.....TEXAS STATE.....6-0

1933 (3-4-2)

W.....at SMU.....7-0
L.....TCU.....0-13
T.....SOUTHWESTERN.....0-0
L.....at Abilene Christian.....0-6
W.....at Stephen F. Austin.....22-6
L.....at Sam Houston.....7-19
L.....EAST TEXAS STATE.....0-6
W.....TRINITY.....13-0
T.....at Texas State.....0-0

1934 (5-4)

9/22.....L.....at SMU.....0-33
9/29.....L.....at TCU.....0-27
10/5.....W.....at Southwestern.....6-0
10/15...W.....ABILENE CHRISTIAN.....6-0
10/26...W.....STEPHEN F. AUSTIN.....14-0
11/1.....L.....at Sam Houston.....0-7
11/9.....L.....at East Texas State.....0-3
11/16...W.....TRINITY.....21-9
11/23...W.....at Texas State.....3-0

Lone Star Conference Co-Champions

1935 (5-3-1)

9/21.....L.....at SMU.....0-29
9/28.....L.....at TCU.....11-28
10/4.....W.....SOUTHWESTERN.....34-0
10/11...T.....at Abilene Christian.....13-13
10/25...L.....at Stephen F. Austin.....7-9
11/1.....W.....SAM HOUSTON.....20-0
11/8.....W.....EAST TEXAS STATE.....30-6
11/15...W.....at Trinity.....13-8
11/22...W.....at Texas State.....6-0

Lone Star Conference Champions

1936 (6-2-1)

9/26.....L.....at SMU.....0-6
10/3.....L.....at Southwestern.....7-12
10/9.....W.....ABILENE CHRISTIAN.....18-0
10/16...W.....STEPHEN F. AUSTIN.....27-7
10/22...T.....at Austin College.....0-0
10/30...W.....at Sam Houston.....27-7
11/6.....W.....at East Texas State.....6-0
11/13...W.....TRINITY.....26-6
11/20...W.....TEXAS STATE.....14-0

1937 (4-4-2)

9/18.....L.....AUSTIN COLLEGE.....0-6
9/25.....L.....at SMU.....3-14
10/1.....L.....SOUTHWESTERN.....6-7
10/8.....W.....ABILENE CHRISTIAN..22-14
10/16...T.....at McMurry.....0-0
10/23...T.....at Stephen F. Austin.....6-6
10/29...W.....SAM HOUSTON.....13-6
11/5.....W.....at Texas State.....10-3
11/12...W.....at Trinity.....14-7
11/20...L.....EAST TEXAS STATE.....0-20

1938 (7-4)

9/18.....W.....at Howard Payne.....13-0
9/24.....L.....at SMU.....7-34
10/1.....W.....at Southwestern.....27-6
10/8.....L.....at Abilene Christian.....0-6
10/14...W.....MCMURRY.....46-7
10/21...W.....STEPHEN F. AUSTIN.....27-6
10/28...L.....at Sam Houston.....0-18
11/4.....W.....at Texas State.....7-6
11/12...W.....at Austin College.....32-2
11/19...L.....at East Texas State.....3-7
12/2.....W.....PITTSBURG STATE.....28-0

Lone Star Conference Champions

1939 (6-1)

9/23.....W.....at Abilene Christian.....9-0
10/7.....L.....at SMU.....0-16
10/20...W.....at Stephen F. Austin.....14-0
10/29...W.....SAM HOUSTON.....24-13
11/3.....W.....at Texas State.....26-0
11/11...W.....AUSTIN COLLEGE.....27-0
11/18...W.....EAST TEXAS STATE.....16-13



Lone Star Conference Champions

1940 (6-3)

9/21.....L..... at Abilene Christian..... 13-19
9/28.....L..... at Baylor..... 20-27
10/5.....L..... at SMU..... 7-20
10/11...W... ARK-MONTICELLO..... 79-0
10/18...W... STEPHEN F. AUSTIN..... 27-0
10/25...W... at Sam Houston..... 7-6
11/1.....W... TEXAS STATE..... 22-0
11/8.....W... AUSTIN COLLEGE..... 14-0
11/16....W... at East Texas State..... 10-7

Lone Star Conference Champions

1941 (7-1)

9/27.....L..... at SMU..... 0-54
10/4.....W... at Hardin-Simmons..... 7-3
10/10...W... ARKANSAS A&M..... 60-0
10/17....W... at Stephen F. Austin..... 28-0
10/24...W... SAM HOUSTON..... 19-0
10/31....W... at Texas State..... 10-6
11/7.....W... AUSTIN COLLEGE..... 26-6
11/15...W... EAST TEXAS STATE..... 15-8

↳ The Lloyd Russell Era 3-5 Career

1942 (3-5)

9/18.....L..... at Howard Payne..... 0-14
9/26.....L..... at SMU..... 7-26
10/3.....L..... at Hardin-Simmons..... 0-34
10/10...W... FORT HOOD..... 47-0
10/24....L..... at Sam Houston..... 20-21
10/30...W... TEXAS STATE..... 10-6
11/6.....W... AUSTIN COLLEGE..... 32-12
11/13....L..... at East Texas State..... 7-16

1943-45

(North Texas did not have a football team because of World War II)

↳ The Odus Mitchell Era 122-85-9

Lone Star Conference Champions

1946 (7-3-1)

9/21.....L..... at Texas A&M..... 0-47
9/28.....W... AUSTIN COLLEGE..... 14-0
10/5.....L..... at Abilene Christian..... 0-6
10/12...W... at Fort Sam Houston..... 23-7
10/19...L..... SAM HOUSTON..... 0-12
10/26...W... at Stephen F. Austin..... 9-0
11/2.....W... at Southwest Texas..... 6-0
11/9.....T... at McMurry..... 7-7
11/16....W... at Houston..... 7-3
11/23...W... EAST TEXAS STATE..... 47-7
12/21...W... Pacific #..... 14-13

Optimist Bowl (Houston, Texas)

Lone Star Conference Champions

1947 (10-2)

9/13.....W... at Midwestern..... 27-6
9/20.....W... BROOKE GEN. HOSP..... 44-0
9/27.....L..... at Arkansas..... 0-12
10/4.....W... at Florida..... 20-12
10/18...W... STEPHEN F. AUSTIN..... 13-7
10/25...W... at Sam Houston..... 27-0
11/1.....W... TEXAS STATE..... 27-7
11/7.....W... at Trinity..... 33-7
11/15...W... HOUSTON..... 33-0
11/22...W... at East Texas State..... 12-6
11/27...W... at Chattanooga..... 14-7
1/1.....L..... at Nevada #..... 6-13

Salad Bowl (Phoenix, Ariz.)

1948 (6-4)

9/17.....L..... at Oklahoma City..... 6-14
9/25.....W... RANDOLPH FIELD..... 86-0
10/2.....W... at West Texas State..... 20-7
10/9.....L..... at #19 Nevada..... 7-48
10/16...W... at Stephen F. Austin*..... 19-6
10/23...W... SAM HOUSTON*..... 37-7
10/30...L..... at Texas State*..... 14-24
11/6.....W... TRINITY..... 27-12
11/13...L..... at Houston..... 6-8
11/20...W... EAST TEXAS ST.* (HC) .. 27-7

1949 (8-4)

9/10.....W... at Howard Payne..... 34-14
9/17.....L..... at Hardin-Simmons..... 7-13
9/24.....L..... at Arkansas..... 19-33
9/30.....W... at Oklahoma City..... 26-7
10/8.....L..... MIDWESTERN*..... 17-20
10/15...W... STEPHEN F. AUSTIN..... 25-6
10/22...W... at Sam Houston St..... 41-14
10/29...W... TEXAS STATE..... 41-7
11/5.....W... at Trinity*..... 32-21
11/12...W... HOUSTON* (HC)..... 28-23
11/19...W... at East Texas State..... 59-6
11/24...L..... at Nevada..... 7-28

Gulf Coast Conference

Co-Champions

1950 (7-2-1)

9/16.....L..... at #13 Kentucky..... 0-25
9/23.....W... at East Texas State..... 42-20
9/30.....L..... at Arkansas..... 6-50
10/7.....W... at SW Oklahoma..... 76-6
10/13...T... at Midwestern..... 7-7
10/21...W... at Chattanooga..... 19-14
11/4.....W... TRINITY..... 35-6
11/11...W... at Houston..... 16-13
11/18...W... NEVADA..... 34-21
11/25...W... at Fresno State..... 31-12

Gulf Coast Conference

Champions

1951 (8-4)

9/15.....W... at Lamar..... 54-6
9/22.....W... at UTEP..... 33-0
9/29.....W... at Sul Ross..... 62-6
10/5.....W... EAST TEXAS STATE..... 48-7
10/12...W... at West Texas State..... 42-14
10/19...L..... CARSWELL AFB..... 6-13
10/27...L..... at Pacific..... 0-34
11/3.....W... at Trinity..... 32-0
11/10...W... MIDWESTERN..... 61-0
11/17...W... FRESNO STATE..... 62-0
11/22...L..... at UT-Chattanooga..... 20-32
12/5.....L..... HOUSTON..... 14-20

Gulf Coast Conference Champions

1952 (7-3)

9/20.....W... at UTEP..... 27-14
9/27.....W... NORTH DAKOTA #..... 55-0
10/4.....L..... at Dayton..... 14-20
10/11...L..... at Mississippi State..... 0-14
10/18...L..... HARDIN-SIMMONS..... 13-28
10/25...W... at Memphis..... 38-14
11/1.....W... TRINITY..... 34-7
11/8.....W... TEXAS TECH..... 34-19
11/15...W... CARSWELL AFB..... 28-14
11/27...W... at Midwestern..... 33-7

First game at Fouts Field

1953 (3-6-1)

9/26.....L..... ARIZONA STATE..... 0-14
10/3.....L..... at #11 Mississippi State..... 6-21
10/9.....W... SAN DIEGO NAVY..... 27-12
10/17...W... MIDWESTERN..... 39-7
10/24...L..... at UTEP..... 21-26
10/31...T... at San Jose State..... 13-13
11/7.....L..... at #12 Mississippi..... 7-40
11/14...W... WEST TEXAS STATE..... 38-6
11/21...L..... at Hardin-Simmons..... 10-14
11/28...L..... at Trinity..... 6-14

1954 (4-6)

9/17.....L..... at #10 Mississippi..... 12-35
10/2.....W... SOUTHERN MISS..... 15-7
10/9.....W... HARDIN-SIMMONS..... 20-7
10/15...L..... at UT-Chattanooga..... 19-20
10/23...L..... UTEP..... 0-6
10/30...L..... SAN JOSE STATE..... 20-27
11/6.....L..... at Mississippi State..... 26-48
11/13...W... at Arizona State..... 20-13
11/20...L..... TRINITY..... 0-13
11/24...W... at Midwestern..... 19-0

Gulf Coast Conference

Co-Champions

1955 (5-4-1)

9/24.....T... at UTEP..... 7-7
10/1.....L..... at Mississippi..... 0-33
10/8.....L..... at S. Mississippi..... 0-26
10/15...W... Hardin-Simmons \$..... 30-19
10/22...W... MIDWESTERN..... 40-13
10/29...L..... at Mississippi State..... 7-20
11/5.....L..... CHATTANOOGA..... 6-14
11/12...W... MCMURRY..... 38-21
11/19...W... EMPORIA STATE..... 62-0
12/3.....W... TRINITY..... 7-6

\$ game played in Odessa, TX

Gulf Coast Conference

Co-Champions

1956 (7-2-1)

9/22.....L..... at #13 Mississippi..... 0-45
9/29.....L..... at Arizona State..... 7-27
10/6.....W... SAN DIEGO NAVY..... 65-6
10/13...W... at Midwestern..... 14-7
10/20...W... UTEP..... 13-6
10/26...W... at Youngstown..... 19-12
11/3.....T... TRINITY..... 7-7
11/10...W... MCMURRY..... 23-7
11/17...W... ABILENE CHRISTIAN..... 20-7
11/24...W... at Chattanooga..... 20-7

1957 (5-5)

9/21.....L..... at UTEP..... 13-14
9/28.....L..... OKLAHOMA STATE* .. 19-25
10/5.....L..... DRAKE*..... 6-19
10/12...L..... at Abilene Christian..... 20-28
10/19...W... at Tulsa*..... 14-12
10/26...W... at San Jose State..... 12-6
11/2.....L..... at Trinity *..... 13-26
11/9.....W... UT-CHATTANOOGA..... 12-0
11/16...W... YOUNGSTOWN..... 68-13
11/23...W... MCMURRY..... 14-7

Missouri Valley Conference Champions

1958 (7-2-1)

9/20.....W... UTEP..... 26-8
9/27.....L..... at Oklahoma State..... 14-21
10/4.....T... NEW MEXICO STATE..... 43-12
10/11...W... at Drake..... 42-0
10/18...W... at BYU..... 12-6
10/25...W... TULSA*..... 8-7
11/1.....T... CINCINNATI*..... 8-8
11/8.....L..... at Wichita State*..... 13-15
11/15...W... HOUSTON*..... 10-6
11/22...W... at Louisville..... 21-10

Missouri Valley Conference Champions

1959 (9-2)

9/17.....W... at Hardin-Simmons..... 46-24
9/26.....W... at UTEP..... 31-7
10/3.....W... WEST TEXAS STATE..... 28-6
10/10...W... at Cincinnati*..... 21-6
10/17...W... PENSACOLA NAVY..... 43-0
10/24...W... at Houston*..... 7-6
10/31...W... WICHITA STATE*..... 12-0
11/7.....W... LOUISVILLE (NT: #20)..... 39-7
11/14...L..... at Tulsa* (NT: #16)..... 6-17
11/21...W... DRAKE..... 62-2
12/31...L..... at New Mexico State#..... 8-28

Sun Bowl (El Paso, Texas)

1960 (2-6-1)

9/24.....T... UTEP..... 16-16
10/1.....L..... CINCINNATI*..... 0-21
10/8.....L..... MEMPHIS..... 0-44
10/15...L..... at West Texas State..... 6-14
10/22...W... DRAKE..... 29-7
10/29...L..... HOUSTON..... 16-41
11/5.....W... HARDIN-SIMMONS..... 26-19
11/12...L..... at Tulsa*..... 8-12
11/19...L..... at Wichita State*..... 6-34

1961 (5-4-1)

9/23.....W... at Hardin-Simmons..... 9-7
9/30.....W... BRIGHAM YOUNG..... 41-30
10/7.....T... NEW MEXICO STATE .. 14-14
10/14...L..... WICHITA STATE*..... 14-26
10/21...W... TULSA*..... 23-12
10/28...L..... at Cincinnati*..... 9-21
11/4.....W... DRAKE..... 28-21
11/11...L..... at Memphis..... 0-41
11/18...L..... LOUISVILLE..... 0-20
11/25...W... at UTEP..... 24-14



RECORDS

↳ all-time results

1962 (6-4)

9/22..... W ... UTEP	19-6
9/29..... L MEMPHIS	6-14
10/6..... W ... HARDIN-SIMMONS	29-8
10/13.... L at Tulsa.....	0-34
10/20 ... W ... CINCINNATI	14-8
10/27.... L at New Mexico State	12-48
11/3..... W ... at Wichita State.....	9-7
11/10 ... W ... WEST TEXAS STATE	20-13
11/17.... L at Louisville.....	10-14
11/24.... W ... at Southern Illinois	55-30

1963 (3-6)

9/21..... L at UTEP	7-34
9/28..... W ... LOUISVILLE	26-6
10/5..... L at West Texas State	16-38
10/12.... L at Memphis	0-21
10/19 ... L TULSA	21-22
10/26.... W ... WICHITA STATE	7-3
11/2..... L at Abilene Christian	6-20
11/9..... L at Cincinnati	7-39
11/16 ... W ... HARDIN-SIMMONS	18-12

1964 (2-7-1)

9/19..... T UTEP	0-0
9/26..... L BOWLING GREEN	7-21
10/3..... W ... at Louisville*	22-0
10/10.... L WEST TEXAS STATE	13-21
10/17 ... W ... NEW MEXICO STATE	7-13
10/24.... L at San Diego Marines.....	3-16
10/31.... W ... at Southern Illinois	14-13
11/7..... L CINCINNATI*	6-27
11/14.... L at Tulsa*	0-47
11/21.... L at Wichita State*	6-14

1965 (3-7)

9/18..... L at UTEP	15-61
9/25..... W ... PARSONS COLLEGE	26-7
10/2..... L LOUISVILLE*	21-29
10/9..... L at Tampa	14-17
10/16.... L TULSA*	20-27
10/23.... L at #1 Arkansas\$	20-55
10/30.... W ... at Cincinnati*	28-24
11/6..... W ... WICHITA STATE*	24-21
11/13.... L MEMPHIS	0-28
11/20.... L at New Mexico State	13-43

\$ Played in Little Rock, Ark.

Missouri Valley Conference Champions

1966 (8-2)

9/17..... W ... NEW MEXICO STATE	25-21
9/24..... W ... UTEP	12-9
10/1..... W ... at Louisville*	20-19
10/8..... W ... TAMPA	41-6
10/15.... L at Tulsa*	27-30
10/22 ... W ... SOUTHERN ILLINOIS.....	53-6
10/29.... L at Drake	13-17
11/5..... W ... CINCINNATI*	35-13
11/12.... W ... at Wichita State*	30-13
11/19 ... W ... UT-CHATTANOOGA	42-7

↳ The Rod Rust Era 29-32-1 Career

Missouri Valley Conference

Champions

1967 (7-1-1)

9/23..... W ... DRAKE	31-0
9/30..... W ... LOUISVILLE*	30-28
10/7..... T at New Mexico.....	31-31
10/14 ... W ... COLORADO STATE	21-10
10/21.... W ... at Southern Illinois	37-0
10/28.... W ... at Cincinnati*	34-14
11/11 ... W ... WICHITA STATE*	20-14
11/18 ... W ... TULSA*	54-12
11/25.... L at Memphis	20-29

1968 (8-2)

9/21..... W ... NEW MEXICO STATE	47-20
9/28..... W ... at Colorado State.....	17-12
10/5..... L MEMPHIS*	12-30
10/12 ... W ... N. MICHIGAN	17-3
10/19 ... W ... at Tulsa*	20-17
10/26.... L at #16 Arkansas	15-17
11/2..... W ... CINCINNATI*	55-34
11/9..... W ... at UTEP	34-31
11/16.... W ... at Louisville*	36-14
11/23.... W ... at Wichita State*	44-6

1969 (7-3)

9/20..... W ... UL LAFAYETTE.....	40-6
9/27..... L at Memphis*	13-15
10/4..... L at Drake	23-27
10/11 ... W ... WEBER STATE	35-13
10/18.... W ... at New Mexico State	30-12
10/25 ... W ... LOUISVILLE*	31-13
11/1..... W ... at Cincinnati*	31-30
11/8..... W ... WICHITA STATE*	47-0
11/15 ... W ... TULSA*	42-16
11/22.... L at San Diego State.....	24-42

1970 (3-8)

9/12..... L at BYU	7-10
9/19..... L SAN DIEGO STATE	0-23
9/26..... L at Louisville	2-13
10/3..... W ... DRAKE	37-13
10/10.... L at Tampa	7-18
10/17.... W ... at West Texas State	11-10
10/24 ... L MEMPHIS	7-28
10/31 ... L NEW MEXICO STATE	31-32
11/7..... L CINCINNATI	10-30
11/21.... W ... at Wichita State	41-24
12/5..... L at Tulsa	20-26

1971 (3-8)

9/10..... L BYU %	13-41
9/18..... L at Weber State	0-20
9/25..... L at New Mexico State*	0-10
10/9..... L AKRON	6-20
10/16 ... W ... LOUISVILLE* #	20-17
10/23.... L at Arkansas	21-60
10/30 ... W ... DRAKE*	21-12
11/6..... L at Cincinnati	7-40
11/13.... L at Memphis*	8-47
11/20 ... W ... WICHITA STATE* #	31-10
12/4..... L at San Diego State.....	28-44

% game played at Cotton Bowl (Dallas, Texas)
game played at Texas Stadium (Irving, Texas)

1972 (1-10)

9/16..... L at Long Beach State.....	21-24
9/23..... L SAN DIEGO STATE #	0-25
9/30..... L at Drake*	8-54
10/7..... L at Wichita State*	6-23
10/14.... L at Louisville*	6-56
10/21 ... L MEMPHIS* #	6-7
10/28.... L at #18 Arkansas	16-42
11/4..... W ... CINCINNATI #	27-25
11/11 ... L NEW MEXICO ST*	22-36
11/18 ... L W. TEXAS ST* #	14-17
11/25.... L at Tulsa*	22-45

game played at Texas Stadium

↳ The Hayden Fry Era 40-23-3 Career

Missouri Valley Conference

Champions

1973 (5-5-1)

9/8..... L UTA #	7-31
9/15..... L at Memphis	3-24
9/22..... W ... WEST TEXAS STATE*	32-15
9/29.... T LONG BEACH STATE	0-0
10/13.... W ... at Louisville*	7-6
10/20 ... W ... DRAKE*	19-7
10/27.... W ... at New Mexico State*	27-7
11/3..... L at Cincinnati	3-52
11/10 ... W ... WICHITA STATE*	31-21
11/17 ... L TULSA*	15-24
11/24.... L at San Diego State.....	9-56

game played at Texas Stadium (Irving, Texas)

1974 (2-7-2)

9/14..... L SMU #	6-7
9/21..... L at Tulsa	6-31
9/28..... L LAMAR	7-27
10/5..... T at Drake*	24-24
10/12 ... L LOUISVILLE*	10-24
10/19 ... W ... NEW MEXICO STATE*	24-19
10/26 ... L MEMPHIS	0-41
11/2..... W ... #20 SAN DIEGO STATE	14-9
11/9..... T at Wichita State*	10-10
11/16.... L at West Texas State*	14-21
11/23 ... L LONG BEACH STATE	19-35

game played at Texas Stadium (Irving, Texas)

1975 (7-4)

9/4..... W ... UTA #	27-14
9/13.... W ... at Drake	7-3
9/20.... L at San Diego State.....	12-30
9/27.... L at #17 Oklahoma State.....	7-61
10/4..... L at Memphis	19-21
10/11 ... W ... HOUSTON #	28-0
10/18.... L at Mississippi State	12-15
10/25.... W ... at Tennessee	21-14
11/8..... W ... CAL POLY POMONA	27-17
11/15.... W ... at New Mexico State	24-20
11/29 ... W ... WEST TEXAS STATE	16-15

game played at Texas Stadium (Irving, Texas)

1976 (7-4)

9/4..... L at Mississippi State +	0-7
9/11.... W ... UTA	24-7
9/18..... L at #19 Texas	14-17
9/25.... L SMU#	31-38
10/2..... L at Oklahoma State	10-16
10/9..... W ... at Cal Poly Pomona	21-10
10/16.... W ... at West Texas State	10-7
10/23.... W ... at New Mexico State	25-14
10/30.... W ... at Louisiana Tech\$	14-8
11/13 ... L FLORIDA STATE	20-21
11/20 ... W ... DRAKE	63-0

+ game forfeited to North Texas
\$ game played at Texas Stadium (Irving, Texas)
game played in Shreveport, La.

1977 (10-1)

9/3..... L at #16 Mississippi State +	15-17
9/10.... W ... at UTEP	41-10
9/17.... W ... SMU #	24-13
9/24.... W ... WEST TEXAS STATE	31-20
10/1..... W ... at Richmond	47-14
10/8..... W ... at Southern Miss	27-14
10/15 ... W ... UTA #	15-6
10/22.... W ... at Memphis State	20-19
10/29.... L at #20 Florida State	14-35
11/5..... W ... NEW MEXICO STATE	45-17
11/19.... W ... at Louisiana Tech	41-14

game played at Texas Stadium (Irving, Texas)
+ game forfeited to North Texas

1978 (9-2)

9/2..... W ... UTEP	49-0
9/9..... L MISSISSIPPI STATE #	5-17
9/16.... W ... UTA #	28-23
9/23.... W ... at New Mexico State	22-21
10/30.... W ... OKLAHOMA STATE #	12-7
10/7..... W ... at West Texas State	35-0
10/14.... L at #12 Texas	16-26
10/28.... W ... at Louisiana Tech	16-14
11/4..... W ... SOUTHERN MISS	25-12
11/11 ... W ... ULM	28-6
11/18 ... W ... MEMPHIS	41-24

game played at Texas Stadium

The Jerry Moore Era 11-11 Career

1979 (5-6)

9/1..... W ... UTEP	35-0
9/8..... L at Oklahoma State	7-25
9/15.... W ... UTA #	19-14
9/22.... L #18 SMU #	9-20
9/29.... L at Kansas	18-37
10/6..... L at Southern Miss	10-30
10/13 ... W ... NEW MEXICO STATE	21-7
10/20 ... W ... WEST TEXAS STATE	28-14
10/27 ... L at Memphis	0-22
11/3..... W ... at Louisiana Tech	19-17
11/17 ... L at East Carolina	16-49

game played at Texas Stadium (Irving, Texas)



1980 (6-5)

9/6..... W... at UTA	31-14
9/13..... L..... SMU #.....	9-28
9/20..... W... at UTEP	35-15
9/27..... L..... at Houston.....	20-24
10/4..... W... UL LAFAYETTE.....	22-20
10/11..... L..... at Tulsa.....	27-28
10/18..... W... at Memphis.....	29-10
11/1..... W... at New Mexico State.....	38-28
11/8..... L..... at #13 BYU.....	23-41
11/15... W... ULM	26-18
11/22..... L..... at Miami	8-26

game played at Texas Stadium (Irving, Texas)

↳ The Bob Tyler Era 2-9 Career

1981 (2-9)

9/5..... L..... at Kentucky.....	6-28
9/12..... L..... SMU#.....	7-34
9/19..... L..... at #9 Texas.....	10-23
9/26..... L..... at UL Lafayette.....	11-34
10/3..... L..... OKLAHOMA STATE %.....	0-9
10/10... W... NEW MEXICO STATE.....	38-16
10/24... L..... UTA%.....	6-7
10/31... L..... SOUTHERN MISS.....	0-22
11/7..... L..... at Auburn.....	0-20
11/14... W... at ULM.....	17-14
11/28... L..... at San Jose State.....	16-28

game played at Texas Stadium (Irving, Texas)
% game played at Cotton Bowl (Dallas, Texas)

↳ The Corky Nelson Era 48-52-1 Career

1982 (2-9)

9/4..... L..... at Baylor	17-21
9/11..... L..... at Oklahoma State.....	6-27
9/18..... L..... ULM	15-38
9/25..... L..... UL LAFAYETTE.....	14-31
10/2..... L..... at #7 SMU	10-38
10/9..... W... at UTA	17-3
10/23... W... at West Texas State.....	22-24
10/30... L..... NEW MEXICO.....	17-20
11/6..... L..... at New Mexico State.....	19-30
11/13... W... at Richmond	22-13
11/20... L..... #20 TULSA.....	20-38

Southland Conference Champions

1983 (8-4)

9/3..... W... WEST TEXAS STATE.....	32-3
9/10..... L..... at Oklahoma State.....	13-20
9/17..... W... NEW MEXICO STATE.....	49-3
9/24..... L..... at #2 Texas.....	6-26
10/1..... W... at New Mexico	18-8
10/8..... W... at Arkansas State*.....	17-0
10/15... W... at McNeese State*.....	17-10
10/22... L..... LOUISIANA TECH*.....	18-25
10/29... W... LAMAR*.....	10-0
11/5..... W... at ULM*.....	27-7
11/12... W... UTA*.....	52-15
11/19... L..... at Nevada #.....	17-20

NCAA Div. I-AA Playoffs

1984 (2-9)

9/1..... W... ANGELO STATE.....	7-3
9/15..... L..... at Lamar	6-10
9/22..... L..... at #13 SMU#.....	6-24
9/29..... L..... at Louisiana Tech.....	12-17
10/6..... L..... at Arkansas State.....	9-14
10/13... L..... MCNEESE STATE.....	7-26
10/20... L..... at TCU.....	3-34
10/27... L..... TEXAS STATE.....	19-27
11/3..... L..... at Kentucky.....	7-31
11/10... W... ULM	10-3
11/17... L..... at UTA	0-22

game played at Texas Stadium (Irving, Texas)

1985 (4-6-1)

9/7..... W... NORTHWESTERN STATE.....	34-14
9/14..... L..... at #8 Oklahoma State.....	9-10
9/21..... L..... at Texas Tech.....	7-28
9/28..... W... at Kansas State.....	22-10
10/5..... L..... LOUISIANA TECH.....	8-33
10/12... L..... at Arkansas State.....	0-56
10/19... L..... at TCU.....	10-14
10/26... T... at McNeese State.....	0-0
11/9..... W... LAMAR.....	20-0
11/16... L..... at ULM.....	17-18
11/23... W... UTA.....	23-20

1986 (6-4)

9/6..... W... at Texas State.....	7-0
9/20..... L..... at #16 Texas A&M.....	28-48
9/27..... W... MCNEESE STATE.....	21-13
10/4..... L..... at Louisiana Tech.....	10-17
10/11... W... NORTHWESTERN STATE.....	24-3
10/18... W... at TCU.....	24-20
10/25... W... at Lamar	33-13
11/1..... L..... at UNLV.....	26-27
11/8..... L..... ARKANSAS STATE.....	21-43
11/15... W... ULM.....	28-20

1987 (7-5)

9/5..... L..... at #1 Oklahoma.....	14-69
9/12..... W... TEXAS STATE.....	20-3
9/19..... W... at Northwestern State.....	15-13
9/26..... W... at McNeese State.....	38-16
10/3..... W... ABILENE CHRISTIAN.....	26-3
10/10... W... at Sam Houston St.....	41-24
10/17... L..... at TCU.....	10-19
10/31... W... at Stephen F. Austin.....	1614
11/7..... L..... at Arkansas State.....	20-27
11/14... L..... at ULM.....	23-24
11/21... W... LOUISIANA TECH.....	10-5
11/28... L..... at ULM #.....	9-30

NCAA Div. I-AA Playoffs (Monroe, La.)

1988 (8-4)

9/3..... W... at Texas Tech.....	29-24
9/17..... W... ARKANSAS STATE.....	49-21
9/24..... L..... at Texas.....	24-27
10/1..... W... E. WASHINGTON.....	51-0
10/8..... W... ULM.....	26-23
10/15... W... MCNEESE STATE.....	37-0
10/22... W... at Sam Houston St.....	24-3
10/29... L..... at Stephen F. Austin.....	10-17
11/5..... L..... NORTHWESTERN STATE.....	17-25
11/12... W... at Texas State.....	30-10
11/19... W... at Rice.....	33-17
11/25... L..... at Marshall #.....	0-7

NCAA Div. I-AA Playoffs (Huntington, W.Va.)

1989 (5-6)

9/9..... W... ABILENE CHRISTIAN... 35-19	
9/16..... W... MURRAY STATE.....	28-14
9/23..... W... at Arkansas State.....	20-17
9/30..... L..... at Kansas State.....	17-20
10/7..... L..... at Northwestern State*.....	7-30
10/14... L..... STEPHEN F. AUSTIN* ..	16-35
10/21... L..... SAM HOUSTON ST.*.....	6-14
10/28... L..... at SMU.....	9-35
11/4..... W... at McNeese State*.....	31-19
11/11... L..... TEXAS STATE*.....	20-25
11/18... W... at ULM*.....	28-25

1990 (6-5)

9/8..... W... ALCORN STATE.....	20-7
9/15..... W... ABILENE CHRISTIAN... 38-6	
9/22..... L..... at #12 Texas A&M.....	8-40
9/29..... L..... NORTHWESTERN STATE*18-28	
10/6..... W... SMU.....	14-7
10/13... W... at Stephen F. Austin*.....	31-24
10/20... L..... MCNEESE STATE*.....	14-16
10/27... L..... at Sam Houston St*.....	14-26
11/2..... W... ARKANSAS STATE.....	35-26
11/10... W... at Texas State*.....	16-15
11/24... L..... ULM*.....	15-16

↳ The Dennis Parker Era 11-21-1 Career

1991 (3-7-1)

9/7..... W... ABILENE CHRISTIAN... 24-0	
9/14..... L..... at #9 Oklahoma.....	2-40
9/21..... L..... at Nevada.....	0-72
9/28..... T... MISSOURI STATE.....	21-21
10/12... L..... at Northwestern State*.....	10-24
10/19... W... STEPHEN F. AUSTIN* ..	18-14
10/26... L..... SAM HOUSTON ST.*.....	6-14
11/2..... L..... at McNeese State*.....	3-41
11/9..... W... at Nicholls State*.....	24-19
11/16... L..... TEXAS STATE*.....	6-38
11/23... L..... at ULM*.....	21-44

1992 (4-7)

9/5..... W... ABILENE CHRISTIAN... 41-0	
9/12..... L..... at SMU.....	14-28
9/19..... L..... at Missouri State.....	10-35
9/26..... L..... at Texas.....	15-33
10/10... L..... NORTHWESTERN STATE.....	*34-37
10/17... W... at Stephen F. Austin*.....	21-11
10/24... L..... at Sam Houston St.*.....	14-34
10/31... L..... MCNEESE STATE*.....	25-26
11/7..... W... NICHOLLS STATE*.....	31-3
11/14... W... at Texas State *.....	13-10
11/21... L..... ULM*.....	25-47

1993 (4-7)

9/4..... L..... at #8 Nebraska.....	14-76
9/11..... L..... at Northern Arizona.....	23-24
9/18..... W... MISSOURI STATE.....	34-33
9/25..... W... ABILENE CHRISTIAN... 33-13	
10/9..... W... TEXAS STATE*.....	35-28
10/16... L..... at McNeese State*.....	17-18
10/23... L..... NORTHWESTERN STATE*37-38	
10/30... L..... at Sam Houston St.*.....	14-24
11/6..... L..... STEPHEN F. AUSTIN* ..	27-29
11/13... W... NICHOLLS STATE*.....	63-21
11/20... L..... at ULM.....	31-61

↳ The Matt Simon Era Career 18-26-1

Southland Conference Champions

1994 (7-4-1)

9/1..... W... ABILENE CHRISTIAN ... 48-0	
9/10..... W... at Missouri State.....	26-20
9/24..... L..... MONTANA.....	17-21
10/1..... L..... at Oklahoma State.....	34-36
10/8..... W... at Texas State*.....	27-14
10/15... W... MCNEESE STATE*.....	38-17
10/22... W... at Northwestern State*.....	28-25
10/29... W... SAM HOUSTON STATE*21-16	
11/4..... T... at Stephen F. Austin*.....	33-33
11/12... W... at Nicholls State*.....	31-17
11/19... L..... at ULM.....	20-38
11/26... L..... at Boise State #.....	20-24

NCAA Div. I-AA Playoffs (Boise, Idaho)

1995 (2-9)

9/2..... L..... at Missouri.....	7-28
9/9..... L..... KANSAS #.....	10-27
9/16..... W... OREGON STATE.....	30-27
9/23..... L..... at #10 Oklahoma.....	10-51
10/7..... L..... at Nevada.....	24-56
10/14... L..... UAB.....	14-19
10/21... L..... at LSU.....	7-49
10/28... L..... at Alabama.....	19-38
11/4..... L..... at UNLV.....	24-34
11/11... W... IDAHO STATE.....	41-38
11/18... L..... at Louisville.....	14-57

game played at Texas Stadium (Irving, Texas)

1996 (5-6)

9/7..... W... ILLINOIS STATE.....	20-14
9/14..... L..... at #18 Arizona State.....	7-52
9/21..... L..... at Texas A&M.....	0-55
9/28..... L..... ARMY#.....	10-27
10/5..... W... at Northern Illinois.....	24-21
10/12... L..... VANDERBILT.....	7-19
10/19... W... NEW MEXICO STATE*.....	13-0
10/26... L..... NEVADA*.....	13-40
11/2..... L..... at Utah State*.....	13-21
11/9..... W... at Boise State*.....	30-27
11/16... W... IDAHO*.....	24-17

game played at Texas Stadium (Irving, Texas)

1997 (4-7)

8/30..... L..... at Vanderbilt.....	12-29
9/6..... L..... at Oregon State.....	7-33
9/13..... W... INDIANA STATE.....	41-6
9/20... W... at Texas Tech.....	30-27
9/27... L..... #22 TEXAS A&M#.....	10-36
10/4..... L..... at Idaho*.....	17-30
10/18... L..... BOISE STATE*.....	14-17
10/25... L..... at Nevada*.....	10-65 11/8
W... at New Mexico State*.....	26-15
11/15... L..... at Army.....	14-25
11/22... W... UTAH STATE*.....	51-48

#game played at Texas Stadium (Irving, Texas)



RECORDS

↳ all-time results

↳ The Darrell Dickey Era 42-64 Career

1998 (3-8)

9/5.....L..... at Oklahoma	9-37
9/12.....L..... TEXAS TECH #.....	0-30
9/19.....L..... at Arizona State	15-34
9/26.....L..... at #17 Texas A&M.....	9-28
10/10 ...W... BOISE STATE*.....	21-13
10/17 ...W... NEVADA*.....	27-21
10/24 ...L..... HOUSTON.....	9-31
10/31 ...L..... IDAHO*.....	23-41
11/7.....L..... at Kansas.....	14-23
11/14.....L..... at Utah State*.....	27-28
11/21 ...W... NEW MEXICO STATE*.....	19-11

game played at Texas Stadium (Irving, Texas)

1999 (2-9)

9/2.....L..... UNLV	3-26
9/11.....L..... at LSU.....	0-52
9/18.....W... at Texas Tech.....	21-14
10/2.....L..... at Baylor.....	10-23
10/9.....L..... at Idaho*.....	10-28
10/16 ...W... BOISE STATE*.....	17-10
10/23 ...L..... ARKANSAS STATE*.....	10-14
10/30.....L..... at Nevada*.....	28-41
11/13.....L..... at TCU.....	3-27
11/20.....L..... at New Mexico State*.....	9-22
11/27 ...L..... UTAH STATE*.....	7-34

2000 (3-8)

8/31.....L..... BAYLOR.....	7-20
9/9.....L..... at Texas Tech.....	7-13
9/16.....L..... at UNLV.....	0-38
9/23.....L..... at #4 Kansas State.....	10-55
10/5.....W... SAMFORD.....	41-6
10/14 ...L..... UTAH STATE*.....	12-17
10/21.....L..... at Boise State*.....	0-59
10/28.....W... at UL Lafayette.....	13-0
11/4.....L..... IDAHO*.....	14-16
11/11.....L..... at Arkansas State*.....	28-53
11/18 ...W... NEW MEXICO STATE*.....	30-23

Sun Belt Conference Co-Champions

2001 (5-7)

9/1.....L..... TCU.....	5-19
9/8.....L..... at #3 Oklahoma.....	10-37
9/22.....L..... TEXAS TECH #.....	14-42
9/29.....L..... at South Florida.....	10-28
10/6.....L..... at ULM*.....	17-19
10/13 ...W... MIDDLE TENNESSEE*.....	24-21
10/20 ...W... ARKANSAS STATE*.....	45-0
11/3.....W... at New Mexico State*.....	22-20
11/10 ...W... UL LAFAYETTE*.....	42-17
11/17.....W... at Idaho*.....	50-27
12/1.....L..... at Troy.....	16-18
12/18.....L..... Colorado State@.....	20-45

game played at Texas Stadium (Irving, Texas)
@ New Orleans Bowl
(Louisiana Superdome, New Orleans, La.)

Sun Belt Conference Champions

2002 (8-5)

8/31.....L..... at #4 Texas.....	0-27
9/7.....W... NICHOLLS STATE.....	23-0
9/14.....L..... at Alabama.....	7-33
9/21.....L..... at TCU.....	10-16
9/28.....L..... at Arizona.....	9-14
10/5.....L..... SOUTH FLORIDA.....	17-24
10/19.....W... at Arkansas State*.....	13-10
10/26.....W... at UL Lafayette*.....	27-0
11/2.....W... ULM*.....	41-2
11/9.....W... IDAHO*.....	10-0
11/16 ...W... NEW MEXICO STATE*.....	38-27
11/23.....W... at Middle Tennessee*.....	30-20
12/17.....W... Cincinnati@.....	24-19

@ New Orleans Bowl
(Louisiana Superdome, New Orleans, La.)

Sun Belt Conference Champions

2003 (9-4)

8/30.....L..... at #1 Oklahoma.....	3-37
9/6.....W... BAYLOR.....	52-14
9/13.....L..... at Air Force.....	21-34
9/20.....L..... at Arkansas.....	7-31
9/27.....W... UL LAFAYETTE*.....	44-23
10/11.....W... at Idaho*.....	24-14
10/18 ...W... UTAH STATE*.....	37-27
10/25.....W... at Middle Tennessee*.....	33-28
10/30 ...W... TROY.....	21-0
11/8.....W... at ULM*.....	28-26
11/15 ...W... ARKANSAS STATE*.....	58-14
11/17.....W... at New Mexico State*.....	13-10
12/16.....L..... Memphis@.....	17-27

@ New Orleans Bowl
(Louisiana Superdome, New Orleans, La.)

Sun Belt Conference Champions

2004 (7-5)

9/4.....L..... at #7 Texas.....	0-65
9/11.....L..... FLORIDA ATLANTIC.....	13-20
9/18.....L..... at Colorado.....	21-52
9/25.....L..... at Baylor.....	14-37
10/2.....W... MIDDLE TENNESSEE*.....	30-21
10/9.....W... at Utah State*.....	31-23
10/23 ...W... NEW MEXICO ST*.....	36-26
10/30 ...W... ULM*.....	45-30
11/5.....W... at UL-Lafayette*.....	27-17
11/13.....W... IDAHO*.....	51-29
11/18 ...W... at Arkansas State*.....	31-7
12/14.....L..... Southern Miss.@.....	10-31

@ Wyndham New Orleans Bowl
(Louisiana Superdome, New Orleans, La.)

2005 (2-9)

9/10.....W... at Middle Tennessee*.....	14-7
9/17.....L..... TULSA.....	2-54
9/24.....L..... at Kansas State.....	7-54
10/4.....L..... TROY*.....	10-13
10/15.....W... at FIU*.....	13-10
10/22.....L..... at Louisiana Tech.....	14-40
10/29.....L..... at #7 LSU.....	3-56
11/5.....L..... UL LAFAYETTE*.....	28-31
11/12.....L..... at Florida Atlantic*.....	23-26
11/19.....L..... ULM*.....	19-24
11/26.....L..... ARKANSAS STATE*.....	24-31

2006 (3-9)

9/2.....L..... at #3 Texas.....	7-56
9/9.....W... SMU.....	24-6
9/16.....L..... at Tulsa.....	3-28
9/23.....L..... at Akron.....	13-33
9/30.....L..... MIDDLE TENNESSEE*.....	0-35
10/7.....W... FIU*.....	25-22(7OT)
10/21.....L..... at Arkansas State*.....	10-29
10/28.....L..... at Troy*.....	6-14
11/4.....L..... LOUISIANA TECH.....	31-34
11/11.....W... at UL-Lafayette*.....	16-7
11/18.....L..... FLORIDA ATLANTIC*.....	16-17
11/25.....L..... at ULM*.....	3-23

↳ The Todd Dodge Era 6-37 Career

2007 (2-10)

9/1.....L..... at #8 Oklahoma.....	10-79
9/8.....L..... at SMU.....	31-45
9/22.....L..... FLORIDA ATLANTIC*.....	20-30
9/29.....L..... at Arkansas.....	7-66
10/6.....L..... at UL-Lafayette*.....	29-38
10/13.....W... ULM*.....	31-21
10/20.....L..... at Troy*.....	7-45
10/27.....L..... MIDDLE TENNESSEE*.....	28-48
11/10.....L..... NAVY.....	62-74
11/15.....L..... at Arkansas State*.....	27-31
11/24.....W... WESTERN KENTUCKY.....	27-26
12/1.....L..... at FIU*.....	19-38

2008 (1-11)

8/30.....L..... at Kansas St.....	6-45
9/6.....L..... TULSA.....	26-56
9/13.....L..... at #7 LSU.....	3-41
9/27.....L..... at Rice.....	20-77
10/4.....L..... FIU*.....	10-42
10/11.....L..... UL-LAFAYETTE*.....	30-59
10/18.....L..... at ULM*.....	23-35
10/25.....L..... TROY*.....	17-45
11/1.....W... at Western Kentucky.....	51-40
11/8.....L..... at Florida Atlantic*.....	13-46
11/22.....L..... at Middle Tennessee.....	13-52
11/29.....L..... ARKANSAS STATE*.....	28-33

2009 (2-10)

9/3.....W... at Ball State.....	20-10
9/12.....L..... OHIO.....	30-31 (2OT)
9/19.....L..... at #4 Alabama.....	7-53
9/26.....L..... MIDDLE TENNESSEE*.....	21-37
10/10.....L..... at UL-Lafayette*.....	34-38
10/17.....L..... FLORIDA ATLANTIC*.....	40-44
10/24.....L..... at Troy*.....	26-50
10/31.....W... WESTERN KENTUCKY*.....	68-49
11/7.....L..... ULM*.....	6-33
11/14.....L..... at FIU*.....	28-35
11/21.....L..... ARMY.....	13-17
11/28.....L..... at Arkansas State*.....	26-30

2010 (3-9)

9/4.....L..... at Clemson.....	10-35
9/11.....L..... RICE.....	31-32
9/18.....L..... at Army.....	0-24
9/25.....W... at Florida Atlantic*.....	21-17
10/2.....L..... UL-Lafayette*.....	27-28
10/9.....L..... ARKANSAS STATE*.....	19-24
10/16.....L..... FIU*.....	10-34
10/30.....W... at Western Kentucky*.....	33-6
11/6.....L..... TROY*.....	35-41
11/13.....W... at Middle Tennessee*.....	23-17
11/20.....L..... at ULM*.....	37-49
11/27.....L..... KANSAS STATE.....	41-49

-Mike Canales Interim HC- 2-3

↳ The Dan McCarney Era 9-15 Career

2011 (5-7)

9/1.....L..... at FIU*.....	16-41
9/10.....L..... HOUSTON.....	23-48
9/17.....L..... at #2 Alabama.....	0-41
9/24.....W... INDIANA.....	24-21
10/1.....L..... at Tulsa.....	24-41
10/8.....W... FLORIDA ATLANTIC*.....	31-17
10/15.....L..... at UL-Lafayette*.....	10-30
10/22.....W... ULM*.....	38-21
10/29.....L..... at Arkansas State*.....	14-37
11/12.....W... at Troy*.....	38-33
11/19.....L..... WESTERN KENTUCKY*.....	21-31
12/3.....W... MIDDLE TENNESSEE*.....	59-7

2012 (4-8)

9/1.....L..... at No. 1 LSU.....	14-41
9/8.....W... TEXAS SOUTHERN.....	34-7
9/15.....L..... at No. 14 Kansas State.....	21-35
9/22.....L..... TROY*.....	7-14
9/29.....W... at Florida Atlantic*.....	20-14
10/6.....L..... at Houston.....	21-44
10/16.....W... UL-LAFAYETTE*.....	30-23
10/27.....L..... at Middle Tennessee*.....	21-38
11/3.....L..... ARKANSAS STATE*.....	19-37
11/10.....W... SOUTH ALABAMA*.....	24-14
11/17.....L..... at ULM*.....	16-42
11/24.....L..... at Western Kentucky*.....	24-25

KEY

Home games in CAPS
* Conference Game



↳ All-Time Coaching Records

Coach	Tenure	Years	Games	W	L	T	Pct.
J.W. Pender	1913-14	2	7	3	4	0	.429
J.W. St. Clair	1915-19	5	32	20	10	2	.656
Theron Fouts	1920-24	5	39	23	14	2	.615
John Reid	1925-28	4	37	16	18	3	.473
Jack Sisco	1929-41	13	121	74	37	10	.653
Lloyd Russell	1942	1	8	3	5	0	.375
Odus Mitchell	1946-66	21	216	122	85	9	.586
Rod Rust	1967-72	6	62	29	32	1	.476
Hayden Fry	1973-78	6	66	40	23	3	.629
Jerry Moore	1979-80	2	22	11	11	0	.500
Bob Tyler	1981	1	11	2	9	0	.182
Corky Nelson	1982-90	9	101	48	52	1	.480
Dennis Parker	1991-93	3	33	11	21	1	.348
Matt Simon	1994-97	4	45	18	26	1	.411
Darrell Dickey	1998-06	9	106	42	64	0	.396
Todd Dodge	2007-10	4	43	6	37	0	.140
Mike Canales*	2010	1	5	2	3	0	.400
Dan McCarney	2011-Pres	2	24	9	15	0	.375
Totals		97	978	479	466	33	.507

* Interim Head Coach

↳ Most Winning Seasons

1. Odus Mitchell.....	14
2. Jack Sisco.....	10
3. Corkey Nelson.....	5
4. Hayden Fry.....	4
5. J.W. St. Clair.....	4
6. Rod Rust.....	3
7. Theron Fouts.....	3
8. Darrell Dickey.....	3

↳ Conference Titles

1. Odus Mitchell.....	10
2. Jack Sisco.....	7
3. Darrell Dickey.....	4
4. Hayden Fry.....	1
..... Corky Nelson.....	1
..... Rod Rust.....	1
..... Matt Simon.....	1

↳ Coaching Wins

1. Odus Mitchell.....	122
2. Jack Sisco.....	74
3. Corky Nelson.....	48
4. Darrell Dickey.....	42
5. Hayden Fry.....	40
6. Rod Rust.....	29
7. Theron Fouts.....	23

↳ Consecutive Winning Seasons

1. Odus Mitchell (46-52).....	7
2. Jack Sisco (29-32).....	4
..... Jack Sisco (38-41).....	4
..... Hayden Fry (75-78).....	4
5. Corky Nelson (86-88).....	3
..... J.W. St. Clair (15-17).....	3
..... Jack Sisco (34-36).....	3
..... Rod Rust (67-69).....	3
..... Darrell Dickey (02-04).....	3

↳ Winning Percentage

1. ... J.W. St. Clair.....	.656
2. ... Jack Sisco.....	.653
3. ... Hayden Fry.....	.629
4. ... Theron Fouts.....	.615
5. ... Odus Mitchell.....	.586
6. ... Jerry Moore.....	.500



RECORDS

↳ coaching records

Year	Head Coach	Overall Record	Conference Record
1913	J.W. Pender (Baylor, '05)	0-1	NA
1914	J.W. Pender	3-3	NA
1915	J.W. St. Clair (Baylor, '08)	4-1	NA
1916	J.W. St. Clair	4-3-1	NA
1917	J.W. St. Clair	6-1-0	NA
1918	J.W. St. Clair	1-2-1	NA
1919	J.W. St. Clair	5-3-0	NA
1920	Theron Fouts (Baylor, '17)	7-1-0	NA
1921	Theron Fouts	3-3-0	NA

Texas Intercollegiate Athletic Association

1922	Theron Fouts	5-2-1	3-0 (NA)
1923	Theron Fouts	3-5-0	3-1 (2nd)
1924	Theron Fouts	5-3-1	4-1-1 (2nd)
1925	John Reid (Baylor, '17)	6-4-0	4-2 (4th)
1926	John Reid	5-3-1	4-1 (2nd)
1927	John Reid	1-6-2	0-3-2 (8th)
1928	John Reid	4-5-0	2-2 (5th)
1929	Jack Sisco (Baylor, '27)	4-3-2	3-0-1 (2nd)
1930	Jack Sisco	5-4-1	4-1 (3rd)
1931	Jack Sisco	8-3-0	4-0 (1st)

Lone Star Conference

1932	Jack Sisco	8-1-1	5-0 (1st)
1933	Jack Sisco	3-4-2	3-1-1 (3rd)
1934	Jack Sisco	5-4-0	2-2 (T2nd)
1935	Jack Sisco	5-3-1	3-1 (T1st)
1936	Jack Sisco	6-2-1	4-0 (1st)
1937	Jack Sisco	4-4-2	2-1-1 (2nd)
1938	Jack Sisco	7-4-0	2-2 (3rd)
1939	Jack Sisco	6-1-0	4-0 (1st)
1940	Jack Sisco	6-3-0	4-0 (1st)
1941	Jack Sisco	7-1-0	4-0 (1st)
1942	Lloyd Russell (Baylor, '37)	3-5-0	1-2 (3rd)

No Team From 1943-45 Due To World War II

1946	Odus Mitchell (W. Texas St., '25)	7-3-1	3-1 (1st)
1947	Odus Mitchell	10-2-0	6-0 (1st)
1948	Odus Mitchell	6-4-0	3-2 (T2nd)

Gulf Coast Conference

1949	Odus Mitchell	8-4-0	2-1 (2nd)
1950	Odus Mitchell	7-2-1	1-1-1 (T1st)
1951	Odus Mitchell	8-4-0	2-0 (1st)
1952	Odus Mitchell	7-3-0	2-0 (1st)
1953	Odus Mitchell	3-6-1	1-1 (2nd)
1954	Odus Mitchell	4-6-0	1-1 (2nd)
1955	Odus Mitchell	5-4-1	2-1 (T1st)
1956	Odus Mitchell	7-2-1	2-0 (T1st)

Missouri Valley Conference

1957	Odus Mitchell	5-5-0	2-2 (2nd)
1958	Odus Mitchell	7-2-1	2-1-1 (1st)
1959	Odus Mitchell	9-2-0	3-1 (1st)
1960	Odus Mitchell	2-6-1	0-3 (4th)
1961	Odus Mitchell	5-4-1	1-2 (2nd)
1962	Odus Mitchell	6-4-0	2-1 (2nd)
1963	Odus Mitchell	3-6-0	2-2 (3rd)
1964	Odus Mitchell	2-7-1	1-3 (4th)
1965	Odus Mitchell	3-7-0	2-2 (3rd)
1966	Odus Mitchell	8-2-0	3-1 (1st)
1967	Rod Rust (Iowa State, '50)	7-1-1	4-0 (1st)
1968	Rod Rust	8-2-0	4-1 (2nd)
1969	Rod Rust	7-3-0	4-1 (2nd)
1970	Rod Rust	3-8-0	1-3 (4th)
1971	Rod Rust	3-8-0	3-2 (2nd)
1972	Rod Rust	1-10-0	0-7 (8th)
1973	Hayden Fry (Baylor, '51)	5-5-1	5-1 (1st)
1974	Hayden Fry	2-7-2	1-3-2 (6th)

Year	Head Coach	Overall Record	Conference Record
Div. I-A Independent			
1975	Hayden Fry	7-4-0	NA
1976	Hayden Fry	7-4-0	NA
1977	Hayden Fry	10-1-0	NA
1978	Hayden Fry	9-2-0	NA
1979	Jerry Moore (Baylor, '61)	5-6-0	NA
1980	Jerry Moore	6-5-0	NA
1981	Bob Tyler (Mississippi, '58)	2-9-0	NA
1982	Corky Nelson (SW Texas, '64)	2-9-0	NA

Southland Conference

1983	Corky Nelson	8-4-0*	5-1 (1st)
1984	Corky Nelson	2-9-0	1-5 (6th)
1985	Corky Nelson	4-6-1	2-3-1 (5th)
1986	Corky Nelson	6-4-0	3-2 (2nd)
1987	Corky Nelson	7-5-0*	5-1 (2nd)
1988	Corky Nelson	8-4-0*	4-2 (3rd)
1989	Corky Nelson	5-6-0	2-4 (5th)
1990	Corky Nelson	6-5-0	2-4 (6th)
1991	Dennis Parker (SE Okla., '72)	3-7-1	2-5 (6th)
1992	Dennis Parker	4-7-0	3-4 (5th)
1993	Dennis Parker	4-7-0	2-5 (5th)
1994	Matt Simon (E. New Mexico, '74)	7-4-1*	5-0-1 (1st)

* NCAA I-AA Playoffs

Div. I-A Independent

1995	Matt Simon	2-9-0	NA
------	------------	-------	----

Big West Conference

1996	Matt Simon	5-6-0	3-2 (3rd)
1997	Matt Simon	4-7-0	2-3 (4th)
1998	Darrell Dickey (Kansas St., '84)	3-8-0	3-2 (2nd)
1999	Darrell Dickey	2-9-0	1-5 (7th)
2000	Darrell Dickey	3-8-0	1-4 (T4th)

Sun Belt Conference

2001	Darrell Dickey	5-7	5-1 (T1st)
2002	Darrell Dickey	8-5	6-0 (1st)
2003	Darrell Dickey	9-4	7-0 (1st)
2004	Darrell Dickey	7-5	7-0 (1st)
2005	Darrell Dickey	2-9	2-5 (8th)
2006	Darrell Dickey	3-9	2-5 (7th)
2007	Todd Dodge (Texas, '87)	2-10	1-6 (7th)
2008	Todd Dodge	1-11	0-7 (8th)
2009	Todd Dodge	2-10	1-7 (8th)
2010	Todd Dodge	1-6	1-3
2010	Mike Canales*	2-2	2-3 (T6th)
2011	Dan McCarney (Iowa '75)	5-7	4-4 (5th)
2012	Dan McCarney	4-8	3-5 (T6th)

*Interim HC



Fouts Field Record - 155-100-7 (.605)

YEAR	RECORD
1952	5-0-0
1953	3-1-0
1954	2-3-0
1955	4-0-0
1956	4-0-1
1957	3-2-0
1958	4-0-1
1959	5-0-0
1960	2-3-1
1961	3-2-1
1962	4-1-0
1963	3-1-0
1964	1-3-1
1965	2-3-0
1966	6-0-0
1967	5-0-0
1968	3-1-0
1969	5-0-0
1970	1-4-0
1971	1-1-0
1972	0-1-0
1973	3-1-1
1974	2-4-0
1975	2-0-0
1976	2-1-0
1977	2-0-0
1978	4-0-0
1979	3-0-0
1980	2-0-0
1981	1-1-0
1982	0-4-0
1983	4-1-0
1984	2-2-0
1985	3-1-0
1986	2-2-0
1987	3-0-0
1988	4-1-0
1989	2-3-0
1990	3-4-0
1991	2-2-1
1992	3-2-0
1993	4-2-0
1994	3-1-0
1995	2-1-0
1996	3-2-0
1997	2-1-0
1998	2-2-0
1999	1-3-0
2000	2-3-0
2001	3-1-0
2002	4-1-0
2003	5-0-0
2004	4-1-0
2005	0-5-0
2006	2-3-0
2007	2-3-0
2008	0-5-0
2009	1-5-0
2010	0-6-0
Totals	155-100-7

Apogee Stadium Record - 7-4 (.636)

YEAR	RECORD
2012	3-2
2011	4-2

↳ Top All-Time Crowds

Attend.	Opponent	Date
1. 29,437	Baylor	Sept. 6, 2003
2. 28,315	Baylor	Aug. 31, 2000
3. 28,075	Houston*	Sept. 10, 2011
3. 26,012	Navy	Nov. 10, 2007
4. 25,231	SMU	Sept. 9, 2006
5. 23,743	Rice	Sept. 11, 2010
6. 23,647	Army	Nov. 21, 2009
7. 23,112	Tulsa	Sept. 17, 2005
8. 22,837	TCU	Sept. 1, 2001
9. 22,785	Tulsa	Sept. 22, 2008
10. 22,750	SMU	Oct. 6, 1990

*Apogee Stadium

↳ Top Texas Stadium Crowds

Attend.	Opp.	Date
1. 45,923	Texas A&M	Sept. 27, 1997
2. 27,183	SMU	Sept. 14, 1974
3. 26,097	SMU	Sept. 17, 1977
4. 23,539	SMU	Sept. 25, 1976
5. 21,800	UT-Arlington	Sept. 15, 1979
6. 21,496	Texas Tech	Sept. 12, 1998
7. 20,852	Texas Tech	Sept. 22, 2001
8. 20,413	Army	Sept. 28, 1996
9. 20,211	Kansas	Sept. 9, 1995

↳ Texas Stadium Games -10-17

Year	Opponent	Result
1971	vs. Louisville	W, 20-17
	vs. Wichita St.	W, 31-10
1972	vs. San Diego St.	L, 25-0
	vs. Memphis	L, 7-6
	vs. Cincinnati	W, 27-25
	vs. West Texas St.	L, 17-14
1973	vs. UTA	L, 31-7
1974	vs. SMU	L, 7-6
1975	vs. UTA**	W, 27-14
	vs. Houston	W, 28-0
1976	vs. SMU	L, 38-31
1977	vs. SMU	W, 24-13
	vs. UTA	W, 15-6
1978	vs. Mississippi St.	L, 17-5
	vs. UTA	W, 28-23
	vs. Oklahoma St.	W, 12-7
1979	vs. UTA	W, 19-14
	vs. No. 18 SMU**	L, 20-9
1980	vs. SMU**	L, 28-9
1981	vs. SMU**	L, 34-7
1982	vs. No. 7 SMU**	L, 38-10
1984	vs. No. 13 SMU**	L, 24-6
1995	vs. Kansas	L, 27-10
1996	vs. Army	L, 27-10
1997	vs. No. 22 Texas A&M	L, 36-10
1998	vs. Texas Tech	L, 30-0
2001	vs. Texas Tech	L, 42-14

North Texas was the road team

↳ Home Attendance

Year	Games	Attendance	Avg.
2012	5	94,634	18,927
2011	6	113,186	18,864
2010	6	106,306	17,718
2009	6	109,367	18,228
2008	5	84,778	16,956
2007	5	88,672	17,734
2006	5	78,249	15,685
2005	5	82,232	16,446
2004	5	75,921	15,184
2003	5	93,469	18,694
2002	5	76,302	15,260
2001	5	73,844	14,769
2000	5	70,900	14,180
1999	4	55,010	13,752
1998	5	62,400	12,480
1997	4	78,818	19,704
1996	6	85,404	14,234
1995	4	69,502	17,376
1994	4	78,068	19,517
1993	6	51,578	8,596
1992	5	34,728	6,946
1991	4	33,808	8,452
1990	6	88,700	14,783
1989	5	71,447	14,289
1988	5	76,595	15,319



RECORDS

↳ home stadium records

1987455,05513,764
1986450,92012,730
1985440,60010,150
1984444,50011,125
1983560,40012,080
1982436,3759,094
1981449,97612,494
1980229,60014,800
1979343,50014,500
19786106,10017,683
1977478,39719,599
1976444,68911,172
1975335,53011,843
1974767,7839,683
1973671,94111,990
1972530,0006,000
1971552,35010,470



↳ STADIUM FIRSTS

Groundbreaking: January 2010

Cost: \$78 million

First Game: Sept. 10, 2011

First Opponent: Houston

First National Anthem: NT alumnus Pat Boone

First Play: 55-yard kickoff return from NT's Brelan Chancellor

First Score: NT quarterback Andrew McNulty on an 10-yard run in the first quarter vs. Houston

↳ STADIUM RECORDS

Passing Yards	458	Case Keenum, Houston vs. North Texas, Sept. 10, 2011
Passing Touchdowns	5	Case Keenum, Houston vs. North Texas, Sept. 10, 2011
Rushing Yards	313	Lance Dunbar, North Texas vs. Middle Tennessee, Dec. 3, 2011
Rushing Touchdowns	4	Lance Dunbar, North Texas vs. Middle Tennessee, Dec. 3, 2011
Receiving Yards	187	Patrick Edwards, Houston vs. North Texas, Sept. 10, 2011
Receiving Touchdowns	2	Justin Johnson, Houston vs. North Texas, Sept. 10, 2011 Chris Bynes, North Texas vs. ULM, Oct. 22, 2011 Antoinne Jimmerson, North Texas vs. UL-Lafayette, Oct. 16, 2012
Kick Return Yards	286	Brelan Chancellor, North Texas vs. Houston, Sept. 10, 2011
All-purpose Yards	332	Brelan Chancellor, North Texas vs. Houston, Sept. 10, 2011
Penalty Yds for an NT opp.	95	Western Kentucky vs. North Texas, Nov. 19, 2011
False Starts for an NT opp.	5	Indiana vs. North Texas, Sept. 17, 2011
Longest Pass Play	83 yds	Derek Thompson to Lance Dunbar, North Texas vs. Indiana, Sept. 17, 2011
Longest Rush Play	85 yds	Brandin Byrd, North Texas vs. South Alabama, Nov. 10, 2012
Longest Field Goal	52 yds	Zach Olen, North Texas vs. FAU, Oct. 8, 2011
Longest Punt	70 yds	Will Atterberry, North Texas vs. Western Kentucky, Nov. 19, 2011

↳ ATTENDANCE

Attendance (top-5)

1. 28,075 North Texas vs. Houston, Sept. 10, 2011
2. 22,259 North Texas vs. Texas Southern, Sept. 8, 2012
3. 21,823 North Texas vs. Troy, Sept. 22, 2012
4. 21,181 North Texas vs. Indiana, Sept. 17, 2011
5. 17,815 North Texas vs. ULM, Oct. 22, 2011

↳ North Texas Records

Individual

Rushes

Lance Dunbar vs. Middle Tennessee, 2011 40

Yards Rushing

Lance Dunbar vs. Middle Tennessee, 2011 313

TD Rushes

Lance Dunbar vs. Middle Tennessee, 2011 4

Longest Rush

Brandin Byrd vs. South Alabama, 2012 85

Pass Attempts

Derek Thompson vs. Arkansas St., 2012 47

Pass Completions

Derek Thompson vs. Arkansas St., 2012 28

Yards Passing

Derek Thompson vs. ULM, 2011 332

TD Passes

Derek Thompson, twice, 2011 3

Long Pass

Derek Thompson vs Indiana, 2011 83

Receptions

Chris Bynes vs. ULM, 2012 8

TD Receptions

Chris Bynes/Antoinne Jimmerson 2

Field Goals

Zach Olen vs. Louisiana-Lafayette, 2012 3

Longest Field Goal

Zach Olen vs. Florida Atlantic, 2011 52

Longest Punt

Will Atterberry vs. WKU, 2011 70

Longest Punt Return

Steven Ford vs. Middle Tennessee, 2011 13

Longest Kickoff Return

Brelan Chancellor vs. Houston, 2011 73

Tackles

Four Players 12

Sacks

Brandon Akpunku vs. Indiana, 2011 2.0

Team

Rushes

69 vs. Middle Tennessee, 2011

Yards Rushing

464 vs. Middle Tennessee, 2011

TD Rushes

7 vs. Middle Tennessee, 2011

Pass Attempts

49 vs. Arkansas St, 2012

Pass Completions

28 vs. Arkansas St., 2012

Yards passing

332 vs. ULM, 2011

TD Passes

3 vs. Indiana 2011, vs. ULM 2011

Total Offense

524 vs. UL-Lafayette, 2012

Points

59 vs. Middle Tennessee, 2011

First Downs

23 vs. Texas Southern, vs. Arkansas St., 2012



Media Availability for Coaches

North Texas head coach Dan McCarney will be available for media interviews on a regular schedule throughout the season. All requests for interviews at times other than the regularly-scheduled availabilities should be made through the Athletic Communications office. Requests for interviews of assistant coaches will be granted with prior approval of Coach McCarney and must be made in advance through the communications office

Radio Show

Coach McCarney will hold his weekly radio show at 7:00 p.m. Mondays from Rudy's BBQ in Denton.

Press Conference

Coach McCarney will hold a press conference each week on Tuesday at 11:30 a.m. in Apogee Stadium. The press conference is on the 5th floor in the Bill Mercer Press Club. Afterwards requested players will be available to speak to the media outside of the locker room. **All player requests must be submitted to the North Texas media relations office by 12 p.m. on Monday.** If a requested player is not available at the press conference, he will be made available after practice on Tuesday.

Out of Town Media

Coach McCarney and his assistant coaches are also available by request to out-of-town media. Contact the media relations office to arrange these requests.

Player Interviews

All player interviews must be arranged through the Athletic Communications office. Player interviews will be conducted on Tuesday following Coach McCarney's press conference or following practice on Tuesday if the requested player is not available at the press conference. Special exceptions may be granted to those media members needing to interview players prior to Tuesday practice at the discretion of the media relations office.

Covering Practice

North Texas football practices are closed to the media with the exception of the first five periods (25 minutes) on Tuesday and Wednesday. Coach McCarney and the players that were not available for the Tuesday press conference will be made available for interviews immediately following Tuesday's practice. No coaches or players will be available after Tuesday.

Mean Green on the Web

Statistics and news releases on North Texas football and all 16 Mean Green athletic programs are available 24 hours a day, seven days a week at www.Mean-GreenSports.com, the official website of North Texas Athletics.

Media Credentials

All requests for press, broadcast, photo and parking credentials should be made in writing at least one week prior to the requested game. Direct all requests to Eric Capper, Associate Athletic Director for Media Relations, by email to Eric.Capper@unt.edu or phone at 940-565-2476. All credentials that are not picked up prior to the day of the game will be left at the media will call.

Photographers

Credentials will only be issued to accredited photographers for a working purpose and should be requested in the same manner as regular media passes. Photographers with a credential should report to the press box prior to the game. Photographers are not permitted in the team areas between the 25-yard lines. Photographers are not permitted to enter the bench area at any time. The press box also has a photography work room that will be available before and after the game.

Media Parking

A limited number of media parking spaces are available at Apogee Stadium. Media must request parking passes along with credential requests. Parking passes will be provided only to the organizations that cover North Texas on a regular basis.

Press Box Services

Telephones: Visiting radio stations will be given one phone line and one ISDN line for broadcasts. For addition needs or questions you can call Steven Bartolotta at 940-369-8329.

Wireless: Wireless internet is available in the North Texas press box for all members of the working media. Please contact a member of the media relations staff to obtain instructions.

Statistics: Complete individual and team stats, play-by-play and post-game quotes will be available to the media following each game. Quickie stats will be distributed after each quarter. Complete media packets, including game programs, flip cards and updated releases will be distributed prior to each game.

Mailing Address

Athletics Communications
1155 Union Circle
Box 311397
Denton, TX 76203-5017

Delivery Address

Athletic Department
1301 S. Bonnie Brae St.
Denton, TX 76207-2003

Apogee Stadium Press Box

940.369.7578

**North Texas Athletic
Athletics Communications Staff**



Eric Capper
Director (Football Contact)
Office: 940.565.2476
Home: 940.498.1011
Cell: 940.367.0727
Email: Eric.Capper@unt.edu



Steven Bartolotta
**Assistant Director
(Football Contact)**
Office: 940.369.8329
Cell: 817.300.1931
Email: Steven.Bartolotta@unt.edu



Stephen Howard
Assistant Director
Office: 940.369.8548
Cell: 817.793.5199
Email: Stephen.Howard@unt.edu



Amy Ruggini
Assistant Director
Office: 940.369.7980
Email: Amy.Ruggini@unt.edu

2013 North Texas Football Schedule

AUGUST

31 vs. Idaho 6 p.m.

SEPTEMBER

7 at Ohio 6 p.m.

14 vs. Ball State 3 p.m.

21 at Georgia TBA

OCTOBER

5 at Tulane* 2:30 p.m.

12 vs. Middle Tennessee* 6 p.m.

19 at Louisiana Tech* 2:30 p.m.

26 at Southern Miss* 6 p.m.

31 vs. Rice* 6:30 p.m.

NOVEMBER

9 vs. UTEP* 2:30 p.m.

23 vs. UTSA* 2:30 p.m.

30 at Tulsa* TBA

***Conference USA Game**

All Times Central