

NORTH TEXAS

2013 MEAN GREEN BOWL GUIDE

SENIOR
WIDE RECEIVER
**BRELAN
CHANCELLOR**

JUNIOR
OFFENSIVE LINEMAN
**MASON
Y'BARBO**



UNT

UNIVERSITY
OF NORTH TEXAS



MEAN GREEN

DEFENSE

Zach Orr
All-Conference LB
114 tackles
3 forced fumbles
4 fumbles recovered



#1 red-zone defense in the nation.

#2 in the nation in fewest points allowed in the 4th quarter.

Marcus Trice
All-Conference DB
5 interceptions
3 blocked kicks
83 tackles



#4 in the nation in takeaways with 32 (17 interceptions, 15 fumble recoveries).

#4 in the nation in fourth-down defense.

#9 in the nation in scoring defense (18.1 points per game).

North Texas is one of three non-BCS schools to rank in the top 10 in fewest points allowed this season. The Mean Green allow fewer points per game than:

13 of 14
SEC teams

10 of 10
Big 12 teams

12 of 12
Pac 12 teams

10 of 12
Big 10 teams

12 of 14
ACC teams

#18 in quarterback sacks.

#18 in rush defense.

#14 in opponents' first downs.

#27 in total defense.

#29 in passing efficiency defense.

#32 in third-down defense.

NORTH TEXAS FOOTBALL

North Texas Athletic Communications

Football Contact: Eric Capper • e-mail - eric.capper@unt.edu • office - 940-565-2476 • cell 940-367-0727

Football Contact: Steven Bartolotta • e-mail - steven.bartolotta@unt.edu • office - 940-369-8329 • cell 817-300-1931

SCHEDULE/RESULTS

AUGUST		
31	vs. IDAHO	W, 40-6
SEPTEMBER		
7	AT OHIO (ESPN3)	L, 27-21
14	vs. BALL STATE (FSN)	W, 34-27
21	AT No. 9/10 GEORGIA (SEC TV)	L, 45-21
OCTOBER		
5	AT TULANE* (FCS)	L, 24-21
12	vs. MIDDLE TENNESSEE*	W, 34-7
19	AT LOUISIANA TECH* (CBS)	W, 28-13
26	AT SOUTHERN MISS* (FCS)	W, 55-14
31	vs. RICE* (FOX SPORTS 1)	W, 28-16
NOVEMBER		
9	vs. UTEP* (CSS/TIME WARNER)	W, 41-7
23	vs. UTSA* (TIME WARNER)	L, 21-13
30	AT TULSA* (FSN)	W, 42-10
JANUARY		
1	vs. UNLV# (ESPN2)	11:00 A.M.

*CONFERENCE USA GAME

#-HEART OF DALLAS BOWL

ALL TIMES CENTRAL

FSN- FOX SPORTS

CBS- CBS COLLEGE SPORTS

CSS- Comcast Sports South-

NORTH TEXAS COACHING STAFF

Head Coach:	Dan McCarney
Associate HC/OC	Mike Canales*
Defensive Coordinator/LB's	John Skladany
Wide Receivers	Mike Grant
RB's/Special Teams	Tommy Perry
Tight Ends	Nick Quartaro*
Offensive Line	Mike Simmonds
Defensive Line	Mike Nelson
Safeties	Noah Joseph*
Cornerbacks	Ryan Walters

*- In the press box on game day

RADIO: MEAN GREEN RADIO NETWORK

George Dunham, play-by-play

Hank Dickenson, analyst

KNTU 88.1 FM (Denton)

KHYI 95.3 FM (Dallas/Fort Worth)

KGAF 1580 AM (Gainesville)

TELEVISION: ESPNU

Clay Matvick, play-by-play

Matt Stinchcomb, analyst

Dawn Davenport, sidelines



Follow us on Twitter
twitter.com/MeanGreenFB



Like our Page on Facebook
facebook.com/MeanGreenFB



North Texas Mean Green

Record: 8-4 C-USA: 6-2

Head Coach: Dan McCarney, 3rd season

NT Record: 17-19 • Record vs. UNLV: 0-0 •

Career Record: 73-104 (15th season)



UNLV Rebels

Record: 7-5 MWC: 5-3

Head Coach: Bobby Hauck, 4th season

UNLV Record: 13-37 • Record vs. NT: 0-0 •

Career Record: 93-54 (11th season)

Game Information

Venue: The Cotton Bowl

Capacity: 92,200

Playing Surface: Grass

Series Record: UNLV leads 4-0

Last Meeting: UNLV 38-0 (2000)

In Denton: UNLV leads 1-0

In Las Vegas: UNLV leads 3-0

Radio: KHYI 95.3 FM

KNTU 88.1 FM

KGAF 1580 AM

TV: ESPNU

Live Stats: Heartofdallas.statbroadcast.com

MEAN GREEN MEETS REBELS IN HEART OF DALLAS BOWL ON JANUARY 1

→ After recording an eight-win season and finishing tied for second place in C-USA's West Division, North Texas heads to the Heart of Dallas Bowl for a New Year's Day game with UNLV at the Cotton Bowl. The Mean Green has won six of its past seven games entering the bowl game and meets the Rebels for the first time since 2000. UNLV won seven games this season and is going to a bowl game for the first time since 2000.

→ North Texas has won eight games for only the 15th time in school history this season. With a win in the bowl game, the Mean Green would become only the fifth team in school history with nine wins, and the nine wins would tie for the second most in school history.

→ The Mean Green offense has scored a total of 378 points, which is the second-highest point total in school history and the most since 1951. The Mean Green is averaging 31.5 points a game, which is the highest point per game average since 1969 and the third highest in school history.

→ The Mean Green is ending the nation's sixth-longest bowl drought by earning a post-season trip in 2013. It is the first bowl game for NT since 2004 and the eighth bowl game in school history.

→ North Texas special teams this season have been responsible for five touchdowns. North Texas has three blocked punts for a TD. Conversely the Mean Green hasn't allowed a special teams touchdown this season and is allowing only 20.9 yards a kick return and 6.7 yards a punt return.

→ Brelan Chancellor was named the C-USA Special Teams Player of the Year and the Mean Green placed 12 players in 14 spots on the all-conference team. Chancellor was a first-team all-conference pick as kick returner and punt returner, becoming just the second player in Conference USA history to do so, and was a second-team all-conference pick at WR.

→ The Mean Green offensive line for the second straight season ranks in the top-10 in the nation for fewest sacks allowed. NT has allowed only 10 sacks this season, which ranks seventh in the nation. Since 2012, the North Texas offensive line has allowed the fewest sacks in the nation with just 16.

→ North Texas has the third-most sacks in school history with 34 and the most in a single season since 2002.

→ NT lost three of its four games this season by a combined 17 total points.

→ With a win in the bowl game, North Texas will have the second biggest turnaround in school history from one season to the next. The Mean Green has already achieved the biggest single season turnaround since 1982-83. Only twice before in school history has NT won five games or more from the previous seasons, 1983 and 1966. With one more win, the 2013 team will be just the third in school history to win five or more games from the previous year.

NORTH TEXAS FOOTBALL

NORTH TEXAS QUICK FACTS

LOCATION	DENTON, TEXAS
FOUNDED	1890
INTERIM PRESIDENT	V. LANE RAWLINS
ENROLLMENT	36,222
FOUNDED	1890
ATHLETIC DIRECTOR.....	RICK VILLARREAL
NICKNAME	MEAN GREEN
COLORS	GREEN AND WHITE
HOME FIELD	APOGEE STADIUM
CAPACITY.....	30,850
SURFACE.....	ARTIFICIAL
FIRST YEAR OF FOOTBALL.....	1913
YEARS OF FOOTBALL	98
CONFERENCE	CONFERENCE USA
HEAD COACH.....	DAN MCCARNEY
OVERALL RECORD	73-104 (15TH SEASON)
RECORD AT NORTH TEXAS ...	17-19 (3RD SEASON)
PRIMARY OFFENSE.....	SPREAD
PRIMARY DEFENSE.....	4-3

MEAN GREEN TEAM RECORD

OVERALL.....	487-470-34
HOME	259-141-12
AWAY.....	226-324-22
NEUTRAL.....	2-5
SINCE DIV. I-A (1995).....	78-145
APOGEE STADIUM RECORD	12-5

VERSUS OTHER FBS CONFERENCES

ACC.....	0-3
BIG EAST	0-1
BIG 12	7-57
BIG 10.....	1-0
CONFERENCE USA.....	39-51-1
INDEPENDENT.....	2-3
MID-AMERICAN.....	3-5
MOUNTAIN WEST.....	6-15
PAC-12.....	2-4
SEC	3-35
SUN BELT.....	41-46
WAC.....	34-75-2

TEAM STREAKS

WINS	1
HOME WINS	0
AWAY WINS	1
C-USA WINS.....	1
LOSSES.....	0
HOME LOSSES.....	1
AWAY LOSSES.....	0
NON-CONFERENCE WINS.....	0
NON-CONFERENCE LOSSES	1

THE MEAN GREEN

ALL NORTH TEXAS ATHLETIC TEAMS ARE REFERRED TO AS "NORTH TEXAS" AND THE "MEAN GREEN." **DO NOT** USE THE TERMS "UNT," "NORTH TEXAS STATE," OR "EAGLES", TO DESCRIBE A NORTH TEXAS ATHLETIC TEAM.

MEDIA AVAILABILITY FOR HEART OF DALLAS BOWL

MONDAY	30	TUESDAY	31	WEDNESDAY	1	THURSDAY	26	FRIDAY	27	SATURDAY	28	SUNDAY	29
Team Practice 11:00 a.m.- 1 p.m.		Team Photo - The Cotton Bowl		Kickoff with UNLV 11:00 a.m.		TBA		TBA		Team Arrives in Dallas		Team Practice 11:00 a.m.-12:30 p.m.	
Highland Park HS		11:00 a.m. 12:00 p.m.		Team walk-thru 12:15-1:15 p.m.						Team Welcome -Eddie Deans Ranch		Highland Park HS	
		The Cotton Bowl											

THE MATCHUP BY THE NUMBERS

0.3 - North Texas is averaging 31.5 points a game while UNLV is at 31.2 points a game. Both teams have scored over 30 points on six different occasions and both teams are rushing for over 180 yards a game.

3 - Offensively, North Texas ranks 3rd in C-USA in 3rd down conversions and 28th in the nation. NT is converting 46.2 percent of 3rd downs, which is the highest conversion percentage since returning to Division I football in 1995. UNLV is allowing its opponents to convert 47 percent on 3rd down this season.

20 - North Texas boasts the nation's No. 1 red-zone defense, allowing its opponents to score only 60.6 percent of the time. UNLV is scoring in the red zone at a clip of 77.3 percent this season, which ranks 102nd in the nation.

32 - The Mean Green has forced 32 turnovers this season, fourth most in the nation, and is a +10 in turnover margin. UNLV is among the best in the nation at protecting the ball. The Rebels have committed only 13 turnovers this season, which is tied for the seventh fewest in the nation.

69 - Brelan Chancellor and Marcus Sullivan both stand at 5-9, and they are two of the most dangerous kickoff return men in the nation. Chancellor ranks ninth in the nation at 28.1 yards a return, Sullivan is averaging 28.8 yards a return, and would rank eighth in the nation, just in front of Chancellor, but he has only played in eight of the 12 UNLV games and doesn't qualify for the NCAA statistics.

150 - North Texas remains a perfect 7-0 this season when rushing for 150 yards or more. UNLV is allowing 221.8 yards a game on the ground this season and has given up 150 yards of rushing in nine games this season. UNLV is 4-5 when allowing 150 rushing yards or more this season.

Head to Head North Texas vs. UNLV

8-4	Record	7-5
31.5	Scoring/Game	31.2
411.6	Total Offense	423.8
184.0	Rushing Offense	181.4
227.6	Passing Offense	242.4
355.9	Total Defense	436.2
125.1	Rushing Defense	221.8
230.8	Passing Defense	214.5
18.1	Points Allowed	31.5
34	Sacks	20
52.2	Penalties/Game	32.2
46%	3rd Down Conversion	40%
53%	4th Down Conversion	48%
+10	Turnover Margin	+6
24.7	Kickoff Returns	22.8
14.7	Punt Returns	3.6
39.8	Punting	42.1
31:58	Time of Possession	30:15



NORTH TEXAS FOOTBALL

MEAN GREEN MEDIA AVAILABILITY

NORTH TEXAS FOOTBALL MEDIA AVAILABILITY FOR HEART OF DALLAS BOWL

Saturday, December 28

2:15 p.m.	Team Arrive in Dallas	Omni Hotel - Dallas
5:30-7:30 p.m.	Team Welcome Reception	Eddie Deen's Ranch

Sunday, December 29

11 a.m. – 12:30 p.m.	Team Practice	Highland Park HS
12:30-3 p.m.	Charity Event	City Square – Dallas
5-8:30 p.m.	Dallas Stars Hockey Game	American Airlines Center

Monday, December 30

11 a.m. -1 p.m.	Team Practice	Highland Park HS
3-5 p.m.	Team Event	Top Golf
5:30-7 p.m.	Team Dinner / Ticket Remote	Babb Brothers BBQ

Tuesday, December 31

11 a.m. – 12 noon	Team Photo	Cotton Bowl
12:15 – 1:15 p.m.	Team Walk Through	Cotton Bowl
2 p.m.	Press Conference	Cotton Bowl
5-6 p.m.	Pep Rally	Fair Park

Wednesday, Jan. 1

11 a.m.	Kickoff – Heart of Dallas Bowl	Cotton Bowl
---------	--------------------------------	-------------

Contact Information in Dallas

Eric Capper Cell Phone - 940-367-0727

Steven Bartolotta Cell Phone - 817-300-1931

NORTH TEXAS FOOTBALL

MEAN GREEN NOTES

NORTH TEXAS MEDIA SERVICES

Who to contact:

Eric Capper: 940-565-2476 (Office)
940-367-0727 (Cell) **Coach McCarney**
E-mail: eric.capper@unt.edu
Steven Bartolotta: 940-369-8329 (Office)
817-300-1931 (Cell) **Players**
E-mail: steven.bartolotta@unt.edu

Practice Coverage

Media has limited access to North Texas football practice. The media may view the first five periods of practices on Tuesday and Wednesday. The remaining practice is closed to all media and fans.

Credentials For Media

Those wishing to cover North Texas must contact Eric Capper or Steven Bartolotta for credentials for home and away games.

Monday Press Conference

All player and coach interviews will be conducted at a press conference on Monday afternoon at the Athletic Center at 11:30 a.m. **Requests for players should be made in advance through the sports information office by Sunday at 12 p.m.** Players requested and unable to attend the press conference on Monday will be made available after practice on Tuesday. Special exemptions may be granted to those media wishing to interview a specific student-athlete before practice at the discretion of the media relations office.

Post-Practice Interviews

Interviews following practice will be conducted only for requested players not available at Tuesday's press conference. All out of town media with request for Coach McCarney, assistant coaches or players must contact Eric Capper or Steven Bartolotta.

Post-Game Interviews

The North Texas locker room is closed to all members of the media. Head coach Dan McCarney and requested players will be available for interviews following a brief cooling off period. Postgame interviews at Apogee Stadium will be held in the team meeting room in the athletic center.

2013 Team Captains

Offense: Brandin Byrd and Mason Y'Barbo
Defense: Zach Orr and Marcus Trice
Special Teams: Announced the week of the game

Back to a Bowl – North Texas is breaking an eight-year string without a bowl appearance, which is the sixth-longest bowl drought among current FBS schools. This will be the eighth bowl game in school history and the first since 2004. The Mean Green is 2-5 in bowl games, winning the 1946 Optimist Bowl 14-13 over Pacific and the 2002 New Orleans Bowl 24-19 over Cincinnati. North Texas made four consecutive New Orleans Bowl appearances from 2001-04, winning the Sun Belt Conference title each of those years.

Notable Turnaround – North Texas went from four wins in 2012 to eight in 2013, for a difference of four wins. Only two teams in 100 years of North Texas football have had a bigger turnaround in one year. The 1966 team went 8-2 after a 3-7 record the previous year and the 1983 team went 8-4 after going 2-9 a year before. With a win in the bowl game, North Texas would tie for the second-best turnaround in school history.

Staying Close to Home – This will be the first bowl game that North Texas has played in the Dallas/Fort Worth area and only the third bowl game for the Mean Green in the state of Texas. North Texas played in the 1946 Optimist Bowl in Houston and the 1959 Sun Bowl in El Paso. This will be only the fourth game a North Texas team has ever played in the Cotton Bowl, where it is 0-3, losing to BYU in 1971 and Oklahoma State and Texas-Arlington in 1981. Of the 105 players on the North Texas roster, 96 are from the state of Texas (91 percent).

All-Conference Honors – Senior wide receiver and return specialist Breelan Chancellor was named the Conference USA Special Teams Player of the Year after earning first team all-conference honors as both a kickoff returner and punt returner. Chancellor was one of four Mean Green players to take up five spots on the all-conference first team, along with linebacker Zach Orr, offensive lineman Cyril Lemon and safety Marcus Trice. North Texas had three players named to the second team, Chancellor, defensive end Aaron Bellazin and offensive lineman Mason Y'Barbo.

Proving it On the Field – When the preseason All-Conference USA football team was voted on by the 14 head coaches in August, North Texas was nowhere to be found. The Mean Green didn't have one player among the 28 that were predicted to earn all-conference distinction. After 12 games, the postseason team looked decidedly different. North Texas and league-champion Rice had more first-team all-conference selections than any other team with five each. In all, between first team, second team and honorable mention, North Texas players took up 14 spots of all-conference recognition. It is the most all-conference players for a North Texas team since it had 16 on the Sun Belt All-Conference team in 2002.

Tough Schedule – North Texas played six teams that will play in a postseason bowl game this

year, going 3-3 in those games. The Mean Green defeated Ball State, Middle Tennessee and Conference USA champion Rice, while losing games to Ohio, Georgia and Tulane. This is the second consecutive year that North Texas has played six bowl teams in a year. Last season the Mean Green was 1-5 vs. its six bowl opponents. In the 16 years before Dan McCarney took over the program, North Texas had never faced more than five bowl teams in a single year.

Offensive Record Season – North Texas has already eclipsed the school record for total offense in a season with 4,939 yards, breaking the old record of 4,904 set in 2009. The 2,731 yards passing by North Texas this season ranks fourth in school history and the 2,208 yards rushing ranks 13th in school history. This is only the third time in school history that a Mean Green offense has had over 2,000 yards rushing and 2,000 yards passing. North Texas has had three games this year with over 500 yards of total offense, which is only the second time in school history a Mean Green team has accomplished that.

Scoring Improved – North Texas had scored 21 or more points in every game this season except the 21-13 loss to UTSA. This was the first time in school history that North Texas scored at least 21 points in its first 10 games of the season. The Mean Green's current scoring average of 31.5 points per game is the third-highest in school history behind only the 36.2 points per game that North Texas averaged in 1951 and the 31.6 average in 1969. The 378 total points this season is the second-highest in school history and the most since 1951.

Pressuring the Quarterback – The North Texas defense has 34 quarterback sacks this year, which ranks 18th nationally and is more than any Mean Green team has had since 2002. The Mean Green has had at least one sack in each of the last eight games, including a school-record eight in the win over UTEP.

First Down Passing Success – The Mean Green has had success passing on first down this season, completing 69 percent of its passes on first down (91-of-131). North Texas quarterbacks have completed 61 percent of passes on second down and 61 percent of passes on third down. Of the 66 pass plays that have gone for 10 yards or more this season, 43 (65 percent) have come on first down, while 15 (23 percent) have come on second down and eight (12 percent) have come on third down.

Distance To Gain – North Texas has set a school record and ranks 26th in the nation in third down conversion percentage, converting on 46 percent of its third-down attempts. Last season the Mean Green was successful converting third downs just 33 percent of the time. A big difference is been the yardage to gain on third down this year. Of the 185 third-down plays this season, 62 (34 percent) have been third down and eight or more yards to gain.

NORTH TEXAS FOOTBALL

MEAN GREEN NOTES

NORTH TEXAS BOWL HISTORY

2004 WYNDHAM NEW ORLEANS BOWL

Southern Miss	31
North Texas	10

Score by Quarters

	1	2	3	4	Score
Southern Miss	14	3	0	14	31
North Texas	0	3	0	7	10

2003 NEW ORLEANS BOWL

Memphis	27
North Texas	17

Score by Quarters

	1	2	3	4	Score
Memphis	7	10	0	10	27
North Texas	3	0	7	7	17

2002 NEW ORLEANS BOWL

Cincinnati	19
North Texas	24

Score by Quarters

	1	2	3	4	Score
Cincinnati	7	0	6	6	19
North Texas	3	14	7	6	24

2001 NEW ORLEANS BOWL

Colorado State	45
North Texas	20

Score by Quarters

	1	2	3	4	Score
Colorado State	17	7	7	14	45
North Texas	0	14	0	6	20

1959 SUN BOWL

North Texas	8
New Mexico St.	28

Score by Quarters

	1	2	3	4	Score
North Texas	0	0	8	0	8
New Mexico St.	14	7	0	7	28

1948 SALAD BOWL

North Texas	6
Nevada	13

Score by Quarters

	1	2	3	4	Score
North Texas	6	0	0	0	6
Nevada	0	7	0	6	13

1946 OPTIMIST BOWL

Pacific	13
North Texas	14

Score by Quarters

	1	2	3	4	Score
Pacific	0	0	7	6	13
North Texas	0	7	0	7	14

Compare that to last year when the Mean Green had 180 third down plays and 81 of them (45 percent) were third-and-eight or longer. This year, North Texas is 41-of-61 (67 percent) in converting third downs with three yards or less to gain and 44-of-124 (35 percent) when it has four yards or more to gain.

Halftime Adjustments – North Texas has only allowed an average of 6.5 points in the second half of games this season. Only three teams in FBS football have allowed fewer points in the second half this year: Bowling Green (4.1), Michigan State (5.2) and Florida State (5.9). The Mean Green held eight of its 12 opponents without a touchdown after intermission and held five teams scoreless. Of the 78 total points allowed by North Texas in the second half, 14 of those were scored off of turnovers and special teams which drops the points allowed by the Mean Green defense to 68 (5.6 avg.). In the fourth quarter, the North Texas defense has allowed just 29 points (2.4 avg) which ranks second in the nation only to Michigan State.

Breaking the Slow Start Trend – North Texas outscored its opponents in the first quarter 72-66 this year which is the first time since 2003 that a Mean Green did not get outscored in the first quarter for the season. Last year North Texas was outscored 92-44 in the first quarter and in the last nine years combined, the Mean Green had been outscored 929-481 in the first quarter.

Pass to Set up Run – North Texas has been running the ball better as the game goes along this season. In the first half, the Mean Green is averaging 3.7 yards per carry, while in the second half that average is nearly 5.0 yards per carry. The pass completion percentage for North Texas is also considerably higher in the first quarter than it is in the third and fourth quarters. Here is a look at the success by quarters this season::

Quarter	Run (Att./Yards/Avg)	Pass (Comp./Att./Yds/PCT)
1st	128/473/3.7	64/92/653/.696
2nd	107/401/3.7	68/103/823/.660
3rd	139/724/5.2	64/96/768/.667
4th	114/521/4.6	48/78/539/.615

Lack of Sacks –The North Texas offensive line has allowed just three quarterback sacks in the last six games (10 for the season) and currently ranks No. 6 in the nation in sacks allowed at .83 sacks per game. The offensive line has not allowed more than two sacks in any game this season. The Mean Green has attempted 372 passes this season for an average of just one quarterback sack allowed every 37.2 pass attempts. The only two teams in FBS football that have a better average of sacks allowed per pass attempt are Fresno State with 63.0 (9 sacks in 567 attempts) and Notre Dame 47.8 (8 sacks in 382 attempts). North Texas led the nation in 2012 in sacks allowed with just six and over the last two seasons combined, North Texas has allowed an FBS-low 16 quarterback sacks.

A Cloud of Dust – North Texas has had success this season when it has been able to run the ball. The Mean Green is 8-1 when it averages 3.0 or more yards per rush for a game and 0-3 when it averages less than three yards per game. In the eight wins North Texas has averaged 5.0 yards per rush. In the three losses it has averaged 2.3 yards per rush.

Rushing to Conclusions – North Texas is 7-0 this season when rushing for at least 150 yards in the game and 1-4 when being held under 150 yards on the ground. The Mean Green has averaged 244.8 yards rushing in its eight wins and 62.5 yards rushing in its four losses. In three years under Dan McCarney North Texas is 10-2 when a North Texas player has 100 or more yards rushing, including a 3-0 mark this year.

No Long Drives – Mean Green opponents have scored 28 touchdowns this season, but three of those happened without the North Texas defense on the field. Of the 25 touchdowns against the North Texas defense, seven came after a North Texas turnover. The Mean Green defense only allowed 12 touchdown drives of 75 yards or longer all year and eight of those came against Ball State, Georgia and Rice. In the last three regular season games, North Texas opponents have had 41 offensive possessions, 15 of which have ended in three-and-out. The average offensive possession for Mean Green opponents in the last three games is 5.1 plays and goes just 18.4 yards. Only two of 41 offensive possessions in the last three games have gone 75 yards or more.

Stopping the Run – North Texas has not allowed an opposing player to rush for over 150 yards in any game this season. The most rushing yards against the Mean Green defense was 141 by Horacio Banks of Ball State. The last time a North Texas team didn't allow a single player 150 yards or more rushing was in 2009.

Doing its Part – The North Texas defense ranks first in Conference USA and No. 9 in the nation in scoring defense, allowing 18.1 points per game. The scoring defense has been a steady improvement under Dan McCarney, improving from 30.7 points per game in his first year, to 27.8 last year and now 18.1. In Conference USA games, the Mean Green defense allowed just 14.0 points per game. North Texas has not had a defense hold opponents to a lower scoring average since 2002 when the Mean Green defense allowed just 14.8 points per game.

Non-Con Success – North Texas outscored its non-conference opponents 116-105 this season. It was the first time since 1994 that the Mean Green has scored more cumulative points than its non-conference opposition. Third-year head coach Dan McCarney has helped close the gap on non-conference foes considerably.

NORTH TEXAS FOOTBALL

MEAN GREEN NOTES

2013 NT C-USA All-Conference Selections

Brelan Chancellor

Special Teams Player of the Year

1st team - Punt Returner, Kick Returner

2nd team - Wide Receiver

Zach Orr

1st team - Linebacker

Marcus Trice

1st team - Safety

Cyril Lemon

1st team - Offensive Line

Mason Y'Barbo

2nd team - Offensive Line

Aaron Bellazin

2nd team - Defensive End

Brandin Byrd

Honorable Mention - Running Back

Richard Abbe

Honorable Mention - Defensive Tackle

Darnell Smith

Honorable Mention - Wide Receiver

Derek Akunne

Honorable Mention - Linebacker

Kenny Buyers

Honorable Mention - Cornerback

Lairamie Lee

Honorable Mention - Safety

Kayden Kirby

C-USA All-Freshman team - Center

Blake Macek

C-USA All-Freshman team - Punter

Below is a look at scoring comparison in non-conference games over last seven years.

Year NT-Opp.

2013 116-105

2012 90-127

2011 71-151

2010 82-140

2009 70-111

2008 55-219

2007 100-264

Finally Familiarity - After having three defensive coordinators in three years, the Mean Green has found some stability and experience in the defense. John Skladany is entering his second season as defensive coordinator and North Texas has returned its top-six tacklers from last season. It is the first time since 2003 that a Mean Green defense brings back its top-six tacklers from the previous year. The 2003 team, led by the defense, won the third most games in school history by going 9-4.

Forcing Turnovers - The North Texas defense ranks No. 4 in the nation in forced turnovers, gaining 32 in 12 games. The Mean Green has forced at least one turnover in every game this season. North Texas has had at least one interception in the last seven games and in 10 of the last 11 games. The only game during that stretch that the Mean Green didn't pick off an opponent pass was against Tulane. North Texas has won the turnover battle seven times this year (6-1 in those games) and lost the turnover battle twice (both losses).

Stability at Quarterback- Senior Derek Thompson is in his third year as the starting quarterback, breaking a 16-year trend of a revolving door at that position. This is the first time North Texas has had a three-year starter since Jason Mills was the starting QB from 1995-97. Thompson has 7,191 career passing yards to rank second in school history. He is second in career pass completions (615), fifth in career touchdown passes with (40) and his career completion percentage (59.6) ranks fourth. His seven career 300-yard passing games is the most in school history, breaking a record held by Hall of Famer Steve Ramsey, who had six from 1966-69. Thompson is currently working on his master's degree after earning his undergraduate degree in 2012.

Brelan's Breakout -Senior wide receiver Brelan Chancellor is having a breakout season. He is averaging a team-high 15.3 yards per reception with four touchdowns. He is also having a great year as a returner, ranking No. 5 in the nation as a punt returner (16.8) and No. 9 as a kick returner (28.1). Of the 84 explosive plays for North Texas this season (20 yards or more) Chancellor has had 34 of them, with his next closest teammate having just 11. He is the NCAA active career leader for kickoff return yards per game, with an average of 72.9 per game.

Byrd Flying into Record Book - Running back Brandin Byrd saved his best for last, having the best season of his career this year as a senior.

Byrd rushed for a career-best 1,023 yards in the regular season, becoming just the ninth player in 100 years of North Texas football to rush for over 1,000 yards in a season. His 2,150 career rushing yards ranks No. 8 all time in school history and his 251-yard rushing performance vs. Tulsa was the sixth-best in North Texas history. Byrd split time in the backfield his entire career, never having more than 205 carries in a season.

Darnell Dependable - Senior wide receiver Darnell Smith led the team with 65 catches and was second on the team with 716 receiving yards, both of which are career highs. Smith joined North Texas in 2012 after transferring from Ellsworth Community College. His first year with the Mean Green he had 28 catches for 379 yards and two touchdowns. This season nearly doubled both of those totals. Ironically, Darnell's three best games this season all came in losses. He had a career-high in catches with 13 in a loss to UTSA. His career-high in receiving yards was 130 in a loss to Tulane. He also had nine catches and one touchdown in a loss to Ohio. Smith had at least one reception in every game this year except the Rice game.

Depend On The Rev - Junior right guard Cyril Lemon is the only player in the nation to start 24 straight games as a freshman and sophomore and earn back-to-back all-conference honors. Known as The Reverend, Lemon has not missed a single snap since arriving on campus in 2011. Lemon's 36 career starts is tied with his line-mate Mason Y'Barbo for the most on the team - three ahead of offensive tackle Antonio Johnson who has 33.

Depth at Back - North Texas started the season with a three-headed monster at running back, with Brandin Byrd, Antoine Jimmerson and Reggie Pegram sharing carries nearly equally. Pegram suffered a season-ending injury in the eighth game of the season and redshirt freshman Rex Rollins became the third part of the rotation. Rollins suffered a season-ending injury two games later so redshirt freshman Mark Lewis assumed the role. In all six different running backs have carried the ball for North Texas this season.

Made To Orr-der - Senior team captain Zach Orr has become only the fourth player in North Texas history to have back-to-back seasons with more than 100 tackles. His 114 tackles is a career best for him and tied for the 10th best single-season performance in North Texas history. Orr currently ranks third in Conference USA in total tackles and tackles per game. He led the conference in recovered fumbles with four and ranked second in forced fumbles with three. He became just the seventh player in North Texas history to eclipse 300 career tackles and with 356 is just seven tackles out of fourth place on the North Texas career tackles list. Zach, the son of former Washington Redskin great Terry Orr, is a three-time all-conference player and one of only two players in C-USA to be named to the Lombardi Award list this year.

NORTH TEXAS FOOTBALL

MEAN GREEN NOTES

MEAN GREEN'S RECORD WHEN:

LEADING AT THE HALF	7-0
TRAILING AT THE HALF	1-4
TIED AT THE HALF	0-0
LEADING AFTER THREE QUARTERS	7-0
TRAILING AFTER THREE QUARTERS	1-4
TIED AFTER THREE QUARTERS	0-0
SCORING FIRST	3-0
OPPONENT SCORES FIRST	5-4
RUNNING MORE PLAYS THAN OPPONENT	6-0
OPPONENT RUNS MORE PLAYS	2-4
SAME NUMBER OF PLAYS	0-0
COMMITTING MORE TURNOVERS	0-2
COMMITTING LESS TURNOVERS	6-1
TURNOVERS ARE EVEN	2-1
COMMITTING AT LEAST TWO TURNOVERS	4-2
WINNING TIME OF POSSESSION	6-1
OPPONENT WINS TIME OF POSSESSION	2-3
RUNNING 70 OR MORE OFF. PLAYS	5-1
RUNNING LESS THAN 70 OFF. PLAYS	3-3
RUSHING FOR 150 YARDS OR MORE	7-0
RUSHING FOR LESS THAN 150 YARDS	1-4
PASSING FOR 200 YARDS OR MORE	4-3
PASSING FOR LESS THAN 200 YARDS	4-1
PASSING % IS OVER 55%	6-4
PASSING % IS LESS THAN 55%	2-0
THIRD DOWN CONV. IS OVER 40%	7-1
THIRD DOWN CONV. IS LESS THAN 40%	1-3
GAINING MORE TOTAL YARDS THAN OPP	6-1
GAINING LESS TOTAL YARDS THAN OPP	2-3
PLAYING AT HOME	5-1
PLAYING ON THE ROAD	3-3
PLAYING ON NATURAL GRASS	0-1
PLAYING ON ARTIFICIAL SURFACE	8-3

UNDER DAN MCCARNEY:

LEADING AT THE HALF	13-1
LEADING AFTER THREE QUARTERS	14-1
SCORING FIRST	9-5
RUSHING FOR 150 YARDS OR MORE	13-4
PASSING FOR 200 YARDS OR MORE	8-11
THIRD DOWN CONV. IS OVER 40%	11-4
WINNING TURNOVER MARGIN	14-7
SCORING 20 POINTS OR MORE	17-10
SCORING 30 POINTS OR MORE	12-0
SCORING 40 POINTS OR MORE	5-0
HOLDING OPP. TO 10 POINTS OR LESS	6-0
HOLDING OPP. TO 20 POINTS OR LESS	8-1
GAINING MORE TOTAL YARDS THAN OPP	13-3
PLAY AT HOME	12-5
PLAYING ON THE ROAD	5-14

NORTH TEXAS CONSECUTIVE STARTS

MASON Y'BARBO, JR., OL	36
CYRIL LEMON, JR., OL	36
DEREK THOMPSON, SR. QB	36
MARCUS TRICE, SR., DB	24
BRANDIN BYRD, SR., RB	24
ZACH ORR, SR., LB	24
DEREK AKUNNE, JR., LB	23

Trice is Nice - Senior safety Marcus Trice is having his best season with the Mean Green. The Oklahoma transfer earned first team all-conference honors after finishing third on the team with 83 tackles and had a team-high five interceptions, including two in the win over Rice. He has a team-high eight pass breakups and has forced two fumbles and recovered another. Trice leads the team with three blocked kicks, which has helped North Texas rank first in the nation with eight total blocked kicks.

A First for Prior - This is the light at the end of the tunnel for North Texas tight end Daniel Prior. In more than 10 years of playing competitive football, the senior from Henderson, Texas, has never played on a winning football team until this year. All through middle school and high school, Prior played on teams that lost many more games that they won. In his first two years at North Texas the Mean Green was a combined 5-19, then he went 5-7 in Dan McCarney's first year before suffering an injury that kept him out of the 2012 season. This season, he started the year healthy, was injured against Georgia and missed six games, then came back to play in the final two. It is the only time he has ever enjoyed a winning season.

Hitman Having Career Season - Junior starting safety Laramie Lee is known as the Hitman by his teammates for his physical play and hard-hitting ability. Lee is sixth on the team with 70 tackles and second on the team with three interceptions, but it is what's not in the stats that his teammates say is the real value. Lee's punishing style has separated dozens of receivers from balls and had a cumulative affect from receivers being less aggressive over the middle. He had a career-high 12 tackles in the loss to UTSA, which came a week after he set his previous best with 10 tackles in the win over Rice.

Belly Sacks - Senior defensive end Aaron Bellazin had his best year in 2013, finishing first in Conference USA with 7.5 quarterback sacks. The two-year starter also tied for a team high with 11 tackles for loss and added 31 total tackles to his resume. He earned second team all-conference for his effort this season, which was the first time in his career he has received all-conference recognition. With 13.5 career quarterback sacks, Bellazin ranks ninth in Mean Green history for career sacks.

Abbe Showing Ability - It is apparent that defensive tackle Richard Abbe is being noticed by opposing coaches. The 6-4, 320-pound senior had his the best year of his career, but only finished the regular season with 19 total tackles. Film must have told another story for Abbe, who was named honorable mention all-conference by the league's coaches. Abbe had his two best games of his career in the final two games, getting two sacks and two tackles for loss in the loss to UTSA and recording a career-high five tackles in the season-finale win at Tulsa.

Buying Time - Sophomore cornerback Kenny Buyers has quietly gone from walk-on to starter. As a true freshman walk-on in 2012, Buyers saw action in 11 games, mostly on special teams and in nickel packages. After a successful spring season, Buyers was awarded a scholarship and entered the fall second on the depth chart at corner. After two games this season, he became a starter, making his first collegiate start against Ball State. Buyers is fourth on the team with a career-best 71 tackles and has two interceptions.

Special Teams Turnaround - No team in college football has made the special teams turnaround that North Texas has this season. The Mean Green has improved in nearly every special teams category and has blocked seven kicks to rank first in the nation. Below is a look at the improvement from 2012 to 2013.

Category	2012 (NCAA Rank)	2013 (NCAA Rank)
PR Avg.	2.13 (117)	14.7 (6)
Punt Def. Avg.	10.0 (90)	6.7 (41)
KR Avg.	19.2 (104)	23.9 (190)
Kickoff Cov. Avg.	26.5 (117)	20.9 (57)

Worst to First - Senior wide receiver/punt returner Breelan Chancellor had more yards on his first punt return of the 2013 season than the entire team did in 12 games last year. Chancellor took his first return of the year back 48 yards, which more than doubled the team's output of 17 total yards last season. His 370 punt return yards in 12 games ranks No. 5 in the nation and is more than the teams total in the last five years combined. In 2012, North Texas had a total of eight punt returns for 17 yards which was the lowest output in school history. In the win over Rice, Chancellor took a punt back 65 yards for a touchdown which was the first time a Mean Green player brought a punt back for a score since Johnny Quinn did it in 2004 - a span of 107 games.

NT Punt Returns Since 2008

Year	No.	Yards	Avg.	Long	TD
2013	30	441	14.7	65	4*
2012	8	17	2.1	5	0
2011	16	69	4.3	13	0
2010	13	43	3.3	18	0
2009	11	65	5.9	29	0
2008	10	46	6.4	14	0

* Three Blocked Punts

NORTH TEXAS FOOTBALL

CAREER AND SINGLE SEASON RECORDS WATCH

PASSING ATTEMPTS

1. Mitch Maher, 1991-94	1,149
2. Derek Thompson, 2009-Pres	1,025
Steve Ramsey, 1967-69	1,015
4. Scott Davis, 1987-90	922
5. Giovanni Vizza, 2007-08	876
6. Scott Hall, 2000-04	784
7. Jason Mills, 1994-97	697

PASSES COMPLETED

1. Mitch Maher, 1991-94	640
2. Derek Thompson, 2009-Pres	615
3. Giovanni Vizza, 2007-08	532
4. Scott Davis, 1987-90	519
5. Steve Ramsey, 1967-69	491
6. Scott Hall, 2000-04	422
7. Jason Mills, 1995-97	337
8. Riley Dodge, 2008-01	311
9. Vidal Carlin, 1965-66	276

PASSING EFFICIENCY

1. Scott Hall, 2000-04	132.26
2. Mitch Maher, 1991-94	128.56
3. Scott Davis, 1987-90	126.44
4. Riley Dodge, 2008-10	125.71
5. Derek Thompson, 2009-Pres	125.18

TOUCHDOWN PASSES

1. Steve Ramsey, 1967-69	69
2. Mitch Maher, 1991-94	67
3. Scott Hall, 2000-04	50
4. Scott Davis, 1987-90	41
5. Derek Thompson, 2009-Pres	40
6. Giovanni Vizza, 2007-08	32
Jason Mills, 1995-97	32

PASSING YARDS

1. Mitch Maher, 1991-94	8,519
2. Derek Thompson, 2009-Pres	7,191
3. Steve Ramsey, 1967-69	7,076
4. Scott Davis, 1987-90	6,923
5. Scott Hall, 2000-04	5,975
6. Giovanni Vizza, 2007-08	5,146
7. Jason Mills, 1994-97	3,981
8. Vidal Carlin, 1965-66	3,233
9. Riley Dodge, 2008-10	3,187
10. Ken Washington, 1974-77	3,040

COMP. PERCENTAGE (AT LEAST 200 COMP)

1. Riley Dodge (311-481), 2008-10	64.7
2. Jordan Case (218-354), 1977-79	61.6
3. Giovanni Vizza (223-383), 2007-08	60.7
4. Derek Thompson (615-1025), 2009-Pres	60.0
5. Scott Davis (519-922), 1987-90	56.7
6. Rusty Hill (241-432), 1980-82	55.8
7. Mitch Maher (640-1,149), 1991-94	55.7
8. Daniel Meager (261-471), 2005-08	55.7
9. Scott Hall (422-784), 2000-04	53.8
10. Greg Carter (236-461), 1980-83	51.2

RUSHING YARDS

1. Lance Dunbar, 2008-11	4,224
2. Patrick Cobbs, 2001-05	4,050
3. Jamario Thomas, 2004-07	3,496
4. Ja'Quay Wilburn, 1997-2000	3,120
5. Kevin Galbreth, 2001-02	2,417
6. Bernard Jackson, 1977-80	2,256
7. Darrin Collins, 1986-89	2,220
8. Brandin Byrd, 2010-Pres.	2,150
9. Ken Bahnsen, 1950-52	2,095
10. Terrance Brown, 1992-93	2,077

TACKLES

1. Byron Gross, 1987-90	386
2. Craig Robertson, 2006-10	381
3. Brad Kassell, 1998-01	365
4. Lester Harper, 1980-83	362
5. Zach Orr, 2010-Pres.	356
6. Burks Washington, 1975-78	351
7. Lance White, 1983-86	325

TACKLES FOR LOSS

1. Brandon Kennedy, 2000-03	61
2. Brad Kassell, 1998-01	39
3. Adrian Awasom, 2001-04	32
4. Brandon Akpunku, 2008-11	27
5. Corbin Montgomery, 1996-99	26
6. Craig Robertson, 2006-10	23
7. Aaron Bellazin, 2010-Pres	22.5
Zach Orr, 2010-Pres	22.5
9. Brandon McCoy, 2010-Pres	20.5
10. Michael Pruitt, 2003-04	18.5

SACKS

1. Willis Hudson, 1991-95	24.0
2. Adrian Awasom, 2001-04	20.0
Roderick Manning, 1986-89	20.0
4. Corbin Montgomery, 1997-99	19.5
5. Scott Blank, 1997-98	18.0
6. Brandon Akpunku, 2008-11	17.0
7. Brandon Kennedy, 2000-03	16.5
8. Jeremiah Chapman, 2004-07	15.5
9. Aaron Bellazin, 2010-Pres	13.5
Brandon McCoy, 2010-Pres	13.5

CAREER 200-YARD PASSING GAMES

1. Mitch Maher, 1991-94	23
2. Steve Ramsey, 1967-69	20
3. Derek Thompson, 2009-Pres	19
4. Giovanni Vizza, 2007-08	15

CONSECUTIVE 200-YARD PASSING GAMES

1. Mitch Maher, 1994	10
2. Derek Thompson, 2012	8

CAREER 300-YARD PASSING GAMES

1. Derek Thompson, 2009-Pres	7
2. Steven Ramsey, 1967-69	6
3. Giovanni Vizza, 2007-08	4
Mitch Maher, 1991-94	4

CAREER 100-YARD RECEIVING GAMES

1. John Love, 1965-66	11
Barry Moore, 1968-69	11
3. Casey Fitzgerald, 2005-08	10
4. Ron Shanklin, 1967-69	9
5. Brelan Chancellor, 2010-Pres	7
6. Johnny Quinn, 2003-06	6
Troy Redwine, 1992-96	6
David Yaeger, 1971-72	6
10. David Brown, 1991-94	5

TOTAL OFFENSE

1. Mitch Maher, 1991-94	9,006
2. Scott Davis, 1987-90	8,436
3. Derek Thompson, 2009-Pres	7,502
4. Steve Ramsey, 1967-69	6,568
5. Scott Hall, 2000-04	6,440
6. Giovanni Vizza, 2007-08	5,631

ALL-PURPOSE YARDS

1. Lance Dunbar, 2008-11	5,375
2. Brelan Chancellor, 2010-Pres	5,322
3. Patrick Cobbs, 2001-05	5,222

FIELD GOALS

1. Keith Chapman, 1985-89	49
2. Nick Bazaldua, 2002-05	42
3. Zach Olen, 2010-Pres	32

TOTAL POINTS

1. Lance Dunbar, 2008-11	294
2. Nick Bazaldua, 2002-05	247
3. Keith Chapman, 1985-89	233
4. Patrick Cobbs, 2001-05	228
5. Ron Shanklin, 1967-69	186
6. Scott Davis, 1987-90	180
7. Zach Olen, 2010-Pres	179

SINGLE SEASON RECORDS

PASSING YARDS

1. Mitch Maher, 1994	3,103
2. Steve Ramsey, 1969	2,828
3. Giovanni Vizza, 2008	2,758
4. Derek Thompson, 2012	2,649
5. Derek Thompson, 2013	2,640
6. Mitch Maher, 1993	2,595
7. Steve Ramsey, 1968	2,516
8. Scott Davis, 1988	2,409
9. Giovanni Vizza, 2007	2,388
10. Mitch Maher, 1992	2,090

PASSES COMPLETED

1. Giovanni Vizza, 2008	309
2. Mitch Maher, 1994	231
35. Derek Thompson, 2013	230
4. Giovanni Vizza, 2007	223
Derek Thompson, 2012	214

COMPLETION PERCENTAGE

1. Riley Dodge, 2009	67.7
2. Derek Thompson, 2013	63.9

TOTAL OFFENSE

1. Mitch Maher, 1994	3,280
2. Giovanni Vizza, 2008	2,944
3. Scott Davis, 1988	2,848
4. Derek Thompson, 2013	2,795

TACKLES FOR LOSS

1. Brandon Kennedy, 2002	24
2. Jeremiah Chapman, 2007	17
Brad Kassell, 1999	17
Brandon Kennedy, 2003	17
5. Adrian Awasom, 2004	15
6. Brad Kassell, 2001	12
7. Zach Orr, 2013	11

ALL PURPOSE YARDS

1. Lance Dunbar, 2010	1,885
2. Jamario Thomas, 2004	1,815
3. Brelan Chancellor, 2013	1,783

PAT'S MADE

1. Zach Paul, 2013	44
Nick Bazaldua, 2003	44

TEAM SINGLE SEASON RECORDS

SACKS

1. 2002	45
2. 1997	39
3. 1996	34
2013	34
5. 1992	33

TOTAL OFFENSE

1. 2013	4,939
----------------	--------------

NORTH TEXAS FOOTBALL

HEAD COACH DAN MCCARNEY

McCarney Quick Facts

Age: 60
Alma Mater: Iowa ('75)
NT Record: 17-19
 (3rd year)
Career Record: 73-104
 (15th year)
Playing Experience: Offensive Line-
 man at Iowa (1971-74)
Family: Married to Margy. Has three
 children: Jillian, Melanie, Shane.



McCarney Coaching Experience

Year	School	Position
2011-Pres	North Texas	Head Coach
2008-10	Florida	Ast. HC/DL
2007	South Florida	Ast. HC/DL
1995-06	Iowa State	Head Coach
1990-94	Wisconsin	D. Coord./DL
1979-89	Iowa	Def. Line
1977-78	Iowa	Off. Line

McCarney Year-by-Year

Year	Overall	Conf.	Finish
1995*	3-8	1-6	T7th
1996*	2-9	1-7	6th
1997*	1-10	1-7	6th
1998*	3-8	1-7	T5th
1999*	4-7	1-7	T5th
2000*	9-3	5-3	3rd
2001*	7-5	4-4	3rd
2002*	7-7	4-4	3rd
2003*	2-10	0-8	6th
2004*	7-5	4-4	T1st
2005*	7-5	4-4	T2nd
2006*	4-8	1-7	6th
2011^	5-7	4-4	5th
2012	4-8	3-5	T6th
2013	8-4	6-2	T2nd
Totals:	73-104	40-79	

*-Iowa State

^-North Texas

McCarney Bowl Experience

1982: Rose	2000: Insight.com
1982: Peach	2001: Independence
1983: Gator	2002: Humanitarian
1984: Freedom	2004: Independence
1986: Rose	2005: EV1.Net Houston
1986: Holiday	2008: Brut Sun
1987: Holiday	2009: BCS National Title
1988: Peach	2010: Sugar
1994: Rose	2011: Outback
1994: Hall of Fame	2013: Heart of Dallas

Dan McCarney knows how to build football programs. He was a part of a historical turnaround at Iowa State and now you can add North Texas to that list. McCarney has turned around the Mean Green program in three seasons and taken them to a bowl game for the first time since 2004.

North Texas has won eight games for only the 15th time in school history this season under McCarney in 2013. Along the way, the Mean Green has broken offensive, defensive, special teams and attendance records in the 2013 season. McCarney has established Apogee Stadium as one of the toughest places to play, building a home record of 12-5 in three seasons.

The Mean Green has already achieved the biggest single season turnaround since 1982-83 under McCarney in 2013. The North Texas offense has set a new school record for total offense in a single season. The North Texas defense has allowed the fewest points per game since 2002. North Texas has rushed for over 300-yards three times in 2013, which is the most in a single season since 1959.

McCarney has notched the second most wins of his college coaching career in 2013 with eight and has won 17 games at North Texas faster than his mentor Hayden Fry did.

He defeated a Big 10 Conference opponent for the first time in school history in 2011. He defeated a team that won nine games and a New Orleans Bowl championship in Louisiana-Lafayette in 2012. The academic improvement under McCarney is perhaps more impressive than what has happened on the field. The football team GPA for the fall of 2012 was the highest it has ever been since the measurement began being recorded in the mid-1990s.

McCarney had more than half his team make the honor roll last fall, with 45 players earning a 3.0 or higher.

With more than 30 years of college coaching experience, including 13 years as head coach at Iowa State University, McCarney, 60, is an established leader. He came to North Texas after serving as the assistant head coach at the University of Florida where he had been since 2008.

McCarney began his coaching career at the University of Iowa, where he was an assistant under Fry for 11 years. He continued his career as the defensive coordinator at the University of Wisconsin under Alvarez, directing some of the best defensive teams in that schools history.

In his 11 years with Fry at Iowa, their teams went to eight bowl games after not having a winning season the previous 19 years. At Wisconsin, McCarney helped turn a team that had won 10 games in five years into a Big 10 Conference championship and Rose Bowl appearance in his fourth year.

McCarney took over as head coach at Iowa State in 1995, assuming responsibility of a program that had enjoyed just three winning seasons in the 16 years prior to his arrival.

The year before McCarney became head coach at Iowa State, the Cyclones suffered through an 0-10-1 record. His rebuilding process at Iowa State took five years, but, in his sixth season, he became the first head coach in the previous 94 years at Iowa State to win nine games in a season and gave the Cyclones their first-ever bowl victory and first bowl appearance in 23 years. McCarney led Iowa State to five bowl games from 2000-05 and was named Big 12 Conference Coach of the Year in 2004 when his team earned a Big 12 North co-championship. In 119 years of football at Iowa State, only 17 teams have won seven or more games in a season and McCarney coached five of those.

McCarney is a 1975 graduate of the University of Iowa where he was a three-year letterman on the offensive line and a team captain in 1974. He is married to his wife Margy and has three children, Jillian, Melanie and Shane.



NORTH TEXAS FOOTBALL

SCORING SUMMARY

Idaho	6	0	0	0	6
North Texas	14	12	7	7	40

UI - Manley 6 yard catch, 2:00, 1st
 NT - Byrd 1 yd run, 2:54, 1st
 NT - Chancellor 85 yd catch, 1:21, 1st
 NT - Lewis 1 yd run, 6:13, 2nd
 NT - Byrd 27 yd run, 0:27, 2nd
 NT - Pegram 2 yd run, 3:16, 3rd
 NT - Terrell 30 yd catch, 3:34, 4th

TEAM STATISTICS	Idaho	NT
First Downs	14	27
Rushes-Yards	139	187
Passing-Yards	230	404
Comp-Att-Int	19-28-0	28-34-1
Total Plays-Yards	64-369	79-591
Punts-Yards	5-44.8	1-30.0
Fumbles/Lost	4-3	2-1
Penalties	11-74	7-72
3rd Down Conv.	5-of-13	8-of-14
Time of Possession	28:41	31:19

INDIVIDUAL STATISTICS

RUSHING - Idaho - Brown, 6-70, McCain, 2-24. **North Texas** - Byrd 7-57, Pegram 13-47.

PASSING - Idaho - Chalic - 19-27-0, 230. **North Texas** - Thompson - 23-27-0-349.

RECEIVING Idaho - Epps, 7-89. **North Texas** - Chancellor 6-135, D. Smith 4-79.

Attendance: 21,975

SCORING SUMMARY

North Texas	7	0	7	7	21
Ohio	7	14	0	6	27

OU - Cochran 75 yd catch, 0:10, 1st
 NT - Jimmerson 3 yd run, 4:58, 1st
 OU - Boykin 10 yd run, 3:47, 2nd
 OU - Johnson 42 yd interception return, 2nd
 NT - Harris 31 yd catch, 2:08, 3rd
 NT - Smith 6 yd catch, 2:53, 4th
 OU - Green 38 yd FG, 4:36, 4th
 OU - Green 22 yd FG, 5:44, 4th

TEAM STATISTICS	NT	Ohio
First Downs	14	20
Rushes-Yards	104	203
Passing-Yards	195	239
Comp-Att-Int	19-29-2	19-30-2
Total Plays-Yards	67-299	70-442
Punts-Yards	7-39.0	4-42.7
Fumbles/Lost	2-2	1-1
Penalties	8-62	10-98
3rd Down Conv.	4-for-14	5-for-14
Time of Possession	30:04	29:56

INDIVIDUAL STATISTICS

RUSHING - North Texas - Jimmerson 12-35. **Ohio** - Boykin 19-93.

PASSING - North Texas - Thompson - 19-29-195-2. **Ohio** - Tettleton - 19-30-239-2.

RECEIVING North Texas - D. Smith 9-89. **Ohio** - Cochran 6-103.

Attendance: 24,511

SCORING SUMMARY

Ball State	20	7	0	0	27
North Texas	3	13	8	10	34

BSU - Snead 3 yd catch, 3:12, 1st
 NT - Paul 48 yd FG, 3:36, 1st
 BSU - Banks 77 yd run, 0:52, 1st
 BSU - Jones 3 yd fumble recovery, 1st
 NT - Paul 22 yd FG, 4:16, 2nd
 NT - Paul 47 yd FG, 3:13, 2nd
 BSU - Snead 27 yd catch, 2:57, 2nd
 NT - Chancellor 25 yd catch, 1:36, 2nd
 NT - Pegram 32 yd run, 2:23, 3rd
 NT - Paul 19 yd FG, 5:32, 4th
 NT - Thompson 26 yd run, 3:58, 4th

TEAM STATISTICS	Ball St.	NT
First Downs	19	31
Rushes-Yards	163	231
Passing-Yards	333	274
Comp-Att-Int	27-46-2	31-47-0
Total Plays-Yards	66-496	92-505
Punts-Yards	2-45.5	4-35.5
Fumbles/Lost	4-3	1-1
Penalties	4-28	10-85
3rd Down Conv.	7-of-12	10-of-19
Time of Possession	22:24	37:36

INDIVIDUAL STATISTICS

RUSHING - Ball St. - Banks 11-141. **North Texas** - Byrd 18-79.

PASSING - Ball St. - Wenning - 27-46-2-333. **North Texas** - Thompson - 31-47-0-274.

RECEIVING Ball St. - Smith 4-115. **North Texas** - Chancellor 9-88.

Attendance: 14,747

SCORING SUMMARY

North Texas	0	14	7	0	21
Georgia	7	14	14	10	45

UGA - Gurley 12 yd run, 2:01, 1st
 UGA - Davis 98 yd catch, 0:14, 2nd
 NT - Smith 20 yd catch, 4:47, 2nd
 UGA - Lynch 16 yd catch, 2:26, 2nd
 NT - Chancellor 99 yd kickoff return, 2nd
 NT - Whitfield 0 yard blocked punt return, 3rd
 UGA - Murray 1 yd run, 2:42, 3rd
 UGA - Conley 4 yd catch, 4:41, 3rd
 UGA - Morgan 27 yd FG, 6:07, 4th
 UGA - Green 1 yd run, 0:14, 4th

TEAM STATISTICS	NT	UGA
First Downs	13	26
Rushes-Yards	7	191
Passing-Yards	238	450
Comp-Att-Int	26-41-1	23-31-1
Total Plays-Yards	245	641
Punts-Yards	10-42.4	6-24.9
Fumbles/Lost	0-0	1-1
Penalties	4-25	6-42
3rd Down Conv.	4-for-16	6-for-13
Time of Possession	27:57	32:03

INDIVIDUAL STATISTICS

RUSHING - North Texas - Byrd 11-23. **Georgia** - Gurley 21-91.

PASSING - North Texas - Thompson - 21-31-202-1. **Georgia** - Murray - 22-30-408-3.

RECEIVING North Texas - Pegram 4-53. **Georgia** - Davis 2-134.

Attendance: 92,746

SCORING SUMMARY

North Texas	0	0	7	14	21
Tulane	0	7	14	3	24

TLN - Shackelford 6 yd catch, 6:45, 2nd
 NT - Y*Barbo 0 yd fumble recovery, 3:22, 3rd
 TLN - Strozier 62 yd blocked FG return, 3rd
 TLN - Doss 59 yd interception return, 3rd
 NT - Byrd 1 yd catch, 3:24, 4th
 NT - Smith 62 yd catch, 1:03, 4th
 TLN - Santos 27 yd FG, 3:45, 4th

TEAM STATISTICS	NT	TLN
First Downs	18	17
Rushes-Yards	34	95
Passing-Yards	326	132
Comp-Att-Int	29-42-2	18-28-2
Total Plays-Yards	360	227
Punts-Yards	7-30.2	7-26.3
Fumbles/Lost	2-0	1-1
Penalties	11-105	4-49
3rd Down Conv.	7-for-16	4-for-14
Time of Possession	27:44	32:16

INDIVIDUAL STATISTICS

RUSHING - North Texas - Thompson 6-19. **Tulane** - Darkwa 16-44.

PASSING - North Texas - Thompson - 29-42-326-2. **Tulane** - Montana 18-28-132-1.

RECEIVING North Texas - D. Smith 8-130. **Tulane** - Grant 7-60

Attendance: 20,734

SCORING SUMMARY

MTSU	7	0	0	0	7
North Texas	7	17	0	10	34

NT - Pegram 5 yd run, 4:18, 1st
 MTSU - Grammer 5 yd run, 2:30, 2nd
 NT - Byrd 1 yd run, 4:51, 2nd
 NT - Lee 20 yd interception return, 2nd
 NT - Paul 21 yd FG, 1:26, 2nd
 NT - Paul 22 yd FG, 3:14, 4th
 NT - Pegram 4 yd run, 3:42, 4th

TEAM STATISTICS	MTSU	NT
First Downs	13	25
Rushes-Yards	139	303
Passing-Yards	66	113
Comp-Att-Int	14-30-1	13-19-2
Total Plays-Yards	57-205	80-416
Punts-Yards	7-29.5	3-13.1
Fumbles/Lost	4-2	3-1
Penalties	1-15	6-70
3rd Down Conv.	5-for-15	10-for-17
Time of Possession	22:11	37:49

INDIVIDUAL STATISTICS

RUSHING - MTSU - Grammer 15-106. **North Texas** - Byrd 20-139.

PASSING - MTSU - Grammer - 6-22-1-36. **North Texas** - Thompson - 13-19-2-113.

RECEIVING - MTSU - Perkins 5-33. **North Texas** - D. Smith 5-44.

Attendance: 21,171

NORTH TEXAS FOOTBALL

SCORING SUMMARY

North Texas	0	14	14	0	28
Louisiana Tech	7	3	0	3	13

LTU - Higgins 2 yd run, 2:19, 1st
 LTU - Fischer 40 yd FG, 2:22, 2nd
 NT - Chancellor 61 yd catch, 2:20, 2nd
 NT - Whitfield 56 yd interception return, 2nd
 NT - Thompson 3 yd run, 1:58, 3rd
 NT - Byrd 1 yd run, 4:16, 3rd
 LTU - Fischer 35 yd FG, 3:13, 4th

TEAM STATISTICS	NT	La Tech
First Downs	20	20
Rushes-Yards	165	37
Passing-Yards	221	367
Comp-Att-Int	16-24-1	37-55-2
Total Plays-Yards	68-386	78-404
Punts-Yards	6-228	5-179
Fumbles/Lost	0-0	1-1
Penalties	4-44	5-50
3rd Down Conv.	6-for-13	7-for-18
Time of Possession	32:51	27:09

INDIVIDUAL STATISTICS

RUSHING - North Texas - Byrd 14-71.
La Tech - Dixon 12-25

PASSING - North Texas - Thompson - 16-24-221-1. **La Tech** - Higgins - 36-54-0-343

RECEIVING North Texas - Chancellor 9-95.
La Tech - Guillot 10-99
Attendance: 20,317

SCORING SUMMARY

North Texas	13	28	7	7	55
Southern Miss	0	7	7	0	13

NT - Chancellor 46 yd catch, 1:53, 1st
 NT - Pegram 2 yd run, 6:37, 1st
 USM - Sullivan 59 yd catch, 1:13, 2nd
 NT - Byrd 1 yd run, 1:44, 2nd
 NT - Jimmerson 15 yd catch, 4:00, 2nd
 NT - Thompson 3 yd run, 1:42, 2nd
 NT - Jimmerson 6 yd run, 0:39, 2nd
 USM - Payne 2 yd run, 0:05, 3rd
 NT - Pegram 1 yd run, 4:21, 3rd
 NT - Byrd 8 yd run, 4:04, 4th

TEAM STATISTICS	NT	USM
First Downs	30	10
Rushes-Yards	229	39
Passing-Yards	300	210
Comp-Att-Int	18-27-2	12-31-3
Total Plays-Yards	89-529	52-249
Punts-Yards	3-104	7-281
Fumbles/Lost	2-2	4-2
Penalties	2-10	4-40
3rd Down Conv.	11-for-17	2-for-11
Time of Possession	41:51	18:09

INDIVIDUAL STATISTICS

RUSHING - North Texas - Pegram 19-74.
USM - Payne 9-44-

PASSING - North Texas - Thompson - 18-27-2-300. **USM** - Mullens - 12-31-3-210

RECEIVING North Texas - Chancellor 4-127. **USM** - Sullivan 2-97.
Attendance: 23,203

SCORING SUMMARY

Rice	2	14	0	0	16
North Texas	7	14	7	0	28

Rice - Team safety, 1st
 NT - Orr 55 yd fumble return, 1st
 Rice - Petersen 21 yd catch, 2nd, 1:35
 Rice - Taylor 32 yd catch, 2nd, 2:41
 NT - Jimmerson 42 yd run, 2nd, 4:05
 NT - Chancellor 65 yd punt return, 2nd
 NT - Jimmerson 46 yd catch, 3rd, 0:48

TEAM STATISTICS	Rice	NT
First Downs	20	13
Rushes-Yards	133	149
Passing-Yards	222	104
Comp-Att-Int	18-28-2	7-13-1
Total Plays-Yards	70-355	56-253
Punts-Yards	6-293	6-228
Fumbles/Lost	1-1	0-0
Penalties	2-25	6-43
3rd Down Conv.	2-for-13	7-for-15
Time of Possession	31:31	28:29

INDIVIDUAL STATISTICS

RUSHING - Rice - Ross 18-101.
North Texas - Jimmerson 8-62

PASSING - Rice - McHargue - 18-28-2-222.
North Texas - Thompson - 7-13-1-104.

RECEIVING - Rice - Taylor 5-71.
North Texas - Harris 3-29
Attendance: 22,835

SCORING SUMMARY

UTEP	0	0	7	0	7
North Texas	14	7	7	13	41

NT - Byrd 2 yd run, 1:32, 1st
 NT - Kidsy 0 yd blocked punt return, 1st
 NT - Jimmerson 5 yd run, 1:55, 2nd
 NT - Byrd 82 yd run, 1:15, 3rd
 UTEP - Leslie 22 yd catch, 5:45, 3rd
 NT - Harris 42 yd catch, 3:52, 4th
 NT - Paul 31 yd FG, 1:50, 4th
 NT - Paul 25 yd FG, 4:04, 4th

TEAM STATISTICS	UTEP	NT
First Downs	13	22
Rushes-Yards	45	317
Passing-Yards	128	154
Comp-Att-Int	20-14-1	24-10-0
Total Plays-Yards	62-184	67-471
Punts-Yards	10-407	5-204
Fumbles/Lost	1-0	1-0
Penalties	5-40	6-35
3rd Down Conv.	4-for-16	5-for-13
Time of Possession	33:06	26:54

INDIVIDUAL STATISTICS

RUSHING - UTEP - Dowell 6-28.
North Texas - Byrd 18-202

PASSING - UTEP - Leftwich - 14-20-1-128.
North Texas - Thompson - 10-24-0-154.

RECEIVING - UTEP - Leslie 5-41.
North Texas - Miller 3-44.
Attendance: 26,119

SCORING SUMMARY

UTSA	7	0	7	7	21
North Texas	0	3	0	10	13

UTSA - Jones 40 yd run, 2:20, 1st
 NT - Paul 44 yd FG, 0:57, 2nd
 UTSA - Soza 2 yd run, 4:18, 3rd
 NT - Paul 21 yd FG, 4:05, 4th
 UTSA - Soza 10 yd run, 5:29, 4th
 NT - Miller 6 yd catch, 2:28, 4th

TEAM STATISTICS	UTSA	NT
First Downs	26	24
Rushes-Yards	184	105
Passing-Yards	274	229
Comp-Att-Int	49-30-1	46-26-1
Total Plays-Yards	80-458	74-334
Punts-Yards	3-54	4-166
Fumbles/Lost	0-0	1-1
Penalties	6-56	4-20
3rd Down Conv.	14-for-20	6-for-15
Time of Possession	33:30	26:30

INDIVIDUAL STATISTICS

RUSHING - UTSA - Okotcha 16-104.
North Texas - Byrd 12-52

PASSING - UTSA - Soza - 30-49-1-274.
North Texas - Thompson - 26-46-1-229.

RECEIVING - UTSA - Mack 6-36.
North Texas - Smith 13-115.
Attendance: 19,335

SCORING SUMMARY

North Texas	7	14	14	7	42
Tulsa	10	0	0	0	10

TU - Barrow 97 yd fumble return, 1st
 NT - Jimmerson 12 yd run, 2:30, 1st
 TU - Salazar 26 yd FG, 1:46, 1st
 NT - Roberts blocked punt return, 2nd
 NT - Byrd 10 yd run, 2:27, 2nd
 NT - Byrd 91 yd run, 0:14, 3rd
 NT - Byrd 2 yd run, 4:44, 3rd
 NT - Jimmerson 31 yd run, 1:09, 4th

TEAM STATISTICS	NT	Tulsa
First Downs	21	14
Rushes-Yards	377	122
Passing-Yards	173	114
Comp-Att-Int	17-26-1	14-38-2
Total Plays-Yards	76-550	73-236
Punts-Yards	7-276	12-426
Fumbles/Lost	2-1	1-0
Penalties	8-56	1-5
3rd Down Conv.	7-for-16	3-for-18
Time of Possession	34:36	25:24

INDIVIDUAL STATISTICS

RUSHING - North Texas - Byrd 26-251.
Tulsa - Watts 19-114

PASSING - North Texas - Thompson - 17-26-1-221-1. **Tulsa** - Evans 9-24-76-0

RECEIVING North Texas - Chancellor 5-36.
Tulsa - Atkinson 5-35.
Attendance: 17,792

NORTH TEXAS FOOTBALL

2013 GAME-BY-GAME RESULTS

	Tm. Rushing (Att.-Yds.-TDs)		Tm. Passing (Att.-Comp.-Yds.-Int-TDs)		Tm. Total Offense		Tm. First Downs		Fumbles-Lost	
	NT	Opp	NT	Opp	NT	Opp	NT	Opp	NT	Opp
vs. Idaho	45-187-4	36-139-0	34-28-404-1-2	28-19-230-0-1	591	369	27	14	2-1	4-3
at Ohio	38-104-1	40-203-0	29-19-195-2-2	30-19-239-2-2	299	442	14	20	2-2	1-1
vs. Ball State	45-231-2	20-163-1	47-31-274-0-1	46-27-333-2-2	505	496	19	31	1-1	4-3
at Georgia	25-7-0	43-191-3	41-26-238-1-1	31-23-450-1-3	245	641	13	26	0-0	1-1
at Tulane	20-34-1	39-95-0	42-29-326-2-2	28-18-132-0-1	360	227	18	17	2-0	1-1
vs. MTSU	61-303-3	27-139-1	19-13-113-2-0	30-14-66-1-0	416	205	25	13	3-1	4-2
at Louisiana Tech	44-165-2	23-37-1	24-16-221-1-1	55-37-367-2-0	386	404	20	20	0-0	1-1
at Southern Miss	62-229-6	21-39-1	27-18-300-2-2	31-12-210-3-1	529	249	30	10	2-2	4-2
vs. Rice	43-149-1	42-133-0	13-7-104-1-1	28-18-222-2-2	253	355	13	20	0-0	1-1
vs. UTEP	43-317-3	42-56-0	24-10-154-0-1	20-14-128-1-1	471	184	13	22	1-0	1-0
vs. UTSA	28-105-0	31-184-3	46-26-229-1-1	49-30-274-1-0	458	334	26	24	1-0	0-0
at Tulsa	50-377-5	35-122-0	26-17-173-1-0	38-14-114-2-0	550	236	21	14	2-1	1-0

INDIVIDUAL RUSHING (Att.-Yds.-TD)

	Jimmerson	Byrd	Pegram
vs. Idaho	11-40-0	7-57-2	13-47-1
at Ohio	12-35-1	10-27-0	9-23-0
vs. Ball State	1--4-0	18-79-0	11-65-1
at Georgia	5--5-0	11-23-0	3--4-0
at Tulane	2-5-0	6-0-0	5-9-0
vs. MTSU	10-72-0	20-139-1	22-88-2
at Louisiana Tech	14-54-0	14-71-1	12-36-0
at Southern Miss	7-30-1	20-61-2	19-74-2
vs. Rice	8-62-1	20-61-0	---
vs. UTEP-	8-20-1	18-202-2	---
vs. UTSA	10-38-0	12-52-0	---
at Tulsa	12-85-2	26-251-3	---

INDIVIDUAL PASSING (Att.-Comp.-Yds.-Int.-TD)

	Thompson	McNulty
vs. Idaho	27-23-349-0-2	0-1-0-1-0
at Ohio	29-19-195-2-2	---
vs. Ball State	47-31-274-0-1	0-0-0-0-0
at Georgia	36-21-202-1-1	5-5-36-0-0
at Tulane	42-29-326-2-2	---
vs. MTSU	19-13-113-2-0	0-0-0-0-0
at Louisiana Tech	24-16-221-1-1	---
at Southern Miss	27-18-300-2-2	0-0-0-0-0
vs. Rice	13-7-104-1-1	---
vs. UTEP	24-10-154-1-1	0-0-0-0-0
vs. UTSA	46-26-229-1-1	----
at Tulsa	26-17-173-1-0	0-0-0-0-0

INDIVIDUAL RECEIVING (Rec.-Yds.-TD)

	Chancellor	D. Smith	Harris	D. Miller	Kidsy	Terrell
vs. Idaho	6-135-1	4-79-0	3-32-0	0-0-0	3-35-0	2-34-1
at Ohio	1-33-0	9-89-1	3-55-1	0-0-0	1-7-0	0-0-0
vs. Ball State	9-88-1	9-64-0	6-54-0	2-10-0	4-47-0	0-0-0
at Georgia	1-12-0	6-39-1	5-45-0	1-26-0	1-6-0	1-6-0
at Tulane	7-103-0	8-130-1	6-58-0	1-16-0	1-9-0	0-0-0
vs. MTSU	3-26-0	5-44-0	0-0-0	0-0-0	0-0-0	0-0-0
at Louisiana Tech	9-95-1	4-65-0	4-36-0	1-10-0	1-9-0	0-0-0
at Southern Miss	4-127-1	1-8-0	7-87-0	3-43-0	2-20-0	0-0-0
vs. Rice	2-23-0	0-0-0	3-29-0	0-0-0	1-6-0	0-0-0
vs. UTEP	2-25-0	3-32-0	1-42-1	3-44-0	0-0-0	0-0-0
vs. UTSA	2-15-0	13-115-0	3-53-0	2-10-1	2-12-0	2-19-0
at Tulsa	5-36-0	3-51-0	3-28-0	2-16-0	0-0-0	0-0-0

NORTH TEXAS FOOTBALL

INDIVIDUAL LEADERS BY GAME

Game	Rushing (att-yds-td)	Passing (att-comp-yds-td)	Receiving (rec-yds-td)	Tackles
vs. Idaho	Byrd (7-57-2)	Thompson (27-23-349-2)	Chancellor (6-135-1)	Orr (11)
at Ohio	Jimmerson (12-35-1)	Thompson (29-19-195-2)	Smith (9-89-1)	Trice (14)
vs. Ball State	Byrd (18-79-0)	Thompson (47-31-274-1)	Chancellor (9-88-1)	Orr (11)
at Georgia	Byrd (11-23-0)	Thompson (36-21-202-1)	Pegram (4-53-0)	Akunne (12)
at Tulane	Thompson (6-19-0)	Thompson (42-29-326-2)	Smith (8-130-1)	Buyers (9)
vs. MTSU	Byrd (20-139-1)	Thompson (19-13-113-0)	Smith (5-44-0)	Jones/Akunne (6)
at Louisiana Tech	Byrd (14-71-1)	Thompson (24-16-221-1)	Chancellor (5-95-1)	Orr (17)
at Southern Miss	Pegram (19-74-2)	Thompson (27-18-300-2)	Chancellor (4-127-1)	Trice (6)
vs. Rice	Jimmerson (8-62-1)	Thompson (13-7-104-1)	Harris (3-29-0)	Buyers (10)
vs. UTEP	Byrd (18-202-2)	Thompson (24-10-154-1)	Miller (3-44-0)	Orr (12)
vs. UTSA	Byrd (12-52-0)	Thompson (46-26-229-1)	Smith (13-115-0)	Lee (12)
at Tulsa	Byrd (26-251-3)	Thompson (26-17-173-0)	Smith (3-51-0)	Wright (9)

OPPONENT INDIVIDUAL LEADERS BY GAME

Game	Rushing (att-yds-td)	Passing (att-comp-yds-td)	Receiving (rec-yds-td)	Tackles
vs. Idaho	Brown (6-70-0)	Chalich (27-19-230-1)	Epps (7-89-0)	Millian/Willis (10)
at Ohio	Boykin (19-93-0)	Tettleton (30-19-239-2)	Cochran (6-103-1)	Kristoff (10)
vs. Ball State	Banks (11-141-1)	Wenning (46-27-333-2)	Smith (4-115-0)	Garrett (8)
at Georgia	Gurley (21-91-1)	Murray (30-22-408-3)	Davis (2-134-1)	Wilson (9)
at Tulane	Darkwa (16-44-0)	Montana (28-18-132-1)	Grant (7-60-0)	Strozier/Davis (7)
vs. MTSU	Grammer (15-106-1)	Grammer (22-6-36-0)	Perkins (5-33-0)	Byard (17)
at Louisiana Tech	Dixon (12-25-0)	Higgins (54-36-343-0)	Guillot (10-99-0)	McDonald (11)
at Southern Miss	Payne (9-44-1)	Mullens (31-12-210-1)	Sullivan (2-97-1)	Reda (14)
vs. Rice	Ross (18-101-0)	McHargue (28-18-222-2)	Taylor (5-71-1)	White (9)
vs. UTEP	Dowell (6-28-0)	Leftwich (20-14-128-1)	Leslie (5-41-1)	Miller/Smith (8)
vs. UTSA	Okotcha (16-104-0)	Soza (49-30-274-0)	Mack (6-36-0)	Wade (11)
at Tulsa	Watts (19-114-0)	Evans (24-9-76-0)	Lucas (4-42-0)	Mudoh (13)

CONFERENCE USA CONFERENCE PLAYERS OF THE WEEK

Week	Offense	Defense	Special Teams
Sept. 2	Shane Carden (East Carolina)	Zach Orr (North Texas)	Jamarcus Nelson (UAB)
Sept. 9	Trey Watts (Tulsa)	Michael Mudoh (Tulsa)	Carl Salazar (Tulsa)
Sept. 16	Derek Thompson (North Texas)	D'Joun Smith (Florida Atlantic)	Chris Boswell (Rice)
Sept. 23	Reggie Whatley (MTSU)	Dearco Nolan (MTSU)	Brelan Chancellor (North Texas)
Sept. 30	Shane Carden (East Carolina)	Jordan Batiste (Tulane)	Ty Long (UAB)
Oct. 7	Jaquez Johnson (Florida Atlantic)	Lorenzo Doss (Tulane)	Derrick Strozier (Tulane)
Oct. 14	Devin Powell (Tulane)	Derrick Strozier (Tulane)	Cairo Santos (Tulane)
Oct. 21	Justin Hardy (East Carolina)	Zac Whitfield (North Texas)	Chris Boswell (Rice)
Oct. 28	Logan Kilgore (MTSU)	Sam Scofield (Tulane)	Kyle Fischer (Louisiana Tech)
Nov. 4	Rakeem Kato (Marshall)	D'Joun Smith (FAU)	Brelan Chancellor (North Texas)
Nov. 11	Shane Carden (East Carolina)	Adairius Barnes (Louisiana Tech)	Sean Ianno (UTSA)
Nov. 18	Charles Ross (Rice)	Christian Milsted (Florida Atlantic)	Chris Boswell (Rice)
Nov. 25	Shane Carden (ECU)/Eric Soza (UTSA)	Shawn Jackson (Tulsa)	Cairo Santos (Tulane)
Dec. 2	Brandin Byrd (North Texas) /Nick Mullins (S. Miss)	Gary Thompson (Marshall)	Mike Marshall (North Texas)

NORTH TEXAS FOOTBALL

2013 STARTING LINEUPS

OFFENSE

Game	LT	LG	C	RG	RT	WR	WR	WR	WR	TE	RB	QB
vs. Idaho	Johnson	Y'Barbo	Kirby	Lemon	Anyiam	D.Smith	Chancellor	Prior	Miller	Byrd	Thompson	
at Ohio	Johnson	Y'Barbo	Kirby	Lemon	Anyiam	D. Smith	Chancellor	Harris	Miller	Byrd	Thompson	
vs. Ball State	Johnson	Y'Barbo	Kirby	Lemon	Anyiam	D. Smith	Chancellor	Harris	Miller	Byrd	Thompson	
at Georgia	Anyiam	Y'Barbo	Kirby	McKinney	Lemon	D. Smith	Chancellor	Harris	Miller	Byrd	Thompson	
at Tulane	Anyiam	Y'Barbo	Kirby	McKinney	Lemon	M. Smith	Chancellor	Harris	Miller	Byrd	Thompson	
vs. MTSU	Johnson	Y'Barbo	Kirby	Lemon	Anyiam	D. Smith	Chancellor	Harris	Miller	Byrd	Thompson	
at Louisiana Tech	Johnson	Y'Barbo	Kirby	Lemon	Anyiam	D. Smith	Chancellor	Harris	Miller	Byrd	Thompson	
at Southern Miss	Johnson	Y'Barbo	Kirby	Lemon	Anyiam	D. Smith	Chancellor	Harris	Miller	Byrd	Thompson	
vs. Rice	Johnson	Y'Barbo	Kirby	Lemon	Anyiam	D. Smith	Chancellor	Harris	Miller	Byrd	Thompson	
vs. UTEP	Johnson	Y'Barbo	Kirby	Lemon	Anyiam	D. Smith	Chancellor	Harris	Miller	Byrd	Thompson	
vs. UTSA	Johnson	Y'Barbo	Kirby	Lemon	Anyiam	D. Smith	Chancellor	Harris	Miller	Byrd	Thompson	
at Tulsa	Johnson	Y'Barbo	Kirby	Lemon	Anyiam	D. Smith	Chancellor	Harris	Miller	Byrd	Thompson	

DEFENSE

Game	DE	DT	DT	DE	LOLB	MLB	ROLB	CB	CB	FS	SS
vs. Idaho	Mason	Boutwell	Abbe	Bellazin	Wright	Orr	Akunne	Whitfield	Jackson	Trice	Lee
at Ohio	Polk	Boutwell	Abbe	Bellazin	Wright	Orr	Akunne	Whitfield	Jackson	Trice	Lee
vs. Ball State	Mason	Boutwell	Abbe	Bellazin	Wright	Orr	Akunne	Buyers	Jackson	Trice	Lee
at Georgia	McCoy	Boutwell	Abbe	Bellazin	Wright	Orr	Akunne	Buyers	Jones	Trice	Lee
at Tulane	McCoy	Boutwell	Abbe	Bellazin	Wright	Orr	Akunne	Buyers	Jones	Trice	Lee
vs. MTSU	Mason	Boutwell	Abbe	Bellazin	Wright	Orr	Akunne	Buyers	Jones	Trice	Lee
at Louisiana Tech	McCoy	Boutwell	Abbe	Bellazin	Wright	Orr	Akunne	Buyers	Jones	Trice	Lee
at Southern Miss	McCoy	Boutwell	Abbe	Bellazin	Wright	Orr	Akunne	Buyers	Jones	Trice	Lee
vs. Rice	McCoy	Boutwell	Abbe	Bellazin	Wright	Orr	Akunne	Buyers	Jones	Trice	Lee
vs. UTEP	McCoy	Boutwell	Abbe	Bellazin	Wright	Orr	Akunne	Buyers	Jones	Trice	Lee
vs. UTSA	McCoy	Boutwell	Abbe	Bellazin	Wright	Orr	Akunne	Buyers	Jones	Trice	Lee
at Tulsa	McCoy	Boutwell	Abbe	Bellazin	Wright	Orr	Akunne	Buyers	Jones	Trice	Lee

NORTH TEXAS FOOTBALL

2013 LONG PLAYS

NORTH TEXAS BIG PLAYS

Opponent	RUSHING				PASSING				SPECIAL TEAMS	
	20-29	30-39	40-49	50+	20-29	30-39	40-49	50+	Block	Ret TD
vs. Idaho	2	0	0	0	0	1	1	1	0	0
at Ohio	0	0	0	0	1	2	0	0	0	0
vs. Ball State	2	1	0	0	2	0	0	0	0	0
at Georgia	0	0	0	0	2	1	0	0	1	2
at Tulane	0	0	0	0	2	0	1	1	0	0
vs. MTSU	1	1	0	0	0	0	0	0	1	0
at Louisiana Tech	1	0	0	0	0	1	0	1	0	0
at Southern Miss	0	0	0	0	0	1	1	1	0	0
vs. Rice	0	0	1	0	0	0	1	0	0	1
vs. UTEP	2	2	0	1	2	0	1	0	1	1
vs. UTSA	0	0	0	0	2	0	0	0	1	0
at Tulsa	2	2	0	1	1	1	0	0	2	1
TOTALS	10	6	1	2	12	7	5	4	6	5

OPPONENT BIG PLAYS

Opponent	RUSHING				PASSING				SPECIAL TEAMS	
	20-29	30-39	40-49	50+	20-29	30-39	40-49	50+	Block	Ret TD
vs. Idaho	0	0	1	0	0	0	0	2	0	0
at Ohio	2	0	0	0	3	0	0	1	0	0
vs. Ball State	0	0	1	1	3	1	1	0	0	0
at Georgia	0	1	0	0	2	2	2	1	0	0
at Tulane	0	0	0	0	0	0	0	0	1	0
vs. MTSU	2	0	0	0	0	0	0	0	0	0
at Louisiana Tech	0	0	0	0	4	1	0	0	0	0
at Southern Miss	0	0	0	0	1	1	0	1	0	0
vs. Rice	1	1	0	0	5	1	0	0	0	0
vs. UTEP	0	0	0	0	1	0	0	0	0	0
vs. UTSA	0	1	1	0	1	1	0	0	0	0
at Tulsa	1	0	0	0	0	1	0	0	0	0
TOTALS	6	3	3	1	20	8	3	5	1	0

TURNOVERS FORCED

Opponent	NORTH TEXAS					OPPONENTS				
	FUM	INT	TOT	PTS OFF	Margin	FUM	INT	TOT	PTS OFF	
vs. Idaho	3	0	3	7	+1	1	1	2	0	
at Ohio	1	2	3	7	-1	2	2	4	10	
vs. Ball State	3	2	5	3	+4	1	0	1	7	
at Georgia	1	1	2	0	+1	0	1	1	7	
at Tulane	1	0	1	0	-1	0	2	2	7	
vs. MTSU	2	1	3	7	+0	1	2	3	7	
at Louisiana Tech	1	2	3	7	+2	0	1	1	7	
at Southern Miss	2	3	5	21	+1	2	2	4	7	
vs. Rice	1	2	3	14	+2	0	1	1	0	
vs. UTEP	0	1	1	3	+1	0	0	0	0	
vs. UTSA	0	1	1	3	+0	0	0	1	0	
at Tulsa	0	2	2	0	+0	1	1	2	7	
TOTALS	15	17	32	73	+10	8	14	22	59	

NORTH TEXAS FOOTBALL

2013 INDIVIDUAL BIG PLAYS

NORTH TEXAS PLAYS FROM SCRIMMAGE 20+ YARDS

RUNNING PLAYS (19)

Yds	Rusher	Opponent
91	Brandin Byrd*	Tulsa
82	Brandin Byrd*	UTEP
42	Antoinne Jimmerson*	Rice
35	Brandin Byrd	UTEP
33	Brandin Byrd	Tulsa
32	Reggie Pegram*	Ball State
32	Brandin Byrd	MTSU
31	Antoinne Jimmerson*	Tulsa
30	Rex Rollins	UTEP
27	Brandin Byrd*	Idaho
26	Derek Thompson*	Ball State
26	Carlos Harris	UTEP
25	Brandin Byrd	Ball State
21	Antoinne Jimmerson	La Tech
21	Brelan Chancellor	UTEP
21	Brelan Chancellor	Tulsa
20	Brandin Byrd	Tulsa
20	Antoinne Jimmerson	Idaho
20	Brandin Byrd	MTSU

*-Touchdown

PASSING PLAYS (28)

Yds	Receiver	Opponent
85	Brelan Chancellor*	Idaho
62	Darnell Smith*	Tulane
61	Brelan Chancellor*	La Tech
52	Brelan Chancellor	Southern Miss
46	Darnell Smith	Idaho
46	Brelan Chancellor*	Southern Miss
46	Antoinne Jimmerson*	Rice
42	Carlos Harris*	UTEP
40	Brelan Chancellor	Tulane
36	Carlos Harris	Southern Miss
35	Darnell Smith	La Tech
33	Brelan Chancellor	Ohio
32	Darnell Smith	Tulsa
31	Carlos Harris*	Ohio
30	Darius Terrell*	Idaho
30	Reggie Pegram	Georgia
28	Marcus Smith	Tulsa
26	Drew Miller	Georgia
25	Brelan Chancellor*	Ball State
25	Darnell Smith	UTSA
24	Darvin Kidsy	Ball State
22	Drew Miller	UTEP
22	Carlos Harris	UTSA
21	Brelan Chancellor	UTEP
21	Carlos Harris	Tulane
21	Brelan Chancellor	Tulane
20	Darnell Smith	Ohio
20	Darnell Smith*	Georgia

*-Touchdown

KR 30 YARDS OR MORE (4)

Yds	Returner	Opponent
99	Brelan Chancellor*	Georgia
41	Brelan Chancellor	Tulane
32	Brelan Chancellor	UTSA
31	Brelan Chancellor	Southern Miss

*- Touchdown

PR 20 YARDS OR MORE (6)

Yds	Returner	Opponent
65	Brelan Chancellor*	Rice
62	Brelan Chancellor	Idaho
55	Brelan Chancellor	MTSU
48	Brelan Chancellor	Idaho
27	Brelan Chancellor	Ohio
23	Marcus Trice	MTSU

*- Touchdown

INT RETURN 20 YARDS OR MORE (6)

Yds	Returner	Opponent
56	Zac Whitfield*	La Tech
32	Zac Whitfield	Tulsa
28	Sheldon Wade	Tulsa
24	Marcus Trice	Southern Miss
22	Kenny Buyers	Ohio
20	Lairamie Lee*	MTSU

*- Touchdown

OPPONENT PLAYS FROM SCRIMMAGE 20+ YARDS

RUNNING PLAYS (13)

Yds	Rusher	Team
77	Horacio Banks*	Ball State
47	Jerrel Brown	Idaho
42	Horacio Banks	Ball State
40	Cam Jones*	UTSA
39	J.J. Green	Georgia
38	E. Okotcha	UTSA
35	Charles Ross	Rice
28	Beau Blankenship	Ohio
26	Beau Blankenship	Ohio
26	Austin Grammer	MTSU
26	Trey Watts	Tulsa
24	Austin Grammer	MTSU
23	Taylor McHargue	Rice

*- Touchdown

PASSING PLAYS (30)

Yds	Receiver	Team
99	Reggie Davis*	Georgia
75	Chase Cochran*	Ohio
59	Micahel La Grone	Idaho
59	Dominique Sullivan*	Southern Miss
50	Dezmon Epps	Idaho
43	Chris Conley	Georgia
42	Arthur Lynch	Georgia
42	Jamil Smith	Ball State
39	Jamil Smith	Ball State
38	Dominique Sullivan	Southern Miss
37	Hubble	UTSA
36	Reggie Davis	Georgia
32	Jordan Taylor*	Rice
32	J Scott-Wesley	Georgia
31	Keevan Lucas	Tulsa
29	Willie Snead	Ball State
27	Willie Snead*	Ball State
27	S. Grubb	UTSA
27	Jay Rome	Georgia
26	Matt Waters	Ohio
25	Dennis Parks	Rice
24	Arthur Lynce	Georgia
24	Donte Foster	Ohio
24	Jamil Smith	Ball State
23	Chase Cochran	Ohio
23	Markese Triplett	Southern Miss
22	Turner Petersen	Rice
22	Jordan Leslie*	UTEP
21	Turner Petersen*	Rice
21	Jordan Taylor	Rice
20	Donte Moore	Rice

*- Touchdown

KR 30 YARDS OR MORE (3)

Yds	Returner	Team
43	R. Montgomery	Idaho
32	Ja'Terian Douglas	Tulsa
31	Autrey Golden	UTEP

*- Touchdown

PR 20 YARDS OR MORE (0)

Yds	Returner	Team

*- Touchdown

INT RETURN 20 YARDS OR MORE (3)

Yds	Returner	Team
59	Lorenzo Doss*	Tulane
42	Javon Johnson*	Ohio
28	Okotcha	UTSA

*- Touchdown

NORTH TEXAS FOOTBALL

MEAN GREEN DRIVE CHART

IDAHO

Team	Qtr	Drive Started			Drive Ended			Consumed		
		Spot	Time	Obtained	Spot	Time	How lost	PI	Yds	TOP
NT	1st	N25	10:59	Punt	U00	08:05	*TOUCHDOWN	9	- 75	2:54
NT		N19	06:38	Downs	U00	05:17	*TOUCHDOWN	3	- 81	1:21
NT		U40	01:49	Punt	U33	00:27	Downs	4	- 7	1:22
NT	2nd	U49	12:47	Downs	U00	06:34	*TOUCHDOWN	15	- 49	6:13
NT		U19	05:52	Fumble	U10	04:14	Downs	4	- 9	1:38
NT		U38	03:13	Fumble	U00	02:46	*TOUCHDOWN	2	- 38	0:27
NT		N12	00:31	Punt	N17	00:00	End of half	1	- 5	0:31
NT	3rd	N29	15:00	Kickoff	U33	10:51	Punt	9	- 38	4:09
NT		U07	10:34	Fumble	U05	09:22	Interception	3	- 2	1:12
NT		N11	06:44	Punt	U00	03:28	*TOUCHDOWN	9	- 89	3:34
NT	4th	N10	14:51	Punt	U00	11:17	*TOUCHDOWN	10	- 90	3:34
NT		N22	08:57	Missed FG	U10	06:32	Fumble	6	- 68	2:25
NT		U25	02:21	Punt	U22	00:04	Downs	4	- 3	2:17

LOUISIANA TECH

Team	Qtr	Drive Started			Drive Ended			Consumed		
		Spot	Time	Obtained	Spot	Time	How lost	PI	Yds	TOP
NT	1st	V17	12:34	Punt	V32	10:09	Interception	5	- 15	2:25
NT		V36	07:50	Kickoff	H47	05:04	Punt	5	- 17	2:46
NT		V31	02:32	Punt	H28	14:11	Downs	8	- 41	3:21
NT	2nd	V15	11:01	Punt	V29	08:35	Punt	6	- 14	2:26
NT		V14	06:13	Kickoff	H00	03:53	*TOUCHDOWN	5	- 86	2:20
NT		H00	02:05	Interception	H00	02:05	*TOUCHDOWN	0	- 0	0:00
NT		V15	00:00	Missed FG	V15	00:00	End of half	0	- 0	0:00
NT	3rd	V18	15:00	Kickoff	H36	10:15	Punt	9	- 46	4:45
NT		H43	09:03	Punt	H00	07:05	*TOUCHDOWN	4	- 43	1:58
NT		V34	04:56	Punt	H00	00:40	*TOUCHDOWN	11	- 66	4:16
NT	4th	V27	12:27	Kickoff	V24	10:39	Punt	3	- (3)	1:48
NT		V37	09:07	Downs	H33	04:48	Punt	8	- 30	4:19
NT		V20	02:29	Interception	V41	00:02	Punt	4	- 21	2:27
NT		V18	00:00	Fumble	V18	00:00	End of half	0	- 0	0:00

OHIO

Team	Qtr	Drive Started			Drive Ended			Consumed		
		Spot	Time	Obtained	Spot	Time	How lost	PI	Yds	TOP
NT	1st	N19	14:46	Kickoff	N27	12:34	Punt	3	- 8	2:12
NT		N48	12:34	Fumble	Q27	11:13	Fumble	5	- 25	1:21
NT		N45	09:33	Punt	N42	08:31	Punt	3	- (3)	1:02
NT		O46	07:02	Punt	O00	02:04	*TOUCHDOWN	10	- 46	4:58
NT	2nd	N23	13:06	Kickoff	N28	12:34	Interception	2	- 5	0:32
NT		N29	12:30	Kickoff	Q27	10:29	Missed FG	6	- 44	2:01
NT		N24	09:22	Punt	O44	04:22	Punt	9	- 32	5:00
NT		N23	02:34	Missed FG	N31	00:45	Punt	3	- 8	1:49
NT	3rd	N33	14:53	Kickoff	N34	12:54	Punt	3	- 1	1:59
NT		N20	09:40	Downs	N41	07:14	Punt	6	- 21	2:26
NT		N47	06:33	Punt	O00	04:25	*TOUCHDOWN	5	- 53	2:08
NT		O18	00:00	Interception	O18	04:10	Fumble	0	- 0	0:00
NT		N44	00:44	Interception	O00	12:51	*TOUCHDOWN	8	- 56	2:53
NT	4th	N29	08:01	Kickoff	N37	07:07	Punt	3	- 8	0:54
NT		N16	01:23	Kickoff	N07	01:02	Interception	2	- (9)	0:21

SOUTHERN MISS

Team	Qtr	Drive Started			Drive Ended			Consumed		
		Spot	Time	Obtained	Spot	Time	How lost	PI	Yds	TOP
NT	1st	N02	13:05	Punt	N17	11:37	Interception	4	- 15	1:28
NT		N20	10:08	Missed FG	S00	08:15	*TOUCHDOWN	6	- 80	1:53
NT		N22	06:56	Punt	S00	00:19	*TOUCHDOWN	13	- 78	6:37
NT	2nd	N33	14:11	Punt	N50	12:10	Punt	4	- 17	2:01
NT		N39	10:57	Kickoff	S00	09:13	*TOUCHDOWN	5	- 61	1:44
NT		N48	08:23	Punt	S00	04:23	*TOUCHDOWN	9	- 52	4:00
NT		N33	03:20	Punt	S00	01:38	*TOUCHDOWN	5	- 67	1:42
NT		S13	01:16	Interception	S00	00:37	*TOUCHDOWN	3	- 13	0:39
NT	3rd	N16	15:00	Kickoff	N02	14:00	Fumble	2	- (14)	1:00
NT		N36	13:55	Kickoff	N39	12:21	Punt	3	- 3	1:34
NT		N34	11:35	Punt	S48	10:20	Interception	4	- 18	1:15
NT		S26	10:13	Fumble	S09	09:41	Fumble	2	- 17	0:32
NT		S40	07:57	Interception	S00	03:36	*TOUCHDOWN	8	- 40	4:21
NT		S39	03:18	Interception	S00	14:14	*TOUCHDOWN	8	- 39	4:04
NT	4th	N22	13:03	Punt	N48	10:06	Punt	4	- 26	2:57
NT		N20	06:04	Fumble	S48	00:00	End of half	9	- 32	6:04

BALL STATE

Team	Qtr	Drive Started			Drive Ended			Consumed		
		Spot	Time	Obtained	Spot	Time	How lost	PI	Yds	TOP
NT	1st	N35	11:48	Kickoff	B31	08:12	*FIELD GOAL	9	- 34	3:36
NT		N48	08:03	Fumble	B44	06:20	Punt	3	- 8	1:43
NT		N28	05:28	Fumble	N43	03:15	Punt	5	- 15	2:13
NT		N07	00:27	Fumble	N03	00:20	Fumble	1	- (4)	0:07
NT		N25	00:20	Kickoff	B05	11:04	*FIELD GOAL	11	- 70	4:16
NT	2nd	N43	09:36	Fumble	B30	06:23	*FIELD GOAL	7	- 27	3:13
NT		N29	03:26	Kickoff	B00	01:50	*TOUCHDOWN	4	- 71	1:36
NT		B45	01:27	Interception	B37	00:32	Missed FG	6	- 8	0:55
NT		N37	00:01	Missed FG	N35	00:00	End of half	1	- (2)	0:01
NT	3rd	N26	15:00	Kickoff	B00	12:37	*TOUCHDOWN	7	- 74	2:23
NT		N34	10:45	Missed FG	B39	09:02	Punt	6	- 27	1:43
NT		N32	05:23	Downs	B02	14:51	*FIELD GOAL	15	- 66	5:32
NT	4th	N44	13:45	Punt	B00	09:47	*TOUCHDOWN	9	- 56	3:58
NT		N23	07:05	Punt	N50	01:57	Punt	11	- 27	5:08
NT		B22	01:12	Interception	B25	00:00	End of half	2	- (3)	1:12

RICE

Team	Qtr	Drive Started			Drive Ended			Consumed		
		Spot	Time	Obtained	Spot	Time	How lost	PI	Yds	TOP
NT	1st	N25	15:00	Kickoff	R47	11:31	Punt	6	- 28	3:29
NT		N17	08:44	Punt	N46	05:16	Punt	7	- 29	3:28
NT		N17	03:23	Punt	N00	01:17	*SAFETY	4	- (17)	2:06
NT	2nd	N45	00:41	Fumble	N45	00:41	*TOUCHDOWN	0	- 0	0:00
NT		N25	14:06	Kickoff	N43	11:47	Punt	6	- 18	2:19
NT		N26	09:06	Kickoff	R00	05:01	*TOUCHDOWN	8	- 74	4:05
NT		R00	03:26	Punt	R00	03:26	*TOUCHDOWN	0	- 0	0:00
NT		N37	00:35	Downs	N35	00:00	End of half	1	- (2)	0:35
NT	3rd	N04	12:47	Punt	N08	10:52	Punt	3	- 4	1:55
NT		N24	09:46	Interception	R00	08:58	*TOUCHDOWN	3	- 76	0:48
NT		N29	05:49	Punt	R48	03:17	Punt	5	- 23	2:32
NT		N28	00:42	Punt	N44	14:21	Interception	4	- 16	1:21
NT	4th	N13	08:10	Downs	N21	04:28	Punt	6	- 8	3:42
NT		N04	02:09	Interception	N10	00:00	End of half	3	- 6	2:09

GEORGIA

Team	Qtr	Drive Started			Drive Ended			Consumed		
		Spot	Time	Obtained	Spot	Time	How lost	PI	Yds	TOP
NT	1st	N29	15:00	Kickoff	N47	12:43	Punt	5	- 18	2:17
NT		N21	11:24	Punt	N26	09:55	Punt	3	- 5	1:29
NT		N20	08:40	Interception	N34	05:42	Punt	5	- 14	2:58
NT		N24	03:36	Kickoff	N37	00:00	Punt	6	- 13	3:36
NT	2nd	N14	14:40	Kickoff	G00	09:53	*TOUCHDOWN	10	- 86	4:47
NT		G00	07:12	Kickoff	G00	07:12	*TOUCHDOWN	0	- 0	0:00
NT		N10	04:13	Punt	N18	02:48	Punt	3	- 8	1:25
NT		N03	00:57	Punt	N05	00:03	Punt	3	- 2	0:54
NT		N35	00:00	Missed FG	N35	00:00	End of half	0	- 0	0:00
NT	3rd	G00	14:17	Punt	G00	14:17	*TOUCHDOWN	0	- 0	0:00
NT		N09	11:23	Punt	N10	09:53	Punt	3	- 1	1:30
NT		N25	07:11	Kickoff	G27	05:24	Interception	5	- 48	1:47
NT		N35	00:43	Kickoff	N35	14:52	Punt	3	- 0	0:51
NT	4th	G34	14:02	Fumble	G35	13:11	Punt	3	- (1)	0:51
NT		N37	11:27	Punt	N45	09:52	Punt	3	- 8	1:35
NT		N25	03:45	Kickoff	N41	02:00	Downs	7	- 16	1:45
NT		N38	01:43	Kickoff	G23	00:00	End of half	7	- 39	1:43

UTEP

Team	Qtr	Drive Started			Drive Ended			Consumed		
		Spot	Time	Obtained	Spot	Time	How lost	PI	Yds	TOP
NT	1st	N27	15:00	Kickoff	U34	13:43	Punt	4	- 39	1:17
NT		N30	09:09	Missed FG	U00	07:37	*TOUCHDOWN	5	- 70	1:32
NT		N20	03:52	Punt	N34	01:48	Punt	4	- 14	2:04
NT		U00	00:14	Punt	U00	00:14	*TOUCHDOWN	0	- 0	0:00
NT	2nd	N30	13:39	Punt	U00	11:44	*TOUCHDOWN	6	- 70	1:55
NT		N32	09:35	Punt	N48	06:10	Punt	6	- 16	3:25
NT		N28	04:10	Punt	N30	03:19	Punt	3	- 2	0:51
NT		N35	00:47	Punt	N35	00:00	End of half	2	- 0	0:47
NT	3rd	N07	11:36	Punt	U00	10:21	*TOUCHDOWN	4	- 93	1:15
NT		N25	04:36	Kickoff	N25	04:07	Punt	3	- 0	0:29
NT		N12	02:48	Punt	U00	13:56	*TOUCHDOWN	10	- 88	3:52
NT	4th	U47	13:50	Interception	U13	12:00	*FIELD GOAL	7	- 34	1:50
NT		N46	09:45	Punt	U08	05:41	*FIELD GOAL	9	- 46	4:04
NT		N17	03:33	Punt	N41	00:00	End of half	6	- 24	3:33

UTSA

Team	Qtr	Drive Started			Drive Ended			Consumed		
		Spot	Time	Obtained	Spot	Time	How lost	PI	Yds	TOP
NT										

NORTH TEXAS FOOTBALL

OPPONENT DRIVE CHART

IDAHO

Team	Qtr	Drive Started			Drive Ended			Consumed		
		Spot	Time	Obtained	Spot	Time	How lost	PI	Yds	TOP
UI	1st	U25	15:00	Kickoff	N00	13:00	*TOUCHDOWN	4	- 75	2:00
UI		N45	13:00	Kickoff	N40	10:59	Punt	3	- 5	2:03
UI		U25	08:05	Kickoff	N19	06:38	Downs	5	- 56	1:27
UI		U16	05:17	Kickoff	U26	01:49	Punt	5	- 10	3:28
UI		U33	00:27	Downs	U49	12:47	Downs	6	- 16	2:40
UI	2nd	U22	06:34	Kickoff	U19	05:52	Fumble	2	- (3)	0:42
UI		U10	04:14	Downs	U38	03:13	Fumble	3	- 28	1:01
UI		U25	02:46	Kickoff	U43	00:31	Punt	6	- 18	2:15
UI	3rd	U03	10:51	Punt	U07	10:34	Fumble	2	- 4	0:17
UI		U21	09:22	Interception	N20	06:44	Punt	6	- (1)	2:38
UI		U45	03:28	Kickoff	U37	14:51	Punt	6	- 18	3:37
UI	4th	U25	11:17	Kickoff	N22	08:57	Missed FG	7	- 53	2:20
UI		U10	06:32	Fumble	U37	02:21	Punt	9	- 27	4:11
UI		U22	00:04	Downs	U41	00:00	End of half	1	- 19	0:04

LOUISIANA TECH

Team	Qtr	Drive Started			Drive Ended			Consumed		
		Spot	Time	Obtained	Spot	Time	How lost	PI	Yds	TOP
LATECH	1st	H29	15:00	Kickoff	H44	12:34	Punt	6	- 15	2:26
LATECH		U25	10:09	Interception	V00	07:50	*TOUCHDOWN	5	- 25	2:19
LATECH		H20	05:04	Punt	H37	02:32	Punt	6	- 17	2:32
LATECH	2nd	H28	14:11	Downs	H44	11:01	Punt	6	- 16	3:10
LATECH		H30	08:35	Punt	V23	06:13	*FIELD GOAL	9	- 47	2:22
LATECH		H25	03:53	Kickoff	H42	02:05	Interception	5	- 17	1:48
LATECH		H25	02:05	Kickoff	V08	00:00	Missed FG	11	- 67	2:05
LATECH	3rd	H02	10:15	Punt	H05	09:03	Punt	3	- 3	1:12
LATECH		H25	07:05	Kickoff	H33	04:56	Punt	6	- 8	2:09
LATECH		H25	00:40	Kickoff	V18	12:27	*FIELD GOAL	10	- 57	3:13
LATECH	4th	H45	10:39	Punt	V37	09:07	Downs	4	- 8	1:32
LATECH		H20	04:48	Punt	V15	02:29	Interception	9	- 65	2:19
LATECH		H24	00:02	Punt	V18	00:00	Fumble	1	- 58	0:02

OHIO

Team	Qtr	Drive Started			Drive Ended			Consumed		
		Spot	Time	Obtained	Spot	Time	How lost	PI	Yds	TOP
OHIO	1st	O20	15:00	Kickoff	N00	14:50	*TOUCHDOWN	1	- 80	0:10
OHIO		O49	00:00	Punt	N48	12:34	Fumble	0	- 3	0:00
OHIO		O27	11:13	Fumble	O33	09:33	Punt	3	- 6	1:40
OHIO		O05	08:31	Punt	O06	07:02	Punt	3	- 1	1:29
OHIO		O28	01:59	Kickoff	N00	13:12	*TOUCHDOWN	10	- 72	3:47
OHIO	2nd	N00	12:34	Interception	N00	12:34	*TOUCHDOWN	0	- 0	0:00
OHIO		O27	10:29	Missed FG	O29	09:22	Punt	3	- 2	1:07
OHIO		O20	04:22	Punt	N23	02:34	Missed FG	7	- 57	1:48
OHIO		O34	00:45	Punt	O31	00:00	End of half	1	- (3)	0:45
OHIO	3rd	O23	12:54	Punt	N20	09:40	Downs	9	- 57	3:14
OHIO		O33	07:14	Punt	O18	06:33	Punt	3	- (15)	0:41
OHIO		O26	04:18	Kickoff	O30	04:10	Interception	2	- 4	0:08
OHIO		O18	04:10	Fumble	N35	00:44	Interception	8	- 47	3:26
OHIO	4th	O23	12:44	Kickoff	N22	08:08	*FIELD GOAL	10	- 55	4:36
OHIO		O33	07:07	Punt	N05	01:23	*FIELD GOAL	11	- 62	5:44
OHIO		N40	01:02	Interception	N43	00:00	End of half	2	- (3)	1:02

SOUTHERN MISS

Team	Qtr	Drive Started			Drive Ended			Consumed		
		Spot	Time	Obtained	Spot	Time	How lost	PI	Yds	TOP
USM	1st	S26	15:00	Kickoff	N45	13:05	Punt	6	- 29	1:55
USM		N37	11:37	Interception	N17	10:08	Missed FG	7	- 20	1:29
USM		S27	08:09	Kickoff	S27	06:58	Punt	3	- 1	1:13
USM		S27	00:19	Kickoff	S33	14:11	Punt	3	- 6	1:08
USM	2nd	S16	12:10	Punt	N00	10:57	*TOUCHDOWN	3	- 84	1:13
USM		S25	09:13	Kickoff	S25	08:23	Punt	3	- 0	0:50
USM		S26	04:23	Kickoff	S26	03:20	Punt	3	- 0	1:03
USM		S24	01:38	Kickoff	S24	01:16	Interception	1	- 0	0:22
USM		S25	00:37	Kickoff	S29	00:00	End of half	1	- 4	0:37
USM	3rd	N02	14:00	Fumble	N00	13:55	*TOUCHDOWN	1	- 2	0:05
USM		S25	12:21	Punt	S27	11:35	Punt	3	- 2	0:46
USM		S34	10:20	Interception	S26	10:13	Fumble	1	- (8)	0:07
USM		S09	09:41	Fumble	S49	07:57	Interception	4	- 40	1:44
USM		S28	03:16	Kickoff	S28	03:18	Interception	1	- 0	0:18
USM	4th	S25	14:14	Kickoff	S32	13:03	Punt	3	- 7	1:11
USM		S18	10:06	Punt	N20	06:04	Fumble	10	- 62	4:02

BALL STATE

Team	Qtr	Drive Started			Drive Ended			Consumed		
		Spot	Time	Obtained	Spot	Time	How lost	PI	Yds	TOP
BSU	1st	B25	15:00	Kickoff	N00	11:48	*TOUCHDOWN	9	- 75	3:12
BSU		B25	08:12	Kickoff	N48	08:03	Fumble	1	- 27	0:09
BSU		B09	06:20	Punt	N00	05:28	*TOUCHDOWN	4	- 91	0:52
BSU		B31	03:15	Punt	N07	00:27	Fumble	7	- 62	2:48
BSU		N03	00:20	Fumble	N03	00:20	*TOUCHDOWN	0	- 0	0:00
BSU	2nd	B29	11:04	Kickoff	N43	09:36	Fumble	3	- 28	1:28
BSU		B25	06:23	Kickoff	N00	03:26	*TOUCHDOWN	10	- 75	2:57
BSU		B25	01:50	Kickoff	B36	01:27	Interception	2	- 11	0:23
BSU		B37	00:32	Missed FG	N37	00:01	Missed FG	6	- 26	0:31
BSU	3rd	B23	12:37	Kickoff	N34	10:45	Missed FG	5	- 43	1:52
BSU		B02	09:02	Punt	N32	05:23	Downs	10	- 66	3:39
BSU		B25	14:51	Kickoff	B25	13:45	Punt	3	- 0	1:06
BSU		B25	09:47	Kickoff	B46	07:05	Punt	5	- 21	2:42
BSU		B12	01:57	Punt	B09	01:12	Interception	3	- (3)	0:45

RICE

Team	Qtr	Drive Started			Drive Ended			Consumed		
		Spot	Time	Obtained	Spot	Time	How lost	PI	Yds	TOP
RICE	1st	R10	11:31	Punt	R26	08:44	Punt	6	- 16	2:47
RICE		R13	05:16	Punt	R28	03:23	Punt	5	- 15	1:53
RICE		R36	01:12	Kickoff	N45	00:41	Fumble	2	- 19	0:31
RICE		R25	00:41	Kickoff	N00	14:06	*TOUCHDOWN	5	- 75	1:35
RICE	2nd	R12	11:47	Punt	N00	09:06	*TOUCHDOWN	6	- 88	2:41
RICE		R13	05:01	Kickoff	R16	03:26	Punt	3	- 3	1:35
RICE		R25	03:26	Kickoff	N37	00:35	Downs	7	- 38	2:51
RICE	3rd	R13	15:00	Kickoff	R30	12:47	Punt	5	- 17	2:13
RICE		R42	10:52	Punt	R50	09:46	Interception	2	- (8)	1:06
RICE		R18	08:58	Kickoff	R36	05:49	Punt	5	- 18	3:09
RICE		R18	03:17	Punt	R50	00:42	Punt	5	- 32	2:35
RICE	4th	R49	14:21	Interception	N13	08:10	Downs	11	- 38	6:11
RICE		N48	04:28	Punt	N26	02:09	Interception	8	- 22	2:19

GEORGIA

Team	Qtr	Drive Started			Drive Ended			Consumed		
		Spot	Time	Obtained	Spot	Time	How lost	PI	Yds	TOP
UGA	1st	G15	12:43	Punt	G23	11:24	Punt	3	- 8	1:19
UGA		G39	09:55	Punt	N03	08:40	Interception	4	- 58	1:15
UGA		G31	05:42	Punt	N00	03:41	*TOUCHDOWN	6	- 69	2:01
UGA	2nd	G02	15:00	Punt	N00	14:46	*TOUCHDOWN	1	- 98	0:14
UGA		G25	09:53	Kickoff	N00	07:27	*TOUCHDOWN	6	- 75	2:26
UGA		G25	07:12	Kickoff	G43	04:13	Punt	5	- 18	2:59
UGA		G27	02:48	Punt	G36	00:57	Punt	3	- 9	1:51
UGA		N35	00:03	Punt	N35	00:00	Missed FG	1	- 0	0:03
UGA	3rd	G19	14:54	Kickoff	G20	14:17	Punt	3	- 1	0:37
UGA		G25	14:17	Kickoff	G42	11:23	Punt	6	- 17	2:54
UGA		G47	09:53	Punt	N00	07:11	*TOUCHDOWN	8	- 53	2:42
UGA		G05	05:24	Interception	N00	00:43	*TOUCHDOWN	12	- 95	4:41
UGA	4th	G22	14:52	Punt	G34	14:02	Fumble	2	- 12	0:50
UGA		G23	13:11	Punt	G27	11:27	Punt	3	- 4	1:44
UGA		G12	09:52	Punt	N10	03:45	*FIELD GOAL	11	- 78	6:07
UGA		N41	02:00	Downs	N00	01:46	*TOUCHDOWN	2	- 41	0:14

UTEP

Team	Qtr	Drive Started			Drive Ended			Consumed		
		Spot	Time	Obtained	Spot	Time	How lost	PI	Yds	TOP
UTEP	1st	U16	13:43	Punt	N29	09:09	Missed FG	10	- 55	4:34
UTEP		U25	07:37	Kickoff	N45	03:52	Punt	7	- 30	3:45
UTEP		U19	01:48	Punt						

NORTH TEXAS FOOTBALL

THE LAST TIME.....

Scoring

Scored 30 or more points	42 at Tulsa (11/30/13)
Scored 40 or more points	42 at Tulsa (11/30/13)
Scored 50 or more points	55 at Southern Miss (10/26/13)
Scored 60 or more points	68 vs. Western Kentucky (10/31/09)

Total Offense

Had more than 400 total yards	550 at Tulsa (11/30/13)
Had more than 450 total yards	550 at Tulsa (11/30/13)
Had more than 500 total yards	550 at Tulsa (11/30/13)
Had more than 600 total yards	635 vs. Navy (11/10/07)

Rushing Offense

Rushed for 150 or more yards	377 at Tulsa (11/30/13)
Rushed for 200 or more yards	377 at Tulsa (11/30/13)
Rushed for 250 or more yards	377 at Tulsa (11/30/13)
Rushed for 300 or more yards	377 at Tulsa (11/30/13)
Rushed for 400 or more yards	464 vs. Middle Tennessee (12/3/11)

Passing Offense

Passed for 250 or more yards	300 at Southern Miss (10/26/13)
Passed for 300 or more yards	300 at Southern Miss (10/26/13)
Passed for 350 or more yards	404 vs. Idaho (8/31/13)
Passed for 400 or more yards	404 vs. Idaho (8/31/13)
Passed for 500 or more yards	601 at SMU (9/8/07)

Scoring Defense

Allowed 0 points	0 vs. Troy State (10/30/03)
Allowed 3 or fewer points	0 vs. Troy State (10/30/03)
Allowed 7 or fewer points	7 vs. UTEP (11/9/13)
Allowed 10 or fewer points	10 at Tulsa (11/30/13)

Total Defense

Allowed fewer than 75 total yards	49 vs. Lamar (11/5/83)
Allowed fewer than 100 total yards	95 vs. Abilene Christian (9/5/92)
Allowed fewer than 150 total yards	124 vs. Texas State (11/12/88)
Allowed fewer than 200 total yards	184 vs. UTEP (11/9/13)
Allowed fewer than 250 total yards	249 at Southern Miss (10/26/13)
Allowed fewer than 300 total yards	249 at Southern Miss (10/26/13)

Rushing Defense

Allowed 0 or fewer yards	-6 vs. Abilene Christian (9/5/92)
Allowed 20 or fewer yards	8 vs. Alcorn State (9/7/91)
Allowed 40 or fewer yards	39 vs Southern Miss (10/26/13)
Allowed 60 or fewer yards	56 vs. UTEP (11/9/13)
Allowed 80 or fewer yards	31 vs. Texas Southern (9/8/12)
Allowed 100 or fewer yards	95 at Tulane (10/5/13)

Passing Defense

Allowed 10 or fewer yards	7 vs. Abilene Christian (9/1/94)
Allowed 30 or fewer yards	27 vs. Nicholls State (9/7/02)
Allowed 50 or fewer yards	45 vs. Army (9/18/10)
Allowed 100 or fewer yards	66 vs. MTSU (10/12/13)
Allowed 150 or fewer yards	114 at Tulsa (11/30/13)
Allowed 200 or fewer yards	132 at Tulane (10/5/13)

Miscellaneous Team

NT wins when holding opponents to 10 points or less	34 consecutive, last loss at Marshall 7-0 (11/25/88)
NT wins when scoring 30 points or more	12, last win at Tulsa (11/30/13)
Last shutout win	21-0 vs. Troy (10/30/03)

NORTH TEXAS FOOTBALL

THE LAST TIME.....

Individual Rushing

Had a player rush for 100 or more yards	251 by Brandin Byrd at Tulsa (11/30/13)
Had 2 players rush for 100 or more yards.....	139 by Antoine Jimmerson vs. Texas So. (9/8/12); 106 by Brandin Byrd vs. Texas So. (9/8/12)
Had a player rush for 150 or more yards	251 by Brandin Byrd at Tulsa (11/30/13)
Had a player rush for 200 or more yards	251 by Brandin Byrd at Tulsa (11/30/13)
Had a player rush for 250 or more yards	251 by Brandin Byrd at Tulsa (11/30/13)
Had a player rush for 300 or more yards	313 by Lance Dunbar vs. MTSU (12/3/11)
Had a player rush for 2 or more TD's	3 by Brandin Byrd, 2 by Antoine Jimmerson, at Tulsa (11/30/13)
Had a player rush for 3 or more TD's	3 by Brandin Byrd at Tulsa (11/30/13)
Had a player rush for 4 or more TD's	4 by Lance Dunbar vs. MTSU (12/3/11)
Had a player rush for 5 or more TD's	Never

Individual Passing

Had a player pass for 200 or more yards	229 by Derek Thompson vs. UTSA (11/23/13)
Had a player pass for 250 or more yards	300 by Derek Thompson at Southern Miss (10/26/13)
Had a player pass for 300 or more yards	300 by Derek Thompson at Southern Miss (10/26/13)
Had a player pass for 400 or more yards	478 by Giovanni Vizza vs. Navy (11/10/07)
Had a player pass for 500 or more yards	601 by Daniel Meager at SMU (9/8/07)
Had a player pass for 2 or more TD's	2 by Derek Thompson at Southern Miss (10/26/13)
Had a player pass for 3 or more TD's	3 by Derek Thompson vs. ULM (10/22/11)
Had a player pass for 4 or more TD's	4 by Riley Dodge vs. WKU (10/31/09)
Had a player pass for 5 or more TD's	8 by Giovanni Vizza vs. Navy (11/10/07)

Individual Receiving

Had a player with 10 or more receptions in a game	13 by Darnell Smith vs. UTSA (11/23/13)
Had a player with 15 or more receptions in a game	18 by Casey Fitzgerald at SMU (9/8/07)
Had a player receive 100 or more yards	115 by Darnell Smith vs. UTSA (11/23/13)
Had 2 players receive 100 or more yards.....	130 by Darnell Smith; 103 by Brelan Chancellor at. Tulane (10/5/13)
Had a player receive 150 or more yards	152 by Lance Dunbar vs. Indiana (9/24/11)
Had a player receive 200 or more yards	231 by Casey Fitzgerald vs. Louisiana-Lafayette (10/11/08)
Had a player receive 250 or more yards	327 by Casey Fitzgerald at SMU (9/8/07)
Had a player receive 300 or more yards	327 by Casey Fitzgerald at SMU (9/8/07)
Had a player receive 2 or more TD's	2 by Brelan Chancellor at LSU (9/1/12)
Had a player receive 3 or more TD's	5 by Casey Fitzgerald vs. Navy (11/10/07)
Had a player receive 4 or more TD's	5 by Casey Fitzgerald vs. Navy (11/10/07)
Returned a kickoff for a TD	99 yards by Brelan Chancellor at. Georgia (9/21/13)
Returned a punt for a TD	65 yards by Brelan Chancellor vs. Rice (10/31/13)
Returned an INT for a TD	56 by Zac Whitfield at Louisiana Tech (10/19/13)
Returned a fumble for a TD	55 yards by Zach Orr vs. Rice (10/31/13)
Blocked a punt	Mike Marshall (2) at Tulsa (11/30/13)
Blocked a FG	Zach Orr vs. UTEP (11/9/13)
Returned a blocked punt for a TD	8 yards by Jarrian Roberts at Tulsa (11/30/13)
Returned a blocked FG for a TD	66 yards by Phillip Littlejohn vs. Idaho (10/4/97)
Recorded a safety	Team Safety vs. Arkansas St. (11/3/12)

NORTH TEXAS FOOTBALL

OPPONENT LAST TIME.....

Rushing Offense

Rushed for 150 or more yards.....	195 by Georgia (9/21/13)
Rushed for 200 or more yards.....	203 by Ohio (9/7/13)
Rushed for 250 or more yards.....	302 at Houston (10/6/12)
Rushed for 300 or more yards.....	302 at Houston (10/6/12)

Passing Offense

Passed for 300 or more yards.....	367 by Louisiana Tech (10/19/13)
Passed for 400 or more yards.....	450 by Georgia (9/21/13)
Passed for 500 or more yards.....	563 by Houston (9/10/11)

Total Offense

Had more than 400 total yards.....	404 by Louisiana Tech (10/19/13)
Had more than 450 total yards.....	641 by Georgia (9/21/13)
Had more than 500 total yards.....	641 by Georgia (9/21/13)

Individual Rushing

Had a player rush for 100 or more yards.....	114 by Trey Watts, Tulsa (11/30/13)
Had 2 players rush for 100 or more yards.....	141 by Kenny Hilliard, LSU (9/1/12); 123 by Alfred Blue, LSU (9/1/12)
Had a player rush for 150 or more yards.....	245 by Antonio Andrews, WKU (11/24/12)
Had a player rush for 200 or more yards.....	245 by Antonio Andrews, WKU (11/24/12)
Had a player rush for 2 or more TD's.....	2 by Kenny Hilliard, LSU (9/1/12)
Had a player rush for 3 or more TD's.....	3 by Trent Richardson, Alabama (9/17/11)

Individual Passing

Had a player pass for 300 or more yards.....	347 by Ryan Higgins, Louisiana Tech (10/19/13)
Had a player pass for 400 or more yards.....	408 by Aaron Murray, Georgia (9/21/13)
Had a player pass for 3 or more TD's.....	408 by Aaron Murray, Georgia (9/21/13)
Had a player pass for 4 or more TD's.....	4 by Corey Robinson, Troy, (11/12/11)

Individual Receiving

Had a player receive 150 or more yards.....	187 by Patrick Edwards, Houston, (9/10/11)
Had a player receive 200 or more yards.....	263 by Trevor Insley, Nevada (10/30/99)
Had 2 players receive 100 or more yards.....	140 by Kyle Griswold; 121 by Anthony Amos, MTSU (10/27/12)
Had a player receive 3 or more TD's.....	3 by Jason Chery, Louisiana-Lafayette (10/11/08)

Scoring

Scored 30 or more points.....	45 by Georgia (9/21/13)
Scored 40 or more points.....	45 by Georgia (9/21/13)
Scored 50 or more points.....	50 by Troy (10/24/09)
Scored 60 or more points.....	77 by Rice (9/27/08)

Returned a kickoff for a TD.....	100 yards by Luther Ambrose, ULM, (10/22/11)
Returned a punt for a TD.....	70 yards by Odell Beckham, LSU, (9/1/12)
Returned an INT for a TD.....	42 yards by Javon Johnson, Ohio, (9/7/13)
Returned a fumble for a TD.....	97 yards by Will Barrow, Tulsa (11/30/13)
Returned a blocked punt for a TD.....	33 yards by Andrew Joseph, Louisiana- Lafayette (10/10/09)
Returned a blocked FG for a TD.....	62 yards by Derrick Strozier, Tulane (10/5/13)
Recorded a safety.....	Team, Troy, (10/24/09)

North Texas Overtime Record (1-1)

October 7, 2006

North Texas 25 FIU 22 7 OT's

September 12, 2009

Ohio 31 North Texas 30 2OT's

NORTH TEXAS FOOTBALL

MEAN GREEN SEASON AND CAREER HIGHS - OFFENSE



Derek Thompson
Sr • 6-4 • 218
Glen Rose, Texas
Quarterback
#7

2013 Season Highs

Attempts 47 vs. Ball St (9/14/13)
 Completions 31 vs. Ball St (9/14/13)
 Passing Yards 349 vs. Idaho (8/31/13)
 Passing TD's 2, four times
 Longest Pass 85 vs. Idaho (8/31/13)
 Rushing Yards 72 vs. Ball St (9/14/13)
 Long Rush 26 vs. Ball St (9/14/13)

Career Highs

Attempts 47, twice
 Completions 31, twice
 Passing Yards 349 vs. Idaho (8/31/13)
 Passing TD's 3, twice
 Longest Pass 85 vs. Idaho (8/31/13)
 Rushing Yards 72 vs. Ball St (9/14/13)
 Long Rush 26 vs. Ball St (9/14/13)



Brandin Byrd
Sr • 5-10 • 223
Copperas Cove, Texas
Running Back
#24

2013 Season Highs

Rushes 26 vs. Tulsa (11/30/13)
 Rushing Yards 251 vs. Tulsa (11/30/13)
 Longest Rush 91 vs. Tulsa (11/30/13)
 Long Reception 11 vs. Ball St (9/14/13)
 Touchdowns 3 vs. Tulsa (11/30/13)

Career Highs

Rushes 26 vs. Tulsa (11/30/13)
 Rushing Yards 251 vs. Tulsa (11/30/13)
 Longest Rush 91 vs. Tulsa (11/30/13)
 Long Reception 16 vs. FIU (9/1/11)
 Touchdowns 3 vs. Tulsa (11/30/13)
 100-yard rushing games 5



Antoine Jimmerson
So • 5-9 • 222
Dallas, Texas
Running Back
#22

2013 Season Highs

Rushes 12, twice
 Rushing Yards 85 vs. Tulsa (11/30/13)
 Longest Rush 42 vs. Rice (10/31/13)
 Long Reception 46 vs. Rice (10/31/13)
 Touchdowns 2 vs. Rice (10/31/13)

Career Highs

Rushes 16, twice
 Rushing Yards 139 vs. Texas So. (9/8/12)
 Longest Rush 45 vs. Kansas St. (9/15/12)
 Long Reception 78 vs. ULL (10/16/12)
 Touchdowns 2, three times



Reggie Pegram
Jr • 5-9 • 221
Terrell, Texas
Running Back
#2

2013 Season Highs

Rushes 22 vs. MTSU (10/12/13)
 Rushing Yards 88 vs. MTSU (10/12/13)
 Longest Rush 32 vs. Ball St (9/14/13)
 Long Reception 30 vs Georgia (9/21/13)
 Touchdowns 2, twice

Career Highs

Rushes 22 vs. MTSU (10/12/13)
 Rushing Yards 88 vs. MTSU (10/12/13)
 Longest Rush 32 vs. Ball St (9/14/13)
 Long Reception 30 vs Georgia (9/21/13)
 Touchdowns 2, twice



Breelan Chancellor
Sr • 5-9 • 186
Copperas Cove, Texas
Wide Receiver
#3

2013 Season Highs

Receptions 9 vs. Ball St (9/14/13)
 Receiving Yards 135 vs. Idaho (8/31/13)
 Touchdowns 1, four times
 Long Reception 85 vs. Idaho (8/31/13)
 Longest Rush 21 vs. UTEP (11/9/13)
 Longest KR 99 vs Georgia (9/21/13)
 Longest PR 65 vs. Rice (10/31/13)

Career Highs

Receptions 9 vs. Ball St (9/14/13)
 Receiving Yards 135, twice
 Touchdowns 2, twice
 Long Reception 85 vs. Idaho (8/31/13)
 Longest Rush 46 vs. Texas So. (9/8/12)
 Longest KR 99 vs Georgia (9/21/13)
 Longest PR 65 vs. Rice (10/31/13)



Darnell Smith
Sr • 6-1 • 203
Garland, Texas
Wide Receiver
#80

2013 Season Highs

Receptions 13 vs. UTSA (11/23/13)
 Receiving Yards 130 vs. Tulane (10/5/13)
 Touchdowns 1, three times
 Long Reception 62 vs. Tulane (10/5/13)

Career Highs

Receptions 13 vs. UTSA (11/23/13)
 Receiving Yards 130 vs. Tulane (10/5/13)
 Touchdowns 1, five times
 Long Reception 62 vs. Tulane (10/5/13)



Carlos Harris
So • 5-8 • 172
Frisco, Texas
Wide Receiver
#8

2013 Season Highs

Receptions 7 at S. Miss (10/26/13)
 Receiving Yards 87 at S. Miss (10/26/13)
 Touchdowns 1, twice
 Long Reception 42 vs. UTEP (11/9/13)

Career Highs

Receptions 8 vs. ULM (11/17/12)
 Receiving Yards 128 vs. ULM (11/17/12)
 Touchdowns 1, three times
 Long Reception 42 vs. UTEP (11/9/13)



Drew Miller
Sr • 6-1 • 258
Prosper, Texas
Tight End
#86

2013 Season Highs

Receptions 3, twice
 Receiving Yards 44 vs. UTEP (11/9/13)
 Touchdowns
 Long Reception 26 vs Georgia (9/21/13)

Career Highs

Receptions 3, six times
 Receiving Yards 50 vs. ULL (10/15/12)
 Touchdowns 1 vs. Troy (11/6/10)
 Long Reception 34 vs. Tulsa (10/1/11)

NORTH TEXAS FOOTBALL

MEAN GREEN SEASON AND CAREER HIGHS - DEFENSE/SPECIAL TEAMS



Richard Abbe
Sr • 6-4 • 320
Lubbock, Texas
Defensive Line


#97

2013 Season Highs

Tackles 5 vs. Tulsa (11/30/13)
Tackles For Loss 2.0 vs. UTEP (11/9/13)
Sacks 2.0 vs. UTEP (11/9/13)
Interceptions

Career Highs

Tackles 5 vs. Tulsa (11/30/13)
Tackles For Loss 2.0 vs. UTEP (11/9/13)
Sacks 2.0 vs. UTEP (11/9/13)
Interceptions 1 vs. Arkansas St. (10/29/11)



Ryan Boutwell
Sr • 6-3 • 248
China Springs, Texas
Defensive Line

#90

2013 Season Highs

Tackles 3, twice
Tackles For Loss 0.5, three times
Sacks 0.5 vs. UTSA (11/23/13)
Interceptions

Career Highs

Tackles 6 vs. Troy (11/12/11)
Tackles For Loss 1.0, five times
Sacks 1.0 vs. ULM (10-22-11)
Interceptions



Brandon McCoy
Sr • 6-2 • 257
Carrollton, Texas
Defensive Line

#93

2013 Season Highs

Tackles 6 vs. Ohio (9/7/13)
Tackles For Loss 2.0, twice
Sacks 2.0 vs. UTEP (11/9/13)
Interceptions

Career Highs

Tackles 7, twice
Tackles For Loss 2.0, four times
Sacks 2.0, twice
Interceptions



Aaron Bellazin
Sr • 6-2 • 265
Everman, Texas
Defensive Line


#44

2013 Season Highs

Tackles 5, twice
Tackles For Loss 2.5 vs. UTEP (11/9/13)
Sacks 2.5 vs. UTEP (11/9/13)
Interceptions

Career Highs

Tackles 5, twice
Tackles For Loss 2.5 vs. UTEP (11/9/13)
Sacks 2.5 vs. UTEP (11/9/13)
Interceptions



Alexander Lincoln
Jr • 6-2 • 267
Cibolo, Texas
Defensive Line

#95

2013 Season Highs

Tackles 4 vs. Ohio (9/7/13)
Tackles For Loss 1.0, twice
Sacks 1.0, twice
Interceptions

Career Highs

Tackles 4, twice
Tackles For Loss 1.0, twice
Sacks 1.0, twice
Interceptions



Chad Polk
So • 6-0 • 233
Dallas, Texas
Defensive Line

#42

2013 Season Highs

Tackles 4 vs. Ohio (9/7/13)
Tackles For Loss 1.0, three times
Sacks 1.0, three times
Interceptions

Career Highs

Tackles 4, twice
Tackles For Loss 1.0, four times
Sacks 1.0, three times
Interceptions



Zach Orr
Sr • 6-1 • 240
DeSoto, Texas
Linebacker

#35

2013 Season Highs

Tackles 17 vs. La Tech (10/19/13)
Tackles For Loss 2.5 vs. La Tech (10/19/13)
Sacks 1.0 vs. Idaho (8/31/13)
Interceptions

Career Highs

Tackles 17 vs. La Tech (10/19/13)
Tackles For Loss 2.0 vs. Houston (9/10/11)
Sacks 1, three times
Interceptions 1, twice



Will Wright
Sr • 6-2 • 221
Garland, Texas
Linebacker

#11

2013 Season Highs

Tackles 10 vs. UTSA (11/23/13)
Tackles For Loss 1.0, four times
Sacks 1.0 vs. Tulane (10/5/13)
Interceptions 1, twice

Career Highs

Tackles 10 vs. UTSA (11/23/13)
Tackles For Loss 2.0 vs. Houston (9/10/11)
Sacks 1.0 vs. Tulane (10/5/13)
Interceptions 1, three times

NORTH TEXAS FOOTBALL

MEAN GREEN SEASON AND CAREER HIGHS - DEFENSE/SPECIAL TEAMS



Derek Akunne
Jr • 6-0 • 244
Garland, Texas
Linebacker
#7

2013 Season Highs
Tackles 12 vs Georgia (9/21/13)
Tackles For Loss 1.5 vs. Tulsa (11/30/13)
Sacks
Interceptions

Career Highs
Tackles 12, twice
Tackles For Loss 2.0, twice
Sacks 1.0, twice
Interceptions 1 vs. FAU (9/29/12)



Marcus Trice
Sr • 5-8 • 193
Mesquite, Texas
Safety
#8

2013 Season Highs
Tackles 14 vs. Ohio (9/7/13)
Tackles For Loss 2.0 vs. Rice (10/31/13)
Sacks 1.0 vs. UTEP (11/9/13)
Interceptions 2 vs. Rice (10/31/13)

Career Highs
Tackles 14 vs. Ohio (9/7/13)
Tackles For Loss 2.0, three times
Sacks 1.0 vs. UTEP (11/9/13)
Interceptions 2 vs. Rice (10/31/13)



Lairamie Lee
Jr • 5-10 • 195
Tyler, Texas
Safety
#27

2013 Season Highs
Tackles 12 vs. UTSA (11/23/13)
Tackles For Loss 1.5 vs. Tulsa (11/30/13)
Sacks 1.0 vs. Rice (10/31/13)
Interceptions 1, three times

Career Highs
Tackles 12 vs. UTSA (11/23/13)
Tackles For Loss 1.5 vs. Tulsa (11/30/13)
Sacks 1.0 vs. Rice (10/31/13)
Interceptions 1, four times



James Jones
Jr • 5-11 • 173
Houston, Texas
Cornerback
#13

2013 Season Highs
Tackles 7, twice
Tackles For Loss 1.0 vs. Idaho (8/31/13)
Sacks 1.0 vs. Idaho (8/31/13)
Interceptions 1 vs. S. Miss (10/26/13)

Career Highs
Tackles 7, twice
Tackles For Loss 1.0 vs. Idaho (8/31/13)
Sacks 1.0 vs. Idaho (8/31/13)
Interceptions 1 vs. S. Miss (10/26/13)



Zac Whitfield
So • 5-9 • 190
Sherman, Texas
Cornerback
#23

2013 Season Highs
Tackles 4 vs. Ohio (9/7/13)
Tackles For Loss
Sacks
Interceptions 2 vs. La Tech (10/19/13)

Career Highs
Tackles 10 vs. Arkansas St. (11/3/12)
Tackles For Loss
Sacks
Interceptions 2 vs. La Tech (10/19/13)



Kenny Buyers
So • 5-11 • 177
Hurst, Texas
Cornerback
#31

2013 Season Highs
Tackles 10, twice
Tackles For Loss 1.5 vs. Tulsa (11/30/13)
Sacks 1.0, twice
Interceptions 1, twice


Career Highs
Tackles 10, twice
Tackles For Loss 1.5 vs. Tulsa (11/30/13)
Sacks 1.0, twice
Interceptions 1, twice



Blake Macek
Fr • 5-9 • 186
Sulphur Springs, Texas
Punter
#40

2013 Season Highs
Longest Punt 61 vs Georgia (9/21/13)
Number of Punts 9 vs Georgia (9/21/13)

Career Highs
Longest Punt 61 vs Georgia (9/21/13)
Number of Punts 9 vs Georgia (9/21/13)



Zach Paul
So • 5-9 • 185
Frisco, Texas
Kicker
#26

2013 Season Highs
Longest Kick 48 yards vs. Ball St (9/14/13)
FG in a game 4 vs. Ball St (9/14/13)

Career Highs
Longest Kick 48 vs. Ball St (9/14/13)
FG in a game 4 vs. Ball St (9/14/13)

NORTH TEXAS FOOTBALL

DEPTH CHART

OFFENSE

LT	71	ANTONIO JOHNSON, 6-6, 294, JR., 2L, DIBOLL, TX
	72	RYAN RENTFRO, 6-4, 298, FR., RS, FLOWER MOUND, TX
LG	57	MASON Y'BARBO, 6-2, 307, JR., 2L, SULPHUR SPRINGS, TX
	77	TRAVIS ELLARD, 6-3, 290, SO., SQ, DEER PARK, TX
C	50	KAYDON KIRBY, 6-3, 313, FR., RS, FLOWER MOUND, TX <i>or</i>
	53	SHAWN MCKINNEY, 6-4, 365, JR., TR, HUBBARD, TX
RG	62	CYRIL LEMON, 6-3, 304, JR., 2L, MARBLE FALLS, TX
	65	MICAH THOMPSON, 6-4, 316, SO., SQ, JONES, OK
RT	64	LACHRIS ANYIAM, 6-4, 296, SR., 2L, ALLEN, TX
	78	CONNOR TRUSSELL, 6-5, 287, FR., RS, ARLINGTON, TX
WR	80	DARNELL SMITH, 6-1, 203, SR., 1L, GARLAND, TX
	17	LYNRICK PLEASANT, 6-2, 205, SR., 2L, MESQUITE, TX
WR	9	CARLOS HARRIS, 5-8, 172, SO., 1L, FRISCO, TX
	11	DARIUS TERRELL, 6-3, 212, JR., DeSOTO, TX <i>or</i> 4 DARVIN KIDSY, 6-0, 174, FR., HS, MISSOURI CITY, TX
WR	3	BRELAN CHANCELLOR, 5-9, 186, SR., 3L, COPPERAS COVE, TX
	83	CARL CALDWELL, 5-10, 176, SR., SQ, WHITEHOUSE, TX
TE	86	DREW MILLER, 6-1, 258, SR., 3L, PROSPER, TX
	89	DANIEL PRIOR, 6-2, 246, SR., 3L, HENDERSON, TX
RB	24	BRANDIN BYRD, 5-10, 223, SR., 3L, COPPERAS COVE, TX
	22	ANTOINETTE JIMMERSON, 5-9, 222, SO., 1L, DALLAS, TX <i>or</i> 2 REGGIE PEGRAM, 5-9, 221, JR., TR, DALLAS, TX
QB	7	DEREK THOMPSON, 6-4, 218, SR., 3L, GLEN ROSE, TX
	5	ANDREW McNULTY, 6-1, 210, SO., 1L, IOWA CITY, IA <i>or</i> 16 BROCK BERGLUND, 6-4, 213, SO. TR, HIGHLANDS RANCH CO

DEFENSE

DT	97	RICHARD ABBE, 6-4, 320, SR., 3L, LUBBOCK TX
	91	AUSTIN ORR, 6-4, 272, SO., SQ, SEABROOK, TX
DT	90	RYAN BOUTWELL, 6-3, 248, SR., 3L, CHINA SPRINGS, TX
	95	ALEXANDER LINCOLN, 6-2, 267, JR., 2L, CIBOLO, TX
DE	44	AARON BELLAZIN, 6-2, 265, SR., 3L, EVERMAN, TX
	42	CHAD POLK, 6-0, 223, SO., 1L, DALLAS, TX <i>or</i> 84 QUENTON BROWN, 6-4, 235, JR. TR, TUCKER, GA
DE	93	BRANDON MCCOY, 6-2, 257, SR. 3L, CARROLLTON, TX
	49	DARYL MASON, 6-3, 253, JR., 1L, GARLAND, TX
MLB	35	ZACH ORR, 6-1, 240, SR., 3L, DeSOTO, TX
	32	FRED SCOTT, 5-11, 235, FR., HS, KENNEDALE, TX
OLB	11	WILL WRIGHT, 6-2, 221, SR., 2L, GARLAND, TX
	14	JAMAL MARSHALL, 6-2, 210, SO., 1L, MISSOURI CITY, TX
OLB	7	DEREK AKUNNE, 6-0, 244, JR., 2L, GARLAND, TX
	52	SED ELLIS, 6-3, 189 FR., HS, PARIS, TX
CB	31	KENNY BUYERS, 5-11, 177, SO., 1L, HURST, TX
	23	ZAC WHITFIELD, 5-9, 190, SO., 1L, SHERMAN, TX
CB	13	JAMES JONES, 5-11, 173, JR., TR, HOUSTON, TX
	6	HILBERT JACKSON, 6-1, 185, SR., 3L, ROWLETT, TX
FS	8	MARCUS TRICE, 5-8, 193, SR., 1L, MESQUITE, TX
	39	SHELDON WADE, 5-11, 181, JR., TR, KNOXVILLE, TN
SS	27	LAIRAMIE LEE, 5-10, 195, JR., 2L, TYLER, TX
	1	ZED EVANS, 5-11, 198, JR., TR, DALLAS, TX

SPECIAL TEAMS

PK	26	ZACH PAUL, 5-9, 155, SO., 1L, FRISCO, TX <i>or</i>
	37	ZACH OLEN, 5-9, 221, SR., 3L, RICHARDSON, TX
P	40	BLAKE MACEK, 5-9, 186, FR., RS, SULPHUR SPRINGS, TX
	68	ERIC KEENA, 6-2, 155, FR., HS, KELLER, TX
KR	3	BRELAN CHANCELLOR, 5-9, 186, SR., 3L, COPPERAS COVE, TX
	13	JAMES JONES, 5-11, 173, JR., TR, HOUSTON, TX
PR	3	BRELAN CHANCELLOR, 5-9, 186, SR., 3L, COPPERAS COVE, TX
	9	CARLOS HARRIS, 5-8, 172, SO., 1L, FRISCO, TX
DS	58	TONY JOHNSON, 6-1, 217, FR., RS, FORT WORTH, TX
PH	40	BLAKE MACEK, 5-9, 186, FR., RS, SULPHUR SPRINGS, TX

Pronunciation Guide

Derek Akunne	AH-Kuhn-A
LaChris Anyiam	AN-YEE-um
Michael Banogu	Bahn-nuh-goo
Aaron Bellazin	Bell-AH-Zeen
Brelan Chancellor	Bree-Lan
Malik Dilonga	Ma-Leek Dill-Long-UH
Andy Flusche	Flu-Shee
Mustafa Haboul	HA-Boul
Lairamie Lee	LARE-Uh-MEE
Blake Macek	MA-Sick
Cyril Lemon	SEAR-Rill
Reggie Pegram	Pea-grum
John Schilleci	Sha-Lay-See
Dajon Williams	Day-jon (like Dijon mustard)
Mason Y'Barbo	Why-Barbo

NORTH TEXAS FOOTBALL

MEAN GREEN CAREER STARTS

<u>WR</u>	
D. Smith	13

<u>RB</u>	
Byrd	24

<u>WR</u>	
Harris	12

<u>QB</u>	
Thompson	36
McNulty	1

<u>WR</u>	
Chancellor	21

<u>TE</u>	
Miller	23
T. Smith	5
Prior	1
M. Smith	1

<u>RT</u>	
Anyiam	17
Lemon	1

<u>RG</u>	
Lemon	34
McKinney	2

<u>C</u>	
Kirby	12
McKinney	0

<u>LG</u>	
Y'Barbo	36

<u>LT</u>	
A. Johnson	33
Anyiam	1
Lemon	1

<u>DE</u>	
McCoy	28
Mason	5
Polk	1

<u>DT</u>	
Abbe	16

<u>DT</u>	
Boutwell	29
Lincoln	7

<u>DE</u>	
Bellazin	14

<u>LOLB</u>	
Wright	18

<u>MLB</u>	
Orr	34

<u>ROLB</u>	
Akunne	26

<u>CB</u>	
Whitfield	14
Buyers	10

<u>CB</u>	
Jackson	15
Jones	9

<u>SS</u>	
Trice	24

<u>FS</u>	
Lee	21
Busby	3

NORTH TEXAS FOOTBALL

ROSTER - NUMERICAL

No.	Name	Pos.	Ht.	Wt.	Cl.	Exp	Hometown (Last School)
1	Evans, Zed	DB	5-11	198	Jr.	TR	Dallas, Texas (Louisville)
1	Smiley, Turner	WR	6-0	187	Fr.	HS	Frisco, Texas (Wakeland HS)
2	Johnson, D.Q.	DB	5-11	188	Sr.	SQ	Des Moines, Iowa (Iowa Western CC)
2	Pegram, Reggie	RB	5-9	221	Jr.	TR	Terrell, Texas (Purdue)
3	Chancellor, Brelan	WR	5-9	186	Sr.	3L	Copperas Cove, Texas (Copperas Cove HS)
3	Minor, Calvin	LB	6-3	207	Fr.	HS	Lewisville, Texas (Lewisville HS)
4	Kidsy, Darvin	WR	6-0	174	Fr.	HS	Missouri City, Texas (Elkins HS)
5	Busby, David	DB	5-11	188	So.	1L	Coppell, Texas (Coppell HS)
5	McNulty, Andrew	QB	6-1	210	So.	1L	Iowa City, Iowa (Iowa City HS)
6	Jackson, Hilbert	DB	6-1	185	Sr.	3L	Rowlett, Texas (Rowlett HS)
6	Williams, Dajon	QB	6-3	199	Fr.	HS	Pflugerville, Texas (Connally HS)
7	Akunne, Derek	LB	6-0	244	Jr.	2L	Garland, Texas (North Garland HS)
7	Thompson, Derek	QB	6-4	218	Sr.	3L	Glen Rose, Texas (Glen Rose HS)
8	Lewis, Mark	RB	5-10	210	Fr.	RS	Livonia, Louisiana (Livonia HS)
8	Trice, Marcus	DB	5-8	193	Sr.	1L	Mesquite, Texas (Oklahoma)
9	Harris, Carlos	WR	5-8	172	So.	1L	Frisco, Texas (Frisco HS)
10	Teegarden, Derrick	WR	6-0	204	Jr.	1L	Odessa, Texas (Odessa HS)
11	Terrell, Darius	WR	6-3	212	Jr.	TR	DeSoto, Texas (Texas)
11	Wright, Will	LB	6-2	221	Sr.	3L	Garland, Texas (South Garland HS)
13	Davis, Jeff	QB	6-1	185	Fr.	HS	Frisco, Texas (Paris Episcopal)
13	Jones, James	DB	5-11	173	Jr.	DB	Houston, Texas (Kilgore JC)
14	Loving, Chris	TE	6-4	272	Jr.	JC	Klein, Texas (Blinn CC)
14	Marshall, Jamal	LB	6-3	210	So.	1L	Missouri City, Texas (Fort Bend Elkins HS)
15	Marshall, Mike	WR	6-0	207	Jr.	2L	Grand Prairie, Texas (South Grand Prairie HS)
16	Berglund, Brock	QB	6-4	213	So.	TR	Highlands Ranch, Colorado (Kansas)
16	Davis, Chad	DB	5-10	180	Fr.	HS	Richmond, Texas (Bush HS)
17	Pleasant, Lynrick	WR	6-2	205	Sr.	2L	Mesquite, Texas (Mesquite HS)
18	Evans, Erick	RB	5-9	190	Fr.	HS	Dallas, Texas (Seagoville HS)
18	Smith, Marcus	TE	6-4	255	So.	SQ	San Antonio, Texas (Warren HS)
19	Schilleci, John	DB	6-0	193	Fr.	HS	Denton, Texas (Guyer HS)
20	Allen, Brandon	DB	6-0	183	So.	SQ	Arlington, Texas (Summit HS)
20	Rollins, Rex	RB	6-1	197	Fr.	RS	Tyler, Texas (Chapel Hill HS)
21	Warner, Freddie	DB	5-10	189	So.	1L	Dallas, Texas (Pinkston HS)
21	Wilhite, Jamaime	RB	5-8	200	Jr.	SQ	Denton, Texas (Guyer HS)
22	Jimmerson, Antoinne	RB	5-9	222	So.	1L	Dallas, Texas (DeSoto HS)
23	Whitfield, Zac	DB	5-9	190	So.	1L	Sherman, Texas (Sherman HS)
24	Byrd, Brandin	RB	5-10	223	Sr.	3L	Copperas Cove, Texas (Copperas Cove HS)
25	Monroe, Bryan	RB	5-8	187	Sr.	SQ	Prosper, Texas (Prosper HS)
25	Tucker, Andrew	DB	6-0	199	Fr.	HS	Tyler, Texas (Chapel Hill HS)
26	Paul, Zach	K	5-9	185	So.	SQ	Frisco, Texas (Wakeland HS)
27	Lee, Lairamie	DB	5-10	195	Jr.	2L	Tyler, Texas (Chapel Hill HS)
29	Squier, Brock	DB	5-9	195	Fr.	RS	Sanger, Texas (Sanger HS)
30	Roberts, Jarrian	DE	6-2	238	Fr.	RS	Clarksville, Texas (Clarksville HS)
31	Buyers, Kenny	DB	5-11	177	So.	1L	Hurst, Texas (L.D. Bell HS)
31	Chelf, John	WR	5-11	178	Jr.	SQ	Iowa City, Iowa (Iowa)
32	Scott, Fred	LB	5-11	235	Fr.	HS	Kennedale, Texas (Kennedale HS)
34	Hubbard, Willie	WR	5-10	168	Jr.	SQ	Euleess, Texas (Trinity HS)
35	Orr, Zach	LB	6-1	240	Sr.	3L	DeSoto, Texas (DeSoto HS)
36	Davis, Brandon	LB	6-0	215	So.	SQ	Duncanville, Texas (Duncanville HS)
37	Olen, Zach	K	5-9	221	Sr.	3L	Richardson, Texas (Berkner HS)
38	Campbell, Brendan	DB	6-2	201	Jr.	1L	Killeen, Texas (Harker Heights HS)
39	Wade, Sheldon	DB	5-11	181	Jr.	TR	Knoxville, Tennessee (Austin Peay)
40	Macek, Blake	P	5-9	186	Fr.	RS	Sulphur Springs, Texas (Sulphur Springs HS)
41	Pratt, Ricky	DB	5-7	170	Jr.	TR	Grand Prairie, Texas (Cisco JC)
42	Polk, Chad	DE	6-0	223	So.	1L	Dallas, Texas (Woodrow Wilson HS)
44	Bellazin, Aaron	DE	6-2	265	Sr.	3L	Everman, Texas (Everman HS)
45	Jefferson, Tarik	LB	6-0	214	Jr.	TR	Mesquite, Texas (Lon Morris)
46	Johnson, Brandon	WR	6-0	208	Jr.	TR	DeSoto, Texas (DeSoto HS)
48	Reinhardt, Wylie	TE	6-4	275	Fr.	HS	Saginaw, Texas (Saginaw HS)
49	Mason, Daryl	DE	6-3	253	Jr.	1L	Garland, Texas (Rowlett HS)
50	Kirby, Kaydon	OL	6-3	313	Fr.	RS	Flower Mound, Texas (Flower Mound HS)
50	Lewis, Robert	LB	6-0	220	Jr.	1L	Mesquite, Texas (Mesquite HS)
52	Ellis, Sed	LB	6-3	189	Fr.	HS	Paris, Texas (Paris HS)
53	McKinney, Shawn	OL	6-4	365	Jr.	TR	Hubbard, Texas (Trinity Valley CC)
54	Dunham, Blake	DS	6-1	223	Jr.	1L	Argyle, Texas (Argyle HS)
56	Dilonga, Malik	DE	6-4	251	Fr.	RS	Cedar Hill, Texas (Trinity Christian School)
57	Y'Barbo, Mason	OL	6-2	307	Jr.	2L	Sulphur Springs, Texas (Sulphur Springs HS)
58	Johnson, Tony	DS	6-1	217	Fr.	RS	Fort Worth, Texas (South Grand Prairie HS)
62	Lemon, Cyril	OL	6-3	304	Jr.	2L	Marble Falls, Texas (Marble Falls HS)
63	Moore, Sid	DL	6-1	267	Fr.	HS	Van, Texas (Van HS)
64	Anyiam, LaChristopher	OL	6-4	296	Sr.	1L	Allen, Texas (Allen HS)
65	Thompson, Micah	OL	6-4	316	So.	SQ	Jones, Oklahoma (Jones HS)
68	Keena, Eric	P	6-2	155	So.	TR	Keller, Texas (Sunrise Mountain HS)
69	Melugin, Trevor	OL	6-2	299	Fr.	HS	Prosper, Texas (Prosper HS)
70	Wallace, Sir Calvin	DT	6-2	293	Fr.	RS	Tyler, Texas (Chapel Hill HS)
71	Johnson, Antonio	OL	6-6	294	Jr.	2L	Diboll, Texas (Diboll HS)
72	Rentfro, Ryan	OL	6-4	298	Fr.	RS	Flower Mound, Texas (Marcus HS)
74	Feldt, Cam	OL	6-5	299	Jr.	SQ	Pilot Point, Texas (Arkansas)
76	Sorge, Harrison	OL	6-5	304	Fr.	HS	Wichita Falls, Texas (Rider HS)
77	Ellard, Travis	OL	6-3	290	So.	SQ	Deer Park, Texas (Deer Park HS)
78	Trussell, Connor	OL	6-5	287	Fr.	RS	Arlington, Texas (Martin HS)
79	Walker, Dominick	OL	6-5	278	Fr.	HS	Sugar Land, Texas (Austin HS)
80	Smith, Darnell	WR	6-1	203	Sr.	1L	Garland, Texas (Ellsworth CC)
83	Caldwell, Carl	WR	5-10	176	Sr.	SQ	Whitehouse, Texas (Kansas Wesleyan)
84	Brown, Quenton	DE	6-4	235	Jr.	TR	Tucker, Georgia (Eastern Arizona CC)
85	Lancaster, Roderick	WR	6-2	205	Fr.	RS	Dallas, Texas (Life School of Oak Cliff)
86	Miller, Drew	TE	6-1	258	Sr.	3L	Prosper, Texas (Prosper HS)
87	Jones, Cooper	TE	6-4	243	So.	SQ	Lone Oak, Texas (Lone Oak HS)
88	Smith, Tanner	TE	6-3	250	Jr.	1L	Fort Worth, Texas (Nolan Catholic HS)
89	Prior, Daniel	TE	6-2	246	Sr.	3L	Henderson, Texas (Henderson HS)
90	Boutwell, Ryan	DT	6-3	248	Sr.	3L	China Springs, Texas (China Springs HS)
91	Orr, Austin	DT	6-4	272	So.	SQ	Seabrook, Texas (Clear Lake HS)
92	Smith, LaJaylin	LB	6-0	221	So.	1L	LaPlace, Louisiana (St. Charles Catholic HS)
93	McCoy, Brandon	DE	6-2	257	Sr.	3L	Carrollton, Texas (Creekview HS)
94	Haboul, Mustafa	DT	6-0	253	Fr.	RS	Arlington, Texas (Martin HS)
95	Lincoln, Alexander	DT	6-2	267	Jr.	2L	Cibolo, Texas (Steele HS)
96	Carter, Cade	TE	6-3	230	Jr.	TR	Lucas, Texas (Trinity Valley CC)
97	Abbe, Richard	DT	6-4	320	Sr.	3L	Lubbock, Texas (Monterey HS)
98	Lynn, Jarrod	TE	6-0	233	So.	SQ	Grapevine, Texas (Grapevine HS)
98	Watson, Dutton	DT	6-3	273	Fr.	RS	Midland, Texas (Midland HS)
99	Flusche, Andy	DE	6-3	230	Fr.	HS	Muenster, Texas (Muenster HS)

NORTH TEXAS FOOTBALL

2013 NORTH TEXAS COMBINED TEAM STATISTICS

Date	Opponent	Score	Att.
Aug 31, 2013	IDAHO	W 40-6	21975
Sep 07, 2013	at OHIO	L 21-27	24511
Sep 14, 2013	BALL STATE	W 34-27	14747
Sep 21, 2013	at Georgia	L 21-45	92746
* Oct 05, 2013	at Tulane	L 21-24	20734
* Oct 12, 2013	MIDDLE TENNESSEE	W 34-7	21171
* Oct 19, 2013	at Louisiana Tech	W 28-13	20317
* Oct 26, 2013	at Southern Miss	W 55-14	23203
* Oct 31, 2013	RICE	W 28-16	22835
* Nov 09, 2013	UTEP	W 41-7	26119
* Nov 23, 2013	UTSA	L 13-21	19335
* Nov 30, 2013	at Tulsa	W 42-10	17792

Rushing	gp	att	gain	loss	net	avg	td	lg	avg/g
BYRD, Brandin	12	182	1065	42	1023	5.6	11	91	85.2
JIMMERSON, A.	12	100	469	41	428	4.3	6	42	35.7
PEGRAM, Reggie	8	94	364	26	338	3.6	6	32	42.2
THOMPSON, Derek	12	58	213	58	155	2.7	3	26	12.9
ROLLINS, Rex	7	18	106	14	92	5.1	0	30	13.1
CHANCELLOR, B.	12	9	76	0	76	8.4	0	21	6.3
LEWIS, Mark	7	18	67	4	63	3.5	1	11	9.0
HARRIS, Carlos	12	2	31	0	31	15.5	0	26	2.6
PRIOR, Daniel	7	6	16	0	16	2.7	0	4	2.3
CALDWELL, Carl	7	1	6	0	6	6.0	0	6	0.9
ABBE, Richard	12	2	6	0	6	3.0	0	5	0.5
MACEK, Blake	12	1	5	0	5	5.0	0	5	0.4
MCNULTY, Andrew	7	4	9	5	4	1.0	0	6	0.6
Y'BARBO, Mason	12	0	0	0	0	0.0	1	0	0.0
TEAM	8	9	0	35	-35	-3.9	0	0	-4.4
Total	12	504	2433	225	2208	4.4	28	91	184.0
Opponents	12	399	1792	291	1501	3.8	10	77	125.1

Passing	gp	effic	comp-att-int	pct	yds	td	lg	avg/g
THOMPSON, Derek	12	131.10	230-360-13	63.9	2640	14	85	220.0
WILLIAMS, Dajon	2	160.33	5-6-0	83.3	55	0	16	27.5
MCNULTY, Andrew	7	100.40	5-6-1	83.3	36	0	9	5.1
Total	12	131.08	240-372-14	64.5	2731	14	85	227.6
Opponents	12	117.53	245-414-17	59.2	2770	13	98	230.8

Receiving	gp	no.	yds	avg	td	lg	avg/g
SMITH, Darnell	12	65	716	11.0	3	62	59.7
CHANCELLOR, B.	12	47	718	15.3	4	85	59.8
HARRIS, Carlos	12	44	519	11.8	2	42	43.2
KIDSY, Darvin	12	16	151	9.4	0	24	12.6
MILLER, Drew	12	15	175	11.7	1	26	14.6
BYRD, Brandin	12	11	46	4.2	1	11	3.8
JIMMERSON, A.	12	10	88	8.8	2	46	7.3
PLEASANT, L.	11	6	57	9.5	0	15	5.2
PEGRAM, Reggie	8	6	56	9.3	0	30	7.0
SMITH, Marcus	11	5	68	13.6	0	28	6.2
TERRELL, Darius	9	5	59	11.8	1	30	6.6
CALDWELL, Carl	7	3	17	5.7	0	8	2.4
SMITH, Tanner	12	2	13	6.5	0	9	1.1
MARSHALL, Mike	7	1	19	19.0	0	12	2.7
ROLLINS, Rex	7	1	16	16.0	0	16	2.3
TEEGARDEN, D.	10	1	12	12.0	0	12	1.2
PRIOR, Daniel	7	1	5	5.0	0	5	0.7
HUBBARD, Willie	2	1	-4	-4.0	0	0	-2.0
Total	12	240	2731	11.4	14	85	227.6
Opponents	12	245	2770	11.3	13	98	230.8

Field Goals	fg	pct.	01-19	20-29	30-39	40-49	50-99	lg	blk
PAUL, Zach	10-15	66.7	1-1	5-5	1-3	3-6	0-0	48	1
OLEN, Zach	0-1	0.0	0-0	0-0	0-0	0-0	0-1	0	0

Scoring	td	fg	PAT			dpx	saf	pts
			kick	rush	rcv			
PAUL, Zach	-	10-15	44-45	-	-	-	-	74
BYRD, Brandin	12	-	-	-	-	-	-	72
JIMMERSON, A.	8	-	-	-	-	-	-	48
CHANCELLOR, B.	6	-	-	-	-	-	-	36
PEGRAM, Reggie	6	-	-	-	-	-	-	36
THOMPSON, Derek	3	-	-	-	-	1-1	-	18
SMITH, Darnell	3	-	-	-	-	-	-	18
HARRIS, Carlos	2	-	-	-	-	-	-	12
WHITFIELD, Zac	2	-	-	-	-	-	-	12
MILLER, Drew	1	-	-	-	1	-	-	8

Record:	Overall	Home	Away	Neutral
All games	8-4	5-1	3-3	0-0
Conference	6-2	3-1	3-1	0-0
Non-Conference	2-2	2-0	0-2	0-0

Team Statistics	NT	OPP
FIRST DOWNS	258	212
Rushing	113	78
Passing	129	112
Penalty	16	22
RUSHING YARDAGE	2208	1501
Rushing Attempts	504	399
Average Per Rush	4.4	3.8
Average Per Game	184.0	125.1
TDs Rushing	28	10
PASSING YARDAGE	2731	2770
Comp-Att-Int	240-372-14	245-414-17
Average Per Pass	7.3	6.7
Average Per Catch	11.4	11.3
Average Per Game	227.6	230.8
TDs Passing	14	13
TOTAL OFFENSE	4939	4271
Average Per Play	5.6	5.3
Average Per Game	411.6	355.9
KICK RETURNS: #-Yards	33-814	37-775
PUNT RETURNS: #-Yards	30-441	19-128
INT RETURNS: #-Yards	17-255	14-178
FUMBLES-LOST	16-8	23-15
PENALTIES-Yards	76-627	59-522
PUNTS-AVG	63-39.8	75-39.9
TIME OF POSSESSION/Game	31:58	28:02
3RD-DOWN Conversions	85/185	64/178
4TH-DOWN Conversions	8/15	3/11

Interceptions	no.	yds	avg	td	lg
TRICE, Marcus	5	62	12.4	0	24
WHITFIELD, Zac	3	98	32.7	1	56
LEE, Lairamie	3	27	9.0	1	20
WRIGHT, Will	2	0	0.0	0	0
BUYERS, Kenny	2	22	11.0	0	22
JONES, James	1	18	18.0	0	18
WADE, Sheldon	1	28	28.0	0	28

Punting	no.	yds	avg	lg	tb	fc	i20	50+	blk
MACEK, Blake	60	2448	40.8	61	6	18	24	11	0
PAUL, Zach	3	60	20.0	30	0	0	2	0	0

Punt Returns	no.	yds	avg	td	lg
CHANCELLOR, B.	22	370	16.8	1	65
HARRIS, Carlos	3	-8	-2.7	0	0
TRICE, Marcus	2	43	21.5	0	23
ROLLINS, Rex	2	14	7.0	0	1
MARSHALL, Mike	1	14	14.0	0	0
ROBERTS, J.	0	8	8.0	1	8
KIDSY, Darvin	0	0	0.0	1	0
WHITFIELD, Zac	0	0	0.0	1	0
Total	30	441	14.7	4	65
Opponents	19	128	6.7	0	17

Kick Returns	no.	yds	avg	td	lg
CHANCELLOR, B.	22	619	28.1	1	99
JONES, James	7	126	18.0	0	29
BYRD, Brandin	1	21	21.0	0	21
MILLER, Drew	1	15	15.0	0	15
ROBERTS, J.	1	9	9.0	0	9
HARRIS, Carlos	1	24	24.0	0	24
Total	33	814	24.7	1	99
Opponents	37	775	20.9	0	43

All Purpose	g	rush	rcv	pr	kr	ir	total	avg/g
CHANCELLOR, B.	12	76	718	370	619	0	1783	148.6
BYRD, Brandin	12	1023	46	0	21	0	1090	90.8
SMITH, Darnell	12	0	716	0	0	0	716	59.7
HARRIS, Carlos	12	31	519	-8	24	0	566	47.2
JIMMERSON, A.	12	428	88	0	0	0	516	43.0
Total	12	2208	2731	441	814	255	6449	537.4
Opponents	12	1501	2770	128	775	178	5352	446.0

NORTH TEXAS FOOTBALL

2013 NORTH TEXAS OVERALL TEAM STATISTICS

Team Statistics	NT	OPP
SCORING	378	217
Points Per Game	31.5	18.1
FIRST DOWNS	258	212
Rushing	113	78
Passing	129	112
Penalty	16	22
RUSHING YARDAGE	2208	1501
Yards gained rushing	2433	1792
Yards lost rushing	225	291
Rushing Attempts	504	399
Average Per Rush	4.4	3.8
Average Per Game	184.0	125.1
TDs Rushing	28	10
PASSING YARDAGE	2731	2770
Comp-Att-Int	240-372-14	245-414-17
Average Per Pass	7.3	6.7
Average Per Catch	11.4	11.3
Average Per Game	227.6	230.8
TDs Passing	14	13
TOTAL OFFENSE	4939	4271
Total Plays	876	813
Average Per Play	5.6	5.3
Average Per Game	411.6	355.9
KICK RETURNS: #-Yards	33-814	37-775
PUNT RETURNS: #-Yards	30-441	19-128
INT RETURNS: #-Yards	17-255	14-178
KICK RETURN AVERAGE	24.7	20.9
PUNT RETURN AVERAGE	14.7	6.7
INT RETURN AVERAGE	15.0	12.7
FUMBLES-LOST	16-8	23-15
PENALTIES-Yards	76-627	59-522
Average Per Game	52.2	43.5
PUNTS-Yards	63-2508	75-2993
Average Per Punt	39.8	39.9
Net punt average	35.9	33.5
KICKOFFS-Yards	73-4586	45-2748
Average Per Kick	62.8	61.1
Net kick average	39.9	37.4
TIME OF POSSESSION/Game	31:58	28:02
3RD-DOWN Conversions	85/185	64/178
3rd-Down Pct	46%	36%
4TH-DOWN Conversions	8/15	3/11
4th-Down Pct	53%	27%
SACKS BY-Yards	34-210	10-44
MISC YARDS	63	79
TOUCHDOWNS SCORED	50	28
FIELD GOALS-ATTEMPTS	10-16	7-20
ON-SIDE KICKS	0-0	1-1
RED-ZONE SCORES	(33-39) 85%	(20-33) 61%
RED-ZONE TOUCHDOWNS	(26-39) 67%	(15-33) 45%
PAT-ATTEMPTS	(46-49) 94%	(26-27) 96%
ATTENDANCE	126182	199303
Games/Avg Per Game	6/21030	6/33217
Neutral Site Games		0/0

Score by Quarters	1st	2nd	3rd	4th	OT	Total
North Texas	72	136	85	85	0	378
Opponents	66	73	49	29	0	217

NORTH TEXAS FOOTBALL

2013 NORTH TEXAS INDIVIDUAL STATISTICS

Rushing	gp	att	gain	loss	net	avg	td	lg	avg/g
BYRD, Brandin	12	182	1065	42	1023	5.6	11	91	85.2
JIMMERSON, A.	12	100	469	41	428	4.3	6	42	35.7
PEGRAM, Reggie	8	94	364	26	338	3.6	6	32	42.2
THOMPSON, Derek	12	58	213	58	155	2.7	3	26	12.9
ROLLINS, Rex	7	18	106	14	92	5.1	0	30	13.1
CHANCELLOR, B.	12	9	76	0	76	8.4	0	21	6.3
LEWIS, Mark	7	18	67	4	63	3.5	1	11	9.0
HARRIS, Carlos	12	2	31	0	31	15.5	0	26	2.6
PRIOR, Daniel	7	6	16	0	16	2.7	0	4	2.3
CALDWELL, Carl	7	1	6	0	6	6.0	0	6	0.9
ABBE, Richard	12	2	6	0	6	3.0	0	5	0.5
MACEK, Blake	12	1	5	0	5	5.0	0	5	0.4
MCNULTY, Andrew	7	4	9	5	4	1.0	0	6	0.6
Y'BARBO, Mason	12	0	0	0	0	0.0	1	0	0.0
TEAM	8	9	0	35	-35	-3.9	0	0	-4.4
Total	12	504	2433	225	2208	4.4	28	91	184.0
Opponents	12	399	1792	291	1501	3.8	10	77	125.1

Passing	gp	effic	comp-att-int	pct	yds	td	lg	avg/g
THOMPSON, Derek	12	131.10	230-360-13	63.9	2640	14	85	220.0
WILLIAMS, Dajon	2	160.33	5-6-0	83.3	55	0	16	27.5
MCNULTY, Andrew	7	100.40	5-6-1	83.3	36	0	9	5.1
Total	12	131.08	240-372-14	64.5	2731	14	85	227.6
Opponents	12	117.53	245-414-17	59.2	2770	13	98	230.8

Receiving	gp	no.	yds	avg	td	lg	avg/g
SMITH, Darnell	12	65	716	11.0	3	62	59.7
CHANCELLOR, B.	12	47	718	15.3	4	85	59.8
HARRIS, Carlos	12	44	519	11.8	2	42	43.2
KIDSY, Darvin	12	16	151	9.4	0	24	12.6
MILLER, Drew	12	15	175	11.7	1	26	14.6
BYRD, Brandin	12	11	46	4.2	1	11	3.8
JIMMERSON, A.	12	10	88	8.8	2	46	7.3
PLEASANT, L.	11	6	57	9.5	0	15	5.2
PEGRAM, Reggie	8	6	56	9.3	0	30	7.0
SMITH, Marcus	11	5	68	13.6	0	28	6.2
TERRELL, Darius	9	5	59	11.8	1	30	6.6
CALDWELL, Carl	7	3	17	5.7	0	8	2.4
SMITH, Tanner	12	2	13	6.5	0	9	1.1
MARSHALL, Mike	7	1	19	19.0	0	12	2.7
ROLLINS, Rex	7	1	16	16.0	0	16	2.3
TEEGARDEN, D.	10	1	12	12.0	0	12	1.2
PRIOR, Daniel	7	1	5	5.0	0	5	0.7
HUBBARD, Willie	2	1	-4	-4.0	0	0	-2.0
Total	12	240	2731	11.4	14	85	227.6
Opponents	12	245	2770	11.3	13	98	230.8

Punt Returns	no.	yds	avg	td	lg
CHANCELLOR, B.	22	370	16.8	1	65
HARRIS, Carlos	3	-8	-2.7	0	0
TRICE, Marcus	2	43	21.5	0	23
ROLLINS, Rex	2	14	7.0	0	1
MARSHALL, Mike	1	14	14.0	0	0
WHITFIELD, Zac	0	0	0.0	1	0
ROBERTS, J.	0	8	0.0	1	8
KIDSY, Darvin	0	0	0.0	1	0
Total	30	441	14.7	4	65
Opponents	19	128	6.7	0	17

Interceptions	no.	yds	avg	td	lg
TRICE, Marcus	5	62	12.4	0	24
WHITFIELD, Zac	3	98	32.7	1	56
LEE, Lairamie	3	27	9.0	1	20
BUYERS, Kenny	2	22	11.0	0	22
WRIGHT, Will	2	0	0.0	0	0
WADE, Sheldon	1	28	28.0	0	28
JONES, James	1	18	18.0	0	18
Total	17	255	15.0	2	56
Opponents	14	178	12.7	2	59

Kick Returns	no.	yds	avg	td	lg
CHANCELLOR, B.	22	619	28.1	1	99
JONES, James	7	126	18.0	0	29
MILLER, Drew	1	15	15.0	0	15
BYRD, Brandin	1	21	21.0	0	21
HARRIS, Carlos	1	24	24.0	0	24
ROBERTS, J.	1	9	9.0	0	9
Total	33	814	24.7	1	99
Opponents	37	775	20.9	0	43

Fumble Returns	no.	yds	avg	td	lg
ORR, Zachary	1	55	55.0	1	55
Total	1	55	55.0	1	55
Opponents	3	100	33.3	3	97

NORTH TEXAS FOOTBALL

2013 NORTH TEXAS INDIVIDUAL STATISTICS

Scoring	td	fg	PAT				dxp	saf	pts	Total Offense						
			kick	rush	rcv	pass				g	plays	rush	pass	total	avg/g	
PAUL, Zach	-	10-15	44-45	-	-	-	-	-	74	THOMPSON, Derek	12	418	155	2640	2795	232.9
BYRD, Brandin	12	-	-	-	-	-	-	-	72	BYRD, Brandin	12	182	1023	0	1023	85.2
JIMMERSON, A.	8	-	-	-	-	-	-	-	48	JIMMERSON, A.	12	100	428	0	428	35.7
PEGRAM, Reggie	6	-	-	-	-	-	-	-	36	PEGRAM, Reggie	8	94	338	0	338	42.2
CHANCELLOR, B.	6	-	-	-	-	-	-	-	36	ROLLINS, Rex	7	18	92	0	92	13.1
THOMPSON, Derek	3	-	-	-	-	1-1	-	-	18	CHANCELLOR, B.	12	9	76	0	76	6.3
SMITH, Darnell	3	-	-	-	-	-	-	-	18	LEWIS, Mark	7	18	63	0	63	9.0
HARRIS, Carlos	2	-	-	-	-	-	-	-	12	WILLIAMS, Dajon	2	6	0	55	55	27.5
WHITFIELD, Zac	2	-	-	-	-	-	-	-	12	MCNULTY, Andrew	7	10	4	36	40	5.7
MILLER, Drew	1	-	-	-	1	-	-	-	8	HARRIS, Carlos	12	2	31	0	31	2.6
Y'BARBO, Mason	1	-	-	-	-	-	-	-	6	PRIOR, Daniel	7	6	16	0	16	2.3
LEWIS, Mark	1	-	-	-	-	-	-	-	6	CALDWELL, Carl	7	1	6	0	6	0.9
KIDSY, Darvin	1	-	-	-	-	-	-	-	6	ABBE, Richard	12	2	6	0	6	0.5
LEE, Lairamie	1	-	-	-	-	-	-	-	6	MACEK, Blake	12	1	5	0	5	0.4
TERRELL, Darius	1	-	-	-	-	-	-	-	6	TEAM	8	9	-35	0	-35	-4.4
ROBERTS, J.	1	-	-	-	-	-	-	-	6	Total	12	876	2208	2731	4939	411.6
ORR, Zachary	1	-	-	-	-	-	-	-	6	Opponents	12	813	1501	2770	4271	355.9
OLEN, Zach	-	0-1	2-4	-	-	-	-	-	2							
Total	50	10-16	46-49	-	1	1-1	-	-	378							
Opponents	28	7-20	26-27	-	-	0-1	-	1	217							

Field Goals	fg	pct.	01-19	20-29	30-39	40-49	50-99	lg	blk	Punting	no.	yds	avg	lg	tb	fc	i20	50+	blk
PAUL, Zach	10-15	66.7	1-1	5-5	1-3	3-6	0-0	48	1	MACEK, Blake	60	2448	40.8	61	6	18	24	11	0
OLEN, Zach	0-1	0.0	0-0	0-0	0-0	0-0	0-1	0	0	PAUL, Zach	3	60	20.0	30	0	0	2	0	0
Total										Total	63	2508	39.8	61	6	18	26	11	0
Opponents										Opponents	75	2993	39.9	66	2	17	21	14	4

FG Sequence	North Texas	Opponents
Idaho	-	39
OHIO	44	40,(38),(22)
Ball State	(48),(22),(47),54,(19)	54,51
Georgia	-	52,(27)
Tulane	38	56,(27)
Middle Tennessee	(21),48,(22)	32
Louisiana Tech	-	(40),25,(35)

Kickoffs	no.	yds	avg	tb	ob	retn	net	ydln
OLEN, Zach	73	4586	62.8	36	0			
Total	73	4586	62.8	36	0	20.9	39.9	25
Opponents	45	2748	61.1	10	1	24.7	37.4	27

All Purpose	g	rush	rcv	pr	kr	ir	total	avg/g
CHANCELLOR, B.	12	76	718	370	619	0	1783	148.6
BYRD, Brandin	12	1023	46	0	21	0	1090	90.8
SMITH, Darnell	12	0	716	0	0	0	716	59.7
HARRIS, Carlos	12	31	519	-8	24	0	566	47.2
JIMMERSON, A.	12	428	88	0	0	0	516	43.0
PEGRAM, Reggie	8	338	56	0	0	0	394	49.2
MILLER, Drew	12	0	175	0	15	0	190	15.8
THOMPSON, D.	12	155	0	0	0	0	155	12.9
KIDSY, Darvin	12	0	151	0	0	0	151	12.6
JONES, James	12	0	0	0	126	18	144	12.0
ROLLINS, Rex	7	92	16	14	0	0	122	17.4
TRICE, Marcus	12	0	0	43	0	62	105	8.8
WHITFIELD, Za	12	0	0	0	0	98	98	8.2
SMITH, Marcus	11	0	68	0	0	0	68	6.2
LEWIS, Mark	7	63	0	0	0	0	63	9.0
TERRELL, Darius	9	0	59	0	0	0	59	6.6
PLEASANT, L.	11	0	57	0	0	0	57	5.2
MARSHALL, Mik	7	0	19	14	0	0	33	4.7
WADE, Sheldon	10	0	0	0	0	28	28	2.8
LEE, Lairamie	12	0	0	0	0	27	27	2.2
CALDWELL, Car	7	6	17	0	0	0	23	3.3
BUYERS, Kenny	12	0	0	0	0	22	22	1.8
PRIOR, Daniel	7	16	5	0	0	0	21	3.0
ROBERTS, J.	10	0	0	8	9	0	17	1.7
SMITH, Tanner	12	0	13	0	0	0	13	1.1
TEEGARDEN, D	10	0	12	0	0	0	12	1.2
ABBE, Richard	12	6	0	0	0	0	6	0.5
MACEK, Blake	12	5	0	0	0	0	5	0.4
MCNULTY, Andr	7	4	0	0	0	0	4	0.6
HUBBARD, Willi	2	0	-4	0	0	0	-4	-2.0
TEAM	8	-35	0	0	0	0	-35	-4.4
Total	12	2208	2731	441	814	255	6449	537.4
Opponents	12	1501	2770	128	775	178	5352	446.0

NORTH TEXAS FOOTBALL

2013 NORTH TEXAS DEFENSIVE STATISTICS

#	Defensive Leaders	gp	Tackles			tfl/yds	Sacks no-yds	Pass defense			Fumbles		blkd	
			ua	a	tot			int-yds	brup	qbh	rcv-yds	ff	kick	saf
35	ORR, Zachary	12	53	61	114	11.0-51	1.5-25	.	4	3	4-55	3	1	.
7G	AKUNNE, Derek	12	42	44	86	4.5-8	.	.	3	.	.	1	.	.
8	TRICE, Marcus	12	45	38	83	4.5-6	1.0-1	5-62	8	.	1-0	2	3	.
31	BUYERS, Kenny	12	50	21	71	4.5-17	2.0-12	2-22	5	.	2-0	.	.	.
11	WRIGHT, Will	12	38	33	71	6.5-24	1.0-4	2-0	5
27	LEE, Lairamie	12	44	26	70	4.0-15	1.0-11	3-27	1	.	2-0	2	.	.
13	JONES, James	12	41	18	59	1.5-8	1.0-6	1-18	5	.	2-0	2	.	.
44	BELLAZIN, Aaron	12	21	10	31	11.0-36	7.5-30	.	1	3	.	2	.	.
93	MCCOY, Brandon	11	13	18	31	6.0-35	5.0-34	.	2	6
23	WHITFIELD, Zac	12	15	4	19	.	.	3-98	2
90	BOUTWELL, Ryan	12	6	13	19	1.5-5	1.0-5	.	.	2
97	ABBE, Richard	12	14	5	19	4.0-28	3.0-27	.	3	1
42	POLK, Chad	10	9	10	19	3.5-14	3.0-13	.	1	.	.	1	.	.
1	EVANS, Zed	8	11	7	18
14	MARSHALL, Jamal	11	9	8	17	0.5-3
95	LINCOLN, A.	10	4	10	14	2.5-16	2.0-16	.	1	1
49	MASON, Daryl	10	7	5	12	1.0-5	1.0-5	.	1	.	1-0	1	.	.
6	JACKSON, H.	11	9	2	11
32	SCOTT, Fred	6	5	6	11	1.0-1	1-0	.	.	.
52	ELLIS, Sed	9	3	3	6	1	.	.
91	ORR, Austin	9	3	2	5	1.0-2	1.0-2	.	1	.	.	.	1	.
30	ROBERTS, J.	10	3	1	4	2.5-13	2.0-11
7	THOMPSON, Derek	12	3	1	4
46	JOHNSON, B.	8	2	2	4
1F	DAVIS, Chad	9	2	1	3
70	WALLACE, S.	3	1	2	3	1-0	.	.	.
89	PRIOR, Daniel	7	2	.	2
39	WADE, Sheldon	10	.	2	2	.	.	1-28	1
17	PLEASANT, L.	11	2	.	2	1	.	.
84	BROWN, Quenton	2	.	2	2
3	CHANCELLOR, B.	12	2	.	2
92	SMITH, LaJaylin	2	1	.	1
26	PAUL, Zach	12	1	.	1
5E	BUSBY, David	2	1	.	1
50	KIRBY, Kaydon	12	.	1	1
24	BYRD, Brandin	12	1	.	1
9	HARRIS, Carlos	12	.	1	1
71	JOHNSON, A.	11	.	1	1
16	BERGLUND, Brock	1	.	1	1
58	JOHNSON, Tony	8	.	1	1
2B	JOHNSON, D.Q.	4	1	.	1
18	SMITH, Marcus	11	1	.	1
20	ROLLINS, Rex	7	1	.
15	MARSHALL, Mike	7	1	.
TM	TEAM	8	1-0	.	.	.
	Total	12	465	360	825	71-287	34-210	17-255	44	16	15-55	16	7	.
	Opponents	12	481	459	940	65-189	10-44	14-178	34	6	8-100	7	2	1

NORTH TEXAS FOOTBALL

2013 NORTH TEXAS INDIVIDUAL SEASON AND CAREER HIGHS

SEASON

CAREER

Rushing	gp	att	gain	loss	net	avg	td	lg	avg/g	gp	att	gain	loss	net	avg	td	lg	avg/g
BYRD, Brandin	12	182	1065	42	1023	5.6	11	91	85.2	47	441	2246	96	2150	4.9	17	91	45.7
JIMMERSON, A.	12	100	469	41	428	4.3	6	42	35.7	22	208	1032	60	972	4.7	11	45	44.2
PEGRAM, Reggie	8	94	364	26	338	3.6	6	32	42.2	8	94	364	26	338	3.6	6	32	42.2
THOMPSON, Derek	12	58	213	58	155	2.7	3	26	12.9	39	153	498	187	311	2.0	8	26	8.0
ROLLINS, Rex	7	18	106	14	92	5.1	0	30	13.1	7	18	106	14	92	5.1	0	30	13.1
CHANCELLOR, B.	12	9	76	0	76	8.4	0	21	6.3	42	31	291	14	277	8.9	2	46	6.6
LEWIS, Mark	7	18	67	4	63	3.5	1	11	9.0	7	18	67	4	63	3.5	1	11	9.0
HARRIS, Carlos	12	2	31	0	31	15.5	0	26	2.6	24	3	41	0	41	13.7	0	26	1.7
PRIOR, Daniel	7	6	16	0	16	2.7	0	4	2.3	40	6	16	0	16	2.7	0	4	0.4
CALDWELL, Carl	7	1	6	0	6	6.0	0	6	0.9	7	1	6	0	6	6.0	0	6	0.9
ABBE, Richard	12	2	6	0	6	3.0	0	5	0.5	40	2	6	0	6	3.0	0	5	0.2
MACEK, Blake	12	1	5	0	5	5.0	0	5	0.4	12	1	5	0	5	5.0	0	5	0.4
MCNULTY, Andrew	7	4	9	5	4	1.0	0	6	0.6	14	27	114	53	61	2.3	1	34	4.4
Y'BARBO, Mason	12	0	0	0	0	0.0	1	0	0.0	36	0	0	0	0	0.0	1	0	0.0
TEAM	8	9	0	35	-35	-3.9	0	0	-4.4									
Total	12	504	2433	225	2208	4.4	28	91	184.0									
Opponents	12	399	1792	291	1501	3.8	10	77	125.1									

Passing	gp	effic	comp-att-int	pct	yds	td	lg	avg/g	gp	effic	comp-att-int	pct	yds	td	lg	avg/g
THOMPSON, Derek	12	131.10	230-360-13	63.9	2640	14	85	220.0	39	125.18	615-1025-34	60.0	7191	40	85	184.4
WILLIAMS, Dajon	2	160.33	5-6-0	83.3	55	0	16	27.5	2	160.33	5-6-0	83.3	55	0	16	27.5
MCNULTY, Andrew	7	100.40	5-6-1	83.3	36	0	9	5.1	14	106.83	33-57-4	57.9	388	1	46	27.7
Total	12	131.08	240-372-14	64.5	2731	14	85	227.6								
Opponents	12	117.53	245-414-17	59.2	2770	13	98	230.8								

Receiving	gp	no.	yds	avg	td	lg	avg/g	gp	no.	yds	avg	td	lg	avg/g
SMITH, Darnell	12	65	716	11.0	3	62	59.7	24	93	1095	11.8	5	62	45.6
CHANCELLOR, B.	12	47	718	15.3	4	85	59.8	42	110	1637	14.9	12	85	39.0
HARRIS, Carlos	12	44	519	11.8	2	42	43.2	24	63	782	12.4	3	42	32.6
KIDSY, Darwin	12	16	151	9.4	0	24	12.6	12	16	151	9.4	0	24	12.6
MILLER, Drew	12	15	175	11.7	1	26	14.6	48	40	447	11.2	4	34	9.3
BYRD, Brandin	12	11	46	4.2	1	11	3.8	47	31	160	5.2	1	16	3.4
JIMMERSON, A.	12	10	88	8.8	2	46	7.3	22	22	293	13.3	5	78	13.3
PLEASANT, L.	11	6	57	9.5	0	15	5.2	29	9	88	9.8	0	15	3.0
PEGRAM, Reggie	8	6	56	9.3	0	30	7.0	8	6	56	9.3	0	30	7.0
SMITH, Marcus	11	5	68	13.6	0	28	6.2	14	6	72	12.0	0	28	5.1
TERRELL, Darius	9	5	59	11.8	1	30	6.6	9	5	59	11.8	1	30	6.6
CALDWELL, Carl	7	3	17	5.7	0	8	2.4	7	3	17	5.7	0	8	2.4
SMITH, Tanner	12	2	13	6.5	0	9	1.1	27	4	18	4.5	0	9	0.7
MARSHALL, Mike	7	1	19	19.0	0	12	2.7	26	1	19	19.0	0	12	0.7
ROLLINS, Rex	7	1	16	16.0	0	16	2.3	7	1	16	16.0	0	16	2.3
TEEGARDEN, D.	10	1	12	12.0	0	12	1.2	20	5	64	12.8	0	22	3.2
PRIOR, Daniel	7	1	5	5.0	0	5	0.7	40	6	34	5.7	0	18	0.9
HUBBARD, Willie	2	1	-4	-4.0	0	0	-2.0	2	1	-4	-4.0	0	0	-2.0
Total	12	240	2731	11.4	14	85	227.6							
Opponents	12	245	2770	11.3	13	98	230.8							

NORTH TEXAS FOOTBALL

2013 NORTH TEXAS INDIVIDUAL SEASON AND CAREER HIGHS

	SEASON						CAREER					
	g	plays	rush	pass	total	avg/g	g	plays	rush	pass	total	avg/g
Total Offense												
THOMPSON, Derek	12	418	155	2640	2795	232.9	39	1178	311	7191	7502	192.4
BYRD, Brandin	12	182	1023	0	1023	85.2	47	441	2150	0	2150	45.7
JIMMERSON, A.	12	100	428	0	428	35.7	22	208	972	0	972	44.2
PEGGRAM, Reggie	8	94	338	0	338	42.2	8	94	338	0	338	42.2
ROLLINS, Rex	7	18	92	0	92	13.1	7	18	92	0	92	13.1
CHANCELLOR, B.	12	9	76	0	76	6.3	42	32	277	0	277	6.6
LEWIS, Mark	7	18	63	0	63	9.0	7	18	63	0	63	9.0
WILLIAMS, Dajon	2	6	0	55	55	27.5	2	6	0	55	55	27.5
MCNULTY, Andrew	7	10	4	36	40	5.7	14	84	61	388	449	32.1
HARRIS, Carlos	12	2	31	0	31	2.6	24	3	41	0	41	1.7
PRIOR, Daniel	7	6	16	0	16	2.3	40	6	16	0	16	0.4
ABBE, Richard	12	2	6	0	6	0.5	40	2	6	0	6	0.2
CALDWELL, Carl	7	1	6	0	6	0.9	7	1	6	0	6	0.9
MACEK, Blake	12	1	5	0	5	0.4	12	1	5	0	5	0.4
TEAM	8	9	-35	0	-35	-4.4						
Total	12	876	2208	2731	4939	411.6						
Opponents	12	813	1501	2770	4271	355.9						

Scoring	td	fg	PAT						td	fg	kick	PAT							
			kick	rush	rcv	pass	dxp	saf				pts	kick	rush	rcv	pass	dxp	saf	pts
PAUL, Zach	-	10-15	44-45	-	-	-	-	-	74	-	10-16	44-45	-	-	-	-	-	-	74
BYRD, Brandin	12	-	-	-	-	-	-	-	72	18	-	-	-	1	-	-	-	110	
JIMMERSON, A.	8	-	-	-	-	-	-	-	48	16	-	-	-	-	-	-	-	96	
PEGGRAM, Reggie	6	-	-	-	-	-	-	-	36	6	-	-	-	-	-	-	-	36	
CHANCELLOR, B.	6	-	-	-	-	-	-	-	36	18	-	-	-	-	-	-	-	108	
THOMPSON, Derek	3	-	-	-	-	1-1	-	-	18	8	-	-	-	2-3	-	-	-	48	
SMITH, Darnell	3	-	-	-	-	-	-	-	18	5	-	-	-	-	-	-	-	30	
WHITFIELD, Zac	2	-	-	-	-	-	-	-	12	2	-	-	-	-	-	-	-	12	
HARRIS, Carlos	2	-	-	-	-	-	-	-	12	3	-	-	-	-	-	-	-	18	
MILLER, Drew	1	-	-	-	1	-	-	-	8	4	-	-	-	1	-	-	-	26	
Y'BARBO, Mason	1	-	-	-	-	-	-	-	6	1	-	-	-	-	-	-	-	6	
ORR, Zachary	1	-	-	-	-	-	-	-	6	1	-	-	-	-	-	-	-	6	
LEWIS, Mark	1	-	-	-	-	-	-	-	6	1	-	-	-	-	-	-	-	6	
TERRELL, Darius	1	-	-	-	-	-	-	-	6	1	-	-	-	-	-	-	-	6	
ROBERTS, J.	1	-	-	-	-	-	-	-	6	1	-	-	-	-	-	-	-	6	
KIDSY, Darwin	1	-	-	-	-	-	-	-	6	1	-	-	-	-	-	-	-	6	
LEE, Lairamie	1	-	-	-	-	-	-	-	6	1	-	-	-	-	-	-	-	6	
OLEN, Zach	-	0-1	2-4	-	-	-	-	-	2	-	32-48	83-89	-	-	-	-	-	179	
Total	50	10-16	46-49	-	1	1-1	-	-	378										
Opponents	28	7-20	26-27	-	-	0-1	-	1	217										

Punt Returns	no.	yds	avg	td	lg	no.	yds	avg	td	lg
CHANCELLOR, B.	22	370	16.8	1	65	43	421	9.8	1	65
HARRIS, Carlos	3	-8	-2.7	0	0	6	-1	-0.2	0	5
TRICE, Marcus	2	43	21.5	0	23	2	43	21.5	0	23
ROLLINS, Rex	2	14	7.0	0	1	2	14	7.0	0	1
MARSHALL, Mike	1	14	14.0	0	0	1	14	14.0	0	0
WHITFIELD, Zac	0	0	0.0	1	0	0	0	0.0	1	0
ROBERTS, J.	0	8	0.0	1	8	0	8	0.0	1	8
KIDSY, Darwin	0	0	0.0	1	0	0	0	0.0	1	0
Total	30	441	14.7	4	65					
Opponents	19	128	6.7	0	17					

Kick Returns	no.	yds	avg	td	lg	no.	yds	avg	td	lg
CHANCELLOR, B.	22	619	28.1	1	99	123	2987	24.3	3	99
JONES, James	7	126	18.0	0	29	7	126	18.0	0	29
HARRIS, Carlos	1	24	24.0	0	24	2	37	18.5	0	24
BYRD, Brandin	1	21	21.0	0	21	13	157	12.1	0	21
MILLER, Drew	1	15	15.0	0	15	2	28	14.0	0	15
ROBERTS, J.	1	9	9.0	0	9	1	9	9.0	0	9
Total	33	814	24.7	1	99					
Opponents	37	775	20.9	0	43					

NORTH TEXAS FOOTBALL

2013 NORTH TEXAS INDIVIDUAL SEASON AND CAREER HIGHS

SEASON						CAREER										
Interceptions						Interceptions										
	no.	yds	avg	td	lg	no.	yds	avg	td	lg						
TRICE, Marcus	5	62	12.4	0	24	7	74	10.6	0	24						
WHITFIELD, Zac	3	98	32.7	1	56	6	93	15.5	1	56						
LEE, Lairamie	3	27	9.0	1	20	4	27	6.8	1	20						
WRIGHT, Will	2	0	0.0	0	0	3	0	0.0	0	0						
BUYERS, Kenny	2	22	11.0	0	22	2	22	11.0	0	22						
JONES, James	1	18	18.0	0	18	1	18	18.0	0	18						
WADE, Sheldon	1	28	28.0	0	28	1	28	28.0	0	28						
Total	17	255	15.0	2	56											
Opponents	14	178	12.7	2	59											
Fumble Returns						Fumble Returns										
	no.	yds	avg	td	lg	no.	yds	avg	td	lg						
ORR, Zachary	1	55	55.0	1	55	1	55	55.0	1	55						
Total	1	55	55.0	1	55											
Opponents	3	100	33.3	3	97											
All Purpose																
	g	rush	rcv	pr	kr	ir	total	avg/g	g	rush	rcv	pr	kr	ir	total	avg/g
CHANCELLOR,	12	76	718	370	619	0	1783	148.6	42	277	1637	421	2987	0	5322	126.7
BYRD, Brandin	12	1023	46	0	21	0	1090	90.8	47	2150	160	0	157	0	2467	52.5
SMITH, Darnell	12	0	716	0	0	0	716	59.7	24	0	1095	0	0	0	1095	45.6
HARRIS, Carlos	12	31	519	-8	24	0	566	47.2	24	41	782	-1	37	0	859	35.8
JIMMERSON, A.	12	428	88	0	0	0	516	43.0	22	972	293	0	0	0	1265	57.5
PEGRAM, Reggi	8	338	56	0	0	0	394	49.2	8	338	56	0	0	0	394	49.2
MILLER, Drew	12	0	175	0	15	0	190	15.8	48	0	447	0	28	0	475	9.9
THOMPSON, De	12	155	0	0	0	0	155	12.9	39	311	0	0	0	0	311	8.0
KIDSY, Darvin	12	0	151	0	0	0	151	12.6	12	0	151	0	0	0	151	12.6
JONES, James	12	0	0	0	126	18	144	12.0	12	0	0	0	126	18	144	12.0
ROLLINS, Rex	7	92	16	14	0	0	122	17.4	7	92	16	14	0	0	122	17.4
TRICE, Marcus	12	0	0	43	0	62	105	8.8	24	0	0	43	0	74	117	4.9
WHITFIELD, Zac	12	0	0	0	0	98	98	8.2	24	0	0	0	0	93	93	3.9
SMITH, Marcus	11	0	68	0	0	0	68	6.2	14	0	72	0	0	0	72	5.1
LEWIS, Mark	7	63	0	0	0	0	63	9.0	7	63	0	0	0	0	63	9.0
TERRELL, Dariu	9	0	59	0	0	0	59	6.6	9	0	59	0	0	0	59	6.6
PLEASANT, L.	11	0	57	0	0	0	57	5.2	29	0	88	0	0	0	88	3.0
MARSHALL, Mik	7	0	19	14	0	0	33	4.7	26	0	19	14	0	0	33	1.3
WADE, Sheldon	10	0	0	0	0	28	28	2.8	10	0	0	0	0	28	28	2.8
LEE, Lairamie	12	0	0	0	0	27	27	2.2	35	0	0	19	0	27	46	1.3
CALDWELL, Carl	7	6	17	0	0	0	23	3.3	7	6	17	0	0	0	23	3.3
BUYERS, Kenny	12	0	0	0	0	22	22	1.8	23	0	0	0	0	22	22	1.0
PRIOR, Daniel	7	16	5	0	0	0	21	3.0	40	16	34	0	0	0	50	1.2
ROBERTS, J.	10	0	0	8	9	0	17	1.7	10	0	0	8	9	0	17	1.7
SMITH, Tanner	12	0	13	0	0	0	13	1.1	27	0	18	0	0	0	18	0.7
TEEGARDEN, D.	10	0	12	0	0	0	12	1.2	20	0	64	0	0	0	64	3.2
ABBE, Richard	12	6	0	0	0	0	6	0.5	40	6	0	0	0	19	25	0.6
MACEK, Blake	12	5	0	0	0	0	5	0.4	12	5	0	0	0	0	5	0.4
MCNULTY, Andr	7	4	0	0	0	0	4	0.6	14	61	0	0	0	0	61	4.4
HUBBARD, Willi	2	0	-4	0	0	0	-4	-2.0	2	0	-4	0	0	0	-4	-2.0
TEAM	8	-35	0	0	0	0	-35	-4.4								
Total	12	2208	2731	441	814	255	6449	537.4								
Opponents	12	1501	2770	128	775	178	5352	446.0								
Field Goals																
	att	good	long	blkd	att	good	long	blkd								
PAUL, Zach	15	10	48	1	16	10	48	1								
OLEN, Zach	1	0	0	0	48	32	53	4								
Total	16	10	48	1												
Opponents	20	7	40	2												

NORTH TEXAS FOOTBALL

2013 NORTH TEXAS INDIVIDUAL SEASON AND CAREER HIGHS

SEASON

CAREER

Punting	no.	yds	avg	lg	blk	no.	yds	avg	lg	blk
MACEK, Blake	60	2448	40.8	61	0	60	2448	40.8	61	0
PAUL, Zach	3	60	20.0	30	0	3	60	20.0	30	0
Total	63	2508	39.8	61	0					
Opponents	75	2993	39.9	66	4					

Kickoffs	no.	yds	avg	tb	ob	no.	yds	avg	tb	ob
OLEN, Zach	73	4586	62.8	36	0	221	13705	62.0	73	2
Total	73	4586	62.8	36	0					
Opponents	45	2748	61.1	10	1					

##	Defensive Leaders	gp	ua	a	total	tfl	sack	int	pbu	fr	ff	blk	gp	ua	a	total	tfl	sack	int	pbu	fr	ff	blk
35	ORR, Zachary	12	53	61	114	11.0	1.5	.	4	4	3	1	45	177	179	356	22.5	3.5	3	11	9	4	1
7G	AKUNNE, Derek	12	42	44	86	4.5	.	.	3	.	1	.	34	103	93	196	14.5	2.0	2	8	.	2	.
8	TRICE, Marcus	12	45	38	83	4.5	1.0	5	8	1	2	3	24	85	61	146	11.0	1.0	7	9	3	4	3
31	BUYERS, Kenny	12	50	21	71	4.5	2.0	2	5	2	.	.	23	60	26	86	4.5	2.0	2	6	2	.	.
11	WRIGHT, Will	12	38	33	71	6.5	1.0	2	5	.	.	.	43	68	59	127	9.5	1.0	3	7	.	.	1
27	LEE, Lairamie	12	44	26	70	4.0	1.0	3	1	2	2	.	35	91	61	152	5.0	1.0	4	4	2	2	1
13	JONES, James	12	41	18	59	1.5	1.0	1	5	2	2	.	12	41	18	59	1.5	1.0	1	5	2	2	.
93	MCCOY, Brandon	11	13	18	31	6.0	5.0	.	2	.	.	.	43	64	64	128	20.5	13.5	.	4	.	.	1
44	BELLAZIN, Aaron	12	21	10	31	11.0	7.5	.	1	.	2	.	33	45	28	73	22.5	13.5	.	2	.	5	.
42	POLK, Chad	10	9	10	19	3.5	3.0	.	1	.	1	.	17	13	15	28	4.5	3.0	.	1	.	1	.
97	ABBE, Richard	12	14	5	19	4.0	3.0	.	3	.	.	.	40	27	13	40	8.0	4.5	1	5	1	.	.
23	WHITFIELD, Zac	12	15	4	19	0.0	.	.	3	2	.	.	24	52	27	79	0.0	.	6	14	.	1	.
90	BOUTWELL, Ryan	12	6	13	19	1.5	1.0	44	26	31	57	5.5	2.5	.	.	1	.	.
1	EVANS, Zed	8	11	7	18	0.0	8	11	7	18	0.0
14	MARSHALL, Jamal	11	9	8	17	0.5	20	9	10	19	0.5
95	LINCOLN, A.	10	4	10	14	2.5	2.0	.	1	.	.	.	30	8	23	31	5.0	3.5	.	1	1	.	.
49	MASON, Daryl	10	7	5	12	1.0	1.0	.	1	1	1	.	25	11	8	19	1.0	1.0	.	1	1	1	.
6	JACKSON, H.	11	9	2	11	0.0	43	79	37	116	3.5	1.0	.	7	.	.	.
32	SCOTT, Fred	6	5	6	11	1.0	.	.	.	1	.	.	6	5	6	11	1.0	.	.	.	1	.	.
52	ELLIS, Sed	9	3	3	6	0.0	1	.	9	3	3	6	0.0	1	.
91	ORR, Austin	9	3	2	5	1.0	1.0	.	1	.	.	1	12	3	2	5	1.0	1.0	.	1	.	.	1
30	ROBERTS, J.	10	3	1	4	2.5	2.0	10	3	1	4	2.5	2.0
7	THOMPSON, Derek	12	3	1	4	0.0	39	7	4	11	0.0
46	JOHNSON, B.	8	2	2	4	0.0	8	2	2	4	0.0
70	WALLACE, S.	3	1	2	3	0.0	.	.	.	1	.	.	3	1	2	3	0.0	.	.	.	1	.	.
1F	DAVIS, Chad	9	2	1	3	0.0	9	2	1	3	0.0
3	CHANCELLOR, B.	12	2	.	2	0.0	42	2	5	7	0.0
17	PLEASANT, L.	11	2	.	2	0.0	1	.	29	8	2	10	0.0	2	.
39	WADE, Sheldon	10	.	2	2	0.0	.	1	1	.	.	.	10	.	2	2	0.0	.	1	1	.	.	.
84	BROWN, Quenton	2	.	2	2	0.0	2	.	2	2	0.0
89	PRIOR, Daniel	7	2	.	2	0.0	40	10	5	15	0.0	.	.	.	1	1	.
9	HARRIS, Carlos	12	.	1	1	0.0	24	1	1	2	0.0
18	SMITH, Marcus	11	1	.	1	0.0	14	1	.	1	0.0
2B	JOHNSON, D.Q.	4	1	.	1	0.0	6	1	.	1	0.0
16	BERGLUND, Brock	1	.	1	1	0.0	1	.	1	1	0.0
5E	BUSBY, David	2	1	.	1	0.0	9	5	7	12	0.0	.	.	1	.	.	.
58	JOHNSON, Tony	8	.	1	1	0.0	8	.	1	1	0.0
50	KIRBY, Kaydon	12	.	1	1	0.0	12	.	1	1	0.0
92	SMITH, LaJaylin	2	1	.	1	0.0	9	3	1	4	0.0
24	BYRD, Brandin	12	1	.	1	0.0	47	2	4	6	0.0
71	JOHNSON, A.	11	.	1	1	0.0	35	.	1	1	0.0
26	PAUL, Zach	12	1	.	1	0.0	13	1	.	1	0.0
TM	TEAM	8	.	.	.	0.0	.	.	.	1	.	.											
15	MARSHALL, Mike	7	.	.	.	0.0	1	.	26	7	2	9	0.5	1
20	ROLLINS, Rex	7	.	.	.	0.0	1	.	7	.	.	.	0.0	1
Total		12	465	360	825	71	34	17	44	15	16	7											
Opponents		12	481	459	940	65	10	14	34	8	7	2											

NORTH TEXAS FOOTBALL

2013 SUPERLATIVES

NORTH TEXAS INDIVIDUAL GAME HIGHS

Rushes	26	BYRD, Brandin at Tulsa (Nov 30, 2013)
Yards Rushing	251	BYRD, Brandin at Tulsa (Nov 30, 2013)
TD Rushes	3	BYRD, Brandin at Tulsa (Nov 30, 2013)
Long Rush	91	BYRD, Brandin at Tulsa (Nov 30, 2013)
Pass attempts	47	THOMPSON, Derek vs Ball State (Sep 14, 2013)
Pass completions	31	THOMPSON, Derek vs Ball State (Sep 14, 2013)
Yards Passing	349	THOMPSON, Derek vs Idaho (Aug 31, 2013)
TD Passes	2	THOMPSON, Derek vs Idaho (Aug 31, 2013)
	2	THOMPSON, Derek at OHIO (Sep 07, 2013)
	2	THOMPSON, Derek at Tulane (Oct 05, 2013)
	2	THOMPSON, Derek at Southern Miss (Oct 26, 2013)
Long Pass	85	THOMPSON, Derek vs Idaho (Aug 31, 2013)
Receptions	13	SMITH, Darnell vs UTSA (Nov 23, 2013)
Yards Receiving	135	CHANCELLOR, B. vs Idaho (Aug 31, 2013)
TD Receptions	1	TERRRELL, Darius vs Idaho (Aug 31, 2013)
	1	CHANCELLOR, B. vs Idaho (Aug 31, 2013)
	1	SMITH, Darnell at OHIO (Sep 07, 2013)
	1	HARRIS, Carlos at OHIO (Sep 07, 2013)
	1	CHANCELLOR, B. vs Ball State (Sep 14, 2013)
	1	SMITH, Darnell at Georgia (Sep 21, 2013)
	1	SMITH, Darnell at Tulane (Oct 05, 2013)
	1	BYRD, Brandin at Tulane (Oct 05, 2013)
	1	CHANCELLOR, B. at Louisiana Tech (Oct 19, 2013)
	1	CHANCELLOR, B. at Southern Miss (Oct 26, 2013)
	1	JIMMERSON, A. at Southern Miss (Oct 26, 2013)
	1	JIMMERSON, A. vs RICE (Oct 31, 2013)
	1	HARRIS, Carlos vs UTEP (Nov 09, 2013)
	1	MILLER, Drew vs UTSA (Nov 23, 2013)
Long Reception	85	CHANCELLOR, B. vs Idaho (Aug 31, 2013)
Field Goals	4	PAUL, Zach vs Ball State (Sep 14, 2013)
Long Field Goal	48	PAUL, Zach vs Ball State (Sep 14, 2013)
Punts	9	MACEK, Blake at Georgia (Sep 21, 2013)
Punting Avg	46.5	MACEK, Blake vs UTEP (Nov 09, 2013)
Long Punt	61	MACEK, Blake at Georgia (Sep 21, 2013)
Punts inside 20	4	MACEK, Blake vs RICE (Oct 31, 2013)
	4	MACEK, Blake vs UTSA (Nov 23, 2013)
Long Punt Return	65	CHANCELLOR, B. vs RICE (Oct 31, 2013)
Long Kickoff Return	99	CHANCELLOR, B. at Georgia (Sep 21, 2013)
Tackles	17	ORR, Zachary at Louisiana Tech (Oct 19, 2013)
Sacks	2.5	BELLAZIN, Aaron vs UTEP (Nov 09, 2013)
Tackles For Loss	2.5	ORR, Zachary at Louisiana Tech (Oct 19, 2013)
	2.5	BELLAZIN, Aaron vs UTEP (Nov 09, 2013)
Interceptions	2	WHITFIELD, Zac at Louisiana Tech (Oct 19, 2013)
	2	TRICE, Marcus vs RICE (Oct 31, 2013)

NORTH TEXAS TEAM GAME HIGHS

Rushes	62	at Southern Miss (Oct 26, 2013)
Yards Rushing	377	at Tulsa (Nov 30, 2013)
Yards Per Rush	7.5	at Tulsa (Nov 30, 2013)
TD Rushes	6	at Southern Miss (Oct 26, 2013)
Pass attempts	47	vs Ball State (Sep 14, 2013)
Pass completions	31	vs Ball State (Sep 14, 2013)
Yards Passing	404	vs Idaho (Aug 31, 2013)
Yards Per Pass	11.9	vs Idaho (Aug 31, 2013)
TD Passes	2	vs Idaho (Aug 31, 2013)
	2	at OHIO (Sep 07, 2013)
	2	at Tulane (Oct 05, 2013)
	2	at Southern Miss (Oct 26, 2013)
Total Plays	92	vs Ball State (Sep 14, 2013)
Total Offense	591	vs Idaho (Aug 31, 2013)
Yards Per Play	7.5	vs Idaho (Aug 31, 2013)
Points	55	at Southern Miss (Oct 26, 2013)
Sacks By	8	vs UTEP (Nov 09, 2013)
First Downs	31	vs Ball State (Sep 14, 2013)
Penalties	11	at Tulane (Oct 05, 2013)
Penalty Yards	105	at Tulane (Oct 05, 2013)
Turnovers	4	at OHIO (Sep 07, 2013)
	4	at Southern Miss (Oct 26, 2013)
Interceptions By	3	at Southern Miss (Oct 26, 2013)
Punts	10	at Georgia (Sep 21, 2013)
Punting Avg	43.7	vs Middle Tennessee (Oct 12, 2013)
Long Punt	61	at Georgia (Sep 21, 2013)
Punts inside 20	4	vs RICE (Oct 31, 2013)
	4	vs UTSA (Nov 23, 2013)
Long Punt Return	65	vs RICE (Oct 31, 2013)

OPPONENT INDIVIDUAL GAME HIGHS

Rushes	21	Todd Gurley, at Georgia (Sep 21, 2013)
Yards Rushing	141	BANKS, Horacio, vs Ball State (Sep 14, 2013)
TD Rushes	2	Soza, vs UTSA (Nov 23, 2013)
Long Rush	77	BANKS, Horacio, vs Ball State (Sep 14, 2013)
Pass attempts	54	HIGGINS, Ryan, at Louisiana Tech (Oct 19, 2013)
Pass completions	36	HIGGINS, Ryan, at Louisiana Tech (Oct 19, 2013)
Yards Passing	408	Aaron Murray, at Georgia (Sep 21, 2013)
TD Passes	3	Aaron Murray, at Georgia (Sep 21, 2013)
Long Pass	98	Aaron Murray, at Georgia (Sep 21, 2013)
Receptions	10	GUILLOT, Andrew, at Louisiana Tech (Oct 19, 2013)
Yards Receiving	134	Reggie Davis, at Georgia (Sep 21, 2013)
TD Receptions	2	SNEAD, Willie, vs Ball State (Sep 14, 2013)
Long Reception	98	Reggie Davis, at Georgia (Sep 21, 2013)
Field Goals	2	GREEN, Matt, at OHIO (Sep 07, 2013)
	2	FISCHER, Kyle, at Louisiana Tech (Oct 19, 2013)
Long Field Goal	40	FISCHER, Kyle, at Louisiana Tech (Oct 19, 2013)
Punts	11	PARKS, D., at Tulsa (Nov 30, 2013)
Punting Avg	49.8	Collin Barber, at Georgia (Sep 21, 2013)
Long Punt	66	FARRIMOND, Jame, vs RICE (Oct 31, 2013)
Punts inside 20	3	Collin Barber, at Georgia (Sep 21, 2013)
	3	DAVIS, Josh, vs Middle Tennessee (Oct 12, 2013)
	3	RUGGLES, Mike, vs UTEP (Nov 09, 2013)
Long Punt Return	17	CARRIE, Travis, at OHIO (Sep 07, 2013)
Long Kickoff Return	43	R Montgomery, vs Idaho (Aug 31, 2013)
Tackles	17	BYARD, Kevin, vs Middle Tennessee (Oct 12, 2013)
Sacks	2.0	Leonard Floyd, at Georgia (Sep 21, 2013)
Tackles For Loss	2.0	Jordan Grabski, vs Idaho (Aug 31, 2013)
	2.0	Q Buckley, vs Idaho (Aug 31, 2013)
	2.0	GARRETT, J., vs Ball State (Sep 14, 2013)
	2.0	Ramik Wilson, at Georgia (Sep 21, 2013)
	2.0	Jordan Jenkins, at Georgia (Sep 21, 2013)
	2.0	Leonard Floyd, at Georgia (Sep 21, 2013)
	2.0	BARBER, T.T., vs Middle Tennessee (Oct 12, 2013)
	2.0	WILLIAMS, Adam, at Southern Miss (Oct 26, 2013)
Interceptions	2	DOSS, Lorenzo, at Tulane (Oct 05, 2013)

OPPONENT TEAM GAME HIGHS

Rushes	43	at Georgia (Sep 21, 2013)
Yards Rushing	203	at OHIO (Sep 07, 2013)
Yards Per Rush	8.1	vs Ball State (Sep 14, 2013)
TD Rushes	3	at Georgia (Sep 21, 2013)
	3	vs UTSA (Nov 23, 2013)
Pass attempts	55	at Louisiana Tech (Oct 19, 2013)
Pass completions	37	at Louisiana Tech (Oct 19, 2013)
Yards Passing	450	at Georgia (Sep 21, 2013)
Yards Per Pass	14.5	at Georgia (Sep 21, 2013)
TD Passes	3	at Georgia (Sep 21, 2013)
Total Plays	80	vs UTSA (Nov 23, 2013)
Total Offense	641	at Georgia (Sep 21, 2013)
Yards Per Play	8.7	at Georgia (Sep 21, 2013)
Points	45	at Georgia (Sep 21, 2013)
Sacks By	2	at OHIO (Sep 07, 2013)
	2	at Georgia (Sep 21, 2013)
	2	vs Middle Tennessee (Oct 12, 2013)
	2	vs UTEP (Nov 09, 2013)
First Downs	26	at Georgia (Sep 21, 2013)
	26	vs UTSA (Nov 23, 2013)
Penalties	11	vs Idaho (Aug 31, 2013)
Penalty Yards	98	at OHIO (Sep 07, 2013)
Turnovers	5	vs Ball State (Sep 14, 2013)
	5	at Southern Miss (Oct 26, 2013)
Interceptions By	2	at OHIO (Sep 07, 2013)
	2	at Tulane (Oct 05, 2013)
	2	vs Middle Tennessee (Oct 12, 2013)
	2	at Southern Miss (Oct 26, 2013)
Punts	12	at Tulsa (Nov 30, 2013)
Punting Avg	48.8	vs RICE (Oct 31, 2013)
Long Punt	66	vs RICE (Oct 31, 2013)
Punts inside 20	3	at Georgia (Sep 21, 2013)
	3	vs Middle Tennessee (Oct 12, 2013)
	3	vs UTEP (Nov 09, 2013)
Long Punt Return	17	at OHIO (Sep 07, 2013)

NORTH TEXAS FOOTBALL

2013 NORTH TEXAS RED-ZONE RESULTS

North Texas Inside Opponent Red-Zone

Date	Opponent	Score	Times In RZ	Times Scored	Total Pts	Rush TDs	Pass TDs	FGs Made	Failed to score inside RZ					
									FGA	Down	Int	Fumb	Half	
Aug 31, 2013	IDAHO	W 40-6	5	3	20	3	3	0	0	1	1	0	0	0
Sep 07, 2013	at OHIO	L 21-27	2	2	14	2	1	1	0	0	0	0	0	0
Sep 14, 2013	BALL STATE	W 34-27	2	2	6	0	0	0	2	0	0	0	0	0
Sep 21, 2013	at Georgia	L 21-45	1	1	7	1	0	1	0	0	0	0	0	0
Oct 05, 2013	at Tulane	L 21-24	2	2	14	2	1	1	0	0	0	0	0	0
Oct 12, 2013	MIDDLE TENNESSEE	W 34-7	5	5	27	3	3	0	2	0	0	0	0	0
Oct 19, 2013	at Louisiana Tech	W 28-13	2	2	14	2	2	0	0	0	0	0	0	0
Oct 26, 2013	at Southern Miss	W 55-14	8	7	48	7	6	1	0	0	0	0	1	0
Oct 31, 2013	RICE	W 28-16	0	0	0	0	0	0	0	0	0	0	0	0
Nov 09, 2013	UTEP	W 41-7	4	4	20	2	2	0	2	0	0	0	0	0
Nov 23, 2013	UTSA	L 13-21	3	2	10	1	0	1	1	0	0	1	0	0
Nov 30, 2013	at Tulsa	W 42-10	5	3	21	3	3	0	0	1	0	0	1	0
Totals			39	33	201	26	21	5	7	1	1	2	2	0
33 of 39 (84.6%)														

Opponents Inside North Texas Red-Zone

Date	Opponent	Score	Times In RZ	Times Scored	Total Pts	Rush TDs	Pass TDs	FGs Made	Failed to score inside RZ					
									FGA	Down	Int	Fumb	Half	
Aug 31, 2013	IDAHO	W 40-6	3	1	6	1	0	1	0	1	1	0	0	0
Sep 07, 2013	at OHIO	L 21-27	4	2	10	1	0	1	1	1	1	0	0	0
Sep 14, 2013	BALL STATE	W 34-27	1	1	6	1	0	1	0	0	0	0	0	0
Sep 21, 2013	at Georgia	L 21-45	7	6	38	5	3	2	1	0	0	1	0	0
Oct 05, 2013	at Tulane	L 21-24	3	2	10	1	0	1	1	0	0	0	1	0
Oct 12, 2013	MIDDLE TENNESSEE	W 34-7	2	1	7	1	1	0	0	1	0	0	0	0
Oct 19, 2013	at Louisiana Tech	W 28-13	4	2	10	1	1	0	1	1	0	1	0	0
Oct 26, 2013	at Southern Miss	W 55-14	3	1	7	1	1	0	0	1	0	0	1	0
Oct 31, 2013	RICE	W 28-16	1	0	0	0	0	0	0	0	1	0	0	0
Nov 09, 2013	UTEP	W 41-7	1	1	7	1	0	1	0	0	0	0	0	0
Nov 23, 2013	UTSA	L 13-21	2	2	14	2	2	0	0	0	0	0	0	0
Nov 30, 2013	at Tulsa	W 42-10	2	1	3	0	0	0	1	0	0	1	0	0
Totals			33	20	118	15	8	7	5	5	3	3	2	0
20 of 33 (60.6%)														

NORTH TEXAS FOOTBALL

NORTH TEXAS BOWL GAME RECORDS

Rushing Attempts (since 1959)			Total Offense		(since 1959)
29	Thomas, Jamario	2004 Wyndham New Orleans Bowl	186	Hall, Scott	2001 New Orleans Bowl
28	Galbreath, Kevin	2002 New Orleans Bowl	154	Hall, Scott	2003 New Orleans Bowl
23	Cobbs, Patrick	2003 New Orleans Bowl	134	Smith, Andrew	2002 New Orleans Bowl
22	Galbreath, Kevin	2001 New Orleans Bowl	130	Cole, Vernon	1959 Sun Bowl
13	Haynes, Abner	1959 Sun Bowl	130	Galbreath, Kevin	2002 New Orleans Bowl
			118	Hall, Scott	2004 Wyndham New Orleans
Rushing Yards (since 1959)			All-Purpose Yards		(min. 100/since 1959)
130	Galbreath, Kevin	2002 New Orleans Bowl	174	Haynes, Abner	1959 Sun Bowl
110	Cobbs, Patrick	2003 New Orleans Bowl	142	Branch, Ja'Mel	2002 New Orleans Bowl
106	Galbreath, Kevin	2001 New Orleans Bowl	130	Galbreath, Kevin	2002 New Orleans Bowl
92	Thomas, Jamario	2004 Wyndham New Orleans	129	Branch, Ja'Mel	2001 New Orleans Bowl
73	Haynes, Abner	1959 Sun Bowl	110	Cobbs, Patrick	2003 New Orleans Bowl
50	Cobbs, Patrick	2001 New Orleans Bowl	106	Galbreath, Kevin	2001 New Orleans Bowl
			102	Quinn, Johnny	2004 Wyndham New Orleans
Rush TDs			Receptions		
2	Cobbs, Patrick	2003 New Orleans Bowl	8	Quinn, Johnny	2004 Wyndham New Orleans
1	Galbreath, Kevin	2002 New Orleans Bowl	5	Howard, Kevin	2002 New Orleans Bowl
1	Cobbs, Patrick	2002 New Orleans Bowl	4	Quinn, Johnny	2003 New Orleans Bowl
1	Cromer, Bill	1948 Salad Bowl	4	Marshall, George	2001 New Orleans Bowl
Pass Attempts			Receiving Yards		
30	Hall, Scott	2001 New Orleans Bowl	92	Quinn, Johnny	2004 Wyndham New Orleans
30	Hall, Scott	2004 Wyndham New Orleans	78	Howard, Kevin	2002 New Orleans Bowl
22	Smith, Andrew	2002 New Orleans Bowl	58	Branch, Ja'Mel	2001 New Orleans Bowl
21	Hall, Scott	2003 New Orleans Bowl	56	Quinn, Johnny	2003 New Orleans Bowl
17	Cole, Vernon	1959 Sun Bowl	53	Marshall, George	2001 New Orleans Bowl
Pass Completions			Receiving TDs		
15	Hall, Scott	2004 Wyndham New Orleans	1	Quinn, Johnny	2004 Wyndham New Orleans
13	Hall, Scott	2001 New Orleans Bowl	1	Branch, Ja'Mel	2001 New Orleans Bowl
10	Cole, Vernon	1959 Sun Bowl	1	Blount, Andy	2001 New Orleans Bowl
9	Hall, Scott	2003 New Orleans Bowl	1	Dean, Dustin	2001 New Orleans Bowl
9	Smith, Andrew	2002 New Orleans Bowl	1	Renzi, Louis	1946 Optimist Bowl
Pass Yards			Punts		
185	Hall, Scott	2001 New Orleans Bowl	8	Kadlubar, Brad	2004 Wyndham New Orleans
152	Hall, Scott	2003 New Orleans Bowl	8	Kadlubar, Brad	2003 New Orleans Bowl
134	Hall, Scott	2004 Wyndham New Orleans	7	Kadlubar, Brad	2002 New Orleans Bowl
126	Smith, Andrew	2002 New Orleans Bowl	4	Ball, Jason	2001 New Orleans Bowl
113	Cole, Vernon	1959 Sun Bowl	2	Rose, Morris	1959 Sun Bowl
Pass TDs			Punt Yards (since 1959)		
2	Hall, Scott	2001 New Orleans Bowl	344	Kadlubar, Brad	2004 Wyndham New Orleans
1	Hall, Scott	2004 Wyndham New Orleans	322	Kadlubar, Brad	2002 New Orleans Bowl
1	Bridges, Richard	2001 New Orleans Bowl	298	Kadlubar, Brad	2003 New Orleans Bowl
1	Dinkle, Billy	1946 Optimist Bowl	136	Ball, Jason	2001 New Orleans Bowl
Interceptions Thrown			87	Rose, Morris	1959 Sun Bowl
2	Duty, Robert	1959 Sun Bowl	Kickoff Return Yd (Min. 40)		
2	Hall, Scott	2004 Wyndham New Orleans	104	Branch, Ja'Mel	2002 New Orleans Bowl
1	Hall, Scott	2001 New Orleans Bowl	71	Branch, Ja'Mel	2001 New Orleans Bowl
1	Smith, Andrew	2002 New Orleans Bowl	50	Cobbs, Patrick	2002 New Orleans Bowl
Times Sacked (Since 2001)			40	Haynes, Abner	1959 Sun Bowl
5	Hall, Scott	2004 Wyndham New Orleans			
3	Hall, Scott	2003 New Orleans Bowl			
2	Hall, Scott	2001 New Orleans Bowl			
2	Bridges, Richard	2001 New Orleans Bowl			
1	Smith, Andrew	2002 New Orleans Bowl			

NORTH TEXAS FOOTBALL

NORTH TEXAS BOWL GAME RECORDS

Punt Return Yards (Min. 20)			Extra Points Made		
73	Christle, Billy	1959 Sun Bowl	3	Bazaldua, Nick	2002 New Orleans Bowl
Punt Return TD			2	Ball, Jason	2001 New Orleans Bowl
1	Christle, Billy	1959 Sun Bowl	2	Dinkle, Billy	1946 Optimist Bowl
Tackles (Since 2001)			1	Bazaldua, Nick	2003 New Orleans Bowl
11	Spencer, Cody	2003 New Orleans Bowl	1	Bazaldua, Nick	2004 Wyndham New Orleans
11	Jones, Craig	2002 New Orleans Bowl	Field Goals Made		
10	Casey, Taylor	2003 New Orleans Bowl	1	Bazaldua, Nick	2003 New Orleans Bowl
10	Holman, Maurice	2004 Wyndham New Orleans	1	Bazaldua, Nick	2002 New Orleans Bowl
9	Hurd, Chris	2003 New Orleans Bowl	Field Goal Yards		
9	Knowlton, Markeith	2004 Wyndham New Orleans	47	Bazaldua, Nick	2003 New Orleans Bowl
9	Spencer, Cody	2001 New Orleans Bowl	30	Bazaldua, Nick	2002 New Orleans Bowl
Tackles-for-loss (Since 2001)			24	Bazaldua, Nick	2004 Wyndham New Orleans
3	Kennedy, Brandon	2003 New Orleans Bowl	Attendance		
3	Cardwell, Evan	2003 New Orleans Bowl	27,253		2004 Wyndham New Orleans
3	Pruitt, Michael	2003 New Orleans Bowl	27,004		2001 New Orleans Bowl
2	Kassell, Brad	2001 New Orleans Bowl	25,184		2003 New Orleans Bowl
Sacks (Since 2001)			19,024		2002 New Orleans Bowl
1	Cardwell, Evan	2004 Wyndham New Orleans	12,000		1948 Salad Bowl
1	Pruitt, Michael	2003 New Orleans Bowl	5,000		1946 Optimist Bowl
1	Kennedy, Brandon	2002 New Orleans Bowl	Time of Game		
1	Davis, Trey	2001 New Orleans Bowl	3:05		2004 Wyndham New Orleans
Interceptions			3:18		2003 New Orleans Bowl
1	Harrison, Allan	2004 Wyndham New Orleans	3:21		2001 New Orleans Bowl
1	Hurd, Chris	2002 New Orleans Bowl	3:28		2002 New Orleans Bowl
1	Spencer, Cody	2002 New Orleans Bowl	Temperature		
1	McGee, Don	2002 New Orleans Bowl	Indoors		2001 New Orleans Bowl
1	Knowlton, Markeith	2002 New Orleans Bowl	Indoors		2002 New Orleans Bowl
1	Pearl, Jeremy	2002 New Orleans Bowl	Indoors		2003 New Orleans Bowl
1	Buckles, Jonas	2001 New Orleans Bowl	Indoors		2004 Wyndham New Orleans
1	McGee, Don	2001 New Orleans Bowl	Interception Yds		
1	Cromer, Bill	1948 Salad Bowl	58	McNeil, Ned	1946 Optimist Bowl
1	McNeil, Ned	1946 Optimist Bowl	20	Pearl, Jeremy	2002 New Orleans Bowl
Interception TDs			17	McGee, Don	2002 New Orleans Bowl
1	Pearl, Jeremy	2002 New Orleans Bowl	16	Buckles, Jonas	2001 New Orleans Bowl
1	McNeil, Ned	1946 Optimist Bowl	16	McGee, Don	2001 New Orleans Bowl
Forced Fumbles (Since 2001)			Interception TDs		
1	Kennedy, Brandon	2001 New Orleans Bowl	1	Pearl, Jeremy	2002 New Orleans Bowl
1	Awasom, Adrian	2004 Wyndham New Orleans	1	McNeil, Ned	1946 Optimist Bowl
1	Mackey, Dominique	2004 Wyndham New Orleans	Forced Fumbles (Since 2001)		
Fumbles Recovered (Since 2001)			1	Kennedy, Brandon	2001 New Orleans Bowl
1	Spencer, Cody	2001 New Orleans Bowl	1	Awasom, Adrian	2004 Wyndham New Orleans
1	Blount, Andy	2004 Wyndham New Orleans	1	Mackey, Dominique	2004 Wyndham New Orleans
1	Muzzy, Zach	2004 Wyndham New Orleans	Fumbles Recovered (Since 2001)		

NORTH TEXAS FOOTBALL

NORTH TEXAS BOWL GAME RECORDS

First Downs		Fumbles		Rush Yards Allowed	
20	1959 Sun Bowl	8	1959 Sun Bowl	85	2002 New Orleans Bowl
19	2001 New Orleans Bowl	4	1948 Salad Bowl	88	2004 Wyndham New Orleans
17	2003 New Orleans Bowl	3	2002 New Orleans Bowl	102	1948 Salad Bowl
15	1948 Salad Bowl	2	2003 New Orleans Bowl	156	2003 New Orleans Bowl
15	2002 New Orleans Bowl	1	2004 Wyndham New Orleans	206	1959 Sun Bowl
11	2004 Wyndham New Orleans	1	2001 New Orleans Bowl	230	1946 Optimist Bowl
5	1946 Optimist Bowl			263	2001 New Orleans Bowl
Rushes		Fumbles Lost		Pass Yards Allowed	
58	1959 Sun Bowl	6	1959 Sun Bowl	44	1946 Optimist Bowl
43	2002 New Orleans Bowl	2	1948 Salad Bowl	129	2001 New Orleans Bowl
41	2001 New Orleans Bowl	1	2002 New Orleans Bowl	136	1959 Sun Bowl
39	2003 New Orleans Bowl	1	2003 New Orleans Bowl	224	2002 New Orleans Bowl
33	2004 Wyndham New Orleans	1	2001 New Orleans Bowl	247	1948 Salad Bowl
		1	2004 Wyndham New Orleans	247	2003 New Orleans Bowl
				254	2004 Wyndham New Orleans
Rushing Yards		Turnovers		Total Offense Allowed	
192	2002 New Orleans Bowl	8	1959 Sun Bowl	274	1946 Optimist Bowl
191	1948 Salad Bowl	3	1948 Salad Bowl	309	2002 New Orleans Bowl
152	1959 Sun Bowl	3	2003 New Orleans Bowl	342	1959 Sun Bowl
133	2001 New Orleans Bowl	2	2002 New Orleans Bowl	342	2004 Wyndham New Orleans
123	2003 New Orleans Bowl	2	2001 New Orleans Bowl	349	1948 Salad Bowl
122	2004 Wyndham New Orleans	1	2004 Wyndham New Orleans	392	2001 New Orleans Bowl
56	1946 Optimist Bowl			403	2003 New Orleans Bowl
Pass Attempts		Punts		Interceptions	
34	2001 New Orleans Bowl	9	1946 Optimist Bowl	5	2002 New Orleans Bowl
31	1959 Sun Bowl	8	2003 New Orleans Bowl	2	2001 New Orleans Bowl
30	2003 New Orleans Bowl	8	2004 Wyndham New Orleans	1	1948 Salad Bowl
22	2002 New Orleans Bowl	7	2002 New Orleans Bowl	1	2003 New Orleans Bowl
21	2004 Wyndham New Orleans	5	2001 New Orleans Bowl		
10	1946 Optimist Bowl	4	1959 Sun Bowl		
8	1948 Salad Bowl	4	1948 Salad Bowl		
Pass Completions		Punting Yards		Fumbles Forced	
15	2001 New Orleans Bowl	429	1946 Optimist Bowl	4	1959 Sun Bowl
15	1959 Sun Bowl	344	2003 New Orleans Bowl	3	1948 Salad Bowl
15	2003 New Orleans Bowl	322	2002 New Orleans Bowl	3	2003 New Orleans Bowl
9	2002 New Orleans Bowl	298	2004 Wyndham New Orleans	1	2001 New Orleans Bowl
9	2004 Wyndham New Orleans	181	1948 Salad Bowl		
3	1946 Optimist Bowl	154	1959 Sun Bowl		
1	1948 Salad Bowl	136	2001 New Orleans Bowl		
Passing Yards		Penalties		Fumbles Recovered	
196	2001 New Orleans Bowl	10	2002 New Orleans Bowl	2	1959 Sun Bowl
182	1959 Sun Bowl	10	2001 New Orleans Bowl	1	1948 Salad Bowl
152	2004 Wyndham New Orleans	6	2004 Wyndham New Orleans	2	2003 New Orleans Bowl
134	2003 New Orleans Bowl	5	1959 Sun Bowl	1	2001 New Orleans Bowl
126	2002 New Orleans Bowl	4	1946 Optimist Bowl		
46	1948 Salad Bowl	1	2003 New Orleans Bowl		
38	1946 Optimist Bowl				
Had Intercepted		Penalty Yards		Turnovers Forced	
2	2003 New Orleans Bowl	92	2002 New Orleans Bowl	5	2002 New Orleans Bowl
2	1959 Sun Bowl	78	2001 New Orleans Bowl	3	2003 New Orleans Bowl
1	2002 New Orleans Bowl	61	2004 Wyndham New Orleans	3	2001 New Orleans Bowl
1	2001 New Orleans Bowl	60	1946 Optimist Bowl	2	1959 Sun Bowl
1	1948 Salad Bowl	35	1959 Sun Bowl	2	1948 Salad Bowl
1	1946 Optimist Bowl	20	1948 Salad Bowl		
0	2004 Wyndham New Orleans	0	2003 New Orleans Bowl		

NORTH TEXAS FOOTBALL

NORTH TEXAS BOWL GAME RECORDS

North Texas Bowl	1946 Optimist	1948 Salad	1959 Sun	2001 New Orleans	2002 New Orleans	2003 New Orleans	2004 New Orleans
First Downs	5	15	20	19	15	17	11
Rushes			58	41	43	39	33
Yards	56	191	152	133	192	123	122
Pass Attempts	10	8	31	34	22	30	21
Pass Completions	3	1	15	15	9	15	9
Yards	38	46	182	196	126	134	152
Had Intercepted	1	1	2	1	1	2	0
Fumbles		4	8	1	3	2	1
Lost		2	6	1	1	1	1
Turnovers		3	8	2	2	3	1
Punts	9	4	4	5	7	8	8
Yards	429	181	154	136	322	344	298
Penalties	4		5	10	10	1	6
Yards	60	20	35	78	92	0	61
Opponent Bowl	1946 Optimist	1948 Salad	1959 Sun	2001 New Orleans	2002 New Orleans	2003 New Orleans	2004 New Orleans
First Downs	11	13	18	20	15	17	15
Rushes			43	45	29	32	45
Yards	230	102	206	263	85	156	88
Pass Attempts	14	16	16	17	34	30	24
Pass Completions	3	11	8	8	19	16	17
Yards	44	247	136	129	224	247	254
Had Intercepted	0	1	0	2	5	1	0
Fumbles		3	4	1	0	3	0
Lost		1	2	1	0	2	0
Turnovers		2	2	3	5	3	0
Punts	6	5	7	3	4	3	6
Yards	242	210	276	97	171	138	232
Penalties	11		8	6	10	9	9
Yards	115	50	69	41	78	60	57

The Last Time...

North Texas returned a punt for a touchdown Christle, Billy 73 yd return	1959 Sun Bowl
North Texas returned an interception for a touchdown Pearl, Jeremy 20 yd return	2002 New Orleans Bowl
North Texas scored in the last minute to tie/take lead Reinzi, Louis 9 yd pass from Dinkle, Billy (Dinkle, Billy kick)	1946 Optimist Bowl
North Texas blocked an extra point Cate, A.D.	1946 Optimist Bowl
North Texas converted a 2-point conversion	1959 Sun Bowl
North Texas failed a 2-point conversion Stack, Spencer pass intercepted	2001 New Orleans Bowl

NORTH TEXAS FOOTBALL

2013 MEAN GREEN BIOS



Brandin Byrd • Running Back • Senior • 5-10 • 223 • Copperas Cove, TX

2013 Highlights

Named to the Conference USA Honorable Mention team
 Rushed for over 1,000 yards for the first time in his career with 1,023 yards
 Ran for a career-high 251 yards and three touchdowns against Tulsa and was named the C-USA Offensive Player of the Week
 The 251 rushing yard performance is the sixth most in school history
 Ranks eighth in school history with 2,150 rushing yards for his career
 Had his second 200-yard rushing game against UTEP with 202 yards
 Against Tulsa, Byrd had the fourth-longest run in school history with a 91-yard TD run
 Had an 82-yard TD run against UTEP
 He has notched 11 rushing touchdowns this season
 Byrd is the only player in school history with three runs for over 80-yards
 Rushed for 139 yards and one touchdown in the win over MTSU
 Is one of only four players in C-USA to rush for 1,000 yards
 Ran for over 50 yards in nine of the 12 games this season
 Had multiple touchdown games on four different occasions
 Made 11 receptions for 46 yards and one touchdown

Date	Opponent	Rushing				Receiving				Passing				Kick Returns				Punt Returns				all purp		
		no.	yds	td	lg	no.	yds	td	lg	cmp	att	int	yds	td	lg	no.	yds	td	lg	no.	yds		td	lg
Aug 31	IDAHO	7	57	2	27	0	0	0	0	0	0	0	0	0	0	0	0	0	0	0	0	0	0	57
Sep 07	at OHIO	10	27	0	8	3	3	0	4	0	0	0	0	0	0	0	0	0	0	0	0	0	0	30
Sep 14	BALL STATE	18	79	0	25	1	11	0	11	0	0	0	0	0	1	21	0	21	0	0	0	0	0	111
Sep 21	at Georgia	11	23	0	8	1	6	0	6	0	0	0	0	0	0	0	0	0	0	0	0	0	0	29
Oct 05	at Tulane	6	0	0	4	4	10	1	4	0	0	0	0	0	0	0	0	0	0	0	0	0	0	10
Oct 12	MIDDLE TENNESSEE	20	139	1	32	0	0	0	0	0	0	0	0	0	0	0	0	0	0	0	0	0	0	139
Oct 19	at Louisiana Tech	14	71	1	14	1	6	0	6	0	0	0	0	0	0	0	0	0	0	0	0	0	0	77
Oct 26	at Southern Miss	20	61	2	13	0	0	0	0	0	0	0	0	0	0	0	0	0	0	0	0	0	0	61
Oct 31	RICE	20	61	0	9	0	0	0	0	0	0	0	0	0	0	0	0	0	0	0	0	0	0	61
Nov 09	UTEP	18	202	2	82	0	0	0	0	0	0	0	0	0	0	0	0	0	0	0	0	0	0	202
Nov 23	UTSA	12	52	0	8	0	0	0	0	0	0	0	0	0	0	0	0	0	0	0	0	0	0	52
Nov 30	at Tulsa	26	251	3	91	1	10	0	10	0	0	0	0	0	0	0	0	0	0	0	0	0	0	261
Totals		182	1023	11	91	11	46	1	11	0	0	0	0	0	1	21	0	21	0	0	0	0	0	1090

RUSHING	g	att	yards	td	long	avg/c	avg/g
2010	12	34	169	1	53	5.0	14.1
2011	11	20	83	1	25	4.2	7.5
2012	12	205	875	4	85	4.3	72.9
2013	12	182	1023	11	91	5.6	85.2
TOTAL	47	441	2150	17	91	4.9	45.7

TOTAL OFFENSE	g	rush	pass	total	avg/g
2010	12	169	0	169	14.1
2011	11	83	0	83	7.5
2012	12	875	0	875	72.9
2013	12	1023	0	1023	85.2
TOTAL	47	2150	0	2150	45.7

RECEIVING	g	rec	yards	td	long	rec/g	avg/c	avg/g
2010	12	1	6	0	6	0.1	6.0	0.5
2011	11	1	16	0	16	0.1	16.0	1.5
2012	12	18	92	0	11	1.5	5.1	7.7
2013	12	11	46	1	11	0.9	4.2	3.8
TOTAL	47	31	160	1	16	0.7	5.2	3.4


SCORING	g	td	rush	rcv	ret	pat	2pat	fg	total	avg/g
2010	12	1	1	0	0	0	0	0	6	0.5
2011	11	1	1	0	0	0	0	0	6	0.5
2012	12	4	4	0	0	0	1	0	26	2.2
2013	12	12	11	1	0	0	0	0	72	6.0
TOTAL	47	18	17	1	0	0	1	0	110	2.3

KICK RETURNS	g	no.	yards	td	long	avg/r	avg/g
2010	12	0	0	0	0	0.0	0.0
2011	11	9	108	0	19	12.0	9.8
2012	12	3	28	0	11	9.3	2.3
2013	12	1	21	0	21	21.0	1.8
TOTAL	47	13	157	0	21	12.1	3.3

ALL PURPOSE	g	rush	rcv	pr	kr	ir	total	avg/g
2010	12	169	6	0	0	0	175	14.6
2011	11	83	16	0	108	0	207	18.8
2012	12	875	92	0	28	0	995	82.9
2013	12	1023	46	0	21	0	1090	90.8
TOTAL	47	2150	160	0	157	0	2467	52.5

NORTH TEXAS FOOTBALL

2013 MEAN GREEN BIOS



Breelan Chancellor • Wide Receiver • Senior • 5-9 • 186 • Copperas Cove, TX

2013 Highlights

The 2013 Conference USA Special Teams Player of the Year
 Named first-team Conference USA punt returner and kick returner, only second player in league history to do so.
 Earned second-team C-USA honors as a wide receiver
 One only 10 players in the nation to return a punt and kickoff for a TD this season
 Was named a Midseason First-Team All-American by Phil Steele's Magazine
 Has 1,783 all-purpose yards, which ranks 3rd in school history in a single season
 He has four games of over 200-yards of all-purpose yardage and needs only 54 to break the school record
 Chancellor is only 11 yards away from the school record for most punt return yards in a season
 He has 370 punt return yards this season, the second most in school history and the most since 1976
 Had a 99-yard kickoff return for a TD against No. 9 Georgia, the third kickoff return for a TD of his career
 The 99-yard kickoff return is the second longest kick return in school history
 Became the first player to return a punt for a TD since 2004 when he took back a 65-yard punt return against Rice
 Is one of only two players in nation with three punt returns of 50-yards or more
 Ranks 11th in the nation in kickoff returns and fifth in the nation in punt returns
 Had a 62-yard punt return against Idaho and a 55-yard punt return against MTSU
 Has three 100-yard receiving games this season and four touchdowns
 Notched a career-high 135 yards receiving against Idaho, including an 85-yard touchdown catch
 Had four catches of over 40-yards this season.
 Had a career-high nine receptions and a TD against Ball State
 Ranks fifth in school history with seven 100-yard receiving games
 He has nine rushes for 76 yards
 Was twice named the Conference USA Special Teams Player of the Week

Date	Opponent	Rushing				Receiving				Passing				Kick Returns				Punt Returns				all purp
		no.	yds	td	lg	no.	yds	td	lg	cmp	att	int	yds	td	lg	no.	yds	td	lg	no.	yds	
Aug 31	IDAHO	1	9	0	9	6	135	1	85	0-0-0	0	0	0	1	28	0	28	3	111	0	62	283
Sep 07	at OHIO	1	2	0	2	1	33	0	33	0-0-0	0	0	0	1	28	0	28	1	27	0	27	90
Sep 14	BALL STATE	1	10	0	10	9	88	1	25	0-0-0	0	0	0	3	75	0	29	2	29	0	16	202
Sep 21	at Georgia	0	0	0	0	1	12	0	12	0-0-0	0	0	0	4	158	1	99	1	0	0	0	170
Oct 05	at Tulane	1	1	0	1	7	103	0	40	0-0-0	0	0	0	3	90	0	41	2	10	0	10	204
Oct 12	MIDDLE TENNESSEE	0	0	0	0	3	26	0	14	0-0-0	0	0	0	0	0	0	0	3	55	0	55	81
Oct 19	at Louisiana Tech	1	3	0	3	5	95	1	61	0-0-0	0	0	0	2	39	0	26	0	0	0	0	137
Oct 26	at Southern Miss	0	0	0	0	4	127	1	52	0-0-0	0	0	0	3	78	0	31	0	0	0	0	205
Oct 31	RICE	1	6	0	6	2	23	0	15	0-0-0	0	0	0	1	26	0	26	3	84	1	65	139
Nov 09	UTEP	1	21	0	21	2	25	0	21	0-0-0	0	0	0	1	20	0	19	2	26	0	15	92
Nov 23	UTSA	1	3	0	3	2	15	0	10	0-0-0	0	0	0	2	52	0	32	0	0	0	0	70
Nov 30	at Tulsa	1	21	0	21	5	36	0	15	0-0-0	0	0	0	1	25	0	25	5	28	0	12	110
Totals		9	76	0	21	47	718	4	85	0-0-0	0	0	0	22	619	1	99	22	370	1	65	1783

RUSHING	g	att	yards	td	long	avg/c	avg/g
2010	10	2	0	0	1	0.0	0.0
2011	12	4	46	0	30	11.5	3.8
2012	8	16	155	2	46	9.7	19.4
2013	12	9	76	0	21	8.4	6.3
TOTAL	42	31	277	2	46	8.9	6.6

PASSING	g	cmp	att	int	yards	td	long	pct	avg/p	avg/g	effic
2010	10	0	0-0	0	0	0	0.0	0.0	0.0	0.0	0.0
2011	12	0	1-0	0	0	0	0.0	0.0	0.0	0.0	0.0
2012	8	0	0-0	0	0	0	0.0	0.0	0.0	0.0	0.0
2013	12	0	0-0	0	0	0	0.0	0.0	0.0	0.0	0.0
TOTAL	42	0	1-0	0	0	0	0.0	0.0	0.0	0.0	0.0

TOTAL OFFENSE	g	rush	pass	total	avg/g
2010	10	0	0	0	0.0
2011	12	46	0	46	3.8
2012	8	155	0	155	19.4
2013	12	76	0	76	6.3
TOTAL	42	277	0	277	6.6

RECEIVING	g	rec	yards	td	long	rec/g	avg/c	avg/g
2010	10	1	12	0	12	0.1	12.0	1.2
2011	12	37	457	3	40	3.1	12.4	38.1
2012	8	25	450	5	80	3.1	18.0	56.2
2013	12	47	718	4	85	3.9	15.3	59.8
TOTAL	42	110	1637	12	85	2.6	14.9	39.0

SCORING	g	td	rush	rcv	ret	pat	2pat	fg	total	avg/g
2010	10	2	0	0	2	0	0	0	12	1.2
2011	12	3	0	3	0	0	0	0	18	1.5
2012	8	7	2	5	0	0	0	0	42	5.2
2013	12	6	0	4	2	0	0	0	36	3.0
TOTAL	42	18	2	12	4	0	0	0	108	2.6

PUNT RETURNS	g	no.	yards	td	long	avg/r	avg/g
2010	10	5	10	0	6	2.0	1.0
2011	12	11	31	0	11	2.8	2.6
2012	8	5	10	0	5	2.0	1.2
2013	12	22	370	1	65	16.8	30.8
TOTAL	42	43	421	1	65	9.8	10.0


KICK RETURNS	g	no.	yards	td	long	avg/r	avg/g
2010	10	33	923	2	93	28.0	92.3
2011	12	50	1094	0	73	21.9	91.2
2012	8	18	351	0	29	19.5	43.9
2013	12	22	619	1	99	28.1	51.6
TOTAL	42	123	2987	3	99	24.3	71.1

ALL PURPOSE	g	rush	rcv	pr	kr	ir	total	avg/g
2010	10	0	12	10	923	0	945	94.5
2011	12	46	457	31	109	0	1628	135.7
2012	8	155	450	10	351	0	966	120.8
2013	12	76	718	370	619	0	1783	148.6
TOTAL	42	277	1637	421	298	0	5322	126.7

NORTH TEXAS FOOTBALL

2013 MEAN GREEN BIOS

Zach Orr • Linebacker • Senior • 6-1 • 240 • DeSoto, TX



2013 Highlights

Named first-team all-conference by C-USA
 Leading tackler for North Texas with a career-high 114, which is tied for 10th in a single season
 Leads the team with 11.0 tackles for loss and fumbles recovered with four
 Ranks third in C-USA in total tackles and tackles per game
 The 11.0 tackles for loss are tied for the seventh most in school history in a single season
 Has notched seven games of 10 tackles or more on the season
 Had a career-high 17 tackles in the win at Louisiana Tech
 Was named the C-USA Defensive Player of the Week after 11 tackles, one sack, one tackle for loss, one PBU, one forced fumble and one fumble recovery in the win against Idaho
 Was named Midseason All-C-USA First-Team by Phil Steele
 Returned a fumble for a 55-yard touchdown in the win against Rice
 Has had six straight games of at least 1.0 tackle for loss
 Was a 2013 Capital One Academic All-District VII honoree
 Named to the Conference USA Football All-Academic Team

Date	Opponent	Tackles				Sacks no-yds	Fumble		Pass Defense			Blkd kick	PAT Attempts			saf	pts	
		ua	a	total	tfl-yds		ff	fr-yds	int-yds	qbh	brup		kick	rush	rcv			
Aug 31	IDAHO	9	2	11	1.0-21	1.0-21	1	1-0	0-0	0	1	0	0-0	0	0	0	0	0
Sep 07	at OHIO	1	9	10	0.0-0	0.0-0	0	0-0	0-0	2	0	0	0-0	0	0	0	0	0
Sep 14	BALL STATE	3	8	11	0.5-1	0.0-0	1	1-0	0-0	0	1	0	0-0	0	0	0	0	0
Sep 21	at Georgia	6	4	10	0.5-0	0.0-0	0	0-0	0-0	0	0	0	0-0	0	0	0	0	0
Oct 05	at Tulane	6	3	9	1.0-2	0.0-0	1	0-0	0-0	1	0	0	0-0	0	0	0	0	0
Oct 12	MIDDLE TENNESSEE	3	2	5	0.0-0	0.0-0	0	1-0	0-0	0	0	1	0-0	0	0	0	0	0
Oct 19	at Louisiana Tech	5	12	17	2.5-5	0.0-0	0	0-0	0-0	0	0	0	0-0	0	0	0	0	0
Oct 26	at Southern Miss	2	0	2	1.0-7	0.0-0	0	0-0	0-0	0	1	0	0-0	0	0	0	0	0
Oct 31	RICE	5	4	9	1.0-5	0.0-0	0	1-55	0-0	0	0	0	0-0	0	0	0	0	6
Nov 09	UTEP	6	6	12	1.5-5	0.5-4	0	0-0	0-0	0	0	0	0-0	0	0	0	0	0
Nov 23	UTSA	4	6	10	1.0-4	0.0-0	0	0-0	0-0	0	0	0	0-0	0	0	0	0	0
Nov 30	at Tulsa	3	5	8	1.0-1	0.0-0	0	0-0	0-0	0	1	0	0-0	0	0	0	0	0
Totals		53	61	114	11.0-51	1.5-25	3	4-55	0-0	3	4	1	0-0	0	0	0	0	6

INTERCEPTIONS	g	no.	yards	td	long	avg/r	avg/g
2010	12	0	0	0	0	0.0	0.0
2011	9	1	0	0	0	0.0	0.0
2012	12	2	0	0	0	0.0	0.0
2013	12	0	0	0	0	0.0	0.0
TOTAL	45	3	0	0	0	0.0	0.0

TACKLES	g	ua	a	total	tfl	pd	ff	fr	blk
2010	12	28	32	60	1.0-1	2	0	1	0
2011	9	39	35	74	7.0-21	4	1	2	0
2012	12	57	51	108	3.5-4	4	0	2	0
2013	12	53	61	114	11.0-51	4	3	4	1
TOTAL	45	177	179	356	22.5-77	14	4	9	1

ALL PURPOSE	g	rush	rcv	pr	kr	ir	total	avg/g
2010	12	0	0	0	0	0	0	0.0
2011	9	0	0	0	0	0	0	0.0
2012	12	0	0	0	0	0	0	0.0
2013	12	0	0	0	0	0	0	0.0
TOTAL	45	0	0	0	0	0	0	0.0

SACKS	g	ua	a	total	yards
2010	12	0	0	0.0	0
2011	9	1	2	2.0	13
2012	12	0	0	0.0	0
2013	12	1	1	1.5	25
TOTAL	45	2	3	3.5	38

NORTH TEXAS FOOTBALL

2013 MEAN GREEN BIOS



Derek Thompson • Quarterback • Senior • 6-4 • 218 • Glen Rose, TX

2013 Highlights

Has thrown for the fifth-most yards in school history in a single season with 2,640 yards

Thompson has thrown for over 300-yard three times and over 200-yards seven times

Is fourth in C-USA in passing yards a game with 220.0 a contest

Fourth in C-USA in passing efficiency at 131.1

Ranks fifth in total offense in C-USA

Was named Midseason All-C-USA Third-Team by Phil Steele

Threw for a career-high 349 and two touchdowns in the season opener against Idaho

Had the game-winning score against Ball State on a 26-yard touchdown run

Thompson has completed 63.9 percent of his passes, the second highest in school history in a season

Had an 85-yard completion against Idaho, tying for the fifth longest pass in school history

Ranks in the top-10 for a single season in five different categories

Leads NT in total offense with 2,795 yards, which ranks as the fourth most in school history

Was a 2013 Capital One Academic All-District VII honoree

Date	Opponent	Rushing				Receiving				Passing				Kick Returns				Punt Returns				all purp
		no.	yds	td	lg	no.	yds	td	lg	cmp-att-int	yds	td	lg	no.	yds	td	lg	no.	yds	td	lg	
Aug 31	IDAHO	4	1	0	4	0	0	0	0	23-27-0	349	2	85	0	0	0	0	0	0	0	0	1
Sep 07	at OHIO	5	12	0	8	0	0	0	0	19-29-2	195	2	33	0	0	0	0	0	0	0	0	12
Sep 14	BALL STATE	6	72	1	26	0	0	0	0	31-47-0	274	1	25	0	0	0	0	0	0	0	0	72
Sep 21	at Georgia	5	-6	0	8	0	0	0	0	21-36-1	202	1	30	0	0	0	0	0	0	0	0	-6
Oct 05	at Tulane	6	19	0	12	0	0	0	0	29-42-2	326	2	62	0	0	0	0	0	0	0	0	19
Oct 12	MIDDLE TENNESSEE	7	2	0	6	0	0	0	0	13-19-2	113	0	14	0	0	0	0	0	0	0	0	2
Oct 19	at Louisiana Tech	2	3	1	3	0	0	0	0	16-24-1	221	1	61	0	0	0	0	0	0	0	0	3
Oct 26	at Southern Miss	2	5	1	3	0	0	0	0	18-27-2	300	2	52	0	0	0	0	0	0	0	0	5
Oct 31	RICE	6	24	0	8	0	0	0	0	7-13-1	104	1	46	0	0	0	0	0	0	0	0	24
Nov 09	UTEP	5	4	0	6	0	0	0	0	10-24-0	154	1	42	0	0	0	0	0	0	0	0	4
Nov 23	UTSA	3	3	0	3	0	0	0	0	26-46-1	229	1	25	0	0	0	0	0	0	0	0	3
Nov 30	at Tulsa	7	16	0	12	0	0	0	0	17-26-1	173	0	32	0	0	0	0	0	0	0	0	16
Totals		58	155	3	26	0	0	0	0	230-360-13	2640	14	85	0	0	0	0	0	0	0	0	155

RUSHING	g	att	yards	td	long	avg/c	avg/g
2009	1	0	0	0	0	0.0	0.0
2010	3	6	17	0	21	2.8	5.7
2011	11	50	113	3	16	2.3	10.3
2012	12	39	26	2	7	0.7	2.2
2013	12	58	155	3	26	2.7	12.9
TOTAL	39	153	311	8	26	2.0	8.0

SCORING	g	td	rush	rcv	ret	pat	2pat	fg	total	avg/g
2009	1	0	0	0	0	0	0	0	0	0.0
2010	3	0	0	0	0	0	0	0	0	0.0
2011	11	3	3	0	0	0	0	18	18	1.6
2012	12	2	2	0	0	0	0	12	12	1.0
2013	12	3	3	0	0	0	0	18	18	1.5
TOTAL	39	8	8	0	0	0	0	48	48	1.2

PASSING	g	cmp-att-int	yards	td	long	pct	avg/p	avg/g	effc
2009	1	3-3-0	60	1	31	100.0	20.0	60.0	378.0
2010	3	11-18-1	83	0	20	61.1	4.6	27.7	88.7
2011	11	157-272-6	1759	11	83	57.7	6.5	159.9	121.0
2012	12	214-372-14	2649	14	80	57.5	7.1	220.8	122.2
2013	12	230-360-13	2640	14	85	63.9	7.3	220.0	131.1
TOTAL	39	615-1025-34	7191	40	85	60.0	7.0	184.4	125.2

ALL PURPOSE	g	rush	rcv	pr	kr	ir	total	avg/g
2009	1	0	0	0	0	0	0	0.0
2010	3	17	0	0	0	0	17	5.7
2011	11	113	0	0	0	0	113	10.3
2012	12	26	0	0	0	0	26	2.2
2013	12	155	0	0	0	0	155	12.9
TOTAL	39	311	0	0	0	0	311	8.0

TOTAL OFFENSE	g	rush	pass	total	avg/g
2009	1	0	60	60	60.0
2010	3	17	83	100	33.3
2011	11	113	1759	1872	170.2
2012	12	26	2649	2675	222.9
2013	12	155	2640	2795	232.9
TOTAL	39	311	7191	7502	192.4

TACKLES	g	ua	a	total	tfl	pd	ff	fr	blk
2009	1	0	0	0	0.0-0	0	0	0	0
2010	3	1	2	3	0.0-0	0	0	0	0
2011	11	2	0	2	0.0-0	0	0	0	0
2012	12	1	1	2	0.0-0	0	0	0	0
2013	12	3	1	4	0.0-0	0	0	0	0
TOTAL	39	7	4	11	0.0-0	0	0	0	0

NORTH TEXAS FOOTBALL

2013 MEAN GREEN BIOS



Richard Abbe • Defensive Line • Senior • 6-4 • 320 • Lubbock, TX

2013 Highlights


Named to the Conference USA Honorable Mention team

Started all 12 games in 2013 as the anchor of the Mean Green defensive line that has notched the third-most sacks in school history

Has notched career highs in tackles, tackles for loss, sacks and PBU's

Had a career-high five tackles against Tulsa

Date	Opponent	Tackles			tfl-yds	Sacks no-yds	Fumble		Pass Defense			Blkd kick	PAT Attempts			saf	pts
		ua	a	total			ff	fr-yds	int-yds	qbh	brup		kick	rush	rcv		
Aug 31	IDAHO	1	0	1	0.0-0	0.0-0	0	0-0	0-0	0	0	0	0-0	0	0	0	0
Sep 07	at OHIO	1	0	1	0.0-0	0.0-0	0	0-0	0-0	0	0	0	0-0	0	0	0	0
Sep 14	BALL STATE	0	0	0	0.0-0	0.0-0	0	0-0	0-0	0	1	0	0-0	0	0	0	0
Sep 21	at Georgia	2	0	2	0.0-0	0.0-0	0	0-0	0-0	0	0	0	0-0	0	0	0	0
Oct 05	at Tulane	2	1	3	1.0-1	0.0-0	0	0-0	0-0	0	0	0	0-0	0	0	0	0
Oct 12	MIDDLE TENNESSEE	0	0	0	0.0-0	0.0-0	0	0-0	0-0	0	0	0	0-0	0	0	0	0
Oct 19	at Louisiana Tech	1	0	1	1.0-7	1.0-7	0	0-0	0-0	1	1	0	0-0	0	0	0	0
Oct 26	at Southern Miss	1	0	1	0.0-0	0.0-0	0	0-0	0-0	0	0	0	0-0	0	0	0	0
Oct 31	RICE	0	0	0	0.0-0	0.0-0	0	0-0	0-0	0	0	0	0-0	0	0	0	0
Nov 09	UTEP	4	0	4	2.0-20	2.0-20	0	0-0	0-0	0	0	0	0-0	0	0	0	0
Nov 23	UTSA	0	1	1	0.0-0	0.0-0	0	0-0	0-0	0	1	0	0-0	0	0	0	0
Nov 30	at Tulsa	2	3	5	0.0-0	0.0-0	0	0-0	0-0	0	0	0	0-0	0	0	0	0
Totals		14	5	19	4.0-28	3.0-27	0	0-0	0-0	1	3	0	0-0	0	0	0	0



Derek Akunne • Linebacker • Junior • 6-0 • 244 • Garland, TX

2013 Highlights

Named to the Conference USA Honorable Mention team

Is second on the team with 86 tackles and only five away from a career high

Started all 12 games this season

He has 4.5 tackles for loss, 3 PBU's and one forced fumble

Had a career-high 12 tackles and a forced fumble at No. 9 Georgia.

Akunne has had five tackles in 11 of 12 games this season and twice had 10 or more tackles.

Had a career 1.5 tackles for loss against Tulsa

Notched 10 tackles in the road victory at Louisiana Tech

Date	Opponent	Tackles			tfl-yds	Sacks no-yds	Fumble		Pass Defense			Blkd kick	PAT Attempts			saf	pts
		ua	a	total			ff	fr-yds	int-yds	qbh	brup		kick	rush	rcv		
Aug 31	IDAHO	5	0	5	0.0-0	0.0-0	0	0-0	0-0	0	0	0	0-0	0	0	0	0
Sep 07	at OHIO	2	7	9	0.5-1	0.0-0	0	0-0	0-0	0	0	0	0-0	0	0	0	0
Sep 14	BALL STATE	3	4	7	0.0-0	0.0-0	0	0-0	0-0	0	1	0	0-0	0	0	0	0
Sep 21	at Georgia	4	8	12	0.5-1	0.0-0	1	0-0	0-0	0	0	0	0-0	0	0	0	0
Oct 05	at Tulane	2	4	6	1.0-1	0.0-0	0	0-0	0-0	0	0	0	0-0	0	0	0	0
Oct 12	MIDDLE TENNESSEE	3	3	6	0.0-0	0.0-0	0	0-0	0-0	0	0	0	0-0	0	0	0	0
Oct 19	at Louisiana Tech	6	4	10	0.0-0	0.0-0	0	0-0	0-0	0	1	0	0-0	0	0	0	0
Oct 26	at Southern Miss	1	1	2	0.0-0	0.0-0	0	0-0	0-0	0	0	0	0-0	0	0	0	0
Oct 31	RICE	3	5	8	1.0-1	0.0-0	0	0-0	0-0	0	0	0	0-0	0	0	0	0
Nov 09	UTEP	5	3	8	0.0-0	0.0-0	0	0-0	0-0	0	1	0	0-0	0	0	0	0
Nov 23	UTSA	3	2	5	0.0-0	0.0-0	0	0-0	0-0	0	0	0	0-0	0	0	0	0
Nov 30	at Tulsa	5	3	8	1.5-4	0.0-0	0	0-0	0-0	0	0	0	0-0	0	0	0	0
Totals		42	44	86	4.5-8	0.0-0	1	0-0	0-0	0	3	0	0-0	0	0	0	0

NORTH TEXAS FOOTBALL


2013 MEAN GREEN BIOS



LaChris Anyiam • Offensive Line • Senior • 6-4 • 296 • Allen, TX

2013 Highlights

Has started all 12 games on an offensive line that has allowed only 10 sacks on the season and the fewest sacks in the nation with 16 over the last two years
 Paved the way for Brandin Byrd to rush for over 1,000 yards
 Been part of a record-breaking offense that has set a school record for total yards in a season
 Started two games at left tackle in place of the injured Antonio Johnson



Aaron Bellazin • Defensive End • Senior • 6-2 • 265 • Everman, TX

2013 Highlights

Named second-team all-conference by C-USA
 Notched a career-high 7.5 sacks and 11.0 tackles for loss in 12 starts
 Was named Midseason All-C-USA Second-Team by Phil Steele
 Leads C-USA with 7.5 sacks and is tied for seventh with 11.0 tackles for loss
 Has 31 total tackles on the season
 Moved into the top-10 in school history with 22.5 tackles for loss (7th) and has 13.5 career sacks (9th).
 Had a career-high 2.5 sacks in the win over UTEP
 Led a defensive line that has recorded the third-most sacks in school history with 34
 Against Southern Miss, he had two sacks and two forced fumbles, one on each sack.

Date	Opponent	ua	a	total	tfl-yds	no-yds	ff	fr-yds	int-yds	qbh	brup	kick	kick	rush	rcv	saf	pts
Aug 31	IDAHO	5	0	5	1.0-1	0.0-0	0	0-0	0-0	0	0	0	0	0-0	0	0	0
Sep 07	at OHIO	2	1	3	0.0-0	0.0-0	0	0-0	0-0	0	0	0	0	0-0	0	0	0
Sep 14	BALL STATE	1	2	3	1.0-1	0.0-0	0	0-0	0-0	0	0	0	0	0-0	0	0	0
Sep 21	at Georgia	2	1	3	1.0-3	0.0-0	0	0-0	0-0	0	0	0	0	0-0	0	0	0
Oct 05	at Tulane	3	0	3	2.0-2	2.0-2	0	0-0	0-0	1	0	0	0	0-0	0	0	0
Oct 12	MIDDLE TENNESSEE	0	1	1	0.0-0	0.0-0	0	0-0	0-0	0	0	0	0	0-0	0	0	0
Oct 19	at Louisiana Tech	1	1	2	0.5-1	0.0-0	0	0-0	0-0	0	0	0	0	0-0	0	0	0
Oct 26	at Southern Miss	2	0	2	2.0-7	2.0-7	2	0-0	0-0	1	0	0	0	0-0	0	0	0
Oct 31	RICE	2	1	3	1.0-2	1.0-2	0	0-0	0-0	0	0	0	0	0-0	0	0	0
Nov 09	UTEP	3	2	5	2.5-19	2.5-19	0	0-0	0-0	0	0	0	0	0-0	0	0	0
Nov 23	UTSA	0	0	0	0.0-0	0.0-0	0	0-0	0-0	0	0	0	0	0-0	0	0	0
Nov 30	at Tulsa	0	1	1	0.0-0	0.0-0	0	0-0	0-0	1	1	0	0	0-0	0	0	0
Totals		21	10	31	11.0-36	7.5-30	2	0-0	0-0	3	1	0	0	0-0	0	0	0

NORTH TEXAS FOOTBALL

2013 MEAN GREEN BIOS




Ryan Boutwell • Defensive Line • Senior • 6-3 • 248 • China Springs, TX

2013 Highlights

Started all 12 games this season and has 19 tackles
 Had two half sacks in games against Louisiana Tech and UTSA
 Notched a season-high four tackles against UTSA
 Recorded two quarterback hurries this season
 Was a 2013 Capital One Academic All-District VII honoree
 Named to the Conference USA Football All-Academic Team

Date	Opponent	Tackles				Sacks no-yds	Fumble		Pass Defense			Blkd kick	PAT Attempts			saf	pts
		ua	a	total	tfl-yds		ff	fr-yds	int-yds	qbh	brup		kick	rush	rcv		
Aug 31	IDAHO	0	2	2	0.0-0	0.0-0	0	0-0	0-0	0	0	0	0-0	0	0	0	0
Sep 07	at OHIO	0	3	3	0.5-0	0.0-0	0	0-0	0-0	0	0	0	0-0	0	0	0	0
Sep 14	BALL STATE	1	0	1	0.0-0	0.0-0	0	0-0	0-0	0	0	0	0-0	0	0	0	0
Sep 21	at Georgia	1	0	1	0.0-0	0.0-0	0	0-0	0-0	0	0	0	0-0	0	0	0	0
Oct 05	at Tulane	1	2	3	0.0-0	0.0-0	0	0-0	0-0	1	0	0	0-0	0	0	0	0
Oct 12	MIDDLE TENNESSEE	0	0	0	0.0-0	0.0-0	0	0-0	0-0	0	0	0	0-0	0	0	0	0
Oct 19	at Louisiana Tech	0	1	1	0.5-1	0.5-1	0	0-0	0-0	0	0	0	0-0	0	0	0	0
Oct 26	at Southern Miss	0	1	1	0.0-0	0.0-0	0	0-0	0-0	1	0	0	0-0	0	0	0	0
Oct 31	RICE	0	1	1	0.0-0	0.0-0	0	0-0	0-0	0	0	0	0-0	0	0	0	0
Nov 09	UTEP	1	0	1	0.0-0	0.0-0	0	0-0	0-0	0	0	0	0-0	0	0	0	0
Nov 23	UTSA	2	2	4	0.5-4	0.5-4	0	0-0	0-0	0	0	0	0-0	0	0	0	0
Nov 30	at Tulsa	0	1	1	0.0-0	0.0-0	0	0-0	0-0	0	0	0	0-0	0	0	0	0
Totals		6	13	19	1.5-5	1.0-5	0	0-0	0-0	2	0	0	0-0	0	0	0	0



Kenny Buyers • Defensive Back • Sophomore • 5-11 • 177 • Hurst, TX

2013 Highlights

Named to the Conference USA Honorable Mention team
 Started 10 games this season and is the fourth leading tackler for North Texas with 71
 Has two interceptions and five PBU's
 Buyers has 4.5 tackles for loss and 2.0 sacks to go along with two fumble recoveries
 Recorded his first career interception against Ohio and returned it for 22 yards
 Had a career-high 10 tackles at No. 9 Georgia and again in the win over Rice
 Buyers has put up five games of nine or more tackles
 Had a fumble recovery against Ball State and Georgia
 Set a career high with 1.5 tackles for loss in the win at Tulsa

Date	Opponent	Tackles				Sacks no-yds	Fumble		Pass Defense			Blkd kick	PAT Attempts			saf	pts
		ua	a	total	tfl-yds		ff	fr-yds	int-yds	qbh	brup		kick	rush	rcv		
Aug 31	IDAHO	0	0	0	0.0-0	0.0-0	0	0-0	0-0	0	0	0	0-0	0	0	0	0
Sep 07	at OHIO	1	1	2	0.0-0	0.0-0	0	0-0	1-22	0	0	0	0-0	0	0	0	0
Sep 14	BALL STATE	7	2	9	0.0-0	0.0-0	0	1-0	0-0	0	0	0	0-0	0	0	0	0
Sep 21	at Georgia	7	3	10	0.0-0	0.0-0	0	1-0	0-0	0	2	0	0-0	0	0	0	0
Oct 05	at Tulane	8	1	9	1.0-5	1.0-5	0	0-0	0-0	0	1	0	0-0	0	0	0	0
Oct 12	MIDDLE TENNESSEE	3	0	3	0.0-0	0.0-0	0	0-0	0-0	0	0	0	0-0	0	0	0	0
Oct 19	at Louisiana Tech	4	5	9	1.0-3	0.0-0	0	0-0	0-0	0	0	0	0-0	0	0	0	0
Oct 26	at Southern Miss	1	2	3	1.0-1	0.0-0	0	0-0	0-0	0	0	0	0-0	0	0	0	0
Oct 31	RICE	8	2	10	0.0-0	0.0-0	0	0-0	0-0	0	0	0	0-0	0	0	0	0
Nov 09	UTEP	2	3	5	0.0-0	0.0-0	0	0-0	1-0	0	2	0	0-0	0	0	0	0
Nov 23	UTSA	6	1	7	0.0-0	0.0-0	0	0-0	0-0	0	0	0	0-0	0	0	0	0
Nov 30	at Tulsa	3	1	4	1.5-8	1.0-7	0	0-0	0-0	0	0	0	0-0	0	0	0	0
Totals		50	21	71	4.5-17	2.0-12	0	2-0	2-22	0	5	0	0-0	0	0	0	0

NORTH TEXAS FOOTBALL

2013 MEAN GREEN BIOS




Carlos Harris • Wide Receiver • Sophomore • 5-8 • 172 • Frisco, TX

2013 Highlights

Third-leading receiver for North Texas with a career-high 44 catches and 519 yards
 Has two touchdown grabs and has notched three catches or more in 10 games
 Had a season-high seven catches for 87 yards at Southern Miss
 Made three catches for 55 yards with a TD at Ohio
 Recorded six catches against Ball State and Tulane
 Had one kickoff return for 24 yards and three punt returns

Date	Opponent	Rushing				Receiving				Passing				Kick Returns				Punt Returns				all purp				
		no.	yds	td	lg	no.	yds	td	lg	cmp	att	int	yds	td	lg	no.	yds	td	lg	no.	yds		td	lg		
Aug 31	IDAHO	0	0	0	0	3	32	0	12	0	0	0	0	0	0	0	0	0	0	0	0	0	0	32		
Sep 07	at OHIO	1	5	0	5	3	55	1	31	0	0	0	0	0	0	0	0	0	0	0	0	0	0	60		
Sep 14	BALL STATE	0	0	0	0	6	54	0	17	0	0	0	0	0	0	0	0	0	0	0	0	0	0	54		
Sep 21	at Georgia	0	0	0	0	5	45	0	14	0	0	0	0	0	0	0	0	0	0	0	0	0	0	45		
Oct 05	at Tulane	0	0	0	0	6	58	0	21	0	0	0	0	0	0	0	0	0	0	0	0	0	0	58		
Oct 12	MIDDLE TENNESSEE	0	0	0	0	0	0	0	0	0	0	0	0	0	0	0	0	0	0	0	0	0	0	0		
Oct 19	at Louisiana Tech	0	0	0	0	4	36	0	16	0	0	0	0	0	0	0	0	0	0	0	0	0	1	-4	0	32
Oct 26	at Southern Miss	0	0	0	0	7	87	0	36	0	0	0	0	0	0	0	0	0	0	0	0	0	1	0	0	87
Oct 31	RICE	0	0	0	0	3	29	0	17	0	0	0	0	0	0	0	0	0	0	0	0	0	0	0	29	
Nov 09	UTEP	1	26	0	26	1	42	1	42	0	0	0	0	0	0	0	0	0	0	0	0	0	1	-4	0	64
Nov 23	UTSA	0	0	0	0	3	53	0	22	0	0	0	0	0	1	24	0	24	0	0	0	0	0	0	77	
Nov 30	at Tulsa	0	0	0	0	3	28	0	13	0	0	0	0	0	0	0	0	0	0	0	0	0	0	0	28	
Totals		2	31	0	26	44	519	2	42	0	0	0	0	0	1	24	0	24	3	-8	0	0	0	0	566	



Antoine Jimmerson • Running Back • Sophomore • 5-9 • 222 • Dallas, TX

2013 Highlights

Second-leading rusher for North Texas with 428 yards and six touchdowns
 Had two touchdowns in the NT win over Rice, a 42 yard run and a 46-yard reception for scores
 Ran for a season-high 85 yards and two touchdowns in the victory over Tulsa
 Has four runs of over 20 yards this season and a season-high run of 42 yards
 Ran for 72 yards against MTSU
 Jimmerson is the third leading scorer for NT with eight total touchdowns

Date	Opponent	Rushing				Receiving				Passing				Kick Returns				Punt Returns				all purp			
		no.	yds	td	lg	no.	yds	td	lg	cmp	att	int	yds	td	lg	no.	yds	td	lg	no.	yds		td	lg	
Aug 31	IDAHO	11	40	0	20	1	-1	0	0	0	0	0	0	0	0	0	0	0	0	0	0	0	0	0	39
Sep 07	at OHIO	12	35	1	8	1	2	0	2	0	0	0	0	0	0	0	0	0	0	0	0	0	0	0	37
Sep 14	BALL STATE	1	-4	0	0	0	0	0	0	0	0	0	0	0	0	0	0	0	0	0	0	0	0	0	-4
Sep 21	at Georgia	5	-5	0	5	2	15	0	12	0	0	0	0	0	0	0	0	0	0	0	0	0	0	0	10
Oct 05	at Tulane	2	5	0	5	0	0	0	0	0	0	0	0	0	0	0	0	0	0	0	0	0	0	0	5
Oct 12	MIDDLE TENNESSEE	10	72	0	14	1	7	0	7	0	0	0	0	0	0	0	0	0	0	0	0	0	0	0	79
Oct 19	at Louisiana Tech	14	50	0	21	0	0	0	0	0	0	0	0	0	0	0	0	0	0	0	0	0	0	0	50
Oct 26	at Southern Miss	7	30	1	12	1	15	1	15	0	0	0	0	0	0	0	0	0	0	0	0	0	0	0	45
Oct 31	RICE	8	62	1	42	1	46	1	46	0	0	0	0	0	0	0	0	0	0	0	0	0	0	0	108
Nov 09	UTEP	8	20	1	5	0	0	0	0	0	0	0	0	0	0	0	0	0	0	0	0	0	0	0	20
Nov 23	UTSA	10	38	0	14	2	5	0	3	0	0	0	0	0	0	0	0	0	0	0	0	0	0	0	43
Nov 30	at Tulsa	12	85	2	31	1	-1	0	0	0	0	0	0	0	0	0	0	0	0	0	0	0	0	0	84
Totals		100	428	6	42	10	88	2	46	0	0	0	0	0	0	0	0	0	0	0	0	0	0	0	516

NORTH TEXAS FOOTBALL


2013 MEAN GREEN BIOS



Antonio Johnson • Offensive Line • Junior • 6-6 • 294 • Diboll, TX

2013 Highlights

Started 10 of the 12 games this season, missed his first start since freshman season with an injury
 Been part of an offensive line that has allowed only 10 sacks on the season and the fewest sacks in the nation with 16 over the last two years
 Paved the way for Brandin Byrd to rush for over 1,000 yards
 Been part of a record-breaking offense that has set a school record for total yards in a season



James Jones • Defensive Back • Junior • 5-11 • 173 • Houston, TX


2013 Highlights

Made nine straight starts to end the year and has played in all 12 games
 Recorded 59 tackles, 1.5 tackles for loss, 1.0 sacks and one interception
 Jones has two forced fumbles, two fumble recoveries and five PBU's
 Had an interception at Southern Miss
 Made a career-high seven tackles on three different occasions
 Had forced fumbles against MTSU and Ball State, with fumble recoveries against Tulane and La Tech
 Second-leading kickoff return man, averaging 19 yards a return. Had a season-long of 29 at Ohio

Date	Opponent	Tackles				Sacks no-yds	Fumble		Pass Defense			Blkd kick	PAT Attempts			saf	pts
		ua	a	total	tfl-yds		ff	fr-yds	int-yds	qbh	brup		kick	rush	rcv		
Aug 31	IDAHO	4	1	5	1.0-6	1.0-6	0	0-0	0-0	0	0	0	0-0	0	0	0	0
Sep 07	at OHIO	1	3	4	0.0-0	0.0-0	0	0-0	0-0	0	0	0	0-0	0	0	0	0
Sep 14	BALL STATE	2	2	4	0.0-0	0.0-0	1	0-0	0-0	0	0	0	0-0	0	0	0	0
Sep 21	at Georgia	3	3	6	0.0-0	0.0-0	0	0-0	0-0	0	0	0	0-0	0	0	0	0
Oct 05	at Tulane	4	3	7	0.5-2	0.0-0	0	1-0	0-0	0	0	0	0-0	0	0	0	0
Oct 12	MIDDLE TENNESSEE	4	2	6	0.0-0	0.0-0	1	0-0	0-0	0	1	0	0-0	0	0	0	0
Oct 19	at Louisiana Tech	6	1	7	0.0-0	0.0-0	0	1-0	0-0	0	1	0	0-0	0	0	0	0
Oct 26	at Southern Miss	3	1	4	0.0-0	0.0-0	0	0-0	1-18	0	0	0	0-0	0	0	0	0
Oct 31	RICE	3	1	4	0.0-0	0.0-0	0	0-0	0-0	0	0	0	0-0	0	0	0	0
Nov 09	UTEP	4	0	4	0.0-0	0.0-0	0	0-0	0-0	0	1	0	0-0	0	0	0	0
Nov 23	UTSA	6	1	7	0.0-0	0.0-0	0	0-0	0-0	0	1	0	0-0	0	0	0	0
Nov 30	at Tulsa	1	0	1	0.0-0	0.0-0	0	0-0	0-0	0	1	0	0-0	0	0	0	0
Totals		41	18	59	1.5-8	1.0-6	2	2-0	1-18	0	5	0	0-0	0	0	0	0

NORTH TEXAS FOOTBALL

2013 MEAN GREEN BIOS



Darvin Kidsy • Wide Receiver • Freshman • 6-0 • 174 • Missouri City, TX

2013 Highlights

Leading freshman receiver for North Texas with 16 catches for 151 yards
 Fourth-leading receiver on the team
 Made a season-high four catches for 47 yards against Ball State
 Had his season-long catch of 24 yards in the win over the Cardinals
 Kidsy had four games with multiple receptions

Date	Opponent	Rushing				Receiving				Passing				Kick Returns				Punt Returns				all purp		
		no.	yds	td	lg	no.	yds	td	lg	cmp	att	int	yds	td	lg	no.	yds	td	lg	no.	yds		td	lg
Aug 31	IDAHO	0	0	0	0	3	35	0	13	0-0-0	0	0	0	0	0	0	0	0	0	0	0	0	0	35
Sep 07	at OHIO	0	0	0	0	1	7	0	7	0-0-0	0	0	0	0	0	0	0	0	0	0	0	0	0	7
Sep 14	BALL STATE	0	0	0	0	4	47	0	24	0-0-0	0	0	0	0	0	0	0	0	0	0	0	0	0	47
Sep 21	at Georgia	0	0	0	0	1	6	0	6	0-0-0	0	0	0	0	0	0	0	0	0	0	0	0	0	6
Oct 05	at Tulane	0	0	0	0	1	9	0	9	0-0-0	0	0	0	0	0	0	0	0	0	0	0	0	0	9
Oct 12	MIDDLE TENNESSEE	0	0	0	0	0	0	0	0	0-0-0	0	0	0	0	0	0	0	0	0	0	0	0	0	0
Oct 19	at Louisiana Tech	0	0	0	0	1	9	0	9	0-0-0	0	0	0	0	0	0	0	0	0	0	0	0	0	9
Oct 26	at Southern Miss	0	0	0	0	2	20	0	12	0-0-0	0	0	0	0	0	0	0	0	0	0	0	0	0	20
Oct 31	RICE	0	0	0	0	1	6	0	6	0-0-0	0	0	0	0	0	0	0	0	0	0	0	0	0	6
Nov 09	UTEP	0	0	0	0	0	0	0	0	0-0-0	0	0	0	0	0	0	0	0	0	0	0	1	0	0
Nov 23	UTSA	0	0	0	0	2	12	0	7	0-0-0	0	0	0	0	0	0	0	0	0	0	0	0	0	12
Nov 30	at Tulsa	0	0	0	0	0	0	0	0	0-0-0	0	0	0	0	0	0	0	0	0	0	0	0	0	0
Totals		0	0	0	0	16	151	0	24	0-0-0	0	0	0	0	0	0	0	0	0	0	0	1	0	151




Kayden Kirby • Offensive Line • Freshman • 6-3 • 313 • Flower Mound, TX

2013 Highlights

Named to the Conference USA All-Freshman team after starting all 12 games at center
 Been part of an offensive line that has allowed only 10 sacks on the season and the fewest sacks in the nation with 16 over the last two years
 Paved the way for Brandin Byrd to rush for over 1,000 yards
 Been part of a record-breaking offense that has set a school record for total yards in a season
 First freshman to start every game at center since Andy Brewster in 2001

NORTH TEXAS FOOTBALL

2013 MEAN GREEN BIOS




Lairamie Lee • Defensive Back • Junior • 5-10 • 195 • Tyler, TX

2013 Highlights

Named to the Conference USA Honorable Mention team
 Has 70 tackles, 4.5 tackles for loss, and is tied for second on the team with three interceptions
 Had an interception return for a touchdown against MTSU of 20-yards, his first career TD
 Lee has forced two fumbles and made two fumble recoveries
 Had an interception in the wins against Ball State and Southern Miss
 In the season opener against Idaho, Lee had six tackles, 1.0 tackle for loss and forced two fumbles
 Made his first career sack in the win over Rice
 Had a season-high 12 tackles against UTSA
 Needs only three more tackles to break his career high of 72, set last season

Date	Opponent	Tackles				Sacks no-yds	Fumble		Pass Defense			Blkd kick	PAT Attempts			saf	pts	
		ua	a	total	tfl-yds		ff	fr-yds	int-yds	qbh	brup		kick	rush	rcv			
Aug 31	IDAHO	5	1	6	1.0-1	0.0-0	1	2-0	0-0	0	0	0	0-0	0	0	0	0	0
Sep 07	at OHIO	2	3	5	0.0-0	0.0-0	0	0-0	0-0	0	0	0	0-0	0	0	0	0	0
Sep 14	BALL STATE	3	1	4	0.0-0	0.0-0	1	0-0	1-0	0	0	0	0-0	0	0	0	0	0
Sep 21	at Georgia	4	3	7	0.0-0	0.0-0	0	0-0	0-0	0	0	0	0-0	0	0	0	0	0
Oct 05	at Tulane	4	4	8	0.0-0	0.0-0	0	0-0	0-0	0	1	0	0-0	0	0	0	0	0
Oct 12	MIDDLE TENNESSEE	1	0	1	0.0-0	0.0-0	0	0-0	1-20	0	0	0	0-0	0	0	0	0	6
Oct 19	at Louisiana Tech	3	2	5	0.5-0	0.0-0	0	0-0	0-0	0	0	0	0-0	0	0	0	0	0
Oct 26	at Southern Miss	2	0	2	0.0-0	0.0-0	0	0-0	1-7	0	0	0	0-0	0	0	0	0	0
Oct 31	RICE	6	0	6	1.0-11	1.0-11	0	0-0	0-0	0	0	0	0-0	0	0	0	0	0
Nov 09	UTEP	5	5	10	0.0-0	0.0-0	0	0-0	0-0	0	0	0	0-0	0	0	0	0	0
Nov 23	UTSA	6	6	12	0.0-0	0.0-0	0	0-0	0-0	0	0	0	0-0	0	0	0	0	0
Nov 30	at Tulsa	3	1	4	1.5-3	0.0-0	0	0-0	0-0	0	0	0	0-0	0	0	0	0	0
Totals		44	26	70	4.0-15	1.0-11	2	2-0	3-27	0	1	0	0-0	0	0	0	0	6




Cyril Lemon • Offensive Line • Junior • 6-3 • 304 • Marble Falls, TX

2013 Highlights

Named first-team all-conference by C-USA
 Was named Midseason All-C-USA First-Team by Phil Steele
 The anchor of the North Texas offensive line, he has started all 12 games this season and 36 straight
 Only player in the nation to start every game since his freshman year and be named to the all-conference team in three straight seasons
 Been part of an offensive line that has allowed only 10 sacks on the season and the fewest sacks in the nation with 16 over the last two years
 Paved the way for Brandin Byrd to rush for over 1,000 yards
 Been part of a record-breaking offense that has set a school record for total yards in a season

NORTH TEXAS FOOTBALL

2013 MEAN GREEN BIOS



Alexander Lincoln • Defensive Line • Junior • 6-2 • 267 • Cibolo, TX

2013 Highlights

Saw action in 10 games this season with 14 tackles, 2.5 tackles for loss and 2.0 sacks
 Had one sack at Tulane and one in the victory against Rice
 Made a season-high four tackles and had 0.5 tackles for loss at Ohio
 Had one PBU and quarterback hurry

Date	Opponent	Tackles			tfl-yds	Sacks	Fumble		Pass Defense			Blkd kick	PAT Attempts			saf	pts
		ua	a	total		no-yds	ff	fr-yds	int-yds	qbh	brup		kick	rush	rcv		
Sep 07	at OHIO	0	4	4	0.0-0	0.0-0	0	0-0	0-0	0	0	0	0-0	0	0	0	0
Sep 14	BALL STATE	0	1	1	0.5-0	0.0-0	0	0-0	0-0	0	1	0	0-0	0	0	0	0
Sep 21	at Georgia	0	2	2	0.0-0	0.0-0	0	0-0	0-0	0	0	0	0-0	0	0	0	0
Oct 05	at Tulane	1	1	2	1.0-9	1.0-9	0	0-0	0-0	1	0	0	0-0	0	0	0	0
Oct 12	MIDDLE TENNESSEE	0	0	0	0.0-0	0.0-0	0	0-0	0-0	0	0	0	0-0	0	0	0	0
Oct 19	at Louisiana Tech	0	2	2	0.0-0	0.0-0	0	0-0	0-0	0	0	0	0-0	0	0	0	0
Oct 26	at Southern Miss	0	0	0	0.0-0	0.0-0	0	0-0	0-0	0	0	0	0-0	0	0	0	0
Oct 31	RICE	3	0	3	1.0-7	1.0-7	0	0-0	0-0	0	0	0	0-0	0	0	0	0
Nov 23	UTSA	0	0	0	0.0-0	0.0-0	0	0-0	0-0	0	0	0	0-0	0	0	0	0
Nov 30	at Tulsa	0	0	0	0.0-0	0.0-0	0	0-0	0-0	0	0	0	0-0	0	0	0	0
Totals		4	10	14	2.5-16	2.0-16	0	0-0	0-0	1	1	0	0-0	0	0	0	0



Blake Macek • Punter • Freshman • 5-9 • 186 • Sulphur Springs, TX

2013 Highlights

Had the highest freshman punting average in school history at 40.8 yards a kick
 Named to the Conference USA All-Freshman team as the punter
 40 percent of his punts were downed inside the 20-yard line, which ranks 15th in the nation
 Had 11 kicks of over 50-yards and a career long of 61 yards against No. 9 Georgia
 Macek had only six touchbacks on his 60 punts and had no blocked punts
 He had seven games where at least of his punts were downed inside the 20-yard line

Date	Opponent	Punting									Field Goals			Kickoffs					
		no.	yds	avg	long	blkd	tb	fc	50+	i20	md-att	long	blkd	no.	yds	avg	tb	ob	
Aug 31	IDAHO	0	0	0.0	0	0	0	0	0	0	0-0	0	0	0	0	0	0.0	0	0
Sep 07	at OHIO	7	273	39.0	53	0	1	0	1	1	0-0	0	0	0	0	0	0.0	0	0
Sep 14	BALL STATE	4	142	35.5	44	0	0	1	0	3	0-0	0	0	0	0	0	0.0	0	0
Sep 21	at Georgia	9	412	45.8	61	0	0	3	2	3	0-0	0	0	0	0	0	0.0	0	0
Oct 05	at Tulane	7	302	43.1	52	0	1	3	3	1	0-0	0	0	0	0	0	0.0	0	0
Oct 12	MIDDLE TENNESSEE	3	131	43.7	46	0	0	2	0	2	0-0	0	0	0	0	0	0.0	0	0
Oct 19	at Louisiana Tech	6	228	38.0	47	0	2	1	0	1	0-0	0	0	0	0	0	0.0	0	0
Oct 26	at Southern Miss	3	104	34.7	36	0	0	2	0	2	0-0	0	0	0	0	0	0.0	0	0
Oct 31	RICE	6	228	38.0	45	0	0	2	0	4	0-0	0	0	0	0	0	0.0	0	0
Nov 09	UTEP	4	186	46.5	52	0	1	1	2	1	0-0	0	0	0	0	0	0.0	0	0
Nov 23	UTSA	4	166	41.5	57	0	0	1	1	4	0-0	0	0	0	0	0	0.0	0	0
Nov 30	at Tulsa	7	276	39.4	56	0	1	2	2	2	0-0	0	0	0	0	0	0.0	0	0
Totals		60	2448	40.8	61	0	6	18	11	24	0-0	0	0	0	0	0	0.0	0	0

NORTH TEXAS FOOTBALL

2013 MEAN GREEN BIOS



Brandon McCoy • Defensive Line • Senior • 6-2 • 257 • Carrollton, TX

2013 Highlights

Named as the 2013 Armed Forces Merit Award Winner
 Second on the team with 5.0 sacks and 6.0 tackles for loss
 Has 31 tackles and had a season-high six against Ohio
 Had a career-high 2.0 sacks in the win over UTEP
 Leads NT with six quarterback hurries and had two PBU's
 Had 1.5 sacks in the win at Louisiana Tech and 2.0 tackles for loss at Tulsa to go along with a sack

Date	Opponent	Tackles				Sacks		Fumble		Pass Defense			Blkd	PAT Attempts			saf	pts
		ua	a	total	tfl-yds	no-yds	ff	fr-yds	int-yds	qbh	brup	kick	kick	rush	rcv			
Sep 07	at OHIO	2	4	6	0.0-0	0.0-0	0	0-0	0-0	1	0	0	0-0	0	0	0	0	0
Sep 14	BALL STATE	0	1	1	0.0-0	0.0-0	0	0-0	0-0	0	0	0	0-0	0	0	0	0	0
Sep 21	at Georgia	0	0	0	0.0-0	0.0-0	0	0-0	0-0	0	0	0	0-0	0	0	0	0	0
Oct 05	at Tulane	0	1	1	0.0-0	0.0-0	0	0-0	0-0	2	0	0	0-0	0	0	0	0	0
Oct 12	MIDDLE TENNESSEE	1	2	3	0.0-0	0.0-0	0	0-0	0-0	0	0	0	0-0	0	0	0	0	0
Oct 19	at Louisiana Tech	2	3	5	1.5-12	1.5-12	0	0-0	0-0	0	0	0	0-0	0	0	0	0	0
Oct 26	at Southern Miss	0	1	1	0.0-0	0.0-0	0	0-0	0-0	3	0	0	0-0	0	0	0	0	0
Oct 31	RICE	1	3	4	0.0-0	0.0-0	0	0-0	0-0	0	1	0	0-0	0	0	0	0	0
Nov 09	UTEP	2	1	3	2.0-10	2.0-10	0	0-0	0-0	0	0	0	0-0	0	0	0	0	0
Nov 23	UTSA	2	1	3	0.5-3	0.5-3	0	0-0	0-0	0	0	0	0-0	0	0	0	0	0
Nov 30	at Tulsa	3	1	4	2.0-10	1.0-9	0	0-0	0-0	0	1	0	0-0	0	0	0	0	0
		13	18	31	6.0-35	5.0-34	0	0-0	0-0	6	2	0	0-0	0	0	0	0	0



Shawn McKinney • Offensive Line • Junior • 6-4 • 365 • Hubbard, TX

2013 Highlights

Played in 11 games this season and made two starts at right guard
 Been part of an offensive line that has allowed only 10 sacks on the season and the fewest sacks in the nation with 16 over the last two years
 Paved the way for Brandin Byrd to rush for over 1,000 yards
 Been part of a record-breaking offense that has set a school record for total yards in a season

NORTH TEXAS FOOTBALL

2013 MEAN GREEN BIOS



Andrew McNulty • Quarterback • Sophomore • 6-1 • 210 • Iowa City, IA

2013 Highlights

Saw action in seven games this season
 Had five completions for 36 yards at No. 9 Georgia
 Finished the regular season 5-for-6 with 36 yards

Date	Opponent	Rushing				Receiving				Passing				Kick Returns				Punt Returns				all purp
		no.	yds	td	lg	no.	yds	td	lg	cmp-att-int	yds	td	lg	no.	yds	td	lg	no.	yds	td	lg	
Aug 31	IDAHO	1	-4	0	0	0	0	0	0	0-1-1	0	0	0	0	0	0	0	0	0	0	0	-4
Sep 14	BALL STATE	1	6	0	6	0	0	0	0	0-0-0	0	0	0	0	0	0	0	0	0	0	0	6
Sep 21	at Georgia	0	0	0	0	0	0	0	0	5-5-0	36	0	9	0	0	0	0	0	0	0	0	0
Oct 12	MIDDLE TENNESSEE	0	0	0	0	0	0	0	0	0-0-0	0	0	0	0	0	0	0	0	0	0	0	0
Oct 26	at Southern Miss	1	3	0	3	0	0	0	0	0-0-0	0	0	0	0	0	0	0	0	0	0	0	3
Nov 09	UTEP	0	0	0	0	0	0	0	0	0-0-0	0	0	0	0	0	0	0	0	0	0	0	0
Nov 30	at Tulsa	1	-1	0	0	0	0	0	0	0-0-0	0	0	0	0	0	0	0	0	0	0	0	-1
		4	4	0	6	0	0	0	0	5-6-1	36	0	9	0	0	0	0	0	0	0	0	4



Drew Miller • Tight End • Senior • 6-1 • 258 • Prosper, TX

2013 Highlights

Was the leading receiver among the NT tight ends with a career-high 175 receiving yards
 Miller was the fifth overall leading receiver with 15 catches
 Had the fourth best yards per catch average at 11.7 yards
 Made three catches for a season-high 44 yards in the win over UTEP
 Had a touchdown reception against UTSA

Date	Opponent	Rushing				Receiving				Passing				Kick Returns				Punt Returns				all purp
		no.	yds	td	lg	no.	yds	td	lg	cmp-att-int	yds	td	lg	no.	yds	td	lg	no.	yds	td	lg	
Aug 31	IDAHO	0	0	0	0	0	0	0	0	0-0-0	0	0	0	0	0	0	0	0	0	0	0	0
Sep 07	at OHIO	0	0	0	0	0	0	0	0	0-0-0	0	0	0	0	0	0	0	0	0	0	0	0
Sep 14	BALL STATE	0	0	0	0	2	10	0	8	0-0-0	0	0	0	0	0	0	0	0	0	0	0	10
Sep 21	at Georgia	0	0	0	0	1	26	0	26	0-0-0	0	0	0	1	15	0	15	0	0	0	0	41
Oct 05	at Tulane	0	0	0	0	1	16	0	16	0-0-0	0	0	0	0	0	0	0	0	0	0	0	16
Oct 12	MIDDLE TENNESSEE	0	0	0	0	0	0	0	0	0-0-0	0	0	0	0	0	0	0	0	0	0	0	0
Oct 19	at Louisiana Tech	0	0	0	0	1	10	0	10	0-0-0	0	0	0	0	0	0	0	0	0	0	0	10
Oct 26	at Southern Miss	0	0	0	0	3	43	0	19	0-0-0	0	0	0	0	0	0	0	0	0	0	0	43
Oct 31	RICE	0	0	0	0	0	0	0	0	0-0-0	0	0	0	0	0	0	0	0	0	0	0	0
Nov 09	UTEP	0	0	0	0	3	44	0	22	0-0-0	0	0	0	0	0	0	0	0	0	0	0	44
Nov 23	UTSA	0	0	0	0	2	10	1	6	0-0-0	0	0	0	0	0	0	0	0	0	0	0	10
Nov 30	at Tulsa	0	0	0	0	2	16	0	13	0-0-0	0	0	0	0	0	0	0	0	0	0	0	16
Totals		0	0	0	0	15	175	1	26	0-0-0	0	0	0	1	15	0	15	0	0	0	0	190

NORTH TEXAS FOOTBALL

2013 MEAN GREEN BIOS




Zach Paul • Placekicker • Sophomore • 5-9 • 185 • Frisco, TX

2013 Highlights

Has made 66.7 percent of his field goals this season and is the leading scorer for NT
 Has tied the single-season school record for most PAT's with 44.
 Was a perfect 4-for-4 in field goals in the win over Ball State, including a career-long 48 yarder
 The four field goals were tied for the third most in school history and the most in a game since 2010
 Was perfect from inside of 30-yards this season at 6-for-6
 Has made 97.7 percent of PAT's in 2013, which is tied for the fourth best percentage in school history

Date	Opponent	Punting										Field Goals			Kickoffs					
		no.	yds	avg	long	blkd	tb	fc	50+	i20	md-att	long	blkd	no.	yds	avg	tb	ob		
Aug 31	IDAHO	1	30	30.0	30	0	0	0	0	0	1	0-0	0	0	0	0	0	0.0	0	0
Sep 07	at OHIO	0	0	0.0	0	0	0	0	0	0	0	0-1	0	0	0	0	0	0.0	0	0
Sep 14	BALL STATE	0	0	0.0	0	0	0	0	0	0	4-4	48	0	0	0	0	0	0.0	0	0
Sep 21	at Georgia	1	12	12.0	12	0	0	0	0	0	0-0	0	0	0	0	0	0	0.0	0	0
Oct 05	at Tulane	0	0	0.0	0	0	0	0	0	0	0-1	0	1	0	0	0	0	0.0	0	0
Oct 12	MIDDLE TENNESSEE	0	0	0.0	0	0	0	0	0	0	2-3	22	0	0	0	0	0	0.0	0	0
Oct 19	at Louisiana Tech	0	0	0.0	0	0	0	0	0	0	0-0	0	0	0	0	0	0	0.0	0	0
Oct 26	at Southern Miss	0	0	0.0	0	0	0	0	0	0	0-0	0	0	0	0	0	0	0.0	0	0
Oct 31	RICE	0	0	0.0	0	0	0	0	0	0	0-0	0	0	0	0	0	0	0.0	0	0
Nov 09	UTEP	1	18	18.0	18	0	0	0	0	1	2-2	31	0	0	0	0	0	0.0	0	0
Nov 23	UTSA	0	0	0.0	0	0	0	0	0	0	2-3	44	0	0	0	0	0	0.0	0	0
Nov 30	at Tulsa	0	0	0.0	0	0	0	0	0	0	0-1	0	0	0	0	0	0	0.0	0	0
Totals		3	60	20.0	30	0	0	0	0	2	10-15	48	1	0	0	0	0	0.0	0	0



Reggie Pegram • Running Back • Junior • 5-9 • 221 • Dallas, TX


2013 Highlights

Third leading rusher for NT with 338 yards despite having his season end due to injury at Southern Miss
 Rushed for a season-high 88 yards and two touchdowns in the win against MTSU
 Had 74 yards and two touchdowns at Southern Miss
 At No. 9 Georgia he had 53 yards of receiving, including a career-long of 30 yards
 In the win over Ball State, Pegram rushed for 65 yards and one touchdown
 Averaged 42.2 yards a game and is tied for the fourth most points scored

Date	Opponent	Rushing				Receiving				Passing				Kick Returns				Punt Returns				all purp	
		no.	yds	td	lg	no.	yds	td	lg	cmp-att-int	yds	td	lg	no.	yds	td	lg	no.	yds	td	lg		
Aug 31	IDAHO	13	47	1	12	0	0	0	0	0-0-0	0	0	0	0	0	0	0	0	0	0	0	0	47
Sep 07	at OHIO	9	23	0	10	0	0	0	0	0-0-0	0	0	0	0	0	0	0	0	0	0	0	0	23
Sep 14	BALL STATE	11	65	1	32	0	0	0	0	0-0-0	0	0	0	0	0	0	0	0	0	0	0	0	65
Sep 21	at Georgia	3	-4	0	2	4	53	0	30	0-0-0	0	0	0	0	0	0	0	0	0	0	0	0	49
Oct 05	at Tulane	5	9	0	6	1	-4	0	0	0-0-0	0	0	0	0	0	0	0	0	0	0	0	0	5
Oct 12	MIDDLE TENNESSEE	22	88	2	18	1	7	0	7	0-0-0	0	0	0	0	0	0	0	0	0	0	0	0	95
Oct 19	at Louisiana Tech	12	36	0	8	0	0	0	0	0-0-0	0	0	0	0	0	0	0	0	0	0	0	0	36
Oct 26	at Southern Miss	19	74	2	16	0	0	0	0	0-0-0	0	0	0	0	0	0	0	0	0	0	0	0	74
Totals		94	338	6	32	6	56	0	30	0-0-0	0	0	0	0	0	0	0	0	0	0	0	0	394

NORTH TEXAS FOOTBALL

2013 MEAN GREEN BIOS




Lynrick Pleasant • Wide Receiver • Senior • 6-2 • 205 • Mesquite, TX

2013 Highlights

Had a season-high three catches for 37 yards against Idaho
 Made one grab on the road at Ohio
 Had two catches for 14 yards at No. 9 Georgia

Date	Opponent	Rushing				Receiving				Passing				Kick Returns				Punt Returns				all purp		
		no.	yds	td	lg	no.	yds	td	lg	cmp	att	int	yds	td	lg	no.	yds	td	lg	no.	yds		td	lg
Aug 31	IDAHO	0	0	0	0	3	37	0	15	0-0-0	0	0	0	0	0	0	0	0	0	0	0	0	0	37
Sep 07	at OHIO	0	0	0	0	1	6	0	6	0-0-0	0	0	0	0	0	0	0	0	0	0	0	0	0	6
Sep 14	BALL STATE	0	0	0	0	0	0	0	0	0-0-0	0	0	0	0	0	0	0	0	0	0	0	0	0	0
Sep 21	at Georgia	0	0	0	0	2	14	0	9	0-0-0	0	0	0	0	0	0	0	0	0	0	0	0	0	14
Oct 05	at Tulane	0	0	0	0	0	0	0	0	0-0-0	0	0	0	0	0	0	0	0	0	0	0	0	0	0
Oct 12	MIDDLE TENNESSEE	0	0	0	0	0	0	0	0	0-0-0	0	0	0	0	0	0	0	0	0	0	0	0	0	0
Oct 19	at Louisiana Tech	0	0	0	0	0	0	0	0	0-0-0	0	0	0	0	0	0	0	0	0	0	0	0	0	0
Oct 26	at Southern Miss	0	0	0	0	0	0	0	0	0-0-0	0	0	0	0	0	0	0	0	0	0	0	0	0	0
Oct 31	RICE	0	0	0	0	0	0	0	0	0-0-0	0	0	0	0	0	0	0	0	0	0	0	0	0	0
Nov 09	UTEP	0	0	0	0	0	0	0	0	0-0-0	0	0	0	0	0	0	0	0	0	0	0	0	0	0
Nov 30	at Tulsa	0	0	0	0	0	0	0	0	0-0-0	0	0	0	0	0	0	0	0	0	0	0	0	0	0
		0	0	0	0	6	57	0	15	0-0-0	0	0	0	0	0	0	0	0	0	0	0	0	0	57



Chad Polk • Defensive End • Sophomore • 6-0 • 220 • Dallas, TX


2013 Highlights

Made his first career start at Ohio and had a season-high four tackles
 Notched 19 total tackles, 3.5 tackles for loss and 3.0 sacks
 Had a sack in the win against Idaho, MTSU and Southern Miss.
 Forced a fumble on his sack at Southern Miss

Date	Opponent	Tackles				Sacks	Fumble		Pass Defense			Blkd kick	PAT Attempts			saf	pts	
		ua	a	total	tfl-yds		no-yds	ff	fr-yds	int-yds	qbh		brup	kick	rush			rcv
Aug 31	IDAHO	2	1	3	1.0-1	1.0-1	0	0-0	0-0	0	0	0	0-0	0	0	0	0	0
Sep 07	at OHIO	2	2	4	0.0-0	0.0-0	0	0-0	0-0	0	1	0	0-0	0	0	0	0	0
Sep 14	BALL STATE	0	2	2	0.0-0	0.0-0	0	0-0	0-0	0	0	0	0-0	0	0	0	0	0
Sep 21	at Georgia	1	0	1	0.0-0	0.0-0	0	0-0	0-0	0	0	0	0-0	0	0	0	0	0
Oct 05	at Tulane	0	3	3	0.5-1	0.0-0	0	0-0	0-0	0	0	0	0-0	0	0	0	0	0
Oct 12	MIDDLE TENNESSEE	2	1	3	1.0-4	1.0-4	0	0-0	0-0	0	0	0	0-0	0	0	0	0	0
Oct 26	at Southern Miss	1	0	1	1.0-8	1.0-8	1	0-0	0-0	0	0	0	0-0	0	0	0	0	0
Oct 31	RICE	0	0	0	0.0-0	0.0-0	0	0-0	0-0	0	0	0	0-0	0	0	0	0	0
Nov 09	UTEP	1	0	1	0.0-0	0.0-0	0	0-0	0-0	0	0	0	0-0	0	0	0	0	0
Nov 30	at Tulsa	0	1	1	0.0-0	0.0-0	0	0-0	0-0	0	0	0	0-0	0	0	0	0	0
Totals		9	10	19	3.5-14	3.0-13	1	0-0	0-0	0	1	0	0-0	0	0	0	0	0

NORTH TEXAS FOOTBALL

2013 MEAN GREEN BIOS




Daniel Prior • Tight End • Senior • 6-2 • 246 • Henderson, TX

2013 Highlights

Key blocking tight end for the record setting NT offense
 Ran for 16 yards on six carries and has made one catch for five yards
 His longest rush came against Ball State for a key first down

Date	Opponent	Rushing				Receiving				Passing				Kick Returns				Punt Returns				all purp		
		no.	yds	td	lg	no.	yds	td	lg	cmp	att	int	yds	td	lg	no.	yds	td	lg	no.	yds		td	lg
Aug 31	IDAHO	2	4	0	3	0	0	0	0	0-0-0	0	0	0	0	0	0	0	0	0	0	0	0	0	4
Sep 07	at OHIO	0	0	0	0	0	0	0	0	0-0-0	0	0	0	0	0	0	0	0	0	0	0	0	0	0
Sep 14	BALL STATE	3	8	0	4	0	0	0	0	0-0-0	0	0	0	0	0	0	0	0	0	0	0	0	0	8
Sep 21	at Georgia	0	0	0	0	0	0	0	0	0-0-0	0	0	0	0	0	0	0	0	0	0	0	0	0	0
Nov 09	UTEP	0	0	0	0	0	0	0	0	0-0-0	0	0	0	0	0	0	0	0	0	0	0	0	0	0
Nov 23	UTSA	1	4	0	4	0	0	0	0	0-0-0	0	0	0	0	0	0	0	0	0	0	0	0	0	4
Nov 30	at Tulsa	0	0	0	0	1	5	0	5	0-0-0	0	0	0	0	0	0	0	0	0	0	0	0	0	5
Totals		6	16	0	4	1	5	0	5	0-0-0	0	0	0	0	0	0	0	0	0	0	0	0	0	21



Jarrian Roberts • Defensive Line • Sophomore • 6-2 • 238 • Clarksville, TX


2013 Highlights

Returned a blocked punt for a touchdown in the win at Tulsa
 Against Idaho, Roberts had a career-high three tackles, 2.0 sacks and 2.0 tackles for loss
 Had a 0.5 tackles for loss in the win against UTEP and one tackle

Date	Opponent	Tackles				Sacks no-yds	Fumble		Pass Defense			Blkd kick	PAT Attempts			saf	pts	
		ua	a	total	tfl-yds		ff	fr-yds	int-yds	qbh	brup		kick	rush	rcv			
Aug 31	IDAHO	3	0	3	2.0-11	2.0-11	0	0-0	0-0	0	0	0	0-0	0	0	0	0	0
Sep 07	at OHIO	0	0	0	0.0-0	0.0-0	0	0-0	0-0	0	0	0	0-0	0	0	0	0	0
Sep 14	BALL STATE	0	0	0	0.0-0	0.0-0	0	0-0	0-0	0	0	0	0-0	0	0	0	0	0
Sep 21	at Georgia	0	0	0	0.0-0	0.0-0	0	0-0	0-0	0	0	0	0-0	0	0	0	0	0
Oct 12	MIDDLE TENNESSEE	0	0	0	0.0-0	0.0-0	0	0-0	0-0	0	0	0	0-0	0	0	0	0	0
Oct 19	at Louisiana Tech	0	0	0	0.0-0	0.0-0	0	0-0	0-0	0	0	0	0-0	0	0	0	0	0
Oct 26	at Southern Miss	0	0	0	0.0-0	0.0-0	0	0-0	0-0	0	0	0	0-0	0	0	0	0	0
Nov 09	UTEP	0	1	1	0.5-2	0.0-0	0	0-0	0-0	0	0	0	0-0	0	0	0	0	0
Nov 23	UTSA	0	0	0	0.0-0	0.0-0	0	0-0	0-0	0	0	0	0-0	0	0	0	0	0
Nov 30	at Tulsa	0	0	0	0.0-0	0.0-0	0	0-0	0-0	0	0	0	0-0	0	0	0	0	6
Totals		3	1	4	2.5-13	2.0-11	0	0-0	0-0	0	0	0	0-0	0	0	0	0	6

NORTH TEXAS FOOTBALL

2013 MEAN GREEN BIOS




Darnell Smith • Wide Receiver • Senior • 6-1 • 203 • Garland, TX

2013 Highlights

Named to the Conference USA Honorable Mention team
 Leading receiver for North Texas this season with a career-high 65 catches for 716 yards and three TD's
 Ranks fourth in C-USA in receptions and sixth in yards per game
 Has the most receiving yards by a Mean Green player since 2008 with 716
 Was named Midseason All-C-USA Third-Team by Phil Steele
 Had a career-high 13 catches for 115 yards against UTSA
 Had a 62-yard touchdown grab against Tulane and 130-yards receiving
 Made nine catches against Ohio and Ball State
 Had a 20-yard touchdown catch at Ohio and 89 yards receiving
 Has two 100-yard receiving games this season

Date	Opponent	Rushing				Receiving				Passing				Kick Returns				Punt Returns				all purp			
		no.	yds	td	lg	no.	yds	td	lg	cmp	att	int	yds	td	lg	no.	yds	td	lg	no.	yds		td	lg	
Aug 31	IDAHO	0	0	0	0	4	79	0	46	0	0	0	0	0	0	0	0	0	0	0	0	0	0	79	
Sep 07	at OHIO	0	0	0	0	9	89	1	20	0	0	0	0	0	0	0	0	0	0	0	0	0	0	89	
Sep 14	BALL STATE	0	0	0	0	9	64	0	13	0	0	0	0	0	0	0	0	0	0	0	0	0	0	64	
Sep 21	at Georgia	0	0	0	0	6	39	1	20	0	0	0	0	0	0	0	0	0	0	0	0	0	0	39	
Oct 05	at Tulane	0	0	0	0	8	130	1	62	0	0	0	0	0	0	0	0	0	0	0	0	0	0	130	
Oct 12	MIDDLE TENNESSEE	0	0	0	0	5	44	0	13	0	0	0	0	0	0	0	0	0	0	0	0	0	0	44	
Oct 19	at Louisiana Tech	0	0	0	0	4	65	0	35	0	0	0	0	0	0	0	0	0	0	0	0	0	0	65	
Oct 26	at Southern Miss	0	0	0	0	1	8	0	8	0	0	0	0	0	0	0	0	0	0	0	0	0	0	8	
Oct 31	RICE	0	0	0	0	0	0	0	0	0	0	0	0	0	0	0	0	0	0	0	0	0	0	0	
Nov 09	UTEP	0	0	0	0	3	32	0	13	0	0	0	0	0	0	0	0	0	0	0	0	0	0	32	
Nov 23	UTSA	0	0	0	0	13	115	0	25	0	0	0	0	0	0	0	0	0	0	0	0	0	0	115	
Nov 30	at Tulsa	0	0	0	0	3	51	0	32	0	0	0	0	0	0	0	0	0	0	0	0	0	0	51	
Totals		0	0	0	0	65	716	3	62	0	0	0	0	0	0	0	0	0	0	0	0	0	0	0	716



Darius Terrell • Wide Receiver • Junior • 6-3 • 212 • DeSoto, TX

2013 Highlights

Made five catches for 59 yards and a touchdown
 Had a 30-yard touchdown grab against Idaho and two receptions in the game
 Made two catches for 19 yards in the win over Tulsa

Date	Opponent	Rushing				Receiving				Passing				Kick Returns				Punt Returns				all purp			
		no.	yds	td	lg	no.	yds	td	lg	cmp	att	int	yds	td	lg	no.	yds	td	lg	no.	yds		td	lg	
Aug 31	IDAHO	0	0	0	0	2	34	1	30	0	0	0	0	0	0	0	0	0	0	0	0	0	0	0	34
Sep 14	BALL STATE	0	0	0	0	0	0	0	0	0	0	0	0	0	0	0	0	0	0	0	0	0	0	0	0
Sep 21	at Georgia	0	0	0	0	1	6	0	6	0	0	0	0	0	0	0	0	0	0	0	0	0	0	0	6
Oct 05	at Tulane	0	0	0	0	0	0	0	0	0	0	0	0	0	0	0	0	0	0	0	0	0	0	0	0
Oct 12	MIDDLE TENNESSEE	0	0	0	0	0	0	0	0	0	0	0	0	0	0	0	0	0	0	0	0	0	0	0	0
Oct 26	at Southern Miss	0	0	0	0	0	0	0	0	0	0	0	0	0	0	0	0	0	0	0	0	0	0	0	0
Oct 31	RICE	0	0	0	0	0	0	0	0	0	0	0	0	0	0	0	0	0	0	0	0	0	0	0	0
Nov 09	UTEP	0	0	0	0	0	0	0	0	0	0	0	0	0	0	0	0	0	0	0	0	0	0	0	0
Nov 23	UTSA	0	0	0	0	2	19	0	12	0	0	0	0	0	0	0	0	0	0	0	0	0	0	0	19
Totals		0	0	0	0	5	59	1	30	0	0	0	0	0	0	0	0	0	0	0	0	0	0	0	59

NORTH TEXAS FOOTBALL

2013 MEAN GREEN BIOS




Marcus Trice • Defensive Back • Senior • 5-8 • 193 • Mesquite, TX

2013 Highlights

Named first-team all-conference by C-USA
 Leads NT with five interceptions and eight PBU's
 Tied for 3rd in C-USA in interceptions and seventh in PBU's
 Third on the team in tackles with a career-high 83 and 14th in C-USA
 Has 4.5 tackles for loss and two forced fumbles
 Leads NT with three blocked kicks on the year, two punts and one field goal
 Blocked a punt that resulted in a touchdown at No. 9 Georgia
 Notched a career-high 14 tackles and had an interception at Ohio
 Blocked a field goal against Idaho
 Had five or more tackles in 10 of 12 games
 Had two interceptions in the victory over Rice, including the game clinching pick
 Notched an interception at Southern Miss and had two PBU's

Date	Opponent	Tackles				Sacks no-yds	Fumble		Pass Defense			Blkd kick	PAT Attempts			saf	pts
		ua	a	total	tfl-yds		ff	fr-yds	int-yds	qbh	brup		kick	rush	rcv		
Aug 31	IDAHO	5	0	5	0.0-0	0.0-0	1	0-0	0-0	0	0	1	0-0	0	0	0	0
Sep 07	at OHIO	6	8	14	0.0-0	0.0-0	0	0-0	1-17	0	0	0	0-0	0	0	0	0
Sep 14	BALL STATE	2	7	9	0.0-0	0.0-0	0	1-0	0-0	0	1	0	0-0	0	0	0	0
Sep 21	at Georgia	4	3	7	0.0-0	0.0-0	0	0-0	0-0	0	0	1	0-0	0	0	0	0
Oct 05	at Tulane	4	2	6	0.0-0	0.0-0	0	0-0	0-0	0	0	0	0-0	0	0	0	0
Oct 12	MIDDLE TENNESSEE	2	1	3	0.0-0	0.0-0	0	0-0	0-0	0	1	0	0-0	0	0	0	0
Oct 19	at Louisiana Tech	4	1	5	0.0-0	0.0-0	0	0-0	0-0	0	1	0	0-0	0	0	0	0
Oct 26	at Southern Miss	5	1	6	0.0-0	0.0-0	0	0-0	1-24	0	2	0	0-0	0	0	0	0
Oct 31	RICE	5	4	9	2.0-3	0.0-0	1	0-0	2-7	0	1	0	0-0	0	0	0	0
Nov 09	UTEP	2	2	4	1.0-1	1.0-1	0	0-0	0-0	0	0	0	0-0	0	0	0	0
Nov 23	UTSA	6	3	9	1.0-1	0.0-0	0	0-0	1-14	0	1	1	0-0	0	0	0	0
Nov 30	at Tulsa	0	6	6	0.5-1	0.0-0	0	0-0	0-0	0	1	0	0-0	0	0	0	0
Totals		45	38	83	4.5-6	1.0-1	2	1-0	5-62	0	8	3	0-0	0	0	0	0



Zac Whitfield • Defensive Back • Sophomore • 5-9 • 190 • Sherman, TX


2013 Highlights

Tied for second with three interceptions and has a team-high 98 interception return yards
 Made two interceptions in the win at Louisiana Tech
 Had an interception return for a TD of 56-yards in the road victory at Louisiana Tech
 Made the game clinching interception late in the game at Louisiana Tech
 Was named C-USA Player of the Week after his two interception game at Louisiana Tech
 Grabbed his third interception at Tulsa and had a return of 32-yards
 Has 19 tackles and two PBU's

Date	Opponent	Tackles				Sacks no-yds	Fumble		Pass Defense			Blkd kick	PAT Attempts			saf	pts
		ua	a	total	tfl-yds		ff	fr-yds	int-yds	qbh	brup		kick	rush	rcv		
Aug 31	IDAHO	2	1	3	0.0-0	0.0-0	0	0-0	0-0	0	0	0	0-0	0	0	0	0
Sep 07	at OHIO	3	1	4	0.0-0	0.0-0	0	0-0	0-0	0	1	0	0-0	0	0	0	0
Sep 14	BALL STATE	2	0	2	0.0-0	0.0-0	0	0-0	0-0	0	0	0	0-0	0	0	0	0
Sep 21	at Georgia	0	0	0	0.0-0	0.0-0	0	0-0	0-0	0	0	0	0-0	0	0	0	6
Oct 05	at Tulane	1	0	1	0.0-0	0.0-0	0	0-0	0-0	0	1	0	0-0	0	0	0	0
Oct 12	MIDDLE TENNESSEE	1	0	1	0.0-0	0.0-0	0	0-0	0-0	0	0	0	0-0	0	0	0	0
Oct 19	at Louisiana Tech	1	1	2	0.0-0	0.0-0	0	0-0	2-66	0	0	0	0-0	0	0	0	6
Oct 26	at Southern Miss	3	0	3	0.0-0	0.0-0	0	0-0	0-0	0	0	0	0-0	0	0	0	0
Oct 31	RICE	0	0	0	0.0-0	0.0-0	0	0-0	0-0	0	0	0	0-0	0	0	0	0
Nov 09	UTEP	0	0	0	0.0-0	0.0-0	0	0-0	0-0	0	0	0	0-0	0	0	0	0
Nov 23	UTSA	1	1	2	0.0-0	0.0-0	0	0-0	0-0	0	0	0	0-0	0	0	0	0
Nov 30	at Tulsa	1	0	1	0.0-0	0.0-0	0	0-0	1-32	0	0	0	0-0	0	0	0	0
Totals		15	4	19	0.0-0	0.0-0	0	0-0	3-98	0	2	0	0-0	0	0	0	12

NORTH TEXAS FOOTBALL

2013 MEAN GREEN BIOS



Will Wright • Linebacker • Senior • 6-2 • 221 • Garland, TX

2013 Highlights

Tied for fourth with 71 tackles and is third with 6.5 tackles for loss
 Has five PBU's and two interceptions, along with 1.0 sack
 Made the game-winning interception in the comeback win over Ball State in the 4th quarter
 Had 10 tackles against UTSA and has made nine tackles on two other occasions
 Wright opened the season with a tackle for loss in two straight games and had a PBU in each game
 Had six tackles at Tulane and his only sack of the season

Date	Opponent	Tackles				Sacks no-yds	Fumble		Pass Defense			Blkd kick	PAT Attempts					
		ua	a	total	tfl-yds		ff	fr-yds	int-yds	qbh	brup		kick	rush	rcv	saf	pts	
Aug 31	IDAHO	3	1	4	1.0-6	0.0-0	0	0-0	0-0	0	1	0	0-0	0	0	0	0	0
Sep 07	at OHIO	4	4	8	1.0-3	0.0-0	0	0-0	0-0	0	1	0	0-0	0	0	0	0	0
Sep 14	BALL STATE	1	2	3	0.0-0	0.0-0	0	0-0	1-0	0	0	0	0-0	0	0	0	0	0
Sep 21	at Georgia	3	2	5	0.0-0	0.0-0	0	0-0	1-0	0	1	0	0-0	0	0	0	0	0
Oct 05	at Tulane	5	1	6	1.0-4	1.0-4	0	0-0	0-0	0	0	0	0-0	0	0	0	0	0
Oct 12	MIDDLE TENNESSEE	3	1	4	1.0-3	0.0-0	0	0-0	0-0	0	0	0	0-0	0	0	0	0	0
Oct 19	at Louisiana Tech	3	5	8	0.5-2	0.0-0	0	0-0	0-0	0	0	0	0-0	0	0	0	0	0
Oct 26	at Southern Miss	0	0	0	0.0-0	0.0-0	0	0-0	0-0	0	0	0	0-0	0	0	0	0	0
Oct 31	RICE	5	4	9	0.0-0	0.0-0	0	0-0	0-0	0	1	0	0-0	0	0	0	0	0
Nov 09	UTEP	2	3	5	0.0-0	0.0-0	0	0-0	0-0	0	0	0	0-0	0	0	0	0	0
Nov 23	UTSA	4	6	10	1.0-5	0.0-0	0	0-0	0-0	0	1	0	0-0	0	0	0	0	0
Nov 30	at Tulsa	5	4	9	1.0-1	0.0-0	0	0-0	0-0	0	0	0	0-0	0	0	0	0	0
Totals		38	33	71	6.5-24	1.0-4	0	0-0	2-0	0	5	0	0-0	0	0	0	0	0



Mason Y'Barbo • Offensive Line • Junior • 6-2 • 307 • Sulphur Springs, TX

2013 Highlights

Named second-team all-conference by C-USA
 Was named Midseason All-C-USA Third-Team by Phil Steele
 Started all 12 games
 Recovered a fumble for a touchdown at Tulane
 Been part of an offensive line that has allowed only 10 sacks on the season and the fewest sacks in the nation with 16 over the last two years
 Paved the way for Brandin Byrd to rush for over 1,000 yards
 Been part of a record-breaking offense that has set a school record for total yards in a season

NORTH TEXAS FOOTBALL

SportsDayDFW

Powered by *The Dallas Morning News*

COWBOYS MAVERICKS STARS RANGERS COLLEGES HIGH SCHOOLS MORE

Gosselin: An infusion of money (and lots of it) has bought North Texas a future in D-I football

 387  61  0  Share  0  AA 

Rick Gosselin

rgosselin@dallasnews.com

Published: 15 October 2013 09:25 PM

Updated: 15 October 2013 09:25 PM

DENTON — I've driven by Apogee Stadium dozens of times in the past few years. It's hard to miss the "wings of an eagle" grandstands in the east end zone that peer out at I-35.

I finally decided to take a peek inside the home of North Texas football last weekend and visit Apogee for a game. I saw something I didn't expect to see: a Division I football team.

North Texas has been Division I in name for a long time. What I saw Saturday night was a Division I football team in ability.

Sure, the opponent was Middle Tennessee State, hardly a football superpower. But Middle Tennessee did return 17 starters from a team that won eight games in 2012, including an upset at Georgia Tech.

North Texas schooled the Blue Raiders, dominating on offense, defense and special teams in a 34-7 victory to improve to 3-3. It a game the Mean Green managed to win on form — and form victories have been few and far between over the last 10 years as athletic director Rick Villarreal has labored to build the program.

North Texas officially arrived as a legitimate D-I program on Sept. 21 when the Mean Green went to Georgia to play the then 10th-ranked Bulldogs. A 32 1/2-point underdog, North Texas played Georgia evenly deep into the third quarter, sitting on a 21-21 tie before its lack of depth surfaced late and the SEC power prevailed, 45-21.

Middle Tennessee represented the first home game for North Texas since that showing. I wanted to see how the Mean Green would be greeted and treated by the home folks.

Only 21,000 showed up. I expected more. So did the school.

"I'm not disappointed, but I'm not satisfied," Villarreal said. "This is a building process and we're making progress."

But to understand where North Texas is, you first must understand how far the Mean Green has come.

When Villarreal was hired in 2001, he discovered a photo on his desk.

"It was a picture of the last home game before I took the job," Villarreal said. "I could count the people in the stands — 187 of them. At the very top there was written 'Good luck.' I don't know who left it, but I've kept it on my desk."

It was a slap of reality. Then Villarreal met with the Board of Regents and passed out slips of paper with his own slap of reality.

"I told them if we're going to be successful in athletics, this is how much money we're going to have to spend in the next 10 years: \$125 million," Villarreal said. "They about choked on it."

"But between 1979 and 2000, they spent less than \$1.5 million on the infrastructure for the entire athletic department. For almost 25 years, there was no real commitment to the program."

So the Mean Green started spending money and making a commitment. Villarreal needed to get his team out of dumpy Fouts Field and into a fan-friendly stadium. He accomplished that in 2011 when the Mean Green moved into Apogee.

Villarreal needed to hire a coach who knew his way around Division I football. He accomplished that in 2011 as well when he hired

NORTH TEXAS FOOTBALL

Dan McCarney, who had been the head man at Iowa State for 12 years and had taken the Cyclones to five bowls.

Villarreal knew he had to get North Texas into a conference with multiple bowl ties and recognizable opponents — foes that could attract fans to the 31,000-seat Apogee. He knew he had to put the school's days in the Missouri Valley, Southland and Sun Belt conferences behind him.

Villarreal accomplished that in 2012 when the Mean Green accepted an invitation to join Conference USA, where schools such as Louisiana Tech, Marshall, Rice, Southern Miss and Tulane would become rivals.

In the meantime, McCarney has been stocking the roster with Division I-caliber players who could raise the level of expectation on the field. And he's seen the progress. North Texas lost to Alabama 41-0 in 2011 and LSU 41-14 in 2012 before giving Georgia a game.

"Slowly but surely, in small steps and strides, we're closing the gap and getting a little bit better," McCarney said. "You go through situations where you go nose-to-nose, toe-to-toe ... You execute, do some good things and then build on it — and realize you can do it against anybody in college football."

North Texas has spent \$117 million of what Villarreal projected. Now all he needs is a full stadium to complete the North Texas transformation into a Division I program. The Mean Green has yet to sell out Apogee for a game.

"The most important thing we can do is keep winning games," McCarney said. "More people will come."

Listen to Rick Gosselin at 10:50 a.m. Tuesdays on The Ticket (KTCK-AM 1310) with Norm Hitzges.

Follow Rick Gosselin on Twitter at @RickGosselinDMN

NORTH TEXAS FOOTBALL

Football: Preseason snub avenged

Mean Green lands 12 players on All-Conference USA team

By Brett Vito / Staff Writer

bvito@dentonrc.com

Published: 10 December 2013 11:20 PM

The good news keeps on coming for North Texas.

Just two days after UNT received an invitation to the Heart of Dallas Bowl, several of the key players who made a breakout season possible were named to the All-Conference USA team.

UNT had 12 players named to the team overall, including four who earned a spot on the first team. Placing such a large contingent on the team represented a dramatic improvement from earlier this year when UNT failed to have a single player named to the Preseason All-C-USA team.

Offensive lineman Cyril Lemon, linebacker Zach Orr, safety Marcus Trice and Brelan Chancellor were named to the first team. Chancellor was named to the first team as both a punt returner and kick returner.

Offensive lineman Mason Y'Barbo and defensive end Aaron Bellazin were on the second team, where Chancellor earned a spot as a wide receiver.

Running back Brandin Byrd, wide receiver Darnell Smith, defensive lineman Richard Abbe, linebacker Derek Akunne, safety Lairamie Lee and cornerback Kenny Buyers received honorable mention on the team, which was selected by C-USA's 14 head coaches.

UNT center Kaydon Kirby and punter Blake Macek were named to the all-freshman team.

C-USA will announce the league's players of the year today.

Being named to the All-C-USA team was another milestone in a season full of them for Orr, Trice, Chancellor, Bellazin, Byrd, Smith and Abbe. All seven are key members of a senior class that has helped guide UNT during its turnaround season.

UNT finished the regular season at 8-4, a performance that landed the Mean Green its first bowl bid since 2004.

"I can't even put into words what this means for our seniors," UNT head coach Dan McCarney said after the Mean Green found out Sunday it is headed to the Heart of Dallas Bowl. "When the torch was passed to these guys last year, they put their foot in the ground and said let's be different. We have one more shot together as a team."

Rice, which won C-USA's West Division and beat Marshall in the league's championship game, led the all-conference team with five first-team players. UNT also earned five first-team slots, with Chancellor's selection as both the punt and kick returner.

The 14 total spots UNT earned on the team tied for second most in school history and is the highest for the program since the 2002 season, when the Mean Green won the Sun Belt title and beat Cincinnati in the New Orleans Bowl.

UNT has won six of its last seven games, its best run since winning four straight Sun Belt titles from 2001-04.

"It seemed like it was destined to happen," Orr said late in the year of UNT's breakout season. "We felt that way coming into the year — that we had a good squad and we were going to play in some meaningful games."

UNT's all-conference players helped the Mean Green reach that point.

Orr leads UNT with 114 tackles, a total that ranks third in C-USA, to go with four fumble recoveries and 11 tackles for loss.

Chancellor leads the league in kickoff return average (28.1 yards per attempt) and punt return average (16.8 yards per attempt).

Trice's five interceptions are the most among UNT players and rank third in C-USA. He has 83 tackles and

NORTH TEXAS FOOTBALL

eight pass breakups on the season.

Lemon has been named all-conference in each of his three seasons at UNT and earned first-team honors for the first time. The junior combined with Y'Barbo to help UNT head into the bowl season tied with Alabama and Tulsa for sixth nationally with 10 sacks allowed.

Bellazin is tied with Cory Henry of Florida Atlantic and Derrell Johnson of East Carolina for the C-USA lead with 7 1/2 sacks through the end of the regular season.

McCarney will benefit financially from turnaround

McCarney already has triggered one bonus clause in his contract for leading UNT to the Heart of Dallas Bowl and could reach another, depending on how the Mean Green fares against UNLV.

McCarney received a \$15,000 bonus for leading UNT to a bowl game.

There also is a provision in McCarney's contract that will pay him an additional \$20,000 if UNT finishes in the top 60 of the final BCS standings.

UNT is sitting at No. 60 heading into the bowl season and likely would at least hold its position with a win over the Rebels.

UNT athletic director Rick Villarreal confirmed last week that the school is in talks with McCarney on an extension of his original contract.

McCarney signed a five-year deal with UNT after taking over the program shortly after the end of the 2010 season.

BRETT VITO can be reached at 940-566-6870 and via Twitter at @brettvito.

NORTH TEXAS FOOTBALL

Football: Staying connected

Skladany's knowledge creates special bond with McCarney, players

By Brett Vito / Staff Writer

bvito@dentonrc.com

Published: 20 November 2013 11:15 PM

North Texas linebacker Zach Orr could hardly believe the subject his defensive coordinator brought up earlier this year.

Orr and his teammates have always marveled at the breadth of John Skladany's knowledge when it comes to football and a whole lot else. The senior just never expected the 65-year-old college football lifer to bring up pop-culture sensation Miley Cyrus.

"He mentioned that she did something crazy," Orr said. "We all thought, 'What? How does he know about her?'"

"That's what makes him so special to play for — he has that connection with us. He knows the rappers we listen to and can relate to us. That's what we find too funny. We are like, 'Coach knows about this kind of stuff?'"

UNT's players realized long ago that Skladany knows a lot about football — particularly defense — in addition to what might be on their girlfriends' MP3 players. It's Skladany's football knowledge and his ability to connect with his players that have allowed him to lead a defensive renaissance at UNT that is at the heart of its turnaround season.

UNT hasn't allowed more than 16 points in a game while ripping off five straight victories heading into a game against Texas-San Antonio on Saturday at Apogee Stadium. That run has the Mean Green rolling at 7-3 and well on its way to ending an eight-year bowl drought.

The journey has been a rewarding one for Skladany, who has rebuilt UNT's defense while working with Mean Green head coach Dan McCarney for the second time in his career.

The two spent 10 years together at Iowa State, the site of their first reclamation project, and are in their second year working together at UNT.

"We love the games and the players," Skladany said. "That's what keeps you going and keeps you young — dealing with the players. They are fun, and you have to make the game fun for them. It's a lot of hard work. You have to enjoy your teammates, your fellow coaches and coming to work."

There is little doubt that is the case with Skaldany, who has quickly found a comfort zone at UNT, not only because of his relationship with McCarney but also with the players. Orr and senior safety Marcus Trice compared Skladany to a wizard, describing him as a wise old man and something of a father figure.

Skladany, who is tall, thin and often grows out his gray beard, certainly looks the part.

"He's funny and makes it fun to play football," Trice said. "He teaches the game in its purest form. Play fast, play physical and everything else will work out. He makes the game easy and simple to play, and he can relate to players."

The collected wisdom of John Skladany

Skladany has been a defensive coordinator for 19 years when one adds up his stints across the country, from Ohio to Iowa State to Houston to Central Florida and now UNT.

Along the way, he's refined his 4-3 scheme that he says is a key reason for his success.

The scheme isn't the most complex of defenses, but it works for Skladany, largely because it isn't all that complicated, and because it's something he and McCarney, a defensive coach by trade, know so well.

"We are very structured with our scheme," Skladany said. "There has to be a lot of discipline to it. We teach our kids how to tackle, how to get off blocks, how to read keys and put them in the best position to be successful. Once that happens with a unit and a program, that is where the consistency comes in."

NORTH TEXAS FOOTBALL

UNT's players say nothing matters more to Skladany than the fundamentals. He drills them on tackling, being in the right position and being accountable.

"What John is doing with our defense right now is no surprise to me or anyone of us who know John or have worked with him," McCarney said. "He is relentless, his work ethic is amazing and he understands the game."

McCarney is known as a workout warrior who heads to the gym every day. Skladany is usually right there with him.

Sometimes McCarney and Skladany will just sit in an office and talk about life and football, a game both still have a love for after more than 30 years in coaching.

"John hasn't lost one bit of energy," McCarney said. "He thrives on challenges and wants to be the best and turn this program around."

Those traits have been evident throughout the season.

UNT has not allowed an offensive touchdown in the second half of six of 10 games this season and made an epic goal line stand in a win over Rice. UNT held the Owls scoreless on eight plays from inside its 6-yard line.

"Our players have taken on his personality," McCarney said of Skladany. "Don't back down from a challenge. Be tough, be physical, be relentless, do it with pride and make people proud."

A lasting connection

McCarney still remembers the exact circumstances surrounding his decision to hire Skladany the first time around at Iowa State.

He was in Orlando, Fla., at the national coaches convention after his second season as a head coach. McCarney was looking for a new defensive coordinator and planned to interview Skladany and Mike Nelson.

"I interviewed John for the defensive line job and was so impressed that I offered him the coordinator job and brought in Mike Nelson as my defensive line coach," McCarney said. "My life and my program have changed because I have those guys with me."

McCarney and Skladany teamed up to take Iowa State to five bowl games in six years, beginning in 2000.

"We have as good a working relationship as any head coach and defensive coordinator in the country," McCarney said. "It goes back to mutual respect and caring. I am so glad he is here. He can flat-out coach."

UNT's players enjoy watching McCarney and Skladany yelp at each other in practice, each pushing the other, and by extension their players, to be the best they can be.

Having Skladany back at his side has been special for McCarney because it wasn't a certainty when he received a second chance to be a head coach at UNT. At the time, Skladany was the defensive coordinator at Central Florida, which in 2011 ranked ninth nationally in scoring defense (18.33 points allowed per game) and total defense (303.3 yards allowed per game).

UCF coach George O'Leary fired Skladany despite a solid year, but UNT already had a defensive coordinator in Clint Bowen.

"We talked right after it happened, but he didn't have anything," Skladany said. "He called later and said he might have an opportunity."

Bowen was on the verge of taking a job at Kansas and eventually returned to his alma mater.

Skladany was on his way to rejoining McCarney in a matter of weeks for what is likely their last run together. McCarney is 60 and, like Skladany, likely at his last coaching stop, especially if UNT continues to thrive.

"I'm very happy here and comfortable with Mac," Skladany said. "I'm not interested in a whole lot else right now."

There isn't anyone else McCarney would rather see guide his defense. He has too much respect for Skladany because of his work ethic and talent, not to mention his ability to connect with players and take them by surprise once in a while with a pop-culture reference or two.

If McCarney has his way, he will head south with his good friend after one more turnaround story both he and Skladany say is already underway at UNT.

"When we retire, we are going to go to Florida," McCarney said. "Hopefully, it's several years off. I'm going to

NORTH TEXAS FOOTBALL

html

Star-Telegram

North Texas senior credits Army for turnaround

Posted Wednesday, Oct. 30, 2013

BY JOHN HENRY

Special to the Star-Telegram

Brandon McCoy's road to his role as a defensive end on North Texas' resurgent football program required a detour for a transformative experience.

Kicked out of his home after being kicked out of two high schools — the last after he was caught cheating at an alternative school — McCoy appeared set on a life of chasing his demons rather than quarterbacks.

"The military really gave me the foundation to change my life," said McCoy, now a 28-year-old senior. "I give credit to God, but going to the Army really made me understand that life isn't about me. Everything doesn't revolve around me.

"It made me selfless, gave me values and morals. It instilled in me to always work for the person next to you. The Army was everything."

Today, "Sarge" is a big contributor to the Mean Green's eight-man defensive line rotation that includes Everman's Aaron Bellazin and looked up to by his teammates.

McCoy has also been recognized nationally.

McCoy is a nominee — and likely a leading candidate — for the Armed Forces Merit Award, presented to the person within the realm of football who best exemplifies the spirit of the U.S. armed forces.

The winner will be announced on Veteran's Day.

McCoy's prospective big moment coincides with a potential defining moment for the Mean Green football team.

North Texas plays Conference USA West Division co-leader Rice (4-0 CUSA, 6-2 overall) at 6:30 p.m. Thursday at Apogee Stadium.

The Mean Green, at 3-1 in conference play, are a game back of the Owls and Tulane. A victory would make 5-3 North Texas bowl eligible, three years after being considered — in the words of its coach — among the worst programs in FBS.

It's hard to imagine North Texas on the verge of becoming a C-USA football stronghold without this class of senior leaders, which includes captain Zach Orr, quarterback Derek Thompson and defensive lineman Richard Abbe and McCoy, all four-year players in the program and each members of a 2-10 team in the last year of former coach Todd Dodge and 3-9 in the first year under Dan McCarney.

McCoy was an unlikely walk-on on the 2010 team, yet a changed man.

While his peers navigated science and the humanities, McCoy was in boot camp and eventually found himself in the battle fields of Iraq for 13 months as part of his 4 1/2 year commitment to the Army.

McCoy said he entered an unwilling soldier, but he left with a new life and goals after a much-needed intervention.

"He's humble and appreciative of the opportunity here," said McCarney, who put the 6-foot-2, 257-pound McCoy on scholarship. "It goes back to who he is, the character."

A changed person

McCoy's first year in the service of Uncle Sam was admittedly a rocky road.

He wasn't ready to "buy in."

That changed in an instant one night during a 17-day field-training stretch.

"I remember as if it just happened," McCoy said.

McCoy was pulling a 24-hour stint. Among his duties was to keep a log of radio calls.

While his colleagues were running through their missions, he fell asleep for 2 1/2 hours before being awakened by a major.

"He gave me the worst butt-chewing I ever had," McCoy said. "But it wasn't just yelling at me."

Rather, the major said he wanted McCoy to become a better soldier, a better person and to know that everybody has a responsibility and

NORTH TEXAS FOOTBALL

no matter how small it might be it still has to be met or people could get hurt.

McCoy said he was given 14 days of restricted duty on post.

He had gotten in trouble again. Nothing had changed since high school at Carrollton Creekview.

"I told myself that this would be the last time," McCoy said. "I won't continue to do this. I took on the traditions and values of the military."

And he vowed to always "put others before me."

He never looked back. And he started dreaming. Dreaming of playing college football.

He had, after all, been the best athlete at just about every Army competition on post. For three years, McCoy began to train for a purpose outside of the Army.

Focused on the turnaround

McCoy came home to Dallas and wrote coaches at North Texas, telling them what he wanted to do.

In 2010, the walk-on freshman played in 11 games. In 2011, he had 44 tackles, including 7.5 for loss. He also had 4.5 sacks.

McCoy was selected a captain in 2012, but injuries limited him to nine games.

A weight gain during the summer left him not feeling as "springy."

He's trying to get down to 250 pounds.

"There have been times I've been really good" this season, said McCoy, who has 17 tackles and 1.5 sacks. "Other times I could have played better.

"I'm going to show a lot better football player" in the days and weeks ahead.

McCoy has already earned a degree in kinesiology and is in his first semester of a master's program in recreation and sports nutrition.

He has plans.

But first, McCoy wants to finish out his part in turning around North Texas' football program.

Where this season ends will play out in the coming weeks. First things first: Rice.

McCarney is fond of saying "there is something special about this team."

The coach boasts that this senior class doesn't want to be forgotten easily, lost in another losing season.

"They want to be remembered," McCarney said.

Gone is the culture of losing that shadowed the football field, leaving players embarrassed to wear their gear around campus, McCoy said.

"It means a lot to us," McCoy said, referring to his senior teammates that have been through the worst. "To come to this year and these same seniors who have been going through such valleys and now our senior year ... we're a really good football team."

It's also still about the experiences, McCoy said.

McCoy said he plans to take his experiences with him in a career in education.

When his playing days are over, McCoy, who has a wife, Teresa, and two children, wants to teach and coach at the middle school level because "that's where I started to go wrong."

"We all learn from each other," McCarney said. "He has more of an impact on this team than he realizes. I love him, I respect him."

NORTH TEXAS FOOTBALL

Football: Road most traveled



Al Key/DRC

North Texas senior defensive end Brandon McCoy speaks at a news conference at Apogee Stadium on Monday, announcing McCoy as the Armed Forces Merit Award winner.

Army put Armed Forces Merit Award winner ‘Sarge’ on path to realize dream

By Brett Vito / Staff Writer

bvito@dentonrc.com

Published: 11 November 2013 11:44 PM

Brandon McCoy stood in front of a room full of friends and family on Monday and reflected on how far he traveled to arrive at one of the most prestigious honors of his college career.

McCoy spent four and a half years in the Army after a troubled childhood and four years developing into one of North Texas' top players and leaders.

The journey changed McCoy's life and caught the attention of the Football Writers Association of America, which presented him with the Armed Forces Merit Award on Veterans Day at Apogee Stadium.

"It is pretty special," McCoy said. "I have been working at this dream for a long time. I have been telling guys since I was in the fields in Iraq that I was going to go play college

NORTH TEXAS FOOTBALL

football and give it all that I've got. I never thought I would be honored. It's really humbling."

McCoy, 28, was kicked out of two high schools and his home in Carrollton before his family convinced him that enlisting in the Army might be his best outlet to change his life.

McCoy, who is known as "Sarge" by UNT's coaches and his teammates, fell too far behind at Carrollton Creekview to graduate on time in 2003 and was dismissed from an alternative high school for cheating on an English test. He lived on his own for a year before his family convinced him to enlist in the army.

"He didn't want to listen," said Darron McCoy, Brandon's father. "We thought the military would be a good idea to give him structure."

McCoy spent time in Fort Riley, Kan., before spending 13 months driving Humvees on supply runs and in combat missions in Iraq.

"The military was at the forefront of changing me," McCoy said. "You have to give yourself up for others, care about them and give without expecting anything in return."

Those principles stuck with McCoy after he was discharged from the Army and enrolled at UNT. He went through the walk-on program with the Mean Green, made the team and has developed into an impact player.

McCoy has 24 tackles and leads the Mean Green with six quarterback hurries this season. The 6-foot-2, 257-pound defensive end might have an even bigger impact as a leader because of the way his teammates admire him.

"We always joke with him that he was playing high school football when we were playing pee-wee," UNT running back Brandin Byrd said. "He brings a wisdom to the team. When he talks, people pay attention. He has the respect of the guys."

McCoy has that respect despite living a far different life from his teammates. McCoy is married and has two young sons. Tyson Alexander is 13 months old, while Benjamin Cash was born late last month.

McCoy's wife, Teresa McCoy, attended the news conference with both of the couple's sons and their parents.

NORTH TEXAS FOOTBALL

“Whenever he is home he wants to be with the kids,” Teresa McCoy said. “I am really proud of him.”

UNT head coach Dan McCarney and McCoy’s teammates credit him for helping set the tone for the Mean Green during a turnaround season that has seen the Mean Green roll to a 7-3 start.

“McCoy brings so much toughness and pride and appreciates the opportunity he received here,” McCarney said. “He’s a joy to be around. Sarge has more impact on this team than he realizes.”

McCoy’s teammates often tease him about being older and a little more conservative. They finally convinced him last week that he didn’t celebrate enough after making big plays.

“I never celebrate or been a showboat kind of guy,” McCoy said. “If I get a sack or a tackle, I just line back up. All the young guys were telling me I had no swag, that I had to do something.”

McCoy did Saturday in UNT’s win over UTEP, when he turned to the sideline after each of his two sacks and saluted the crowd.

McCoy received a salute on Veterans Day at the end of a long journey he first dreamed of completing while serving in Iraq.

BRETT VITO can be reached at 940-566-6870 or via Twitter at @brettvito.

- See more at: <http://www.dentonrc.com/sports/colleges/north-texas-headlines/20131111-football-road-most-traveled.ece#sthash.ivebNiAa.dpuf>

NORTH TEXAS FOOTBALL

Football: Walk-on Paul making most of opportunity to kick

By Brett Vito / Staff Writer

bvito@dentonrc.com

Published: 03 October 2013 11:56 PM

North Texas coach Dan McCarney had his players pack into a single meeting room earlier this year to celebrate a win over Ball State, and he asked a couple of unsung heroes to stand up.

McCarney wanted to make sure his players recognized the contributions deep snapper Tony Johnson and kicker Zach Paul made in a key 34-27 victory.

He also wanted to make sure his players know who Paul is.

The sophomore kicker came to UNT as a walk-on last year and was best known for missing a field goal in a loss to Troy before rising to prominence this season after McCarney made a switch in his special teams lineup.

Paul was the other Zach on UNT's special teams depth chart before replacing struggling starter Zach Olen, who seems to have come down with a case of the yips when it comes to extra points.

Paul has taken the opportunity and run with it, hitting all 10 of his extra points and all but one of his five field goal attempts since taking over on a full-time basis midway through UNT's season-opening win over Idaho. He will look to extend that run Saturday in the Mean Green's Conference USA opener at Tulane.

"Standing up in the meeting was awesome, having everyone congratulate me," Paul said. "A lot of times, being the kicker is not the glory position. People make fun of the kickers and say they don't do anything in practice, and then you end up being a big part of a win. That's a great feeling."

Paul hit four field goals to help UNT rally from an 18-point deficit in its win over Ball State, including hitting a pair of bombs from 48 and 47 yards. He also connected from 22 yards and 19 yards and nailed two extra points.

His 19-yard field goal in the fourth quarter tied the game at 27 before quarterback Derek Thompson scored on a 26-yard run to give UNT the win.

"Those guys are easy to forget and sometimes hard to remember unless they are out there making kicks," McCarney said. "They are not out there in circle drill, inside drill, team or doing all the physical things that we do, but you sure remember them when they are out there making kicks and forget them when they miss them. He's doing a really good job. I'm proud of him and am glad he's here."

UNT special teams coordinator Tommy Perry has worked with kickers throughout his career and likes what he sees in Paul in terms of his demeanor.

"I've had All-Americans and all-league guys who were really fiery and competitive," Perry said. "Zach is not that at all. He's very even-keel. Every time I look at him, he's smiling. I always try to set the table for kickers in case there is a chance they are going to get to kick a game winner, so I smiled at him [when UNT was locked in a close game with Georgia on Sept. 21] and asked, 'How great would it be if it came down to a game-winning kick?' He looked at me and said, 'Yeah, that would be great, coach.' I hope that it comes down to that eventually, because he deserves it. He's a good kid."

Paul took an unlikely path to be in position to attempt that kind of kick for the Mean Green after a solid career at Frisco Wakeland, where he hit all 140 of his extra points.

A few Division II schools offered scholarships to Paul, who held out for a Division I offer that never came.

"I was accurate in high school and only missed two or three field goals, but a lot of coaches said they needed a guy who could kick off, too, and just crush touchbacks all the time," Paul said.

UNT never offered Paul a scholarship, largely because he doesn't have the strongest leg, but did give him an opportunity to walk on.

Paul was stuck behind Olen when he arrived but immediately went to work on improving his craft. He credited

NORTH TEXAS FOOTBALL

his development this year to graduate assistant coach Chris Clevenger, who works with UNT's kickers.

"I always thought that I could play, at least as the field goal guy," Paul said. "I don't miss much in practice and was confident I could get the spot and run with it."

Paul squandered his first opportunity against Troy, when he missed from 27 yards out, but kept working and improving.

Paul said UNT's coaches told him that he won the job in preseason practice but they changed their minds and went back to Olen. He kept working despite that setback and received his second chance after Olen missed an extra point and had another one blocked against Idaho.

"It was disappointing when they decided to go with Olen, but I talked to coach Clevenger," Paul said. "He told me to be ready for anything and that he still had confidence in me. That helped. I was ready for my chance."

Paul's chance came in the middle of UNT's win over Idaho when he was called on to kick a pair of extra points. He hit both and hasn't looked back.

"He worked hard all summer on his craft," UNT linebacker and team captain Zach Orr said. "When his number was called, he stepped up to the plate. Ever since then, he has been running with it."

The question now is how far Paul will be able to go with his opportunity. McCarney declined to name a range he feels comfortable when it comes to field goals with Paul.

Olen still takes UNT's longer field goals and kicks off.

A miss or two from Paul could open the door for UNT's veteran kicker. Olen will graduate this year, but Paul will have another kicker to compete with next year.

Trevor Moore, a kicker out of Edmond (Okla.) North whom ESPN ranks 27th nationally, has committed to UNT and will arrive in the summer to compete for the job.

"It's a little frustrating to see another kid offered a scholarship, but I figure I'm going to have a great year this year and hopefully get put on scholarship," Paul said. "He's nationally ranked and they see something in him, but I don't mind competition. Everyone gets better with competition, and I've had competition."

How he's handled that competition has helped Paul realize his dream of being a kicker at the major-college level.

"My confidence is building," Paul said. "Every kick, I feel like it's going in."

BRETT VITO can be reached at 940-566-6870 or via Twitter at @brettvito.

NORTH TEXAS FOOTBALL

North Texas beats Rice to earn bowl eligibility for first time since 2004

By Kyle Ringo November 1, 2013 2:18 AM Dr. Saturday



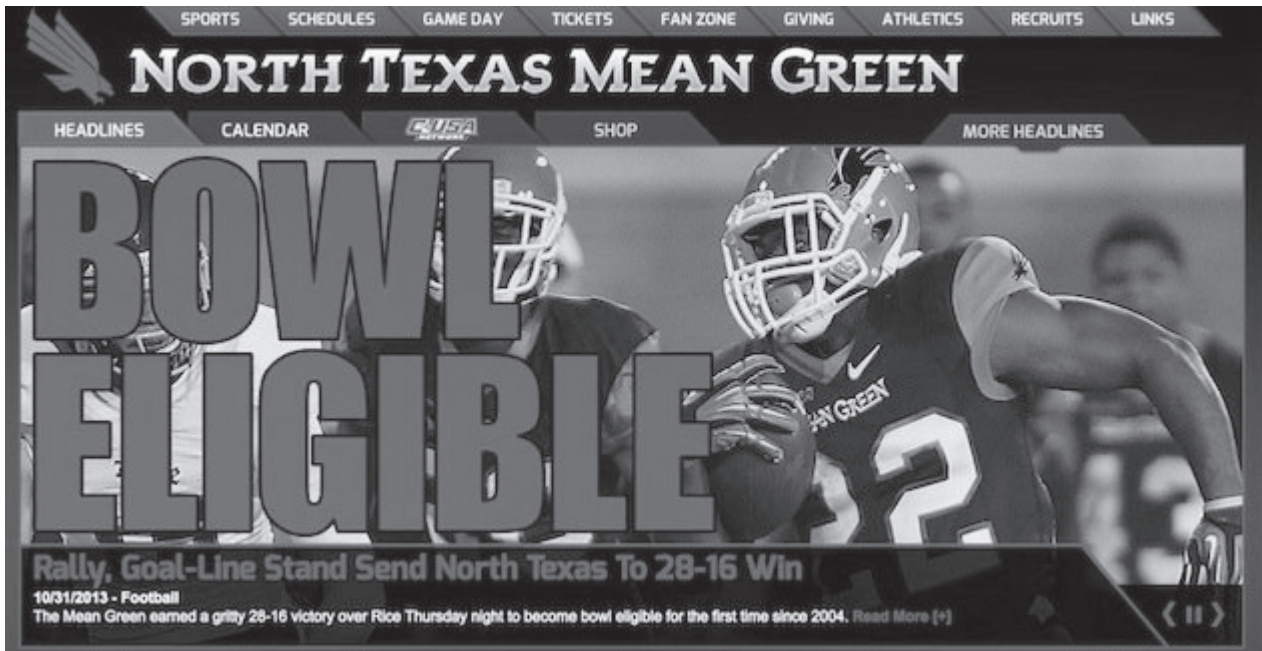
(USA Today Sports Images)

North Texas is going to a bowl game for the first time in nine seasons and everyone associated with the program is giddy about it.

The Mean Green earned their sixth victory of the season with a late defensive stand to beat Rice 28-16 on Halloween night at Apogee Stadium. But the win didn't just clinch bowl eligibility. It also put the program in legitimate contention for the Conference USA West Division title and hopeful someone can knock off frontrunning Tulane.

How excited are they Denton, Texas? The game story from the official North Texas athletic department website used a rather large Victory-in-Europe kind of headline after the game making sure we all know the Mean Green can now be selected to play in one of the 35 bowls on the slate this year.

NORTH TEXAS FOOTBALL



(meangreensports.com)

The last time the Mean Green played in a bowl it was in the Sun Belt Conference and lost to Southern Miss from Conference USA in the 2004 New Orleans Bowl. This season North Texas can count a conference win over Southern Miss among the victories that led to achieving bowl eligibility.

That 55-14 victory over Southern Miss a week ago was the biggest road victory for the Mean Green since 1958 and the most points scored on the road by the program since 1962.

[Watch: Teams that could have an impact on the BCS]

North Texas could end up back in the New Orleans bowl against a team from its former conference or the Liberty, Hawaii, Military or the Beef O Brady's St. Petersburg Bowls. All have agreements with Conference USA.

It's another nice turn-around story for coach Dan McCarney who led Iowa State to five bowl games in his final seven seasons in Ames, Iowa, during his previous head coaching job. The Cyclones had been winless before he took over that program in the 1990s.

The Mean Green were 3-9 three years ago in the season that led to hiring McCarney.

NORTH TEXAS FOOTBALL

Football: Abbe making impact with ‘last chance’

By Brett Vito / Staff Writer

bvito@dentonrc.com

Published: 07 November 2013 12:05 AM

Richard Abbe stood in front of his North Texas teammates earlier this year and talked about the night that nearly derailed his college football career.

Up until this fall, the monstrous 320-pound defensive tackle was known at UNT as “Big Country,” the kid from Lubbock who didn’t always handle his responsibilities in the best manner.

That approach was how Abbe ended up detailing to the team the circumstances surrounding his arrest in May on DWI charges. UNT coach Dan McCarney dismissed Abbe from the team May 2 before reinstating him in July.

The experience, including a summer away from the team, changed Abbe, who has been better than ever on the field and a model citizen away from it ever since for UNT, which will face UTEP in a key Conference USA game Saturday at Apogee Stadium.

“I set my mind knowing that I was on my last leg and decided to give it all I’ve got,” Abbe said. “I’m not saying that I didn’t give it my all before, but Nelly [UNT defensive line coach Mike Nelson] sat down with me and helped me understand the game better.

“I’m playing with a sense of purpose. Being on your last leg is an eye-opener. You realize that you have one last chance.”

UNT’s coaches and players can sense how much capitalizing on that opportunity means to Abbe, who is a stocky 6 feet 4 inches with short-cropped dark blond hair that often is hidden under his cowboy hat with a feather stuck in the side.

The first step on Abbe’s road back came when he spoke to his teammates about his arrest and how it changed him. Abbe said he cannot talk publicly about the incident because his court case has yet to be resolved.

“He got up in front of us and told us about the whole situation, said that he messed up and took full responsibility,” UNT senior defensive end Brandon McCoy said. “We embraced him. That is all we can ask of anyone. When you mess up, say that you messed up and don’t run from it. He asked for forgiveness.”

Abbe’s teammates accepted his apology. The feelings of players like McCoy influenced McCarney.

“I told him that I would give him one last opportunity out of the goodness of my heart, because there is enough here to dismiss you,” McCarney said. “I told him that I believed in him and thought that he could change. One of the responsibilities of a head football coach is to try to change young people’s behavior for the better.”

McCarney and his players say Abbe has been a different person — not to mention player — ever since.

The former Lubbock Monterey standout played a key role in UNT’s signature goal line stand last week in a win over Rice and has developed into a locker room leader.

“He has really come into his own,” senior quarterback Derek Thompson said. “When he got here, we were all scratching our heads. He was 360 pounds, couldn’t move very well and had anger problems. Just to see him grow and mature these four years has been fun to watch. You can tell he really cares about this football team.”

The road back

Cody January describes the home gym he spent the summer in with Richard Abbe during his suspension as something similar to a garage.

There was a weight bench, a squat rack, a whole lot of weights and not much else in the room that was

NORTH TEXAS FOOTBALL

roughly 50 feet by 50 feet.

The room at one of their friend's houses is about as far as a college player could be from the modern training facilities players like Abbe usually enjoy on campus.

Abbe began his comeback in that makeshift gym, working out with his roommate, a former UNT track athlete and grandson of Don January, a legendary golfer who is a member of the school's Athletic Hall of Fame.

"Working out by myself was the hardest thing to do," Abbe said. "Luckily I had a friend in Cody, who came out and worked with me every day. He was my big cheering squad."

Abbe was banned from UNT's facilities during his short suspension. While teammates like McCoy and Thompson were preparing for their senior seasons in the Mean Green Athletic Center under the watchful eyes of strength coach Frank Wintrich, Abbe faithfully lifted and ran with January.

"When I couldn't go with him, he went on his own," January said. "It was hard on him because 95 percent of his friends are on the team."

Abbe is an avid outdoorsman who likes to hunt and fish, but he had to find another way to pass the time during his summer away from the team and took up golf. January found him an old set of clubs and coached him along the way.

Abbe cracked 100 late in the summer, shooting a 98.

"He got better, let's put it that way," January said. "He had his good swings."

The time on the course was therapeutic for Abbe.

"I tried not to think about whether or not I was done [with football]," Abbe said. "I took up golf to take my mind off the whole thing. I hoped and prayed that Mac would take me back."

McCarney eventually did take Abbe back, largely because of the good he saw in him.

"He is one of our most likeable guys," McCarney said. "Everyone would love to have him in the locker room and hang around with him. He is outgoing and has a great personality."

Seeing the payoff

Abbe has made sure that McCarney hasn't regretted his decision.

UNT's defense is having one of its best seasons in recent memory and Abbe has played a key role, one that often is overlooked.

Abbe has just nine tackles but has started every game and served as an anchor for UNT's defensive front.

Two of Abbe's tackles have come behind the line of scrimmage. Abbe also has a sack, a quarterback hurry and two pass breakups that came when he stuck up one of his meaty mitts and knocked away passes quarterbacks have tried to zip over UNT's defensive front.

"Abbe has been balling," UNT safety Marcus Trice said. "If you look at it, he is getting double-teamed sometimes, is coming off blocks and is knocking down balls. He is doing whatever it takes to win."

The latest evidence came in UNT's win over Rice when Abbe played a key role the Mean Green's epic eight-play goal line stand. He wasn't credited with a tackle during the series, but he helped plug up the middle.

Rice tried to pound the ball into the end zone on five of the eight plays but never found any running room, partly because of Abbe, one of several defensive linemen who rotated in during the series.

"He's really playing at a high level," senior linebacker Zach Orr said. "He's a big part of our defense."

Abbe could have walked away from UNT and transferred or elected to not play his final season with the Mean Green after being suspended. McCarney thought Abbe would return because of how he cares for the program.

Those feelings are a key reason McCarney welcomed Abbe back.

"I'm really glad I hung with him and he hung with us," McCarney said. "He has grown and matured. He's one of the guys I'm really, really proud of right now. He's playing well but has also grown as a young man. He has changed his behavior. That gives me a great feeling as a head coach."

NORTH TEXAS FOOTBALL

Football: Jimmerson regains prime-time form

By Brett Vito

Staff Writer

bvito@dentonrc.com

Published: 08 November 2013 07:12 AM

For most of last season, there might not have been anything more exciting for North Texas fans than watching what coach Dan McCarney dubbed "The Jimmy Show."

Running back Antoine Jimmerson was that quick, that fast and that dynamic with the ball in his hands, whether it came his way in the running game or the passing game.

After a brief hiatus, it looks like the show the former DeSoto standout has put on during his short time at UNT is back on the schedule.

The sophomore scored a pair of huge touchdowns last week in UNT's win over Rice, when the Mean Green needed him the most after losing running back Reggie Pegram for the year with a knee injury.

Jimmerson will look to keep that role going Saturday when the Mean Green (6-3, 4-1 Conference USA) hosts UTEP (1-7, 0-4).

"The whole team came to me and told me that I had to step up, stay focused and have a great week of practice," Jimmerson said. "Last year my breakout game was on a Thursday, too. They reminded me of that. I like to be on the big stage and show people what I can do."

Jimmerson caught a pair of touchdown passes last season in a nationally televised game against Louisiana-Lafayette, including a 78-yard catch-and-run in the closing moments that gave UNT a 30-23 win.

Jimmerson rushed for 544 yards and posted 205 receiving yards in a season that seemed to be an indication of a great future. Jimmerson struggled to build on that performance early this season.

"Jimmy has a lot of pride and ability," McCarney said. "He needs to be much more consistent, which he was on Thursday. He needs to have the eye of the tiger when he comes to practice as far as the little things and doing the things that make players really good consistently. He practiced and prepared as good as he has last week. It showed on Thursday night."

UNT needed Jimmerson more than ever after Pegram, who is in his first season at UNT after transferring from Purdue, went down late in a win over Southern Mississippi on Oct. 26.

Pegram rushed for 338 yards in eight games and was a key component in a running back rotation that is led by senior Brandin Byrd.

"I told Jimmerson after Reggie got hurt to step it up," UNT wide receiver Darnell Smith said. "He was a big playmaker from last year."

Jimmerson looked like himself again against Rice. He broke free for a 42-yard touchdown run after UNT fell behind 16-7 and essentially iced the win when he took a short pass from Derek Thompson and scored from 46 yards out.

"We needed him," McCarney said. "We were not going to leave Brandin Byrd out there all day. We are going to rotate."

That will mean players like Rex Rollins and Mark Lewis will have larger roles the rest of the season.

There is little doubt that Jimmerson could see the biggest bump when it comes to the number of opportunities UNT's running backs receive.

Jimmerson's teammates say he is ready for the chance, especially if there is a big crowd watching.

"[UNT offensive coordinator Mike] Canales and I were talking," Thompson said. "We need to tell him that it's a national television game every week. He tends to show up for us in big games like that. It hurts to lose Reggie, who has meant so much to this program in the short time that he has been here. Other guys are going to have to step up. Jimmerson did. He catapulted us."

NORTH TEXAS FOOTBALL

Football: UNT making big noise up front on defense



David Minton/DRC

North Texas senior defensive end Aaron Bellazin (44) slams into UTEP running back Nathan Jeffery during their game Nov. 9 at Apogee Stadium.

By Brett Vito / Staff Writer

bvito@dentonrc.com

Published: 17 November 2013 12:17 AM

In the heat of the summer, when the temperature soared into triple digits and times were at their toughest during workouts, Aaron Bellazin kept reminding his fellow North Texas defensive linemen about the perception of how they would impact the Mean Green's season.

UNT had a veteran quarterback in Derek Thompson, a stable of good running backs, a veteran offensive line and potentially one of the best linebackers in Conference USA in Zach Orr.

What it didn't have was a lot of certainty on its defensive front.

Defensive end Brandon McCoy and defensive tackle Ryan Boutwell missed spring practice with injuries, while Richard Abbe, the anchor of UNT's defensive front, was suspended most of the summer after he was charged with DWI.

NORTH TEXAS FOOTBALL

Those players were part of a unit that lost its best player in end K.C. Obi to graduation following last season, when the Mean Green's line was considered average at best.

"During summer workouts I reminded the guys that people said we were the weakest link," said Bellazin, the fourth starter on UNT's line. "I wanted them to think about that while we were working out to make them train harder.

"That was an extra boost for everyone."

The payoff for that extra effort is coming quickly now for UNT, which had the weekend off after beating UTEP on Nov. 9 to improve to 7-3.

The Mean Green posted eight sacks in its win over the Miners, tying the school record set in a win over Texas in 2002. UNT's defensive linemen were in on seven of those sacks, including one in which Bellazin and Orr teamed up to drag down UTEP quarterback Mack Leftwich.

That performance came on the heels of a 28-16 win over Rice in which the defensive line played a key role in an epic goal-line stand. The Owls ran eight plays inside of UNT's 6-yard line, thanks to a holding call in the end zone on fourth down, but never cracked the goal line.

UNT's defensive line played a key role in that stand, forming what seemed like an impenetrable wall right in front of the end zone. McCoy cut down quarterback Taylor McHargue at the goal line on the second play of the series and the defensive front occupied Rice's line the rest of the way. The Mean Green's linebackers and defensive backs were able to make play after play in the series because the line didn't bend, let alone break.

"The whole defense played really well," UNT head coach Dan McCarney said after the UTEP game. "It started up front."

The impact of UNT's defensive line is becoming more and more apparent each week. Bellazin headed into the weekend leading C-USA in sacks with 7.5 and ranked third in tackles for loss with 11.

UNT ranked second in the league in rushing defense with an average of 119.5 yards allowed a game and led the conference in scoring defense at 18.6 points allowed a game before Saturday's games.

NORTH TEXAS FOOTBALL

Orr and safety Marcus Trice have been the headline players for UNT's defense throughout the season and have often overshadowed the play of their teammates up front.

"The defensive line is the most overlooked unit on our team," Orr said. "They are a big reason we are having success defensively. They are getting pressure on the quarterback and holding up against the run. The game they had with the eight sacks just shows the hard work they have put in throughout the off-season and shows what kind of unit they are."

The group might be the most colorful on the team in addition to being among the most productive.

McCoy, 28, is a former member of the U.S. Army; Abbe is a West Texas native who can normally be found wearing a Cowboy hat; Bellazin is a slightly undersized end at 6-foot-2; and tackle Ryan Boutwell somehow finds a way to hold up in the middle at 248 pounds.

Bellazin said each player in the line has a different strength. The way those players complement each other has made the Mean Green effective.

Being overlooked at times has also served as motivation.

UNT didn't have a defensive lineman named to the preseason all-conference team, although it could have one on the postseason team if Bellazin continues to thrive.

"That is what drives me [being overlooked]," Bellazin said. "I play with a chip on my shoulder every Saturday. I feel like I have a lot to prove. That is why I go out there and play the way I do. I don't know why everyone overlooks me. I wish I knew. That is what makes me strive to play hard every weekend, to show that I can play."

UNT's entire defensive line has found similar motivation since this summer when the group felt like it was underestimated.

"We took it personally," Abbe said. "Anything you hear negatively you try to turn it into positive energy for the team. We used that to put a chip on our shoulder. We always thought we are better than what people thought. Last year we thought we were better than what we showed. This year we are actually showing it."

BRETT VITO can be reached at 940-566-6870 or via Twitter at @brettvito.

NORTH TEXAS FOOTBALL

Brett Vito: Byrd earns his place in UNT history

Published: 02 December 2013 12:05 AM

Brandin Byrd is a tad sneaky when it comes to his contributions on Saturdays for North Texas.

The senior running back pounds away, grinding out 4- and 5-yard runs at a time, rarely making mistakes and always doing the dirty work.

Look up when it's all over, and Byrd is usually the secondary star while players like wide receiver Brelan Chancellor — his good friend and high school teammate — and middle linebacker Zach Orr garner the attention.

In a lot of ways, Byrd seems like the embodiment of a workmanlike team that put in another workmanlike effort Saturday in a 42-10 win at Tulsa.

UNT ground out 385 rushing yards, held the ball for just short of 35 minutes and improved to 8-4 without a whole lot of fanfare with its commanding win over the Golden Hurricane.

Only this time — in his final regular-season game — Byrd was the star. He rushed for 251 yards, carved out his place in UNT history and reminded Mean Green fans of what he has meant to the team in its turnaround season.

Successful teams need unsung heroes like Byrd, who will lead UNT in rushing yards for a second straight season after UNT plays in a bowl game sometime down the line. No one knows that better than UNT coach Dan McCarney.

"Brandin is consistent and tough," McCarney said. "Everyone says he doesn't have this or that and isn't flashy. He's productive and has as much character as anyone in this program."

UNT has a senior class full of guys who contribute to an overall character that has been so important for the Mean Green. Orr has been a team captain for three years, Thompson a starter for three.

Those players cast a long shadow that Byrd has spent his career playing in.

Being the next guy in line after Lance Dunbar, who just had his breakout game with the Cowboys, another pro in Patrick Cobbs and Jamario Thomas, a guy who put together one of the greatest individual seasons in UNT history, sends expectations for UNT running backs soaring.

Byrd had some big shoes to fill and has handled the pressure as well as anyone could expect.

He hasn't been as flashy as some of the players of the past, or even Antoine Jimmerson, whom he is sharing carries with this year.

The fact that Byrd is a team-first guy who never talks about himself hasn't helped raise his profile.

Byrd had the game of his college career Saturday.

Getting him to talk about it was pretty much a hopeless cause, like it usually is. Byrd fielded a question about his performance and immediately started talking about his offensive line.

"The line opened holes for us — not just for me, but also for Antoine," Byrd said. "They opened things up for us."

Byrd let his performance and his teammates do the talking for him. And there was a lot to talk about.

Byrd needed just 26 carries to roll up his 251 yards, scored three touchdowns and broke off a 91-yard TD run. The 251 yards Byrd posted ranks sixth for a game in UNT history.

The only guys who have higher totals are UNT royalty — Dunbar and Thomas.

Thompson had the best view in the house after handing the ball to Byrd all day and put the performance in perspective.

NORTH TEXAS FOOTBALL

“He made me the best handoff quarterback in Conference USA today,” Thompson said. “When you hand the ball to him, you know good things are going to happen. He is the most unselfish player I have ever been around. He does his job, gets back up and gets ready for the next play.”

That approach elevated Byrd into a place in UNT history that makes him hard to ignore now. Byrd’s big day pushed him into eighth place on UNT’s career rushing list with 2,150 yards and also gave him 1,023 yards on the season, making him just the 10th running back to post a 1,000-yard season in program history.

That’s significant however one looks at it, even if the accomplishment was lost in a landslide of other milestones that UNT reached.

UNT snapped a 10-game losing streak against Tulsa, won an eighth game for the first time since 2003 and saw Thompson move into second place on the program’s career passing list with 7,191 yards.

Byrd talked a lot about that eighth win and about bouncing back from a loss to Texas-San Antonio more than his big day.

“A win is a win,” Byrd said. “We are happy to have momentum going into bowl season.”

Just don’t overlook the senior running back’s role in helping create that momentum this year and his contributions over the long haul. He’s done more than enough to be recognized as a significant player in UNT history.

Byrd just served up a reminder with a milestone performance in one of his last appearances with the Mean Green.

BRETT VITO can be reached at 940-566-6870 and bvito@dentonrc.com.

NORTH TEXAS FOOTBALL

Brett Vito: Despite loss, seniors still leave ‘a great legacy’

Published: 24 November 2013 10:30 PM

Derek Thompson and Zach Orr trudged in to a meeting room and plopped down behind a microphone for the final time at Apogee Stadium on Saturday with looks of disappointment etched on their faces.

This was supposed to be their last hurrah, a time when Thompson, Orr and the rest of North Texas' seniors could talk about one more good time in careers that are ending in a way they always hoped.

UNT is all but assured of heading to a bowl for the first time since 2004, despite a 21-13 loss to Texas-San Antonio, largely because of those seniors.

Those players clung to the reality that there is still something out there for them in the postseason after falling short of their goal of going 6-0 at home for only the second time in school history and seeing their shot of winning the Conference USA West Division title go up in smoke.

“We wanted to be a part of history and finish 6-0 at home and came up short,” UNT head coach Dan McCarney said. “My respect for the seniors does not change. They have done some things amazingly well and helped turn this program around. They leave a great legacy.”

UNT's seniors arrived during arguably the darkest era in the history of the program, when two- and three-win seasons were the norm and the Mean Green was the laughing stock of Texas college football.

Those times are over now.

UNT is 7-4 on the year and is in the midst of its best season since 2004, when the Mean Green played in the New Orleans Bowl. An eight-year bowl drought that ranks among the nation's longest is coming to an end at some point after this Saturday's season finale at Tulsa.

There is little doubt that UNT's seniors played a huge role in making that happen.

Orr has 348 career tackles and is one of the best linebackers UNT has had in the last 20 years, while Brelan Chancellor is among the best utility players the Mean Green has ever deployed, thanks to his abilities as a receiver and return man that have allowed him to roll up 5,212 total yards.

Thompson has taken his lumps along the way, but stabilized the quarterback position and will go down statistically as one of the most productive players in UNT history. He pushed his career passing total to 7,018 yards in UNT's loss to UTSA.

Considering the parade of players UNT has run out there at quarterback over the last few years — from the ridiculously over-hyped high school stars to a few productive contributors — what Thompson has accomplished in three years as a starter is notable.

In the end, that was why falling to the Roadrunners was so hard for UNT's players.

It didn't matter to them that UTSA is just starting to compete in the Football Bowl Subdivision level or that the Roadrunners are a team UNT will compete against for recruits.

UNT wanted to send arguably its most significant senior class in nearly a decade out on a high note and make history in the process.

“It was a tough day for us,” Orr said. “We wanted to finish 6-0 and be a part of history, but we just got beaten. We didn't play well today. It's very disappointing.”

That might have been the most baffling part of it all for UNT.

The Mean Green had played some of its most inspired football during a five-game winning streak. UNT made a now-legendary, eight-play goal-line stand in a win over Rice, didn't allow more than 16 points in five straight games and stretched its run of scoring at least 21 points to a school record 10 straight games to start the season.

UNT didn't look like the same team in its loss to UTSA. The Mean Green managed just three points on a

NORTH TEXAS FOOTBALL

Zach Paul field goal in the first three quarters and struggled to contain UTSA quarterback Eric Soza.

McCarney said he was so impressed with the UTSA senior that he hunted him down after the game to compliment him on a great performance that included 310 total yards. Soza threw for 274 yards, and perhaps more importantly, rushed for 36 yards and two touchdowns on runs of 2 and 10 yards.

UNT came into the day ranked third in the nation in red-zone defense, allowing opponents to score on just 58.6 percent of its trips inside the 20-yard line.

UTSA went a perfect 2-for-2, thanks to Soza.

The Mean Green didn't play at the same level it did during its five-game winning streak. That was the bottom line.

"These seniors deserved to go out on top," UNT junior offensive lineman Mason Y'Barbo said. "We let them down."

Those key players didn't end their home careers the way they wanted to on a day nothing seemed to go right for UNT, but that loss to UTSA doesn't diminish what they accomplished this season.

They are a big reason — maybe the key reason — UNT still has a future in the bowl season.

There is just no underestimating how big an accomplishment that is.

BRETT VITO can be reached at 940-566-6870 or via Twitter at @brettvito.

NORTH TEXAS FOOTBALL

Mother's tough love guided Thompson

By Brett Vito
Staff Writer

Derek Thompson was lying flat on his back in the North Texas locker room at Michie Stadium — his left leg broken and wrapped in a cast, his season over before it really began — when his mother walked in.

Wendy Thompson traveled all the way from Glen Rose to West Point, N.Y., to see her son make the first start of his collegiate career against Army in 2010 and startled everyone in the room with what she had to say.

"The first thing she said wasn't, 'Are you OK?' or 'How are you feeling?'" Derek Thompson said. "It was, 'You had a receiver open.'"

A smile spread across Derek Thompson's face as he described the exchange, one that illustrates a relationship that shaped the UNT quarterback, who will start for a third straight year when the Mean Green faces Idaho in its season opener on Saturday.

Wendy Thompson spent 17 years coaching girls high school basketball and is just as tough on her son as she was her players in Glen Rose, a town with a population of 2,500 located 62 miles southwest of Fort Worth.

"She used to wear me out," Derek Thompson said. "She didn't give me any slack and was always pushing me. She pushed me around until I was in junior high. She's tough."

That approach paid off for Wendy Thompson during a career highlighted by a trip to the state tournament in 1997 when she was the head coach at Henrietta Midway.

Derek Thompson went along for the ride.

Wendy Thompson remembers her son imitating players while toddling around the court in diapers. He was a fixture at practice and was like a little brother to his mother's players.

"I had about seven or eight girlfriends when she was coaching," Thompson said. "All the high school girls loved me back when I was 10."


What Derek Thompson didn't know at the time was the lessons he learned while following his mother's teams formed a foundation that has helped him throughout a turbulent career at UNT.

The broken tibia Thompson suffered against Army was just one twist along the way. Thompson has played for three head coaches and been beaten out for the starting job on more than one occasion. He wasn't officially named UNT's starter for its game against the Vandals until Monday afternoon.

Thompson's coaches and teammates say he has maintained a quiet confidence throughout his career despite those setbacks. He didn't get too high when he led UNT to a win over Louisiana-Lafayette in a nationally televised game last season, or too low after throwing a key interception in a loss to Western Kentucky five weeks later.

Thompson has kept on working no matter the circumstances and earned his teammates' and coaches' respect while displaying the work ethic he picked up from his mother.

As a result, Thompson has carved out a niche in UNT football history by racking up yards and touchdowns while moving into the top 10 in program history in just about every



Denton Record-Chronicle/David Minton

Derek Thompson spent his childhood hanging around with his mother's high school girls basketball teams during her 17-year coaching career. Wendy Thompson was tough on her players and tough on her son, which helped prepare him for a turbulent career at North Texas.

See THOMPSON on 9

NORTH TEXAS FOOTBALL

From Page 8 Thompson

statistical category for quarterbacks.

That niche could easily grow into a legacy this fall if Thompson leads UNT to its first winning season since 2004. If he does that, Thompson could be remembered for helping turn the program around.

Wendy Thompson expects nothing less. "I want him to be great, to have good games and raise the level of play for the whole team," she said. "I want him to be a leader and a role model and take his team to a bowl game. I want him to be able to put the team on his shoulders."

The formative years

Derek Thompson was part mascot, part team manager for his mother's teams growing up.

"He went everywhere with me," Wendy Thompson said. "He rode the bus to games and was our water boy at practice."

What Wendy Thompson soon realized was that her son was learning while he was watching, even at a young age.

One of Wendy Thompson's fondest memories of her son is watching him wander out on the court after a game, pretend to put a whistle in his mouth and throw a ball up in the air as if it was the opening tip of a basketball game.

As Derek Thompson grew older, the lessons became more important.

None were bigger than those that helped him develop the fortitude he needed to handle the responsibility he would take on later in life as a college quarterback.

"What she really helped me with is the mental aspect of it and the toughness that you have to have to play a big-time position," Derek Thompson said. "She taught me to keep an even keel and remember where you came from."

Thompson essentially came from nowhere to become arguably the most important player on UNT's roster.

Thompson didn't believe he had a chance to play college football until his sophomore year of high school when former Stephenville assistant coach Tommy Dunn arrived in Glen Rose.

Dunn saw right away that Thompson had the physical abilities to be a college quarterback. He realized his new quarterback was the total package later on when he got to know Thompson and saw the traits he picked up from his mother.

Wendy Thompson quit coaching after

THOMPSON | Career stats



Denton Record-Chronicle/David Minton

The following is a look at where quarterback Derek Thompson's ranks in North Texas history with the leader in each category:

Completion percentage

1. Riley Dodge	2008-10	64.7
4. Derek Thompson	2009-pres.	57.9

Passing efficiency

1. Scott Hall	2000-04	132.26
5. Derek Thompson	2009-pres.	121.97

Passing yards

1. Mitch Maher	1991-94	8,519
6. Derek Thompson	2009-pres.	4,551

Touchdown passes

1. Steve Ramsey	1967-69	69
7. Derek Thompson	2009-pres.	26

her son's freshman season in high school so she could follow his career.

"Wendy made my job a lot easier with Derek," Dunn said. "She was really on him about his academics. If he ever had a lackadaisical attitude toward it, she would come down hard. It filtered over to athletics. I never had to worry about the way I coached him because his parents were supportive. He was very tough, not just physically but also mentally, because of his mom."

The guidance Wendy Thompson provided helped her son develop into a college prospect. Derek Thompson was not highly recruited but caught the eye of former UNT head coach Todd Dodge.

Thompson committed to UNT even though Dodge signed his son, Riley Dodge, a high school All-American, the previous year.

"We told Derek when he committed to North Texas that he would be behind Riley," Wendy Thompson said. "He knew that he would not have to be as good as Riley, he would have to be better. It was up to him and how hard he worked if he would play."

Carving out a role

Nothing has been easy for Thompson since he arrived at UNT.

Thompson was buried on the depth chart throughout his freshman season in 2009 before both Dodge, the starter for most of the year, and backup Nathan Tune were lost to injury in the final game of the season against Arkansas State.

Thompson came off the bench to lead UNT on a late drive he capped with a 19-yard touchdown pass in a 30-26 loss.

Tune won the starting job the following year but dislocated his hip in the fourth quarter of a tight game with Rice. UNT again yanked Thompson off the bench. He threw four passes in a 32-31 loss.

Thompson started a week later against Army and lasted just into the second quarter before defensive lineman Jarrett Mackey leveled him and broke his leg.

Thompson was granted a medical red-shirt and has come back to start for UNT the last two seasons.

Along the way, UNT changed coaches twice — from Dodge to Mike Canales, who served on an interim basis after Dodge was fired in 2010, to current UNT head coach Dan McCarney.

Those changes only added to the turmoil Thompson has endured while throwing for 4,551 yards and 26 touchdowns, totals that rank sixth and seventh, respectively, in school history.

"He is about as composed as anyone who has been through this type of situation could be," said Canales, who was UNT's offensive coordinator under Dodge and holds the same role on McCarney's staff. "He doesn't let much faze him in terms of the ups and downs of his career. I applaud him for how he's handled it. I don't know many kids out there who would have been able to handle the situation. It shows his maturity and character."

Thompson has faced his share of adversity despite starting in each of the last two seasons.

UNT has finished 5-7 and 4-8 during that time. That's an improvement over previous years, but not where the Mean Green has aimed to end either season.

Thompson endured a tough off-season after throwing an interception Jonathan Dowling returned for a touchdown to spark Western Kentucky in a 25-24 win in the Mean Green's season finale. The Hilltoppers rallied from a 24-10 fourth-quarter deficit to knock off UNT and scored twice after Thompson's interception, but it was the Mean Green's quarterback who took much of the blame for the loss.

"He took it as a personal challenge,"

UNT wide receiver Brelan Chancellor said of Thompson rallying from that setback. "Everyone took the Western Kentucky game hard. We all believe we should have won."

Thompson said he felt like the doubts some UNT fans have about his abilities grew after that game, especially after McCarney declared the quarterback job open for competition heading into spring practice.

Highly regarded Kansas transfer Brock Berglund had arrived by that point and joined a competition that also included backup Andrew McNulty. Freshman Dajon Williams entered the fray in fall workouts and made a quick impression.

Thompson never wavered. He continued to work and won the job.

"I never lost confidence in myself," Thompson said. "When people doubt me, it adds fuel to my fire."

The way Thompson has fought to hang on to the starting job in the face of those doubts has impressed McCarney, who has come to respect him as a person and a competitor.

"Derek has always been able to hold his head high," McCarney said. "He's mentally tough and cares deeply about doing things the right way so he can lead this program to success."

Those traits — not the yards or the touchdowns — are what matter most to Wendy and Terry Thompson, Derek's father.

"I am very proud of the way he has handled it," Terry Thompson said. "The way he has come back is part of who he is."

UNT's coaches have gotten to know Derek Thompson's family and come to understand the influences that helped shape their quarterback. They have no doubt the years Thompson spent on the bench with his mother in Glen Rose played a vital role in developing his talent and drive.

Wendy Thompson is a regular at UNT's women's clinic, where the team's coaching staff interacts with female fans.

"You talk about being a competitor and athleticism," McCarney said. "We laugh about it. I tell Derek the best athlete in the family is his mom. It's fun to see. She doesn't want to get beaten in anything."

Derek Thompson didn't either while facing the challenges of a tough off-season when his future as UNT's starter was in doubt. That competitive streak is the reason he will have the opportunity to put the lessons his mother taught him into practice during one final season as UNT's starting quarterback.

NORTH TEXAS FOOTBALL

Orr returns to guide UNT's defense

By Brett Vito
Staff Writer

North Texas head coach Dan McCarney doesn't even want to think about the 2014 season — at least not the part about taking the field at Apogee Stadium without Zach Orr.

The senior linebacker has been UNT's defensive anchor, a team captain and an example for his teammates since McCarney took over as the Mean Green's head coach before the 2011 season.

"We need to cherish having one of the special guys who has ever played in a North Texas uniform," McCarney said. "He is one of the most special young men I have ever been around and that's a strong statement. He has character, competitiveness, toughness, pride, doesn't want to get beat and wants to win every snap and every series."

Those traits have made Orr one of the best players in recent UNT history, not to mention a key part of the Mean Green's hopes to post a breakout season this fall.

The former DeSoto standout was named to the preseason watch list for the Rotary Lombardi Award that goes to the top lineman or linebacker in the country each season.

He's arguably UNT's top player, not to mention one of its key leaders.

If UNT is to snap a streak of eight consecutive losing seasons, there is little doubt Orr will have to play a big part, especially with the Mean Green making a move to a higher level of competition in Conference USA after 12 years in the Sun Belt.

"We have a chance to turn it around," Orr said. "We are comfortable with coach Mac and his philosophy, plus we have a better defense than we have had in a long time."

Orr is a big reason why.

He's earned a spot on the All-Sun Belt second team in each of the last two seasons, despite the fact UNT finished with a losing record each year.

Orr posted 108 tackles last season and made key plays that helped UNT win nine



Denton Record-Chronicle/David Minton

NORTH TEXAS: IN THE SPOTLIGHT

There might not be a more important player on North Texas' defense than middle linebacker Zach Orr. The senior has earned a spot on the All-Sun Belt Conference second team in each of the last two seasons and finished with 108 tackles last year. UNT will need Orr to make critical plays and set the tone for its defense again this season.

games over the last two years.

His second-quarter interception was a turning point in a 30-23 win over bowl-bound Louisiana-Lafayette last fall. UNT didn't play particularly well three weeks later against South Alabama, but won 24-14 on a night Orr finished with a season-high 12 tackles.

Those performances are just one way to measure Orr's impact. His teammates say the example he sets and the guidance he provides off the field is just as important.

"Orr has always been a leader for this team," defensive end Chad Polk said. "He is like a big brother on and off the field. He is so consistent. He performs at his best against every opponent."

It's that leadership ability that led Orr's

teammates to elect him a captain before his sophomore season.

He's been a leader for UNT ever since.

McCarney said that the true definition of leadership is the ability to take players from where they are and help them get to where they need to be.

Orr has contributed in that regard while helping set the tone for a loaded senior class looking to capitalize on its last chance to play in a bowl game.

"I feel really good about where this team is at," Orr said. "You look at your fellow seniors with Breelan Chancellor, Brandin Byrd, Will Wright, Hilbert Jackson, Richard Abbe and Derek

See **ORR** on 13

MEAN GREEN | Quick facts

Conference: Conference USA

2012 record: 4-8 (3-5, Sun Belt)

Coach: Dan McCarney (9-15 in two seasons at UNT, 65-100 in 14 seasons overall)

Returning starters: Eight on offense, eight on defense

Key players: LB Zach Orr, WR Breelan Chancellor, OL Antonio Johnson, OL Cyril Lemon, S Marcus Trice, LB Derek Akunne

Offense: Multiple

Defense: 4-3

School enrollment: 36,111

Stadium: Apogee Stadium



NORTH TEXAS FOOTBALL

Byrd's contributions often overlooked

By Brett Vito
Staff Writer

Brandin Byrd has never been the center of attention during his North Texas career.

The senior running back spent two seasons playing behind Lance Dunbar, the school's all-time leading rusher who is now with the Cowboys, and was overlooked last year when a flashier player emerged in backup Antoine Jimmerson.

Nothing much has changed this fall for Byrd, who once again beat out more heralded players for the starting job, including Purdue transfer Reggie Pegram.

Being overlooked is just fine with Byrd, who wants nothing more than to contribute again this season.

"I just go out and play and do whatever I can to help the team," Byrd said. "Whatever happens with the rest of it happens."

That approach describes Byrd, whose quiet contributions have made him a valued part of UNT's offense.

The former Copperas Cove standout broke free for an 85-yard touchdown run that snapped a 14-14 tie and sent UNT on its way to a 24-14 win over South Alabama last season. Byrd finished with 109 rushing yards against USA and posted three 100-yard games overall while leading UNT with 875 yards.

Byrd has 1,127 rushing yards in his career. A repeat of last year's performance would give him a place among the top 10 players in UNT history in career rushing yards.

"With the competition and depth that

BYRD | 2012 statistics

Running back Brandin Byrd, shown below in North Texas' spring game led the Mean Green with 995 all-purpose yards in 2012. The following is a look at his contributions:



Category	Attempts	Yards	TDs
Rushing	205	875	4
Receiving	18	92	0
Kick returns	3	28	0
Totals	226	995	4



Byrd

we have at running back right now, it would be easy to take a guy like him for granted," UNT head coach Dan McCarney said. "I don't.

"He's a good blocker, a good receiver, will run the ball hard and is a tough guy."

Byrd contributed in a variety of ways last season. In addition to leading the team in rushing, he caught 18 passes for 92 yards and returned three kickoffs for 28 yards.

Add those totals up, and Byrd led the team with 995 all-purpose yards.

Tommy Perry joined UNT's staff as its running backs coach after last season and quickly came to appreciate Byrd's consistency and intelligence.

"Byrd's the kind of guy where if you see

him in the hallway before practice you can say, 'Hey, on this play, why don't you lean on that safety who is going to come free and then run right through his shoulder?' That is all you have to tell him," Perry said. "Then he goes out on the field and does it. There are not many guys who have both that kind of intelligence and that kind of talent."

UNT can always count on Byrd to be in the right place in pass protection to pick up blitzes and contribute in the passing game.

Being a well-rounded and intelligent player is something Byrd takes pride in.

"The game is 80 percent mental," Byrd said. "You can be a guy who is a heck of an athlete, but if you don't know what is going on out there, you are not going to be too good. You have to be technically sound."

Being technically sound is something that doesn't grab a lot of attention, but it's vital to a team's success. Byrd's teammates are quick to point out all the ways he contributes that can sometimes be overlooked.

"Byrd is steady and is a great leader," offensive lineman Antonio Johnson said.

"We know we can count on him more than 110 percent. I don't overlook him and neither do the guys on the team. We appreciate him."

Byrd will start again this season and lead a talented group of running backs.

Jimmerson returns after missing the last two games of the 2013 season with a broken shoulder blade. Pegram will play as will Rex Rollins, a speedy redshirt freshman who will serve as a change-of-pace back.

"Byrd doesn't want to come off the bench," McCarney said. "He wants to be the starter and go out there for that first series against Idaho. He has a quiet presence and a quiet dignity about him, but yet he has this fierce competitiveness inside of him. He is a joy to coach every day."

The consistency that Byrd has shown throughout his career is a big reason why. It's something he takes pride in.

"I try to let the game come to me and do my job so that I can help the team," Byrd said. "Everyone has a strength to their game. One of my main ones is being consistent and knowing what to do."

DENTON, TX

NORTH TEXAS VAPOR SHOP

& AQUARIUM LOUNGE

E-CIGS * E-JUICE * ACCESSORIES * CONSULTATIONS

347 E. Hickory

www.northtexasvaporshop.com

387-VAPE

Extended Hours!

M-W 11-7
Th-F 11-8
Sat 11-7
Sun 12-5

NORTH TEXAS FOOTBALL

Connection trio shares sparks UNT line

By Brett Vito
Staff Writer

Cyril Lemon chuckled this fall at the thought of the appropriate nature of the weekly routine he and a few of his North Texas teammates follow.

Lemon, Antonio Johnson and Mason Y'Barbo all gather on Thursday nights during the season and settle on a place to eat out.

The bill can get hefty at times for the core of the Mean Green's offensive line. The three juniors combine to tip the scales at well over 900 pounds and tip the scales of competition in UNT's favor more often than not on Saturdays because of their talent and the connection between them those meals help foster.

"Any time you have players who hang out off the field, it helps you on the field," Lemon said. "We have become friends, not just teammates. We have each other's backs off the field and on the field."

That connection was evident last season, when UNT allowed just six sacks the entire season. That total was the lowest in the nation, which was an impressive feat considering UNT played LSU and Kansas State on the road in addition to facing four other teams that played in bowl games.

There is a poster in the meeting room UNT's offensive line uses at the Mean Green Athletic Center commemorating the achievement.

UNT head coach Dan McCarney often refers to the power of the unit when talking about the group that seems a little overlooked when it comes to individual accolades. Aaron Fortenberry, UNT's senior center who completed his career last season, was the only first- or second-team All-Sun Belt Conference selection among the Mean Green's offensive linemen last season.

None of UNT's trio of junior offensive linemen was named to the preseason All-Conference USA team this fall, either.

Taken individually, UNT's trio of veteran linemen might not stand out. Put them together and they are tough to beat. Just like Lemon, Y'Barbo credited the connection they share after having played together for years.

Lemon and Y'Barbo start at guard, while Johnson is a tackle.


"Antonio and I had a friendship

UNT | A cornerstone trio

Guards Mason Y'Barbo and Cyril Lemon and tackle Antonio Johnson form a core of three juniors that will power the North Texas offensive line this season. The following is a look at the group:

Antonio Johnson, tackle

The 6-6, 311-pound tackle has started 23 straight games in the first two seasons of his college career. The former Diboll standout played basketball in high school and has shown quickness and solid footwork for a player his size.




Mason Y'Barbo, guard

A player known as "Badger" at UNT because of his tenacity, Y'Barbo has started 24 straight games for the Mean Green. Y'Barbo, who is listed at 6-2, 309, was named honorable mention All-Sun Belt Conference last season.



Cyril Lemon, guard

Lemon has started all 24 games of his college career and earned honorable mention All-Sun Belt Conference honors in each of his first two seasons. Lemon is a monstrous player at 6-3, 321, and is terrific in pass protection.



immediately," Y'Barbo said. "When Cyril started playing as a true freshman, he was right in there with us. That has helped us. The closer you are, the more trust you have with each other. Antonio and I don't have to say anything. We know what each other are going to do. It's second nature."

UNT quarterback Derek Thompson said one can often find the members of the Mean Green's offensive line in the film room or on the field fine-tuning their game plan for the next week at 6 a.m. on weekdays.

The group just goes about its business without much fanfare or recognition while keeping an even keel.

See O-LINE on 24



Denton Record-Chronicle/David Minton
North Texas offensive lineman Mason Y'Barbo hoists up wide receiver Brelan Chancellor (3) after Chancellor a touchdown last season at Apogee Stadium.

North Texas Elite

is looking for highly motivated students from Denton County.



940-759-2192
www.NorthTexasElite.com

NORTH TEXAS FOOTBALL

From Page 23

O-line

"It's a joy to be around those guys," McCarney said. "Those three guys every single day are there with the same look on their faces. They work their tails off, don't give in to adversity and don't care who is on the schedule — a team that is 9-1 or 1-9. You are still going to get the same effort and productivity out of those guys either way."

McCarney and the members of the group give much of the credit to offensive line coach Mike Simmonds, who played four years in the NFL.

No one appreciates what Simmonds and the core of UNT's offensive line has accomplished more than Thompson.

"They're awesome," Thompson said. "They do such a good job with blitz pickups and knowing what they are going to do. It was nice to know that I could drop back and see things down the field. It could be similar this year."

UNT is hoping that it will be. Fortenberry won't be easy to replace, but the Mean Green still has Lemon, YBarbo and Johnson to build around and a reminder of what is possible hanging in

"Any time you have players who hang out off the field, it helps you on the field. We have become friends, not just teammates. We have each other's backs off the field and on the field."

— Cyril Lemon, North Texas offensive lineman on the connection he shares with two other junior starters

their meeting room. The poster commemorating their six-sack season is special to each member of the trio.

"We are very proud of only allowing six sacks," YBarbo said. "It was a big accomplishment for us, something that isn't done very often. It meant a lot to us and our coaches, but at the same time this is a new year and a new line."



Denton Record-Chronicle/David Minton

North Texas offensive lineman Cyril Lemon, bottom, blocks Arkansas State sophomore linebacker Qushaun Lee, clearing the way for running back Antionne Jimmerson to cross the goal line last season at Apogee Stadium.

NORTH TEXAS FOOTBALL

North Texas DB Trice making most of opportunity

By [DANIEL KRAMERSPORTS@ONLINEATHENS.DOM](mailto:DANIEL.KRAMERSPORTS@ONLINEATHENS.DOM) – updated Friday, September 20, 2013 - 10:33pm

When Marcus Trice chose to leave Oklahoma for North Texas, speculation mounted that it related to someone formerly of the Georgia stable – Willie Martinez.

Trice, the Mean Green senior defensive back, transferred from Oklahoma just after Martinez, the former defensive coordinator at Georgia, had committed NCAA secondary violations regarding voluntary workouts.

But Trice said that wasn't why he left.

“There were times at Oklahoma where I wasn't that focused, distracted by this or that going on in my outside life,” he said. “I felt like [God] put me here at North Texas for me to be really grow as an individual and player.”

Trice, the nation's 25th ranked high school cornerback in 2009, played in 27 games over two seasons for the Sooners, but was reserved as a backup safety or a special teams asset. He had hopes of being utilized more and was even broached taking offensive reps to no avail.

Transferring was no picnic though.

Trice announced his decision to leave in early March of 2011 and went through a whirlwind of an offseason before finally signing with North Texas in late July. During that span, Trice spoke with other programs before selecting the Mean Green, whose campus sits 50 miles from his childhood home outside Dallas.

NORTH TEXAS FOOTBALL

After sitting out what he called a “very anxious” 2011 season, Trice made an immediate impact in 2012.

He played in all 12 games, picked two interceptions, forced and recovered two fumbles and racked up 63 tackles, good for fourth on the team. He also had 6.5 tackles for loss, with only a linebacker and defensive end ranking ahead of him in that category.

Trice is at it again this season, already forcing two turnovers through three games (one interception and one fumble) and tallying 28 tackles, behind only linebacker Zachary Orr.

He attributes much of his success to the patience he endured through transferring.

“I was anxious to get here, hurry up and get through that year I had to sit out so I get my opportunity to play,” Trice said.

Trice added that’s why he still holds Oklahoma in such high regard. He said he never had held animosity towards the Sooners coaching staff, including Martinez.

“He’s a great man,” Trice said of Martinez. “He taught me more about life and investing in the little things, like going to class, being places on time or early, looking people in the eye when you speak to them, respecting your elders.”

Trice was then asked – in lieu of this weekend’s game – if Martinez ever spoke of Georgia during his time at Oklahoma.

“We actually used to watch a lot of Georgia film,” Trice said. “He had ultimate respect for those guys. If he said anything about Georgia, it was just about how competitive they are and how hard they work.”

NORTH TEXAS FOOTBALL

Senior Brelan Chancellor still on top of his return game

By Reporter on October 1, 2013

Kick and punt returns can change the outcome of a game in the span of 20 seconds, and the Mean Green has one of the top return men in the game.

Senior wide receiver Brelan Chancellor is the only player in the nation that is in the top 10 in both kickoff returns and punt returns average this year. He is also fifth in the nation in all-purpose yards – a combination of yards gained through receiving, rushing, punt and kickoff returns.

"Brelan is a guy that doesn't say much and is respected by all in the locker room," McCarney said. "He wants to leave the legacy of a winning season and helping take this program to places it hasn't been in a while and defy all the odds."

Standing 5 feet 9 inches, Chancellor's small stature doesn't prevent him from making a mark on the game.

"There're lots of examples in college football that the small players are not gone from the sport of football," head coach Dan McCarney said. "He is a great football player. Not just a good one, but a great one."

Growing up as a Cowboys fan, Chancellor has emulated the styles of some of his favorite players.

"I grew up watching Emmitt Smith, Michael Irvin and Deion Sanders," he said. "They were guys that really knew how to play the game the right way."

At Copperas Cove high school, Chancellor started to become more multi-dimensional on the football field and in his junior year started playing at wide receiver during different points of the game.

"This school has four players on NFL rosters now and he is right there. He's a great one," Copperas Cove head coach Jack Welch said. "He is so dynamic. Anytime he could touch the ball he has the chance to score because of his vision and god-given moves on the field."

One of those NFL players is Heisman winner and starting Redskins quarterback Robert Griffin III. Chancellor was called up to varsity and played a couple of games with Griffin in his senior season.

Former head coach Todd Dodge brought in Chancellor to be a slot receiver, but he made his name known early through special teams by returning kickoffs.

As a freshman, Chancellor set a single-season school record with 923 kick return yards in nine games and 33 attempts and two touchdowns. It put him second in the nation and he would break the record again the following year.

"You have to be fearless as a kick returner because you're running full speed at them and they're running full speed at you," Chancellor said. "It's a battle of split second decisions because someone is either going to hit you or you're going to beat them. It's like nothing else on the field."

Chancellor's ability to change the outcome of games on special team is one of the most exciting things to watch while at a Mean Green football game. He's worth the price of any admission to a football game, McCarney said.

"He has made me miss a [tackle] a number of times in practice," senior linebacker Zach Orr said. "There is definitely a spot for him in the next level. His size is irrelevant. It's not the size of the dog in the fight, it's the size of the fight in the dog and Brelan [Chancellor] is a perfect example at that."

After college, Chancellor hopes to continue his football career and become the fifth player from Copperas Cove to make it to the NFL. But if his dreams of playing don't pan out, he wants to continue his career by coaching from the sidelines.

"I just want to stay in football. There's just something about this game," Chancellor said. "It's what I've always known and what I love. You always want to do something you love, so why not teaching others how to play the game the way it's meant to play?"

Senior wide receiver Brelan Chancellor returned from the broken collarbone that sidelined him at the end of last season. He was named the Conference USA Special Teams Player of the Week on Sept. 23, 2013 for his performance against Georgia

MEAN GREEN

OFFENSE

Brelan Chancellor
All-Conference
WR/KR/PR

The best kick returner in the nation.

Senior WR Brelan Chancellor not only led C-USA in kick and punt returns in 2013, he was the only player in the nation in the top 10 in both punt and kickoff returns, averaging 16.8 yards per punt return (#5 in the nation) and 28.1 per kickoff return (#9).

378 points scored this year, second most in school history and most since 1951.

61 yards needed to reach 5,000 yards total offense for the season, a school record.

10 sacks allowed this year. Since 2012, NT has allowed 16 sacks, fewest in the nation.

300 yards rushing in three games this year, the most 300+ games since 1959.

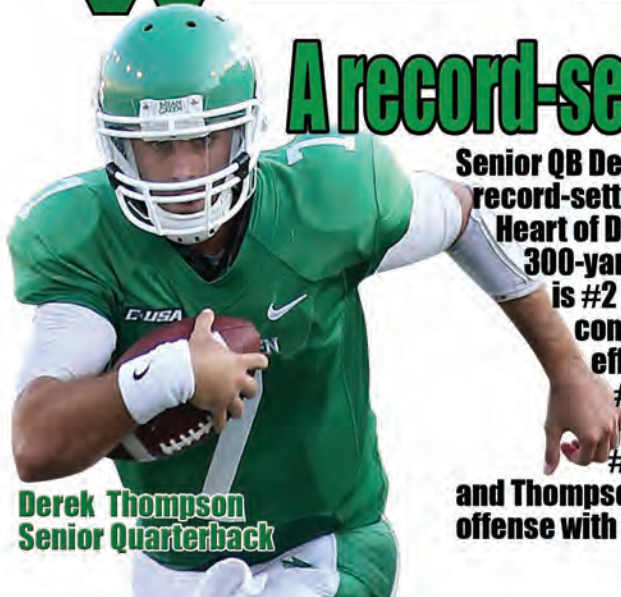
30 points or more scored in six games, the most since returning to FBS in 1995.

Mason YBarbo
All-Conference OL

A record-setting career.

Senior QB Derek Thompson will conclude a long, record-setting Mean Green career at the Heart of Dallas Bowl. Thompson has the most 300-yard passing games (7) in school history; is #2 in passing attempts (1,025) and completions (615); is #5 in passing efficiency (125.18) and passing TDs (40); #4 in completion percentage (60.0%); #3 in 200-yard passing games (19); #2 in consecutive 200-yard games (8); and Thompson is #3 in school history in total offense with 7,502 yards.

Derek Thompson
Senior Quarterback



MEAN GREEN FOOTBALL

SENIOR
LINEBACKER
ZACH
ORR

— 2013 SCHEDULE AND RESULTS —

Aug 31	Idaho	W, 40-6
Sep 7	at Ohio	L, 27-21
Sep 14	Ball State	W, 34-27
Sep 21	at Georgia	L, 45-21
Oct 5	at Tulane*	L, 24-21
Oct 12	Middle Tennessee*	W, 34-7
Oct 19	at Louisiana Tech*	W, 28-13
Oct 26	at Southern Miss*	W, 55-14
Oct 31	Rice*	W, 28-16
Nov 9	UTEP*	W, 41-7
Nov 23	UTSA*	L, 21-13
Nov 30	at Tulsa*	W, 42-10

* Conference USA Games

WWW.MEANGREENSPORTS.COM