



# The UNT Debit Card

## More than just a debit card



# Benefits For Parents, Friends & Family

- **Fast access to funds!**
- **Toll-free customer service!**
- **Cash access via ATMs (worldwide) anytime, anywhere**
- **Debit card purchasing convenience and control**
- **Ability to transfer money quickly and conveniently to their student's FDIC insured bank account**

# The OneAccount offers...



- **FDIC Insured checking with no minimum balance or monthly fees**
- **A quick and easy send money feature**
- **On and off campus ATM use**

# Getting Started

- Visit [UNTDebitCard.com](http://UNTDebitCard.com) and enter your card number in the “Get Started” box
- Enter the requested information and select an “Easy Refund,” the fastest and easiest way to gain access to your refund money
- Complete the OneAccount setup options
- Your card is now activated and ready to use



# What to look for...



25 SCIENCE PARK SUITE 200  
NEW HAVEN, CT 06511



STEPHANIE JONES  
25 SOMESTREET STREET  
APT. 2015B  
YOUR TOWN, XX 06511

RETURN SERVICE REQUESTED

# UNTdebitcard.com



Email Address:

Ex: janedoe@yahoo.com

Password:

(case sensitive)

[Log In!](#)

[Reset Password](#)

[Activate Your Card](#)

[Learn More](#)

[Family & Friends](#)

**UNT Debit Cards will ship by the end of November 2008**

## WELCOME...

You have choices when it comes to receiving your refunds. **Choosing an Easy Refund<sup>SM</sup> into your OneAccount is the fastest refund option.** Enter your card number below to get started.

### New Cardholders: Activate Your Card!

Enter your 16-digit card number and click Activate!



[▶ Where's My Card?](#)


[▶ View a Demo](#)

[Activate!](#)

### Get Help!

- [▶ Why Enter My Card Number?](#)
- [▶ How to Use the OneAccount for Free](#)
- [▶ Learn More at LearnAboutOne.com](#)
- [▶ Customer Support](#)

Watch an Orientation Video



# ... next view ...

Login Setup → Refund Choice → Refund Setup → OneAccount Setup → Notifications Setup

Welcome to UNT - Your UNT Debit Card provides you with convenience that will simplify your life at UNT.

In the next few steps you will:

1. Authenticate your card - this is done for security purposes.
2. Create a username and password so that you can update your settings at [www.UNTDebitCard.com](http://www.UNTDebitCard.com) anytime.
3. Verify and complete your personal profile - used to enable fast delivery of your money should you ever be owed a refund.
4. Choose your preference for how to receive any refund owed to you by UNT.
5. Choose if you would like to take advantage of the benefits of the FREE OneAccount. With the OneAccount, you can use your card as a Debit MasterCard®.
6. If you choose the OneAccount, complete account setup.

While completing the next steps of the process you'll want to avoid using the "Back" button to navigate. Doing so will cause the process to start over.

**Tips from EasyHelp**

During card setup, look for the "Tips from EasyHelp" box. In it you'll find helpful hints that will help guide you.

For more tips try EasyHelp!

**EASYHELP**  
The Fast & Easy way to get help!

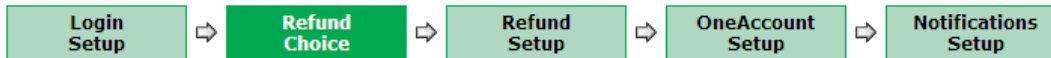
**Get Started - Authenticate Your UNT Debit Card**

Card Number:

Name on Card:

Security Code:

# Select One of Three Options



## Refund Choices

You have the following choices for how to receive refunds from UNT. Please make your choice below.

Refund Choices	Refund Description	Time of Refund
<input type="radio"/> Easy Refund <b>Recommended</b>	Receive your money into your UNT Debit Card when it is released by the university. Use your UNT Debit Card to access your money.	Within minutes of being released by UNT
<input type="radio"/> ACH Transfer (to other bank)	Have your money directly deposited into any bank account you designate. Required to fill out a form.	3 or more Business Days
<input type="radio"/> Paper Check	Receive a paper check by mail.	5 or more Business Days

Next

### Tips from EasyHelp

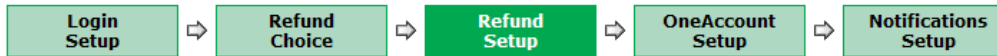
1. You can [change your preference](#) at any time.
2. If you choose ACH Transfer (to other bank), remember that you also need to fill out a paper form and mail it to Higher One.

For more tips try EasyHelp!

**EASYHELP**  
The Fast & Easy way to get help!



# Refund Setup .... Mobile Alerts



## Information Verification

Please verify and update your information below. The address and phone number you enter will be considered your primary address and will be used for any mail or telephone contact.

You can always log in to [www.UNTDebitCard.com](http://www.UNTDebitCard.com) to change your primary address or add other contact information to your profile.

Please be advised that for your protection, any mail or UNT Debit Card replacement cards from Higher One will not be forwarded. It is very important to keep your mailing address current.

### Information

Required fields are denoted with an asterisk (\*).

Name: Steven Collins [Change Name?](#)


\* Street 1:

Street 2:

\* City:

\* State:  \* Zip:  -

\* Phone:  -  -

Mobile Phone:  -  -   **Mobile Alerts**  
[Learn More](#)

\* Date of Birth:  /  /   
mm dd yyyy

## Tips from EasyHelp

1 Higher One makes a commitment to your privacy and will never sell consumer data.

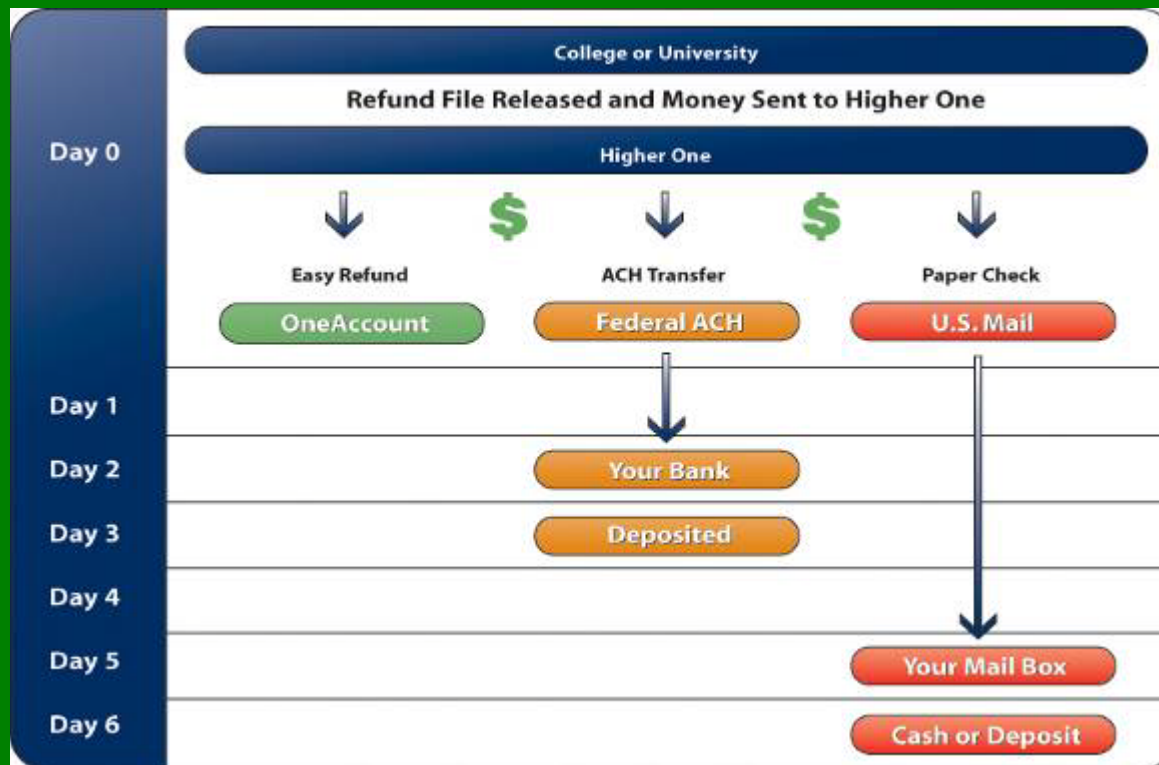
2. Verifying that your information is accurate ensures that there will be no delay in receiving any refunds.

3. You can add additional contact information later by choosing "Profile", then "Address & Phone" from the main menu.

For more tips try EasyHelp!

**EASYHELP**  
The Fast & Easy way to get help!

# Students choose one of the following refund preferences with the **UNT Card**



# The UNT Debit card is:

- **Not a credit card**
- **Not an optional card**
- **A key for choosing a refund preference**
- **Students must select a refund preference**
- **Not difficult to obtain**
  - Offered through University of North Texas

**Additional Questions?**

**Visit:**

**[UNTDebitCard.com](http://UNTDebitCard.com)**

**or**

**[LearnAboutOne.com](http://LearnAboutOne.com)**