


# Legislative Appropriations Request

Fiscal Years 2016 and 2017



Submitted to the Governor's Office of Budget, Planning  
and Policy and the Legislative Budget Board

**UNT** | SYSTEM™

August 2014



# University of North Texas System Administration

## Table of Contents

<b>Administrator’s Statement</b> .....	1
<b>Organizational Chart</b> .....	5
<b>Summaries of Requests:</b>	
2.A. Summary of Base Strategy.....	7
2.B. Summary of Base Request by Method of Financing.....	9
2.C. Summary of Base Request by Object of Expense.....	13
2.E. Summary of Exceptional Items Request.....	14
2.F. Summary of Total Request by Strategy.....	15
<b>3.A. Strategy Requests:</b>	
System Office Operations.....	17
Tuition Revenue Bond Retirement.....	19
Federation of North Texas Area Universities.....	20
Universities Center at Dallas.....	22
UNT Dallas College of Law.....	24
<b>4.A. Exceptional Item Request Schedule</b> .....	27
<b>4.B. Exceptional Items Strategy Allocation Schedule</b> .....	30
<b>4.C. Exceptional Items Strategy Request</b> .....	32

# University of North Texas System Administration

## Table of Contents

### Supporting Schedules:

6.A. Historically Underutilized Business.....	34
6.H. Estimated Funds Outside the Institution’s Bill Pattern.....	36
6.I. 10 Percent Biennial Base Reduction Options.....	37
8 Summary of Requests for Capital Projects.....	40

### Higher Education Schedules:

Schedule 1A – Other Educational and General Income.....	41
Schedule 3A – Staff Group Insurance Data Elements (ERS) UNT System Administration Excluding College of Law .....	44
Schedule 3A – Staff Group Insurance Data Elements (ERS) College of Law.....	47
Schedule 4 – Computation of OASI.....	50
Schedule 5 – Calculation of Retirement Proportionality and ORP Differential.....	51
Schedule 7 – Personnel.....	52
Schedule 8A – Tuition Revenue Bond Projects.....	54
Schedule 8C – Revenue Capacity for Tuition Revenue Bond Projects.....	55
Schedule 9 – Special Item Information.....	56

<b>Agency Code:</b>	<b>Agency Name:</b>	<b>Prepared By:</b>	<b>Date:</b>	<b>Request Level:</b>
769	University of North Texas System Administration	Susan Sherman	August 2014	Baseline

For the schedules identified below, the UNT System Administration either has no information to report or the schedule is not applicable. Accordingly, these schedules have been excluded from the UNT System Administration Legislative Appropriations Request for the 20116-17 biennium.

<b>Number</b>	<b>Name</b>
2.C.1	Operating Costs Detail
2.D.	Summary of Base Request Objective Outcomes
2.G.	Summary of Total Request Objective Outcomes
3.B.	Rider Revisions and Additions Request
3.C.	Rider Appropriations and Unexpended Balances Request
5A-5E	Capital Budget
6.B.	Current Biennium One-time Expenditure Schedule
6.C	Federal Funds Supporting Schedule
6.D.	Federal Funds Tracking Schedule
6.E.	Estimated Revenue Collections Supporting Schedule
6.F.	Advisory Committee Supporting Schedule
6.G.	Homeland Security Funding Schedule
6.J.	Impacts Related to Federal Health Care Reform Schedule
6.K.	Budgetary Impacts Related to the Federal Budget Control Act - Sequestration
7	Indirect and Direct Administrative and Support Costs
Schedule 2	Selected Educational, General and Other Funds
Schedule 6	Constitutional Capital Funding
Schedule 8B	Tuition Revenue Bond Issuance History



## Administrator's Statement

8/4/2014 11:44:42AM

84th Regular Session, Agency Submission, Version 1  
Automated Budget and Evaluation System of Texas (ABEST)

---

### 769 University of North Texas System Administration

---

#### Overview of UNT System

The University of North Texas System serves the state with three institutions in North Texas, one of the fastest growing metropolitan regions in the state and country : University of North Texas in Denton, University of North Texas Health Science Center in Fort Worth and University of North Texas at Dallas. The UNT System also provides high-quality, innovative, and affordable legal education in downtown Dallas at the University of North Texas at Dallas College of Law, which is administered by the UNT System Administration while it transitions to an accredited state institution. The UNT System has a \$1 billion annual budget, employs over 10,000 people throughout North Texas , and provides around \$2 billion in economic activity to the region every year .

UNT System component institutions, responding to demand in the region and the state, are among Texas's fastest growing institutions of higher education. In Fall 2013, 40,441 students enrolled at UNT System institutions, a 26 percent increase over Fall 2003 . By 2020, enrollment at UNT System institutions is projected to increase to more than 48,000 students. Over the past decade, the number of degrees awarded each year has increased 62 percent to 8,880 in 2013 .

#### UNT System Component Institutions

UNT – The University of North Texas, the flagship of the UNT System, is the nation's 24th largest public university, and the largest, most comprehensive in the North Texas region with more than 36,000 students. It is among the state's Top 5 universities at graduating students, awarding more than 8,000 degrees each year. As a growing emerging research university, UNT has a creative culture that fuels innovation and progress through its academically talented students and scholarship-driven faculty. UNT attracts intellectual capital that spurs economic development and provides a workforce of bright, creative and entrepreneurial college graduates. President Neal J. Smatresk became UNT's 16th president in February 2014. With nearly 35 years of experience in higher education, President Smatresk is known for steering universities to national prominence by providing quality, affordable education; expanding research and innovation; and building strong partnerships.

UNTHSC - The University of North Texas Health Science Center consists of five colleges and schools: the Texas College of Osteopathic Medicine, the Graduate School of Biomedical Sciences, the School of Public Health, the School of Health Professions and the UNT System College of Pharmacy. The institution emphasizes team-oriented, evidence-based best practices, quality-improvement approaches, and informatics to deliver more effective and efficient patient care. Students who experience inter-professional discipline are better prepared to contribute to a culture of patient safety and improved patient outcomes. With a record enrollment of 2,145 students in 2013, UNTHSC's academic strength continues to grow in national prominence. UNTHSC is ranked 15th for Rural Medicine, 17th for Family Medicine, and 31st for Primary Care by U.S. News & World Report. Michael Williams, DO, MD, FACHE, was named president of UNT Health Science Center in July 2013. He previously served on the UNT System Board of Regents for 15 months, relinquishing the position prior to being named Interim President in December 2012.

The UNT System College of Pharmacy is the first pharmacy school in the North Texas region and the first to be located on an academic health science center campus. Pre-candidate status was granted by the Accreditation Council for Pharmacy Education (ACPE) in June 2013, and the inaugural 82-member class began in August 2013. By August 2014, 25 full-time faculty will be on hand to instruct a second class of 100 students.

UNT Dallas – The city's first and only public, four-year university, was established in 2010 and attained separate accreditation from the Southern Association of Colleges and Schools (SACS) in 2013 . Enrollment grew to 2,140 students in Fall 2013, educating a diverse and historically underserved student body comprised of 39 percent Hispanic, 36 percent African-American, and 70 percent female students. The number of academic programs at UNT Dallas has grown to 16 undergraduate and 6 graduate degrees. In fiscal year 2013, 466 students (378 undergraduate and 88 graduate students) earned degrees from UNT Dallas. Dr. Ronald Brown began his tenure as president in July 2013, and has challenged the university to strive toward its vision of becoming a valuable center of enrichment whose students are inspired to learn and faculty, students, and community develop their full potential.

**769 University of North Texas System Administration**

---

UNT Dallas College of Law – In 2009, the 81st Legislature approved the University of North Texas at Dallas College of Law, the first new public law school established in Texas in more than forty years. The College of Law is dedicated to providing affordable innovative legal education and graduating practice-ready lawyers. The inaugural class of the College of Law, comprising approximately 90 full-time and 50 part-time students, began classes in August 2014. They were selected from an applicant pool of more than 600 individuals. Second and third classes will enroll during the upcoming fiscal biennium. The law school is currently operating out of the UNT System Building at 1901 Main Street in downtown Dallas. The College of Law will move into its permanent location, the historic former Dallas Municipal Building, after funds become available to complete its renovation. The founding dean, Judge Royal Furgeson, joined the UNT Dallas College of Law in Summer 2013, after serving as a federal district court judge for over eighteen years.

**Financial Transformation**

The UNT System’s administrative leadership and Board of Regents are committed to transforming the organization’s financial operations to ensure greater accuracy, integrity and accountability. As a state-supported entity the UNT System acknowledges our responsibility to the State of Texas as a whole, as well as our community of students, faculty, employees, alumni, to develop and maintain financial operations and reporting of the highest professional standards. A series of multiyear improvement projects were initiated in 2012 and 2013 when it became clear modernization and upgrades to outdated procedures were necessary. These improvements began before significant problems in our System’s financial recordkeeping and reporting were discovered and disclosed in early 2014. The Financial transformation project includes implementing business process improvements, taking advantage of efficiencies and standardization opportunities, deploying effective technologies, and ensuring strict and consistent financial controls. Plans include a full external audit, better budget reporting data, a consolidation of accounting offices into one unified System Controller operation, and upgrades of our financial software.

Since April, UNT System, UNT and UNT Dallas have recruited strong new finance leadership with significant experience in state and higher education budgeting, finance, and reporting. Across the UNT System, policies and procedures are being implemented to conform and become consistent with accounting best practices. We are committed to being good stewards and providing value and service to the citizens of Texas, and will create a culture of compliance and integrity to ensure our employees and leaders are trained to adhere to these values.

**Role of the System Office**

The UNT System Administration, founded in 1999, provides governance and service to the UNT System component institutions in the areas of law, finance, audit, academic affairs and student success, facilities and construction, and governmental relations. Chancellor Lee Jackson has led the UNT System since 2002, and is supported by five Vice Chancellors and a Chief Internal Auditor.

Like its counterpart central administrative offices across the state, the UNT System:

- Provides executive leadership;
- Represents the University of North Texas System and its component institutors in all legal matters;
- Leads the development of educational mission, policy, and programs and facilitates and coordinates new initiatives and academic and student affairs planning and implementation;
- Oversees system-wide financial planning and analysis, including coordination of the annual institution budgets within the UNT System;
- Supervises compliance with federal, state, and local laws and with Board of Regents policies;
- Provides a full range of professional design, development and management support for facilities planning and construction;
- Establishes state and federal legislative and policy priorities for the System in collaboration with the Board of Regents institutional leadership and engages



## Administrator's Statement

8/4/2014 11:44:42AM

84th Regular Session, Agency Submission, Version 1  
Automated Budget and Evaluation System of Texas (ABEST)

---

### 769 University of North Texas System Administration

---

constituencies and stakeholders at all levels of government on issues impacting higher education;  
•Coordinates relationships with the region's communities and organizations and other university systems.

In addition to providing these central services, the UNT System Administration has worked for the past several years, at the direction of the Board of Regents, to centralize other key administrative services to increase efficiency and facilitate system-wide cost savings. This allows the UNT System component institutions to concentrate on carrying out their respective missions. These shared services efforts encompass system and university business services, information technology, and human resources.

UNT System Business Service Center – The UNT System Business Service Center (BSC) was established in September 2011 to offer selected business services to member institutions. The BSC provides Accounts Payable, Payroll, Purchasing, and HUB Administration services to the UNT System and each institution. The BSC has completed 147 process improvements since inception, yielding approximately \$2.5 million in annualized direct and indirect savings, and negotiated over \$750,000 in purchasing cost-savings. Through cost savings measures, the BSC returned to UNT System institutions dividends of \$275 thousand in FY2012, \$480 thousand in FY2013, and will return \$500 thousand in FY 2014. Recent major projects have included Electronic Employee On-Boarding, electronic Payroll Action Requests (ePAR), Corporate Travel Planners (CTP), and strategic sourcing (office supply, computers, scientific equipment, local hotels, etc.).

UNT System IT Shared Services – The UNT System IT Shared Services (ITSS) was created in December 2011 to improve information technology functions, services, and solutions to minimize costs, increase efficiency, and to provide innovative solutions for problems faced by the UNT System and its institutions. ITSS provides services including: technology infrastructure, application systems for financial management, learning management systems, collaboration systems, master contracting for widely used software and services, and classroom management. Since fiscal year 2012, ITSS has generated more than \$1.8 million in savings through shared contracts initiatives. Beginning in fiscal year 2015, ITSS will migrate to a converged technology model to improve the quality and reliability of servers and data centers. This is expected to generate an annual savings of \$500,000.

UNT System Human Resources Shared Services – UNT System Human Resources (UNTSHR) supports approximately 10,300 employees and 40,000 students across the System. The department includes Talent Acquisition, Talent Management, Total Rewards, Information Services, and Campus Human Resources departments. UNTSHR also provides workforce planning and consulting, market analysis, employment records and employee education and training.

The next step in UNT's development of unified administrative support services is in the process of being implemented during the summer of 2014. The new System controller organization will combine campus finance functions with previously consolidated Accounts Payable and Payroll responsibilities. The UNT System controller staff will be responsible for maintaining all financial records, producing internal records for campus leaders and data users and generating external reports and documents for signature by the appropriate campus and System authorities.

#### Legislative Appropriations Priorities

Growing institutions require the State's support for capital projects and strategic development of academic programs. The University of North Texas System Administration supports the priorities established at each campus of the UNT System, identified through their respective legislative appropriations requests.

The UNT System Administration legislative appropriations request includes two exceptional item requests for additional appropriations to support the UNT Dallas College of Law.

## Administrator's Statement

8/4/2014 11:44:42AM

84th Regular Session, Agency Submission, Version 1  
Automated Budget and Evaluation System of Texas (ABEST)

---

### 769 University of North Texas System Administration

---

UNT Dallas College of Law Renovations – The City of Dallas has committed to donate the historic Municipal Building and up to \$16 million toward renovation costs to provide a permanent home for the UNT Dallas College of Law. In order to take advantage of the substantial matching funds being offered the UNT System requests capital funding for the construction and renovation of educational facilities of \$56 million to complete the \$101 million renovation project required for the Municipal Building and associated College of Law facilities. The UNT System completed a \$29 million renovation to the UNT System building at 1901 Main Street to provide administrative and classroom space, and the law library for the UNT Dallas College of Law in order to allow the inaugural class to begin in August 2014. Through the City partnership and allocation of System resources, project matching funds in the amount of \$45 million, or 44.5 percent of total project budget, have been secured in order to significantly offset the cost to the State. These renovation projects will provide permanent facilities for the UNT Dallas College of Law.

Law School Operations – Located in downtown Dallas, the UNT Dallas College of Law has begun providing high-quality, affordable legal education in the largest metropolitan region in the U.S. formerly without access to a public law school. The inaugural class of the College of Law has enrolled for the 2014-15 academic year. Second and third classes will enroll during the upcoming fiscal biennium. UNT System requests additional funding for fiscal years 2016 and 2017 to allow the College of Law to operate and grow in advance of receiving full formula funding. Additional General Revenue support of \$783,713 in FY 2016 and \$1,530,854 in FY 2017 will address the cost of faculty salaries, library materials, and administrative and student support functions until full formula funding is realized. A one-time General Revenue appropriation in the amount of \$65,000 per year will support the development of a new instructional model for student success. The UNT Dallas College of Law is admitting a significant number of nontraditional law students, including older students, minority students, and students considered to be at-risk. The law school will develop an instructional model to enhance the ability of these students to succeed. The model includes the development of learning outcomes for each course, so students have a clear understanding of the learning objectives for each class. Courses will also include regular, low-stakes testing to improve retention and strengthen learning outcomes. While these approaches are novel in law schools, they have proven effective in other educational settings.

UNT System also requests:

- Investment in higher education through additional funding for base institutional operations. We request continued increases to the established main formulas for general academic institutions and health-related institutions, as recommended by formula advisory committees to the Texas Higher Education Coordinating Board.
- Increased funding for the Higher Education Fund (HEF).
- Increased support for financial aid.
- Funding to support the cost of the Hazlewood tuition and fee exemption for veterans and their children.

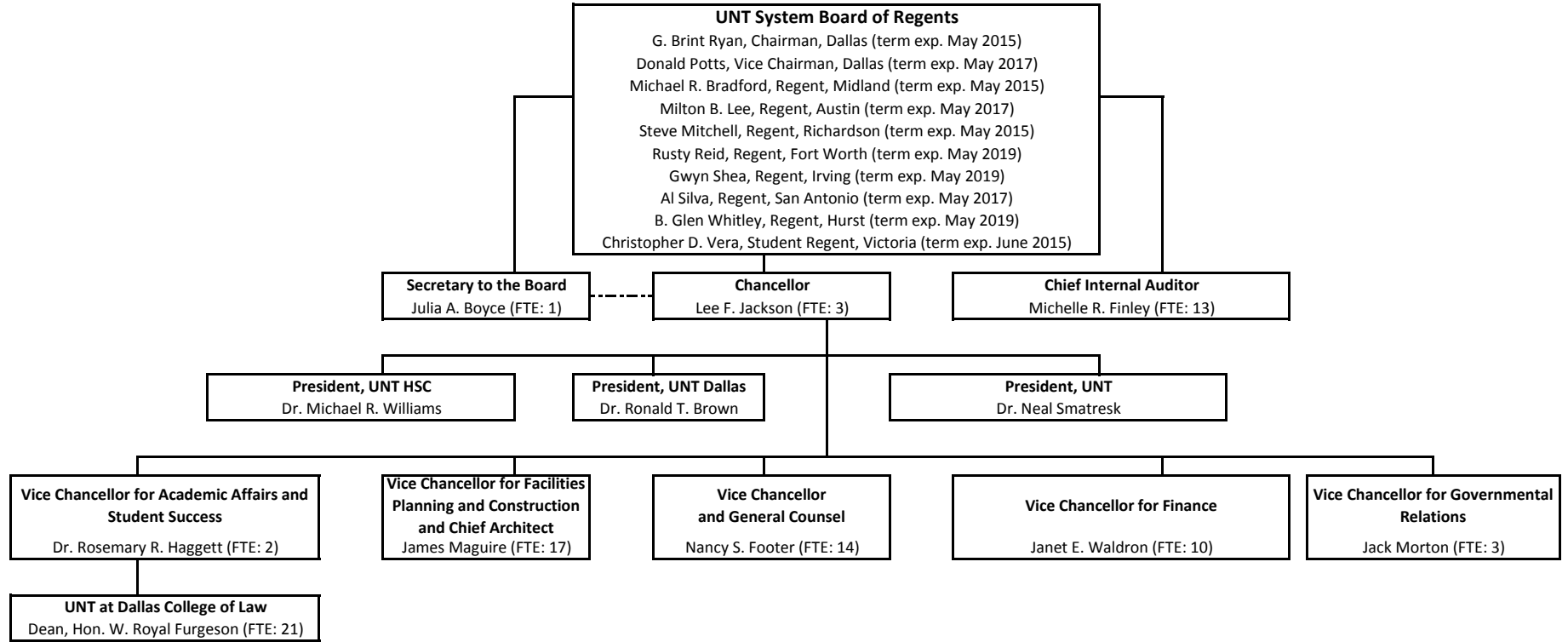
#### Criminal History Background Checks


The UNT System Office of Human Resources will provide background checks on all new employees as allowed by Texas Education Code Section 51.215 and Texas Government Code Section 411.094.

#### 10 Percent General Revenue Base Reduction Exercise

The four strategies within the UNT System Administration appropriation support unique and significant functions. While respectfully requesting that the 84th Legislature make no additional reductions, our approach to the base reduction exercise is to reduce each strategy equally by 10 percent.

# The University of North Texas System





2.A. Summary of Base Request by Strategy

84th Regular Session, Agency Submission, Version 1

Automated Budget and Evaluation System of Texas (ABEST)

769 University of North Texas System Administration

Goal / Objective / STRATEGY	Exp 2013	Est 2014	Bud 2015	Req 2016	Req 2017
<b>1</b> Provide Instructional and Operations Support					
<b>1</b> Provide Instructional and Operations Support					
<b>11 SYSTEM OFFICE OPERATIONS</b>	1,425,000	1,425,000	1,425,000	1,425,000	1,425,000
<b>TOTAL, GOAL</b> <b>1</b>	<b>\$1,425,000</b>	<b>\$1,425,000</b>	<b>\$1,425,000</b>	<b>\$1,425,000</b>	<b>\$1,425,000</b>
<b>2</b> Provide Infrastructure Support					
<b>1</b> Provide Operation and Maintenance of E&G Space					
<b>1 TUITION REVENUE BOND RETIREMENT</b>	0	0	0	0	0
<b>TOTAL, GOAL</b> <b>2</b>	<b>\$0</b>	<b>\$0</b>	<b>\$0</b>	<b>\$0</b>	<b>\$0</b>
<b>3</b> Provide Special Item Support					
<b>1</b> Instructional Support Special Item Support					
<b>1 FEDERATION OF NORTH TEXAS UNIV</b>	45,546	45,546	45,546	45,546	45,546
<b>2 UNIVERSITIES CENTER AT DALLAS</b>	425,567	425,567	425,567	425,567	425,567
<b>3 LAW SCHOOL</b>	1,470,000	1,470,000	2,525,553	3,509,429	4,439,621

2.A. Summary of Base Request by Strategy

8/4/2014 11:44:43AM

84th Regular Session, Agency Submission, Version 1

Automated Budget and Evaluation System of Texas (ABEST)

769 University of North Texas System Administration

Goal / Objective / STRATEGY	Exp 2013	Est 2014	Bud 2015	Req 2016	Req 2017
<b>TOTAL, GOAL 3</b>	<b>\$1,941,113</b>	<b>\$1,941,113</b>	<b>\$2,996,666</b>	<b>\$3,980,542</b>	<b>\$4,910,734</b>
<b>TOTAL, AGENCY STRATEGY REQUEST</b>	<b>\$3,366,113</b>	<b>\$3,366,113</b>	<b>\$4,421,666</b>	<b>\$5,405,542</b>	<b>\$6,335,734</b>
<b>TOTAL, AGENCY RIDER APPROPRIATIONS REQUEST*</b>				<b>\$0</b>	<b>\$0</b>
<b>GRAND TOTAL, AGENCY REQUEST</b>	<b>\$3,366,113</b>	<b>\$3,366,113</b>	<b>\$4,421,666</b>	<b>\$5,405,542</b>	<b>\$6,335,734</b>
<u>METHOD OF FINANCING:</u>					
<b>General Revenue Funds:</b>					
1 General Revenue Fund	3,366,113	3,366,113	3,366,113	3,366,113	3,366,113
<b>SUBTOTAL</b>	<b>\$3,366,113</b>	<b>\$3,366,113</b>	<b>\$3,366,113</b>	<b>\$3,366,113</b>	<b>\$3,366,113</b>
<b>General Revenue Dedicated Funds:</b>					
704 Bd Authorized Tuition Inc	0	0	840,000	1,588,800	2,300,640
770 Est Oth Educ & Gen Inco	0	0	215,553	450,629	668,981
<b>SUBTOTAL</b>	<b>\$0</b>	<b>\$0</b>	<b>\$1,055,553</b>	<b>\$2,039,429</b>	<b>\$2,969,621</b>
<b>TOTAL, METHOD OF FINANCING</b>	<b>\$3,366,113</b>	<b>\$3,366,113</b>	<b>\$4,421,666</b>	<b>\$5,405,542</b>	<b>\$6,335,734</b>

\*Rider appropriations for the historical years are included in the strategy amounts.

2.B. Summary of Base Request by Method of Finance

8/4/2014 11:44:44AM

84th Regular Session, Agency Submission, Version 1

Automated Budget and Evaluation System of Texas (ABEST)

Agency code: <b>769</b>		Agency name: <b>University of North Texas System Administration</b>				
<b>METHOD OF FINANCING</b>		<b>Exp 2013</b>	<b>Est 2014</b>	<b>Bud 2015</b>	<b>Req 2016</b>	<b>Req 2017</b>
<b><u>GENERAL REVENUE</u></b>						
<b><u>1</u></b> General Revenue Fund						
<i>REGULAR APPROPRIATIONS</i>						
Regular Appropriation 2012-13 MOF Table						
		\$3,366,113	\$0	\$0	\$0	\$0
Regular Appropriation 2014-15 MOF Table						
		\$0	\$3,366,113	\$3,366,113	\$0	\$0
Regular Appropriation 2016-17 MOF Table						
		\$0	\$0	\$0	\$3,366,113	\$3,366,113
<b>TOTAL,</b>	<b>General Revenue Fund</b>	<b>\$3,366,113</b>	<b>\$3,366,113</b>	<b>\$3,366,113</b>	<b>\$3,366,113</b>	<b>\$3,366,113</b>
<b>TOTAL, ALL</b>	<b>GENERAL REVENUE</b>	<b>\$3,366,113</b>	<b>\$3,366,113</b>	<b>\$3,366,113</b>	<b>\$3,366,113</b>	<b>\$3,366,113</b>

**GENERAL REVENUE FUND - DEDICATED**

**704** GR Dedicated - Estimated Board Authorized Tuition Increases Account No. 704

*REGULAR APPROPRIATIONS*

Revised Receipts

\$0	\$0	\$840,000	\$0	\$0
-----	-----	-----------	-----	-----

2.B. Summary of Base Request by Method of Finance

8/4/2014 11:44:44AM

84th Regular Session, Agency Submission, Version 1

Automated Budget and Evaluation System of Texas (ABEST)

Agency code: 769		Agency name: University of North Texas System Administration				
METHOD OF FINANCING		Exp 2013	Est 2014	Bud 2015	Req 2016	Req 2017
<b><u>GENERAL REVENUE FUND - DEDICATED</u></b>						
<b>Comments:</b> UNT Dallas College of Law estimated tuition.						
	Regular Appropriation from 2016-17 MOF Table	\$0	\$0	\$0	\$1,588,800	\$2,300,640
<b>Comments:</b> UNT Dallas College of Law estimated tuition.						
<b>TOTAL,</b>	<b>GR Dedicated - Estimated Board Authorized Tuition Increases Account No. 704</b>	<b>\$0</b>	<b>\$0</b>	<b>\$840,000</b>	<b>\$1,588,800</b>	<b>\$2,300,640</b>
<u>770</u>	GR Dedicated - Estimated Other Educational and General Income Account No. 770					
<i>REGULAR APPROPRIATIONS</i>						
	Revised Receipts	\$0	\$0	\$215,553	\$0	\$0
<b>Comments:</b> UNT Dallas College of Law estimated tuition.						
	Regular Appropriation from 2016-17 MOF Table	\$0	\$0	\$0	\$450,629	\$668,981
<b>Comments:</b> UNT Dallas College of Law estimated tuition.						
<b>TOTAL,</b>	<b>GR Dedicated - Estimated Other Educational and General Income Account No. 770</b>	<b>\$0</b>	<b>\$0</b>	<b>\$215,553</b>	<b>\$450,629</b>	<b>\$668,981</b>



**2.B. Summary of Base Request by Method of Finance**

8/4/2014 11:44:44AM

84th Regular Session, Agency Submission, Version 1

Automated Budget and Evaluation System of Texas (ABEST)

Agency code: <b>769</b>		Agency name: <b>University of North Texas System Administration</b>				
<b>METHOD OF FINANCING</b>		<b>Exp 2013</b>	<b>Est 2014</b>	<b>Bud 2015</b>	<b>Req 2016</b>	<b>Req 2017</b>
<b>TOTAL GENERAL REVENUE FUND - DEDICATED - 704, 708 &amp; 770</b>		\$0	\$0	\$1,055,553	\$2,039,429	\$2,969,621
<b>TOTAL, ALL GENERAL REVENUE FUND - DEDICATED</b>		\$0	\$0	\$1,055,553	\$2,039,429	\$2,969,621
<b>TOTAL, GR &amp; GR-DEDICATED FUNDS</b>		\$3,366,113	\$3,366,113	\$4,421,666	\$5,405,542	\$6,335,734
<b>GRAND TOTAL</b>		\$3,366,113	\$3,366,113	\$4,421,666	\$5,405,542	\$6,335,734

**2.B. Summary of Base Request by Method of Finance**

8/4/2014 11:44:44AM

84th Regular Session, Agency Submission, Version 1

Automated Budget and Evaluation System of Texas (ABEST)

Agency code: <b>769</b>	Agency name: <b>University of North Texas System Administration</b>				
<b>METHOD OF FINANCING</b>	<b>Exp 2013</b>	<b>Est 2014</b>	<b>Bud 2015</b>	<b>Req 2016</b>	<b>Req 2017</b>
<b>FULL-TIME-EQUIVALENT POSITIONS</b>					
REGULAR APPROPRIATIONS					
Regular Appropriations from MOF Table (2012-13 GAA)	77.0	0.0	0.0	0.0	0.0
Regular Appropriations from MOF Table (2014-15 GAA)	0.0	289.6	289.6	0.0	0.0
Regular Appropriations from MOF Table (2016-17 GAA)	0.0	0.0	0.0	326.0	343.0
RIDER APPROPRIATION					
Art IX, Sec 6.10(a)(2), Board or Administrator FTE Adjustment (2014-15 GAA)	0.0	2.9	19.2	0.0	0.0
UNAUTHORIZED NUMBER OVER (BELOW) CAP					
Unauthorized Number Over (Below) Cap	200.0	0.0	0.0	0.0	0.0
<b>TOTAL, ADJUSTED FTES</b>	<b>277.0</b>	<b>292.5</b>	<b>308.8</b>	<b>326.0</b>	<b>343.0</b>
<b>NUMBER OF 100% FEDERALLY FUNDED FTEs</b>	<b>0.0</b>	<b>0.0</b>	<b>0.0</b>	<b>0.0</b>	<b>0.0</b>

**2.C. Summary of Base Request by Object of Expense**

8/4/2014 11:44:45AM

84th Regular Session, Agency Submission, Version 1  
Automated Budget and Evaluation System of Texas (ABEST)

**769 University of North Texas System Administration**

<b>OBJECT OF EXPENSE</b>	<b>Exp 2013</b>	<b>Est 2014</b>	<b>Bud 2015</b>	<b>BL 2016</b>	<b>BL 2017</b>
1001 SALARIES AND WAGES	\$3,366,113	\$3,366,113	\$3,366,113	\$3,366,113	\$3,366,113
1005 FACULTY SALARIES	\$0	\$0	\$891,865	\$1,850,347	\$2,749,804
2008 DEBT SERVICE	\$0	\$0	\$0	\$0	\$0
2009 OTHER OPERATING EXPENSE	\$0	\$0	\$163,688	\$189,082	\$219,817
<b>OOE Total (Excluding Riders)</b>	<b>\$3,366,113</b>	<b>\$3,366,113</b>	<b>\$4,421,666</b>	<b>\$5,405,542</b>	<b>\$6,335,734</b>
<b>OOE Total (Riders)</b>					
<b>Grand Total</b>	<b>\$3,366,113</b>	<b>\$3,366,113</b>	<b>\$4,421,666</b>	<b>\$5,405,542</b>	<b>\$6,335,734</b>

**2.E. Summary of Exceptional Items Request**  
 84th Regular Session, Agency Submission, Version 1  
 Automated Budget and Evaluation System of Texas (ABEST)

DATE: 8/4/2014  
 TIME : 11:44:45AM

Agency code: 769

Agency name: University of North Texas System Administration

Priority	Item	2016			2017			Biennium	
		GR and GR/Dedicated	All Funds	FTEs	GR and GR Dedicated	All Funds	FTEs	GR and GR Dedicated	All Funds
1	Tuition Revenue Bond Retirement	\$4,816,347	\$4,816,347		\$4,812,600	\$4,812,600		\$9,628,947	\$9,628,947
2	Law School	\$848,713	\$848,713		\$1,595,854	\$1,595,854		\$2,444,567	\$2,444,567
<b>Total, Exceptional Items Request</b>		<b>\$5,665,060</b>	<b>\$5,665,060</b>		<b>\$6,408,454</b>	<b>\$6,408,454</b>		<b>\$12,073,514</b>	<b>\$12,073,514</b>
<b>Method of Financing</b>									
	General Revenue	\$5,665,060	\$5,665,060		\$6,408,454	\$6,408,454		\$12,073,514	\$12,073,514
	General Revenue - Dedicated								
	Federal Funds								
	Other Funds								
		<b>\$5,665,060</b>	<b>\$5,665,060</b>		<b>\$6,408,454</b>	<b>\$6,408,454</b>		<b>\$12,073,514</b>	<b>\$12,073,514</b>

**Full Time Equivalent Positions**

Number of 100% Federally Funded FTEs

0.0

0.0

**2.F. Summary of Total Request by Strategy**  
 84th Regular Session, Agency Submission, Version 1  
 Automated Budget and Evaluation System of Texas (ABEST)

DATE : 8/4/2014  
 TIME : 11:44:46AM

Agency code: 769 Agency name: University of North Texas System Administration

<b>Goal/Objective/STRATEGY</b>	<b>Base 2016</b>	<b>Base 2017</b>	<b>Exceptional 2016</b>	<b>Exceptional 2017</b>	<b>Total Request 2016</b>	<b>Total Request 2017</b>
<b>1</b> Provide Instructional and Operations Support						
<i>1 Provide Instructional and Operations Support</i>						
<b>11</b> SYSTEM OFFICE OPERATIONS	\$1,425,000	\$1,425,000	\$0	\$0	\$1,425,000	\$1,425,000
<b>TOTAL, GOAL 1</b>	<b>\$1,425,000</b>	<b>\$1,425,000</b>	<b>\$0</b>	<b>\$0</b>	<b>\$1,425,000</b>	<b>\$1,425,000</b>
<b>2</b> Provide Infrastructure Support						
<i>1 Provide Operation and Maintenance of E&amp;G Space</i>						
<b>1</b> TUITION REVENUE BOND RETIREMENT	0	0	4,816,347	4,812,600	4,816,347	4,812,600
<b>TOTAL, GOAL 2</b>	<b>\$0</b>	<b>\$0</b>	<b>\$4,816,347</b>	<b>\$4,812,600</b>	<b>\$4,816,347</b>	<b>\$4,812,600</b>
<b>3</b> Provide Special Item Support						
<i>1 Instructional Support Special Item Support</i>						
<b>1</b> FEDERATION OF NORTH TEXAS UNIV	45,546	45,546	0	0	45,546	45,546
<b>2</b> UNIVERSITIES CENTER AT DALLAS	425,567	425,567	0	0	425,567	425,567
<b>3</b> LAW SCHOOL	3,509,429	4,439,621	848,713	1,595,854	4,358,142	6,035,475
<b>TOTAL, GOAL 3</b>	<b>\$3,980,542</b>	<b>\$4,910,734</b>	<b>\$848,713</b>	<b>\$1,595,854</b>	<b>\$4,829,255</b>	<b>\$6,506,588</b>
<b>TOTAL, AGENCY STRATEGY REQUEST</b>	<b>\$5,405,542</b>	<b>\$6,335,734</b>	<b>\$5,665,060</b>	<b>\$6,408,454</b>	<b>\$11,070,602</b>	<b>\$12,744,188</b>
<b>TOTAL, AGENCY RIDER APPROPRIATIONS REQUEST</b>						
<b>GRAND TOTAL, AGENCY REQUEST</b>	<b>\$5,405,542</b>	<b>\$6,335,734</b>	<b>\$5,665,060</b>	<b>\$6,408,454</b>	<b>\$11,070,602</b>	<b>\$12,744,188</b>

**2.F. Summary of Total Request by Strategy**  
 84th Regular Session, Agency Submission, Version 1  
 Automated Budget and Evaluation System of Texas (ABEST)

DATE : 8/4/2014  
 TIME : 11:44:46AM

Agency code: 769 Agency name: University of North Texas System Administration

<b>Goal/Objective/STRATEGY</b>	<b>Base 2016</b>	<b>Base 2017</b>	<b>Exceptional 2016</b>	<b>Exceptional 2017</b>	<b>Total Request 2016</b>	<b>Total Request 2017</b>
<b>General Revenue Funds:</b>						
1 General Revenue Fund	\$3,366,113	\$3,366,113	\$5,665,060	\$6,408,454	\$9,031,173	\$9,774,567
	<b>\$3,366,113</b>	<b>\$3,366,113</b>	<b>\$5,665,060</b>	<b>\$6,408,454</b>	<b>\$9,031,173</b>	<b>\$9,774,567</b>
<b>General Revenue Dedicated Funds:</b>						
704 Bd Authorized Tuition Inc	1,588,800	2,300,640	0	0	1,588,800	2,300,640
770 Est Oth Educ & Gen Inco	450,629	668,981	0	0	450,629	668,981
	<b>\$2,039,429</b>	<b>\$2,969,621</b>	<b>\$0</b>	<b>\$0</b>	<b>\$2,039,429</b>	<b>\$2,969,621</b>
<b>TOTAL, METHOD OF FINANCING</b>	<b>\$5,405,542</b>	<b>\$6,335,734</b>	<b>\$5,665,060</b>	<b>\$6,408,454</b>	<b>\$11,070,602</b>	<b>\$12,744,188</b>
<b>FULL TIME EQUIVALENT POSITIONS</b>	<b>326.0</b>	<b>343.0</b>	<b>0.0</b>	<b>0.0</b>	<b>326.0</b>	<b>343.0</b>

**769 University of North Texas System Administration**

GOAL:	1	Provide Instructional and Operations Support	Statewide Goal/Benchmark:	2	0
OBJECTIVE:	1	Provide Instructional and Operations Support	Service Categories:		
STRATEGY:	11	System Office Operations	Service: 02	Income: A.2	Age: B.3

CODE	DESCRIPTION	Exp 2013	Est 2014	Bud 2015	BL 2016	BL 2017
<b>Objects of Expense:</b>						
1001	SALARIES AND WAGES	\$1,425,000	\$1,425,000	\$1,425,000	\$1,425,000	\$1,425,000
<b>TOTAL, OBJECT OF EXPENSE</b>		<b>\$1,425,000</b>	<b>\$1,425,000</b>	<b>\$1,425,000</b>	<b>\$1,425,000</b>	<b>\$1,425,000</b>
<b>Method of Financing:</b>						
1	General Revenue Fund	\$1,425,000	\$1,425,000	\$1,425,000	\$1,425,000	\$1,425,000
<b>SUBTOTAL, MOF (GENERAL REVENUE FUNDS)</b>		<b>\$1,425,000</b>	<b>\$1,425,000</b>	<b>\$1,425,000</b>	<b>\$1,425,000</b>	<b>\$1,425,000</b>
<b>TOTAL, METHOD OF FINANCE (INCLUDING RIDERS)</b>					<b>\$1,425,000</b>	<b>\$1,425,000</b>
<b>TOTAL, METHOD OF FINANCE (EXCLUDING RIDERS)</b>		<b>\$1,425,000</b>	<b>\$1,425,000</b>	<b>\$1,425,000</b>	<b>\$1,425,000</b>	<b>\$1,425,000</b>
<b>FULL TIME EQUIVALENT POSITIONS:</b>		<b>274.8</b>	<b>279.8</b>	<b>279.8</b>	<b>284.0</b>	<b>291.0</b>
<b>STRATEGY DESCRIPTION AND JUSTIFICATION:</b>						

**769 University of North Texas System Administration**

GOAL:	1	Provide Instructional and Operations Support	Statewide Goal/Benchmark:	2	0
OBJECTIVE:	1	Provide Instructional and Operations Support	Service Categories:		
STRATEGY:	11	System Office Operations	Service: 02	Income: A.2	Age: B.3

CODE	DESCRIPTION	Exp 2013	Est 2014	Bud 2015	BL 2016	BL 2017
------	-------------	----------	----------	----------	---------	---------

The UNT System Administration, founded in 1999, provides governance and service to the UNT System component institutions in the areas of law, finance, audit, academic affairs and student success, facilities and construction, and governmental relations. Chancellor Lee Jackson has led the UNT System since 2002, and is supported by five Vice Chancellors and a Chief Internal Auditor.

- Provides executive leadership;
- Represents the University of North Texas System and its component institutors in all legal matters;
- Leads the development of educational mission, policy, and programs and facilitates and coordinates new initiatives and academic and student affairs planning and implementation;
- Oversees system-wide financial planning and analysis, including coordination of the annual institution budgets within the UNT System;
- Supervises compliance with federal, state, and local laws and with Board of Regents policies;
- Provides a full range of professional design, development and management support for facilities planning and construction;
- Establishes state and federal legislative and policy priorities for the System in collaboration with the Board of Regents institutional leadership and engages constituencies and stakeholders at all levels of government on issues impacting higher education;
- Coordinates relationships with the region’s communities and organizations and other university systems.

**EXTERNAL/INTERNAL FACTORS IMPACTING STRATEGY:**



**769 University of North Texas System Administration**

GOAL:	2	Provide Infrastructure Support	Statewide Goal/Benchmark:	2	0
OBJECTIVE:	1	Provide Operation and Maintenance of E&G Space	Service Categories:		
STRATEGY:	1	Tuition Revenue Bond Retirement	Service: 10	Income: A.2	Age: B.3

CODE	DESCRIPTION	Exp 2013	Est 2014	Bud 2015	BL 2016	BL 2017
<b>Objects of Expense:</b>						
2008	DEBT SERVICE	\$0	\$0	\$0	\$0	\$0
<b>TOTAL, OBJECT OF EXPENSE</b>		<b>\$0</b>	<b>\$0</b>	<b>\$0</b>	<b>\$0</b>	<b>\$0</b>
<b>Method of Financing:</b>						
1	General Revenue Fund	\$0	\$0	\$0	\$0	\$0
<b>SUBTOTAL, MOF (GENERAL REVENUE FUNDS)</b>		<b>\$0</b>	<b>\$0</b>	<b>\$0</b>	<b>\$0</b>	<b>\$0</b>
<b>TOTAL, METHOD OF FINANCE (INCLUDING RIDERS)</b>					<b>\$0</b>	<b>\$0</b>
<b>TOTAL, METHOD OF FINANCE (EXCLUDING RIDERS)</b>		<b>\$0</b>	<b>\$0</b>	<b>\$0</b>	<b>\$0</b>	<b>\$0</b>

**FULL TIME EQUIVALENT POSITIONS:**

**STRATEGY DESCRIPTION AND JUSTIFICATION:**

**EXTERNAL/INTERNAL FACTORS IMPACTING STRATEGY:**

**769 University of North Texas System Administration**

GOAL:	3	Provide Special Item Support	Statewide Goal/Benchmark:	2	0
OBJECTIVE:	1	Instructional Support Special Item Support	Service Categories:		
STRATEGY:	1	Federation of North Texas Universities	Service:	19	Income: A.2      Age: B.3

CODE	DESCRIPTION	Exp 2013	Est 2014	Bud 2015	BL 2016	BL 2017
<b>Objects of Expense:</b>						
1001	SALARIES AND WAGES	\$45,546	\$45,546	\$45,546	\$45,546	\$45,546
<b>TOTAL, OBJECT OF EXPENSE</b>		<b>\$45,546</b>	<b>\$45,546</b>	<b>\$45,546</b>	<b>\$45,546</b>	<b>\$45,546</b>
<b>Method of Financing:</b>						
1	General Revenue Fund	\$45,546	\$45,546	\$45,546	\$45,546	\$45,546
<b>SUBTOTAL, MOF (GENERAL REVENUE FUNDS)</b>		<b>\$45,546</b>	<b>\$45,546</b>	<b>\$45,546</b>	<b>\$45,546</b>	<b>\$45,546</b>
<b>TOTAL, METHOD OF FINANCE (INCLUDING RIDERS)</b>					<b>\$45,546</b>	<b>\$45,546</b>
<b>TOTAL, METHOD OF FINANCE (EXCLUDING RIDERS)</b>		<b>\$45,546</b>	<b>\$45,546</b>	<b>\$45,546</b>	<b>\$45,546</b>	<b>\$45,546</b>
<b>FULL TIME EQUIVALENT POSITIONS:</b>						
<b>STRATEGY DESCRIPTION AND JUSTIFICATION:</b>						

**769 University of North Texas System Administration**

GOAL:	3	Provide Special Item Support	Statewide Goal/Benchmark:	2	0
OBJECTIVE:	1	Instructional Support Special Item Support	Service Categories:		
STRATEGY:	1	Federation of North Texas Universities	Service:	19	Income: A.2      Age: B.3

CODE	DESCRIPTION	Exp 2013	Est 2014	Bud 2015	BL 2016	BL 2017
------	-------------	----------	----------	----------	---------	---------

The Federation of North Texas Area Universities is a consortium comprised of the University of North Texas (UNT), Texas A&M University at Commerce (TAMU-C), Texas Woman's University (TWU).

The Federation was mandated in 1968 by a resolution of the Texas Higher Education Coordinating Board (THECB) for the purpose of forming a cooperative arrangement among three north Texas institutions: UNT, TAMU-C, and TWU. The purpose of the Federation is to promote cost-effective responses to the expressed need for graduate education in the rapidly growing North Texas region while avoiding unnecessary duplication of faculty, course offerings, and degree programs. The Federation is governed through bylaws and procedures that are approved by the THECB. In 1988, the THECB conducted an assessment of all non-research special items. In its report to the Texas Legislature, the THECB concluded, "The Federation is the type of cooperative activity between universities that the Coordinating Board has sought to encourage. Special item funding is a cost-effective way to pay for such an effort."

**EXTERNAL/INTERNAL FACTORS IMPACTING STRATEGY:**

Additional information for this strategy is available in Schedule 9, Special Item Information.

**769 University of North Texas System Administration**

GOAL:	3	Provide Special Item Support	Statewide Goal/Benchmark:	2	0
OBJECTIVE:	1	Instructional Support Special Item Support	Service Categories:		
STRATEGY:	2	Universities Center at Dallas	Service: 19	Income: A.2	Age: B.3

CODE	DESCRIPTION	Exp 2013	Est 2014	Bud 2015	BL 2016	BL 2017
<b>Objects of Expense:</b>						
1001	SALARIES AND WAGES	\$425,567	\$425,567	\$425,567	\$425,567	\$425,567
<b>TOTAL, OBJECT OF EXPENSE</b>		<b>\$425,567</b>	<b>\$425,567</b>	<b>\$425,567</b>	<b>\$425,567</b>	<b>\$425,567</b>
<b>Method of Financing:</b>						
1	General Revenue Fund	\$425,567	\$425,567	\$425,567	\$425,567	\$425,567
<b>SUBTOTAL, MOF (GENERAL REVENUE FUNDS)</b>		<b>\$425,567</b>	<b>\$425,567</b>	<b>\$425,567</b>	<b>\$425,567</b>	<b>\$425,567</b>
<b>TOTAL, METHOD OF FINANCE (INCLUDING RIDERS)</b>					<b>\$425,567</b>	<b>\$425,567</b>
<b>TOTAL, METHOD OF FINANCE (EXCLUDING RIDERS)</b>		<b>\$425,567</b>	<b>\$425,567</b>	<b>\$425,567</b>	<b>\$425,567</b>	<b>\$425,567</b>
<b>FULL TIME EQUIVALENT POSITIONS:</b>						
<b>STRATEGY DESCRIPTION AND JUSTIFICATION:</b>						

**769 University of North Texas System Administration**

GOAL:	3	Provide Special Item Support	Statewide Goal/Benchmark:	2	0
OBJECTIVE:	1	Instructional Support Special Item Support	Service Categories:		
STRATEGY:	2	Universities Center at Dallas	Service:	19	Income: A.2      Age: B.3

CODE	DESCRIPTION	Exp 2013	Est 2014	Bud 2015	BL 2016	BL 2017
------	-------------	----------	----------	----------	---------	---------

The Universities Center at Dallas (UCD) is a Multi-Institution Teaching Center. Its mission is to:

- Serve as an auxiliary location for a number of institutions, designed to allow the institutions to deliver a part of their usual academic programs offered on their main campuses, at the UCD site in downtown Dallas;
- Not be a free-standing college or university, nor to seek accreditation for courses or programs separate from the accreditation provided for courses and programs on the participating institutions' main campuses;
- Provide coordinated offerings among participating institutions to minimize duplication and also to work to combine offerings across institutional programs; and
- Be subject to the educational decision making procedures of each of the participating institutions in matters concerning courses and educational programs provided by that institution.

**EXTERNAL/INTERNAL FACTORS IMPACTING STRATEGY:**

Additional information for this strategy is available in Schedule 9, Special Item Information.

**769 University of North Texas System Administration**

GOAL:	3	Provide Special Item Support	Statewide Goal/Benchmark:	2	0
OBJECTIVE:	1	Instructional Support Special Item Support	Service Categories:		
STRATEGY:	3	Law School	Service:	19	
			Income:	A.2	
			Age:	B.3	

CODE	DESCRIPTION	Exp 2013	Est 2014	Bud 2015	BL 2016	BL 2017
<b>Objects of Expense:</b>						
1001	SALARIES AND WAGES	\$1,470,000	\$1,470,000	\$1,470,000	\$1,470,000	\$1,470,000
1005	FACULTY SALARIES	\$0	\$0	\$891,865	\$1,850,347	\$2,749,804
2009	OTHER OPERATING EXPENSE	\$0	\$0	\$163,688	\$189,082	\$219,817
<b>TOTAL, OBJECT OF EXPENSE</b>		<b>\$1,470,000</b>	<b>\$1,470,000</b>	<b>\$2,525,553</b>	<b>\$3,509,429</b>	<b>\$4,439,621</b>
<b>Method of Financing:</b>						
1	General Revenue Fund	\$1,470,000	\$1,470,000	\$1,470,000	\$1,470,000	\$1,470,000
<b>SUBTOTAL, MOF (GENERAL REVENUE FUNDS)</b>		<b>\$1,470,000</b>	<b>\$1,470,000</b>	<b>\$1,470,000</b>	<b>\$1,470,000</b>	<b>\$1,470,000</b>
<b>Method of Financing:</b>						
704	Bd Authorized Tuition Inc	\$0	\$0	\$840,000	\$1,588,800	\$2,300,640
770	Est Oth Educ & Gen Inco	\$0	\$0	\$215,553	\$450,629	\$668,981
<b>SUBTOTAL, MOF (GENERAL REVENUE FUNDS - DEDICATED)</b>		<b>\$0</b>	<b>\$0</b>	<b>\$1,055,553</b>	<b>\$2,039,429</b>	<b>\$2,969,621</b>

**769 University of North Texas System Administration**

GOAL:	3	Provide Special Item Support	Statewide Goal/Benchmark:	2	0
OBJECTIVE:	1	Instructional Support Special Item Support	Service Categories:		
STRATEGY:	3	Law School	Service:	19	Income: A.2
					Age: B.3

CODE	DESCRIPTION	Exp 2013	Est 2014	Bud 2015	BL 2016	BL 2017
<b>TOTAL, METHOD OF FINANCE (INCLUDING RIDERS)</b>					<b>\$3,509,429</b>	<b>\$4,439,621</b>
<b>TOTAL, METHOD OF FINANCE (EXCLUDING RIDERS)</b>		<b>\$1,470,000</b>	<b>\$1,470,000</b>	<b>\$2,525,553</b>	<b>\$3,509,429</b>	<b>\$4,439,621</b>
<b>FULL TIME EQUIVALENT POSITIONS:</b>		<b>2.2</b>	<b>12.7</b>	<b>29.0</b>	<b>42.0</b>	<b>52.0</b>

**STRATEGY DESCRIPTION AND JUSTIFICATION:**

Located in downtown Dallas, the UNT Dallas College of Law provides high-quality, innovative and affordable legal education in the largest metropolitan region in the U.S. formerly without access to a public law school. The UNT Dallas College of Law creates greater access and opportunity for a qualified and diverse student body to pursue a legal education closer to where they live or work. Demand for affordable legal education and practice ready lawyers in the region are high as large segments of the population lack sufficient access to legal services. A reasonably priced public legal education reduces the average debt level of students who may otherwise forego a legal education, or be forced to relocate to pursue their education. Not being saddled by the high degree of debt will also allow these new lawyers to pursue a greater variety of career options.

**EXTERNAL/INTERNAL FACTORS IMPACTING STRATEGY:**

General Revenue Dedicated amounts in this strategy include costs for:  
 Texas Public Education Grant set-asides FY2015 \$42,018 FY2016 \$79,472, FY2017 \$115,079  
 Staff Group Insurance FY2015 \$121,670, FY2016 \$109,610, FY2017 \$104,738

Additional information for this strategy is available in Schedule 9, Special Item Information.

---

**SUMMARY TOTALS:**

<b>OBJECTS OF EXPENSE:</b>	<b>\$3,366,113</b>	<b>\$3,366,113</b>	<b>\$4,421,666</b>	<b>\$5,405,542</b>	<b>\$6,335,734</b>
<b>METHODS OF FINANCE (INCLUDING RIDERS):</b>				<b>\$5,405,542</b>	<b>\$6,335,734</b>
<b>METHODS OF FINANCE (EXCLUDING RIDERS):</b>	<b>\$3,366,113</b>	<b>\$3,366,113</b>	<b>\$4,421,666</b>	<b>\$5,405,542</b>	<b>\$6,335,734</b>
<b>FULL TIME EQUIVALENT POSITIONS:</b>	<b>277.0</b>	<b>292.5</b>	<b>308.8</b>	<b>326.0</b>	<b>343.0</b>



**4.A. Exceptional Item Request Schedule**  
 84th Regular Session, Agency Submission, Version 1  
 Automated Budget and Evaluation System of Texas (ABEST)

DATE: 8/4/2014  
 TIME: 5:34:44PM

Agency code: 769

Agency name: University of North Texas System Administration

CODE	DESCRIPTION	Excp 2016	Excp 2017
	<b>Item Name:</b> Tuition Revenue Bond Retirement - College of Law Buildings		
	<b>Item Priority:</b> 1		
	<b>Includes Funding for the Following Strategy or Strategies:</b> 02-01-01 Tuition Revenue Bond Retirement		
 <b>OBJECTS OF EXPENSE:</b>			
2008	DEBT SERVICE	4,816,347	4,812,600
	<b>TOTAL, OBJECT OF EXPENSE</b>	<b>\$4,816,347</b>	<b>\$4,812,600</b>
 <b>METHOD OF FINANCING:</b>			
1	General Revenue Fund	4,816,347	4,812,600
	<b>TOTAL, METHOD OF FINANCING</b>	<b>\$4,816,347</b>	<b>\$4,812,600</b>

**DESCRIPTION / JUSTIFICATION:**

The UNT System completed a \$29M renovation to the UNT System building at 1901 Main Street to provide administrative space, classroom space and the law library for the UNT Dallas College of Law. In addition, the City of Dallas has committed to donate the historic Municipal Building and up to \$16M toward renovation costs to provide a second building for the college. The UNT System requests a TRB authorization of \$56M to complete the \$101M renovation project planned for the Municipal Building and associated College of Law buildings. Through the City partnership and allocation of System resources, project matching funds in the amount of \$45M (44.5% of total project budget) are available. These renovation projects will provide permanent facilities for the UNT Dallas College of Law and support enrollment growth. Assumptions for debt service: 20-year level at 6%.

**EXTERNAL/INTERNAL FACTORS:**

-

**4.A. Exceptional Item Request Schedule**  
 84th Regular Session, Agency Submission, Version 1  
 Automated Budget and Evaluation System of Texas (ABEST)

DATE: 8/4/2014  
 TIME: 5:34:44PM

Agency code: 769

Agency name: University of North Texas System Administration

CODE	DESCRIPTION	Excp 2016	Excp 2017
	<b>Item Name:</b> University of North Texas Dallas College of Law		
	<b>Item Priority:</b> 2		
	<b>Includes Funding for the Following Strategy or Strategies:</b> 03-01-03 Law School		
<b>OBJECTS OF EXPENSE:</b>			
1005	FACULTY SALARIES	783,713	1,530,854
2009	OTHER OPERATING EXPENSE	65,000	65,000
<b>TOTAL, OBJECT OF EXPENSE</b>		<b>\$848,713</b>	<b>\$1,595,854</b>
<b>METHOD OF FINANCING:</b>			
1	General Revenue Fund	848,713	1,595,854
<b>TOTAL, METHOD OF FINANCING</b>		<b>\$848,713</b>	<b>\$1,595,854</b>

**DESCRIPTION / JUSTIFICATION:**

Located in downtown Dallas, the UNT Dallas College of Law provides high-quality, innovative and affordable legal education in the largest metropolitan region in the U.S. formerly without access to a public law school. The inaugural class of the College of Law has enrolled for the 2014-15 academic year. Second and third classes will enroll during the upcoming fiscal biennium. Formula appropriations for FY 2016 and FY 2017 will be calculated based on the semester credit hours of the first class, while projected operating costs for FY2016 and FY 2017 include supporting second and third classes with appropriate levels of faculty, staff, space and other infrastructure while working toward accreditation. The resources requested for this existing item for FY2016 and 2017 will allow us to operate and grow the college while not yet benefitting from full formula funding.

Additional general revenue support of \$783,713 in FY2016 and \$1,530,854 in FY2017 will help address the cost of faculty salaries, library materials, administrative support functions & student support functions until full formula funding is realized.

In addition, a one-time general revenue appropriation in the amount of \$65,000 per year is requested to support development of a new instructional model for student success. The UNT Dallas College of Law is admitting a significant number of older students and minority students, and some will be at risk. The law school will develop an instructional model that will enhance the ability of these students to succeed. The innovative approach involves the development of learning outcomes for each course, so the students will have a very clear understanding of the learning objectives in each of their classes. At the same time, each course will involve regular, low stakes testing to improve retention and strengthen learning. While these approaches are an exception to the rule in law schools, they have proven very effective in other educational settings.

**EXTERNAL/INTERNAL FACTORS:**

**4.A. Exceptional Item Request Schedule**  
84th Regular Session, Agency Submission, Version 1  
Automated Budget and Evaluation System of Texas (ABEST)

DATE: 8/4/2014  
TIME: 5:34:44PM

Agency code: 769

Agency name:

**University of North Texas System Administration**

CODE	DESCRIPTION	Excp 2016	Excp 2017
------	-------------	-----------	-----------

Major accomplishments to date and expected over the next two years:

- A significant renovation of the UNT System Building at 1901 Main Street provides a home for the College until the Municipal Building donated by the City of Dallas can be renovated.
- UNT System Administration successfully recruited founding Dean Royal Furgeson and Associate Dean Ellen Pryor, who have hired faculty and administrative services and student support staff.
- The inaugural class has enrolled for the 2014-15 academic year.
- Enroll second and third classes of 85 full-time and 50 part-time students each.
- Hire additional faculty and staff.
- Work toward accreditation from the American Bar Association and merger with UNT Dallas upon approval by the Southern Association of Colleges and Schools (SACS).
- Initiate renovation of the Municipal Building assuming appropriation of tuition revenue bonds.

Year established and funding source prior to receiving special item funding: The College of Law was approved by the 81st Legislature in 2009 and was first funded by special item in FY 2010. No funding prior to the special item.

Formula funding: None prior to FY 2016-FY 2017. Formula funding calculated on Fall 2014 and Spring 2015 semester credit hour enrollment is anticipated for the 2016-17 biennium. While formula appropriations will be based on the enrollment of the first class, second and third classes will enroll during FY 2016 and FY 2017.

Non-general revenue sources of funding: Beginning with the 2014-15 academic year, the College of Law collects tuition and fees.

Consequences of not funding: State appropriations are a critical element of the UNT Dallas College of Law and loss of State support could jeopardize the ability to successfully develop and grow the law program.

**4.B. Exceptional Items Strategy Allocation Schedule**  
 84th Regular Session, Agency Submission, Version 1  
 Automated Budget and Evaluation System of Texas (ABEST)

DATE: 8/4/2014  
 TIME: 11:44:47AM

Agency code: **769** Agency name: **University of North Texas System Administration**

Code	Description	Excp 2016	Excp 2017
<b>Item Name:</b> Tuition Revenue Bond Retirement - College of Law Buildings			
<b>Allocation to Strategy:</b> 2-1-1 Tuition Revenue Bond Retirement			
<b>OBJECTS OF EXPENSE:</b>			
2008	DEBT SERVICE	4,816,347	4,812,600
<b>TOTAL, OBJECT OF EXPENSE</b>		<b>\$4,816,347</b>	<b>\$4,812,600</b>
<b>METHOD OF FINANCING:</b>			
1	General Revenue Fund	4,816,347	4,812,600
<b>TOTAL, METHOD OF FINANCING</b>		<b>\$4,816,347</b>	<b>\$4,812,600</b>

Agency code: 769 Agency name: University of North Texas System Administration

Code	Description	Excp 2016	Excp 2017
<b>Item Name:</b> University of North Texas Dallas College of Law			
<b>Allocation to Strategy:</b> 3-1-3 Law School			
<b>OBJECTS OF EXPENSE:</b>			
1005	FACULTY SALARIES	783,713	1,530,854
2009	OTHER OPERATING EXPENSE	65,000	65,000
<b>TOTAL, OBJECT OF EXPENSE</b>		<b>\$848,713</b>	<b>\$1,595,854</b>
<b>METHOD OF FINANCING:</b>			
1	General Revenue Fund	848,713	1,595,854
<b>TOTAL, METHOD OF FINANCING</b>		<b>\$848,713</b>	<b>\$1,595,854</b>

**4.C. Exceptional Items Strategy Request**  
 84th Regular Session, Agency Submission, Version 1  
 Automated Budget and Evaluation System of Texas (ABEST)

**DATE: 8/4/2014**  
**TIME: 11:44:47AM**

Agency Code: **769** Agency name: **University of North Texas System Administration**

GOAL: 2 Provide Infrastructure Support Statewide Goal/Benchmark: 2 - 0  
 OBJECTIVE: 1 Provide Operation and Maintenance of E&G Space Service Categories:  
 STRATEGY: 1 Tuition Revenue Bond Retirement Service: 10 Income: A.2 Age: B.3

<b>CODE DESCRIPTION</b>	<b>Excp 2016</b>	<b>Excp 2017</b>
-------------------------	------------------	------------------

**OBJECTS OF EXPENSE:**

2008 DEBT SERVICE	4,816,347	4,812,600
<b>Total, Objects of Expense</b>	<b>\$4,816,347</b>	<b>\$4,812,600</b>

**METHOD OF FINANCING:**

1 General Revenue Fund	4,816,347	4,812,600
<b>Total, Method of Finance</b>	<b>\$4,816,347</b>	<b>\$4,812,600</b>

**EXCEPTIONAL ITEM(S) INCLUDED IN STRATEGY:**

Tuition Revenue Bond Retirement - College of Law Buildings

**4.C. Exceptional Items Strategy Request**  
 84th Regular Session, Agency Submission, Version 1  
 Automated Budget and Evaluation System of Texas (ABEST)

**DATE: 8/4/2014**  
**TIME: 11:44:47AM**

---

Agency Code: **769** Agency name: **University of North Texas System Administration**

GOAL: 3 Provide Special Item Support Statewide Goal/Benchmark: 2 - 0

OBJECTIVE: 1 Instructional Support Special Item Support Service Categories:

STRATEGY: 3 Law School Service: 19 Income: A.2 Age: B.3

---

<b>CODE DESCRIPTION</b>	<b>Exp 2016</b>	<b>Exp 2017</b>
-------------------------	-----------------	-----------------

---

**OBJECTS OF EXPENSE:**

1005 FACULTY SALARIES	783,713	1,530,854
2009 OTHER OPERATING EXPENSE	65,000	65,000
<b>Total, Objects of Expense</b>	<b>\$848,713</b>	<b>\$1,595,854</b>

**METHOD OF FINANCING:**

1 General Revenue Fund	848,713	1,595,854
<b>Total, Method of Finance</b>	<b>\$848,713</b>	<b>\$1,595,854</b>

**EXCEPTIONAL ITEM(S) INCLUDED IN STRATEGY:**

University of North Texas Dallas College of Law

**6.A. Historically Underutilized Business Supporting Schedule**  
 84th Regular Session, Agency Submission, Version 1  
 Automated Budget and Evaluation System of Texas (ABEST)

Date: 8/4/2014  
 Time: 11:44:47AM

Agency Code: 769 Agency: University of North Texas System Administration

COMPARISON TO STATEWIDE HUB PROCUREMENT GOALS

**A. Fiscal Year 2012 - 2013 HUB Expenditure Information**

Statewide HUB Goals	Procurement Category	% Goal	HUB Expenditures FY 2012			Total Expenditures FY 2012		HUB Expenditures FY 2013			Total Expenditures FY 2013	
			% Actual	Diff	Actual \$	% Goal	% Actual	Diff	Actual \$	% Goal	% Actual	Diff
11.2%	Heavy Construction	0.0 %	0.0%	0.0%	\$0	\$0	0.0 %	0.0%	0.0%	\$0	\$0	
21.1%	Building Construction	0.0 %	0.0%	0.0%	\$0	\$0	21.1 %	25.9%	4.8%	\$1,457,545	\$5,616,962	
32.7%	Special Trade Construction	32.7 %	41.7%	9.0%	\$2,269	\$5,444	32.7 %	92.1%	59.4%	\$370,917	\$402,653	
23.6%	Professional Services	23.6 %	23.0%	-0.6%	\$328,321	\$1,429,985	23.6 %	62.4%	38.8%	\$483,515	\$775,426	
24.6%	Other Services	24.6 %	26.0%	1.4%	\$585,651	\$2,251,619	24.6 %	22.3%	-2.3%	\$2,510,296	\$11,271,762	
21.0%	Commodities	21.0 %	27.1%	6.1%	\$141,472	\$522,395	21.0 %	27.2%	6.2%	\$332,180	\$1,221,334	
	<b>Total Expenditures</b>		<b>25.1%</b>		<b>\$1,057,713</b>	<b>\$4,209,443</b>		<b>26.7%</b>		<b>\$5,154,453</b>	<b>\$19,288,137</b>	

**B. Assessment of Fiscal Year 2012 - 2013 Efforts to Meet HUB Procurement Goals**

**Attainment:**

The University of North Texas System Office attained or exceeded 3 of 4\*, or 75%, of the applicable statewide HUB procurement goals in fiscal year 2012, coming within .64% of meeting all applicable goals. During fiscal year 2013, 80%, or 4 of 5\* in applicable goals were met.

**Applicability:**

The category of Heavy Construction is not applicable to the agency's operations because we do not have programs or projects related to this field and there was no construction during the fiscal year 2012 for the goal of building construction. Construction related items in fiscal year 2013 resulted in achieving 100% of the goals associated with that construction. While a large amount was spent on Professional Services during fiscal year 2013, we came up a bit short on reaching the 24.6% goal. The System continues to increase HUB utilization for commodity related items.

**Factors Affecting Attainment:**

Professional services and other services often require specialized knowledge, skills and experience. Due to the specialization required, there are few, if any, HUB vendors in these fields available to choose from.

**"Good-Faith" Efforts:**

The agency made the following good faith efforts to comply with statewide HUB procurement goals:

- Made appropriate updates to HUB website;
- continued in-reach program meeting with departments to discuss HUB program and vendors;
- shared HUB information with campus departments in regards to HUB vendors and the goods/services they sell;
- available expenditure reports for all departments that provide detailed data by university system account number, department or administrative reporting area related



**6.A. Historically Underutilized Business Supporting Schedule**  
84th Regular Session, Agency Submission, Version 1  
Automated Budget and Evaluation System of Texas (ABEST)

Date: **8/4/2014**  
Time: **11:44:47AM**

---

Agency Code: **769** Agency: **University of North Texas System Administration**

to purchases made to HUB Certified Vendors, Minority Vendors and Other Vendors for all HUB procurement categories recognized by the State.

·Ensured contract specifications, terms, and conditions reflected the agency's actual requirements, were clearly stated, and did not impose unreasonable or unnecessary contract requirements;

·Provided potential bidders with a list of certified HUBs for subcontracting.

**University of North Texas System Administration (769)**  
**Estimated Funds Outside the Institution's Bill Pattern**  
**2014-15 and 2016-17 Biennia**

	2014-15 Biennium				2016-17 Biennium			
	<u>FY 2014 Revenue</u>	<u>FY 2015 Revenue</u>	<u>Biennium Total</u>	<u>Percent of Total</u>	<u>FY 2016 Revenue</u>	<u>FY 2017 Revenue</u>	<u>Biennium Total</u>	<u>Percent of Total</u>
<b>APPROPRIATED SOURCES INSIDE THE BILL PATTERN</b>								
State Appropriations (excluding HEGI & State Paid Fringes)	\$ 3,366,113	\$ 3,366,113	\$ 6,732,226		\$ 3,366,113	\$ 3,366,113	\$ 6,732,226	
Tuition and Fees (net of Discounts and Allowances)	-	1,055,556	1,055,556		2,039,425	2,969,605	5,009,030	
Endowment and Interest Income	-	-	-		-	-	-	
Sales and Services of Educational Activities (net)	-	-	-		-	-	-	
Sales and Services of Hospitals (net)	-	-	-		-	-	-	
Other Income	-	-	-		-	-	-	
<b>Total</b>	<u>3,366,113</u>	<u>4,421,669</u>	<u>7,787,782</u>	<u>38.9%</u>	<u>5,405,538</u>	<u>6,335,718</u>	<u>11,741,256</u>	<u>45.6%</u>
<b>APPROPRIATED SOURCES OUTSIDE THE BILL PATTERN</b>								
State Appropriations (HEGI & State Paid Fringes)	\$ 3,787,915	\$ 4,018,267	\$ 7,806,182		\$ 3,787,915	\$ 4,018,267	\$ 7,806,182	
Higher Education Assistance Funds	-	-	-		-	-	-	
Available University Fund	-	-	-		-	-	-	
State Grants and Contracts	-	-	-		-	-	-	
<b>Total</b>	<u>3,787,915</u>	<u>4,018,267</u>	<u>7,806,182</u>	<u>39.0%</u>	<u>3,787,915</u>	<u>4,018,267</u>	<u>7,806,182</u>	<u>30.3%</u>
<b>NON-APPROPRIATED SOURCES</b>								
Tuition and Fees (net of Discounts and Allowances)	\$ -	\$ 413,208	\$ 413,208		\$ 825,536	\$ 1,324,050	\$ 2,149,586	
Federal Grants and Contracts	-	-	-		-	-	-	
State Grants and Contracts	-	-	-		-	-	-	
Local Government Grants and Contracts	-	-	-		-	-	-	
Private Gifts and Grants	-	-	-		-	-	-	
Endowment and Interest Income	166,867	175,000	341,867		178,500	182,070	360,570	
Sales and Services of Educational Activities (net)	130,000	132,600	262,600		135,252	137,957	273,209	
Sales and Services of Hospitals (net)	-	-	-		-	-	-	
Professional Fees (net)	-	-	-		-	-	-	
Auxiliary Enterprises (net)	1,700,051	1,700,051	3,400,102		1,700,051	1,700,051	3,400,102	
Other Income	-	-	-		-	-	-	
<b>Total</b>	<u>1,996,918</u>	<u>2,420,859</u>	<u>4,417,777</u>	<u>22.1%</u>	<u>2,839,339</u>	<u>3,344,128</u>	<u>6,183,467</u>	<u>24.0%</u>
<b>TOTAL SOURCES</b>	<u>\$ 9,150,946</u>	<u>\$ 10,860,795</u>	<u>\$ 20,011,741</u>	<u>100.0%</u>	<u>\$ 12,032,792</u>	<u>\$ 13,698,113</u>	<u>\$ 25,730,905</u>	<u>100.0%</u>

**6.I. Percent Biennial Base Reduction Options**

**10 % REDUCTION**

84th Regular Session, Agency Submission, Version 1  
Automated Budget and Evaluation System of Texas (ABEST)

Date: 8/4/2014  
Time: 11:44:48AM

Agency code: 769 Agency name: University of North Texas System Administration

Item Priority and Name/ Method of Financing	REVENUE LOSS			REDUCTION AMOUNT			TARGET
	2016	2017	Biennial Total	2016	2017	Biennial Total	

**1 First Five Percent Incremental Reduction**

**Category:** Across the Board Reductions

**Item Comment:** System Office Operations: Reductions to the UNT System Administration will have a negative impact on the System Office's ability to carry out its full responsibilities.

Federation of North Texas Universities: Reductions in funding would make the Federation less able to meet the Higher Education Coordinating Board's mandate to the Federation and the three participating universities to provide cost-effective graduate education in the North Texas Area.

Universities Center at Dallas: Reductions in funding would mean the UCD would be less able to maintain collaborative efforts among participating universities and provide effective and efficient uses of state resources to fund degree programs serving the needs of downtown Dallas businesses and citizens.

Law School: State appropriations are a critical element of the UNT Dallas College of Law and loss of State support could jeopardize the ability to successfully develop and grow the law program.

Strategy: 1-1-11 System Office Operations

General Revenue Funds

1 General Revenue Fund	\$0	\$0	\$0	\$71,253	\$71,250	\$142,503
<b>General Revenue Funds Total</b>	<b>\$0</b>	<b>\$0</b>	<b>\$0</b>	<b>\$71,253</b>	<b>\$71,250</b>	<b>\$142,503</b>

Strategy: 3-1-1 Federation of North Texas Universities

General Revenue Funds

1 General Revenue Fund	\$0	\$0	\$0	\$2,277	\$2,277	\$4,554
<b>General Revenue Funds Total</b>	<b>\$0</b>	<b>\$0</b>	<b>\$0</b>	<b>\$2,277</b>	<b>\$2,277</b>	<b>\$4,554</b>

Strategy: 3-1-2 Universities Center at Dallas

General Revenue Funds

1 General Revenue Fund	\$0	\$0	\$0	\$21,278	\$21,278	\$42,556
<b>General Revenue Funds Total</b>	<b>\$0</b>	<b>\$0</b>	<b>\$0</b>	<b>\$21,278</b>	<b>\$21,278</b>	<b>\$42,556</b>

Strategy: 3-1-3 Law School

**6.I. Percent Biennial Base Reduction Options**

**10 % REDUCTION**

84th Regular Session, Agency Submission, Version 1  
Automated Budget and Evaluation System of Texas (ABEST)

Date: 8/4/2014  
Time: 11:44:48AM

Agency code: 769 Agency name: University of North Texas System Administration

Item Priority and Name/ Method of Financing	REVENUE LOSS			REDUCTION AMOUNT			TARGET
	2016	2017	Biennial Total	2016	2017	Biennial Total	
<u>General Revenue Funds</u>							
1 General Revenue Fund	\$0	\$0	\$0	\$73,500	\$73,500	\$147,000	
<b>General Revenue Funds Total</b>	<b>\$0</b>	<b>\$0</b>	<b>\$0</b>	<b>\$73,500</b>	<b>\$73,500</b>	<b>\$147,000</b>	
<b>Item Total</b>	<b>\$0</b>	<b>\$0</b>	<b>\$0</b>	<b>\$168,308</b>	<b>\$168,305</b>	<b>\$336,613</b>	

**FTE Reductions (From FY 2016 and FY 2017 Base Request)**

**2 Second Five Percent Incremental Reduction**

**Category:** Across the Board Reductions

**Item Comment:** System Office Operations: Reductions to the UNT System Administration will have a negative impact on the System Office's ability to carry out its full responsibilities.

Federation of North Texas Universities: Reductions in funding would make the Federation less able to meet the Higher Education Coordinating Board's mandate to the Federation and the three participating universities to provide cost-effective graduate education in the North Texas Area.

Universities Center at Dallas: Reductions in funding would mean the UCD would be less able to maintain collaborative efforts among participating universities and provide effective and efficient uses of state resources to fund degree programs serving the needs of downtown Dallas businesses and citizens.

Law School: State appropriations are a critical element of the UNT Dallas College of Law and loss of State support could jeopardize the ability to successfully develop and grow the law program.

Strategy: 1-1-11 System Office Operations

General Revenue Funds

1 General Revenue Fund	\$0	\$0	\$0	\$71,250	\$71,250	\$142,500	
<b>General Revenue Funds Total</b>	<b>\$0</b>	<b>\$0</b>	<b>\$0</b>	<b>\$71,250</b>	<b>\$71,250</b>	<b>\$142,500</b>	

Strategy: 3-1-1 Federation of North Texas Universities

General Revenue Funds

1 General Revenue Fund	\$0	\$0	\$0	\$2,277	\$2,277	\$4,554	
<b>General Revenue Funds Total</b>	<b>\$0</b>	<b>\$0</b>	<b>\$0</b>	<b>\$2,277</b>	<b>\$2,277</b>	<b>\$4,554</b>	

**6.I. Percent Biennial Base Reduction Options**

**10 % REDUCTION**

84th Regular Session, Agency Submission, Version 1  
Automated Budget and Evaluation System of Texas (ABEST)

Date: 8/4/2014  
Time: 11:44:48AM

Agency code: 769 Agency name: University of North Texas System Administration

Item Priority and Name/ Method of Financing	REVENUE LOSS			REDUCTION AMOUNT			TARGET
	2016	2017	Biennial Total	2016	2017	Biennial Total	
Strategy: 3-1-2 Universities Center at Dallas							
<u>General Revenue Funds</u>							
1 General Revenue Fund	\$0	\$0	\$0	\$21,278	\$21,278	\$42,556	
<b>General Revenue Funds Total</b>	<b>\$0</b>	<b>\$0</b>	<b>\$0</b>	<b>\$21,278</b>	<b>\$21,278</b>	<b>\$42,556</b>	
Strategy: 3-1-3 Law School							
<u>General Revenue Funds</u>							
1 General Revenue Fund	\$0	\$0	\$0	\$73,500	\$73,500	\$147,000	
<b>General Revenue Funds Total</b>	<b>\$0</b>	<b>\$0</b>	<b>\$0</b>	<b>\$73,500</b>	<b>\$73,500</b>	<b>\$147,000</b>	
<b>Item Total</b>	<b>\$0</b>	<b>\$0</b>	<b>\$0</b>	<b>\$168,305</b>	<b>\$168,305</b>	<b>\$336,610</b>	
<b>FTE Reductions (From FY 2016 and FY 2017 Base Request)</b>							
<b>AGENCY TOTALS</b>							
<b>General Revenue Total</b>				<b>\$336,613</b>	<b>\$336,610</b>	<b>\$673,223</b>	<b>\$673,223</b>
<b>Agency Grand Total</b>	<b>\$0</b>	<b>\$0</b>	<b>\$0</b>	<b>\$336,613</b>	<b>\$336,610</b>	<b>\$673,223</b>	
<b>Difference, Options Total Less Target</b>							
<b>Agency FTE Reductions (From FY 2016 and FY 2017 Base Request)</b>							

<b>Agency Code:</b> 769		<b>Agency:</b> University of North Texas System Administration				<b>Prepared by:</b> Susan Sherman						
<b>Date:</b> August 4, 2014			<b>Project Category</b>				<b>Amount Requested</b>					
Project ID #	Capital Expenditure Category	Project Description	Project Category				2016-17 Total Amount Requested	MOF Code #	MOF Requested	2016-17 Estimated Debt Service (If Applicable)	Debt Service MOF Code #	Debt Service MOF Requested
			New Construction	Health & Safety	Deferred Maintenance	Maintenance						
1	Repairs or Rehabilitation of Buildings and Facilities	College of Law Buildings	X				\$ 56,000,000		Tuition Revenue Bond	\$ 9,628,947	0001	General Revenue

769 University of North Texas System Administration

	Act 2013	Act 2014	Bud 2015	Est 2016	Est 2017
<b>Gross Tuition</b>					
Gross Resident Tuition	0	0	1,168,000	2,224,000	3,230,720
Gross Non-Resident Tuition	0	0	96,600	173,882	251,160
<b>Gross Tuition</b>	<b>0</b>	<b>0</b>	<b>1,264,600</b>	<b>2,397,882</b>	<b>3,481,880</b>
Less: Resident Waivers and Exemptions (excludes Hazlewood)	0	0	0	0	0
Less: Non-Resident Waivers and Exemptions	0	0	0	0	0
Less: Hazlewood Exemptions	0	0	(96,000)	(192,000)	(288,000)
Less: Board Authorized Tuition Increases (TX. Educ. Code Ann. Sec. 54.008)	0	0	(840,000)	(1,588,800)	(2,300,640)
Less: Tuition increases charged to doctoral students with hours in excess of 100 (TX. Educ. Code Ann. Sec. 54.012)	0	0	0	0	0
Less: Tuition increases charged to undergraduate students with excessive hours above degree requirements. (TX. Educ. Code Ann. Sec. 61.0595)	0	0	0	0	0
Less: Tuition rebates for certain undergraduates (TX. Educ. Code Ann. Sec. 54.0065)	0	0	0	0	0
Plus: Tuition waived for Students 55 Years or Older (TX. Educ. Code Ann. Sec. 54.013)	0	0	0	0	0
Less: Tuition for repeated or excessive hours (TX. Educ. Code Ann. Sec. 54.014)	0	0	0	0	0
Plus: Tuition waived for Texas Grant Recipients (TX. Educ. Code Ann. Sec. 56.307)	0	0	0	0	0
<b>Subtotal</b>	<b>0</b>	<b>0</b>	<b>328,600</b>	<b>617,082</b>	<b>893,240</b>
Less: Transfer of funds for Texas Public Education Grants Program (Tex. Educ. Code Ann. Sec. 56c) and for Emergency Loans (Tex. Educ. Code Ann. Sec. 56d)	0	0	(42,018)	(79,472)	(115,079)
Less: Transfer of Funds (2%) for Physician Loans (Medical Schools)	0	0	0	0	0
Less: Statutory Tuition (Tx. Educ. Code Ann. Sec. 54.051) Set Aside for Doctoral Incentive Loan Repayment Program (Tx. Educ. Code Ann. Sec. 56.095)	0	0	0	0	0
Less: Other Authorized Deduction					
Law School Set-Aside - Education Code 61.9731	0	0	(2,680)	(5,080)	(7,357)

84th Regular Session, Agency Submission, Version 1  
Automated Budget and Evaluation System of Texas (ABEST)

## 769 University of North Texas System Administration

	Act 2013	Act 2014	Bud 2015	Est 2016	Est 2017
<b>Net Tuition</b>	<b>0</b>	<b>0</b>	<b>283,902</b>	<b>532,530</b>	<b>770,804</b>
Student Teaching Fees	0	0	0	0	0
Special Course Fees	0	0	0	0	0
Laboratory Fees	0	0	0	0	0
<b>Subtotal, Tuition and Fees (Formula Amounts for Health-Related Institutions)</b>	<b>0</b>	<b>0</b>	<b>283,902</b>	<b>532,530</b>	<b>770,804</b>
<b>OTHER INCOME</b>					
<b>Interest on General Funds:</b>					
Local Funds in State Treasury	0	0	0	0	0
Funds in Local Depositories, e.g., local amounts	0	0	0	0	0
Other Income (Itemize)					
<b>Subtotal, Other Income</b>	<b>0</b>	<b>0</b>	<b>0</b>	<b>0</b>	<b>0</b>
<b>Subtotal, Other Educational and General Income</b>	<b>0</b>	<b>0</b>	<b>283,902</b>	<b>532,530</b>	<b>770,804</b>
Less: O.A.S.I. Applicable to Educational and General Local Funds Payrolls	0	0	(79,967)	(116,183)	(149,037)
Less: Teachers Retirement System and ORP Proportionality for Educational and General Funds	0	0	(30,400)	(45,190)	(67,865)
Less: Staff Group Insurance Premiums	0	0	(121,670)	(109,610)	(104,738)
<b>Total, Other Educational and General Income (Formula Amounts for General Academic Institutions)</b>	<b>0</b>	<b>0</b>	<b>51,865</b>	<b>261,547</b>	<b>449,164</b>
<b>Reconciliation to Summary of Request for FY 2013-2017:</b>					
Plus: Transfer of Funds for Texas Public Education Grants Program and Physician Loans	0	0	42,018	79,472	115,079
Plus: Transfer of Funds 2% for Physician Loans (Medical Schools)	0	0	0	0	0
Plus: Transfer of Funds for Cancellation of Student Loans of Physicians	0	0	0	0	0
Plus: Organized Activities	0	0	0	0	0
Plus: Staff Group Insurance Premiums	0	0	121,670	109,610	104,738
Plus: Board-authorized Tuition Income	0	0	840,000	1,588,800	2,300,640
Plus: Tuition Increases Charged to Doctoral Students with Hours in Excess of 100	0	0	0	0	0



Schedule 1A: Other Educational and General Income

8/4/2014 11:44:48AM

84th Regular Session, Agency Submission, Version 1  
 Automated Budget and Evaluation System of Texas (ABEST)

<b>769 University of North Texas System Administration</b>					
	<b>Act 2013</b>	<b>Act 2014</b>	<b>Bud 2015</b>	<b>Est 2016</b>	<b>Est 2017</b>
Plus: Tuition Increases Charged to Undergraduate Students with Excessive Hours above Degree Requirements (TX. Educ. Code Ann. Sec. 61.0595)	0	0	0	0	0
Plus: Tuition rebates for certain undergraduates (TX Educ.Code Ann. Sec. 54.0065)	0	0	0	0	0
Plus: Tuition for repeated or excessive hours (TX. Educ. Code Ann. Sec. 54.014)	0	0	0	0	0
Less: Tuition Waived for Students 55 Years or Older	0	0	0	0	0
Less: Tuition Waived for Texas Grant Recipients	0	0	0	0	0
<b>Total, Other Educational and General Income Reported on Summary of Request</b>	<b>0</b>	<b>0</b>	<b>1,055,553</b>	<b>2,039,429</b>	<b>2,969,621</b>

**769 University of North Texas System Administration Excluding College of Law**

	<b>E&amp;G Enrollment</b>	<b>GR Enrollment</b>	<b>GR-D/OEGI Enrollment</b>	<b>Total E&amp;G (Check)</b>	<b>Local Non-E&amp;G</b>
<b>GR &amp; GR-D Percentages</b>					
GR %	100.00%				
GR-D %	0.00%				
<b>Total Percentage</b>	100.00%				
<b>FULL TIME ACTIVES</b>					
1a Employee Only	139	139	0	139	60
2a Employee and Children	48	48	0	48	15
3a Employee and Spouse	42	42	0	42	2
4a Employee and Family	48	48	0	48	11
5a Eligible, Opt Out	2	2	0	2	2
6a Eligible, Not Enrolled	15	15	0	15	0
<b>Total for This Section</b>	<b>294</b>	<b>294</b>	<b>0</b>	<b>294</b>	<b>90</b>
<b>PART TIME ACTIVES</b>					
1b Employee Only	0	0	0	0	0
2b Employee and Children	0	0	0	0	0
3b Employee and Spouse	1	1	0	1	0
4b Employee and Family	0	0	0	0	0
5b Eligible, Opt Out	0	0	0	0	0
6b Eligible, Not Enrolled	2	2	0	2	0
<b>Total for This Section</b>	<b>3</b>	<b>3</b>	<b>0</b>	<b>3</b>	<b>0</b>
<b>Total Active Enrollment</b>	<b>297</b>	<b>297</b>	<b>0</b>	<b>297</b>	<b>90</b>

769 University of North Texas System Administration Excluding College of Law

	E&G Enrollment	GR Enrollment	GR-D/OEGI Enrollment	Total E&G (Check)	Local Non-E&G
<b>FULL TIME RETIREES by ERS</b>					
1c Employee Only	0	0	0	0	0
2c Employee and Children	0	0	0	0	0
3c Employee and Spouse	0	0	0	0	0
4c Employee and Family	0	0	0	0	0
5c Eligible, Opt Out	0	0	0	0	0
6c Eligible, Not Enrolled	0	0	0	0	0
<b>Total for This Section</b>	<b>0</b>	<b>0</b>	<b>0</b>	<b>0</b>	<b>0</b>
<b>PART TIME RETIREES by ERS</b>					
1d Employee Only	0	0	0	0	0
2d Employee and Children	0	0	0	0	0
3d Employee and Spouse	0	0	0	0	0
4d Employee and Family	0	0	0	0	0
5d Eligible, Opt Out	0	0	0	0	0
6d Eligible, Not Enrolled	0	0	0	0	0
<b>Total for This Section</b>	<b>0</b>	<b>0</b>	<b>0</b>	<b>0</b>	<b>0</b>
<b>Total Retirees Enrollment</b>	<b>0</b>	<b>0</b>	<b>0</b>	<b>0</b>	<b>0</b>
<b>TOTAL FULL TIME ENROLLMENT</b>					
1e Employee Only	139	139	0	139	60
2e Employee and Children	48	48	0	48	15
3e Employee and Spouse	42	42	0	42	2
4e Employee and Family	48	48	0	48	11
5e Eligible, Opt Out	2	2	0	2	2
6e Eligible, Not Enrolled	15	15	0	15	0
<b>Total for This Section</b>	<b>294</b>	<b>294</b>	<b>0</b>	<b>294</b>	<b>90</b>

**769 University of North Texas System Administration Excluding College of Law**

	<b>E&amp;G Enrollment</b>	<b>GR Enrollment</b>	<b>GR-D/OEGI Enrollment</b>	<b>Total E&amp;G (Check)</b>	<b>Local Non-E&amp;G</b>
<b>TOTAL ENROLLMENT</b>					
1f Employee Only	139	139	0	139	60
2f Employee and Children	48	48	0	48	15
3f Employee and Spouse	43	43	0	43	2
4f Employee and Family	48	48	0	48	11
5f Eligible, Opt Out	2	2	0	2	2
6f Eligible, Not Enrolled	17	17	0	17	0
<b>Total for This Section</b>	<b>297</b>	<b>297</b>	<b>0</b>	<b>297</b>	<b>90</b>

**769 University of North Texas System Administration College of Law**

	<b>E&amp;G Enrollment</b>	<b>GR Enrollment</b>	<b>GR-D/OEGI Enrollment</b>	<b>Total E&amp;G (Check)</b>	<b>Local Non-E&amp;G</b>
<b>GR &amp; GR-D Percentages</b>					
GR %	55.71%				
GR-D %	44.29%				
<b>Total Percentage</b>	100.00%				
<b>FULL TIME ACTIVES</b>					
1a Employee Only	6	3	3	6	0
2a Employee and Children	10	6	4	10	0
3a Employee and Spouse	6	3	3	6	0
4a Employee and Family	10	6	4	10	0
5a Eligible, Opt Out	0	0	0	0	0
6a Eligible, Not Enrolled	0	0	0	0	0
<b>Total for This Section</b>	<b>32</b>	<b>18</b>	<b>14</b>	<b>32</b>	<b>0</b>
<b>PART TIME ACTIVES</b>					
1b Employee Only	0	0	0	0	0
2b Employee and Children	0	0	0	0	0
3b Employee and Spouse	0	0	0	0	0
4b Employee and Family	0	0	0	0	0
5b Eligible, Opt Out	0	0	0	0	0
6b Eligible, Not Enrolled	0	0	0	0	0
<b>Total for This Section</b>	<b>0</b>	<b>0</b>	<b>0</b>	<b>0</b>	<b>0</b>
<b>Total Active Enrollment</b>	<b>32</b>	<b>18</b>	<b>14</b>	<b>32</b>	<b>0</b>

**769 University of North Texas System Administration College of Law**

	<b>E&amp;G Enrollment</b>	<b>GR Enrollment</b>	<b>GR-D/OEGI Enrollment</b>	<b>Total E&amp;G (Check)</b>	<b>Local Non-E&amp;G</b>
<b>FULL TIME RETIREES by ERS</b>					
1c Employee Only	0	0	0	0	0
2c Employee and Children	0	0	0	0	0
3c Employee and Spouse	0	0	0	0	0
4c Employee and Family	0	0	0	0	0
5c Eligible, Opt Out	0	0	0	0	0
6c Eligible, Not Enrolled	0	0	0	0	0
<b>Total for This Section</b>	<b>0</b>	<b>0</b>	<b>0</b>	<b>0</b>	<b>0</b>
<b>PART TIME RETIREES by ERS</b>					
1d Employee Only	0	0	0	0	0
2d Employee and Children	0	0	0	0	0
3d Employee and Spouse	0	0	0	0	0
4d Employee and Family	0	0	0	0	0
5d Eligible, Opt Out	0	0	0	0	0
6d Eligible, Not Enrolled	0	0	0	0	0
<b>Total for This Section</b>	<b>0</b>	<b>0</b>	<b>0</b>	<b>0</b>	<b>0</b>
<b>Total Retirees Enrollment</b>	<b>0</b>	<b>0</b>	<b>0</b>	<b>0</b>	<b>0</b>
<b>TOTAL FULL TIME ENROLLMENT</b>					
1e Employee Only	6	3	3	6	0
2e Employee and Children	10	6	4	10	0
3e Employee and Spouse	6	3	3	6	0
4e Employee and Family	10	6	4	10	0
5e Eligible, Opt Out	0	0	0	0	0
6e Eligible, Not Enrolled	0	0	0	0	0
<b>Total for This Section</b>	<b>32</b>	<b>18</b>	<b>14</b>	<b>32</b>	<b>0</b>

**769 University of North Texas System Administration College of Law**

	<b>E&amp;G Enrollment</b>	<b>GR Enrollment</b>	<b>GR-D/OEGI Enrollment</b>	<b>Total E&amp;G (Check)</b>	<b>Local Non-E&amp;G</b>
<b>TOTAL ENROLLMENT</b>					
1f Employee Only	6	3	3	6	0
2f Employee and Children	10	6	4	10	0
3f Employee and Spouse	6	3	3	6	0
4f Employee and Family	10	6	4	10	0
5f Eligible, Opt Out	0	0	0	0	0
6f Eligible, Not Enrolled	0	0	0	0	0
<b>Total for This Section</b>	<b>32</b>	<b>18</b>	<b>14</b>	<b>32</b>	<b>0</b>

**Schedule 4: Computation of OASI**  
 84th Regular Session, Agency Submission, Version 1  
 Automated Budget and Evaluation System of Texas (ABEST)

**Agency 769 University of North Texas System Administration**

Proportionality Percentage Based on Comptroller Accounting Policy Statement #011, Exhibit 2	2013		2014		2015		2016		2017	
	<u>% to Total</u>	<u>Allocation of OASI</u>	<u>% to Total</u>	<u>Allocation of OASI</u>	<u>% to Total</u>	<u>Allocation of OASI</u>	<u>% to Total</u>	<u>Allocation of OASI</u>	<u>% to Total</u>	<u>Allocation of OASI</u>
General Revenue (% to Total)	0.0000	\$0	0.0000	\$0	55.7100	\$100,587	53.7000	\$134,753	44.4800	\$119,402
Other Educational and General Funds (% to Total)	0.0000	\$0	0.0000	\$0	44.2900	\$79,967	46.3000	\$116,183	55.5200	\$149,037
Health-Related Institutions Patient Income (% to Total)	0.0000	\$0	0.0000	\$0	0.0000	\$0	0.0000	\$0	0.0000	\$0
<b>Grand Total, OASI (100%)</b>	<b>0.0000</b>	<b>\$0</b>	<b>0.0000</b>	<b>\$0</b>	<b>100.0000</b>	<b>\$180,554</b>	<b>100.0000</b>	<b>\$250,936</b>	<b>100.0000</b>	<b>\$268,439</b>



**Schedule 5: Calculation of Retirement Proportionality and ORP Differential**

8/4/2014 11:44:49AM

84th Regular Session, Agency Submission, Version 1

Automated Budget and Evaluation System of Texas (ABEST)

**769 University of North Texas System Administration**

Description	Act 2013	Act 2014	Bud 2015	Est 2016	Est 2017
<b>Proportionality Amounts</b>					
Gross Educational and General Payroll - Subject To TRS Retirement	0	0	1,390,421	1,932,425	2,067,212
Employer Contribution to TRS Retirement Programs	0	0	40,435	57,497	72,009
Gross Educational and General Payroll - Subject To ORP Retirement	0	0	969,762	1,347,786	1,441,795
Employer Contribution to ORP Retirement Programs	0	0	28,203	40,105	50,226
<b>Proportionality Percentage</b>					
General Revenue	0.0000 %	0.0000 %	55.7100 %	53.7000 %	44.4800 %
Other Educational and General Income	0.0000 %	0.0000 %	44.2900 %	46.3000 %	55.5200 %
Health-related Institutions Patient Income	0.0000 %	0.0000 %	0.0000 %	0.0000 %	0.0000 %
<b>Proportional Contribution</b>					
Other Educational and General Proportional Contribution (Other E&G percentage x Total Employer Contribution to Retirement Programs)	0	0	30,400	45,190	67,865
HRI Patient Income Proportional Contribution (HRI Patient Income percentage x Total Employer Contribution To Retirement Programs)	0	0	0	0	0
<b>Differential</b>					
Gross Payroll Subject to Differential - Optional Retirement Program	0	0	0	0	0
<b>Total Differential</b>	0	0	0	0	0

**Schedule 7: Personnel**  
 84th Regular Session, Agency Submission, Version 1  
 Automated Budget and Evaluation System of Texas (ABEST)

Date: 8/4/2014  
 Time: 5:46:40PM

Agency code: **769** Agency name: **UNT System Administration**

	Actual 2013	Actual 2014	Budgeted 2015	Estimated 2016	Estimated 2017
<b>Part A.</b>					
<b>FTE Postions</b>					
<b>Directly Appropriated Funds (Bill Pattern)</b>					
Educational and General Funds Faculty Employees	0.0	1.5	8.0	17.0	25.0
Educational and General Funds Non-Faculty Employees	277.0	291.0	300.8	309.0	318.0
<b>Subtotal, Directly Appropriated Funds</b>	<b>277.0</b>	<b>292.5</b>	<b>308.8</b>	<b>326.0</b>	<b>343.0</b>
Non Appropriated Funds Employees	112.0	118.0	121.0	125.0	128.0
<b>Subtotal, Other Funds &amp; Non-Appropriated</b>	<b>112.0</b>	<b>118.0</b>	<b>121.0</b>	<b>125.0</b>	<b>128.0</b>
<b>GRAND TOTAL</b>	<b>389.0</b>	<b>410.5</b>	<b>429.8</b>	<b>451.0</b>	<b>471.0</b>

**Part B.**  
**Personnel Headcount**

<b>Directly Appropriated Funds (Bill Pattern)</b>					
Educational and General Funds Faculty Employees	0.0	148.0	8.0	17.0	25.0
Educational and General Funds Non-Faculty Employees	278.0	311.0	320.0	330.0	340.0
<b>Subtotal, Directly Appropriated Funds</b>	<b>278.0</b>	<b>459.0</b>	<b>328.0</b>	<b>347.0</b>	<b>365.0</b>
Non Appropriated Funds Employees	135.0	142.0	146.0	150.0	155.0
<b>Subtotal, Non-Appropriated</b>	<b>135.0</b>	<b>142.0</b>	<b>146.0</b>	<b>150.0</b>	<b>155.0</b>
<b>GRAND TOTAL</b>	<b>413.0</b>	<b>601.0</b>	<b>474.0</b>	<b>497.0</b>	<b>520.0</b>

**Schedule 7: Personnel**  
 84th Regular Session, Agency Submission, Version 1  
 Automated Budget and Evaluation System of Texas (ABEST)

Date: 8/4/2014  
 Time: 5:46:40PM

Agency code: **769** Agency name: **UNT System Administration**

	Actual 2013	Actual 2014	Budgeted 2015	Estimated 2016	Estimated 2017
<b>PART C.</b>					
<b>Salaries</b>					
<b>Directly Appropriated Funds (Bill Pattern)</b>					
Educational and General Funds Faculty Employees	\$0	\$208,542	\$720,416	\$1,323,750	\$1,340,416
Educational and General Funds Non-Faculty Employees	\$18,177,371	\$22,590,576	\$23,268,293	\$23,966,342	\$24,684,332
<b>Subtotal, Directly Appropriated Funds</b>	<b>\$18,177,371</b>	<b>\$22,799,118</b>	<b>\$23,988,709</b>	<b>\$25,290,092</b>	<b>\$26,024,748</b>
Non Appropriated Funds Employees	\$7,285,128	\$5,787,598	\$5,961,226	\$6,140,063	\$6,324,265
<b>Subtotal, Non-Appropriated</b>	<b>\$7,285,128</b>	<b>\$5,787,598</b>	<b>\$5,961,226</b>	<b>\$6,140,063</b>	<b>\$6,324,265</b>
<b>GRAND TOTAL</b>	<b>\$25,462,499</b>	<b>\$28,586,716</b>	<b>\$29,949,935</b>	<b>\$31,430,155</b>	<b>\$32,349,013</b>

**Agency 769 University of North Texas System Administration**

<b>Project Priority:</b>	<b>Project Code:</b>	<b>Tuition Revenue Bond Request</b>	<b>Total Project Cost</b>	<b>Cost Per Total Gross Square Feet</b>
1	1	\$ 56,000,000	\$ 101,000,000	\$ 387
<b>Name of Proposed Facility:</b>	<b>Project Type:</b>			
College of Law Buildings	Renovation			
<b>Location of Facility:</b>	<b>Type of Facility:</b>			
Downtown Dallas	Instructional			
<b>Project Start Date:</b>	<b>Project Completion Date:</b>			
08/01/2015	12/31/2018			
<b>Gross Square Feet:</b>	<b>Net Assignable Square Feet in Project</b>			
261,000	169,000			

**Project Description**

The City of Dallas has committed to donate the historic Municipal Building and up to \$16 million toward renovation costs to provide a permanent home for the UNT Dallas College of Law. To take advantage of the substantial matching funds being offered the UNT System requests a TRB authorization of \$56m to complete the \$101m renovation project required for the Municipal Building and associated College of Law facilities. UNT System completed a \$29m renovation to the UNT System building at 1901 Main St. to provide administrative and classroom space, and the law library for the College of Law in order to allow the inaugural class to begin in August 2014. Through the City partnership and allocation of System resources, project matching funds in the amount of \$45m, or 44.5% of total project budget, have been secured in order to significantly offset the cost to the State. These renovation projects will provide permanent facilities for the College of Law and allow for enrollment growth.

**Schedule 8C: Revenue Capacity for Tuition Revenue Bond Projects**

DATE: 8/4/2014  
TIME: 6:03:17PM

84th Regular Session, Agency Submission, Version 1  
Automated Budget and Evaluation System of Texas (ABEST)

Agency Code: **769** Agency Name: **University of North Texas System Administration**

	<b>Act 2013</b>	<b>Act 2014</b>	<b>Bud 2015</b>	<b>Est 2016</b>	<b>Est 2017</b>
Gross Tuition	\$86,802,341	\$89,721,042	\$91,834,651	\$95,652,454	\$99,284,569
Less: Remissions and Exemptions	(20,162,539)	(21,106,853)	(22,181,369)	(23,663,303)	(25,066,974)
Less: Refunds	0	0	0	0	0
Less: Installment Payment Forfeits	0	0	0	0	0
Less: Tuition rebates for certain undergraduates (TX. Educ. Code Ann. Sec. 54.0065)	(237,000)	(237,000)	(237,000)	(242,925)	(248,998)
Plus: Tuition waived for students 55 years or older (TX. Educ. Code Ann. Sec. 54.013)	3,515	885	885	911	935
Plus: Tuition waived for Texas Grant Recipients (TX. Educ. Code Ann. Sec. 56.307)	0	0	0	0	0
<b>Subtotal</b>	<b>\$66,406,317</b>	<b>\$68,378,074</b>	<b>\$69,417,167</b>	<b>\$71,747,137</b>	<b>\$73,969,532</b>
Less: Transfer of Funds for Texas Public Education Grants Program (TX. Educ. Code Ann. Sec. 56c) and for Emergency Loans (TX. Educ. Code Ann. Sec. 56d)	(7,820,663)	(8,053,468)	(8,226,497)	(8,483,130)	(8,771,013)
Less: Transfer of Funds (2%) for Physician Loans (Medical School)	(59,142)	(61,883)	(68,071)	(71,475)	(73,857)
Less: Statutory Tuition (TX. Educ. Code Ann. Sec. 54.051) Set aside for Doctoral Incentive Loan Repayment Program (TX. Educ. Code Ann. Sec. 56.095)	(48,404)	(49,000)	(49,000)	0	0
Less: Other Authorized Deductions	0	0	(2,680)	(5,080)	(7,357)
<b>Total Net Tuition Available to Pledge for Tuition Revenue Bonds</b>	<b>\$58,478,108</b>	<b>\$60,213,723</b>	<b>\$61,070,919</b>	<b>\$63,187,452</b>	<b>\$65,117,305</b>
Debt Service on Existing Tuition Revenue Bonds	(18,789,338)	(18,811,238)	(18,954,413)	(18,007,951)	(17,997,438)
Estimated Debt Service for Authorized but Unissued Tuition Revenue Bonds	0	0	0	0	0
<b>Subtotal, Debt Service on Existing Authorizations</b>	<b>\$(18,789,338)</b>	<b>\$(18,811,238)</b>	<b>\$(18,954,413)</b>	<b>\$(18,007,951)</b>	<b>\$(17,997,438)</b>
<b>TOTAL TUITION AVAILABLE FOR NEW AUTHORIZATIONS</b>	<b>\$39,688,770</b>	<b>\$41,402,485</b>	<b>\$42,116,506</b>	<b>\$45,179,501</b>	<b>\$47,119,867</b>
<b>Debt Capacity Available for New Authorizations</b>	<b>\$451,500,000</b>	<b>\$474,000,000</b>	<b>\$482,000,000</b>	<b>\$518,000,000</b>	<b>\$540,000,000</b>

---

**769 University of North Texas System Administration**

---

**Special Item:**     1       **Federation of North Texas Area Universities**

**(1) Year Special Item:**           1982  
Original Appropriations:     \$1

**(2) Mission of Special Item:**

The Federation of North Texas Area Universities is a consortium comprised of the University of North Texas (UNT), Texas A&M University at Commerce (TAMU-C), Texas Woman's University (TWU).

The Federation was mandated in 1968 by a resolution of the Texas Higher Education Coordinating Board (THECB) for the purpose of forming a cooperative arrangement among three north Texas institutions: UNT, TAMU-C, and TWU. The purpose of the Federation is to promote cost-effective responses to the expressed need for graduate education in the rapidly growing North Texas region while avoiding unnecessary duplication of faculty, course offerings, and degree programs. The Federation is governed through bylaws and procedures that are approved by the THECB. In 1988, the THECB conducted an assessment of all non-research special items. In its report to the Texas Legislature, the THECB concluded, "The Federation is the type of cooperative activity between universities that the Coordinating Board has sought to encourage. Special item funding is a cost-effective way to pay for such an effort."

**(3) (a) Major Accomplishments to Date:**

1. Provide a wider range of programs than would be offered by a single institution.
2. Provide professional training for faculty and graduate students through collaborative and collective workshops and institutes.

**(3) (b) Major Accomplishments Expected During the Next 2 Years:**

Expand the number of federated courses offered.

**(4) Funding Source Prior to Receiving Special Item Funding:**

N/A

**(5) Formula Funding:**

N/A

**(6) Non-general Revenue Sources of Funding:**

N/A

**(7) Consequences of Not Funding:**

The Federation would be less able to meet the Coordinating Board's mandate to the Federation (and the three participating universities) to provide cost-effective graduate education in the North Texas area.

---

**769 University of North Texas System Administration**

---

**Special Item:**     2       **Universities Center at Dallas**

**(1) Year Special Item:**             1994  
Original Appropriations:     \$1

**(2) Mission of Special Item:**

The mission of the Universities Center at Dallas (UCD) calls for the UCD: (1) to be an auxiliary location for a number of institutions, designed to allow the institutions to deliver a part of their usual academic programs offered on their main campuses, at the UCD site in downtown Dallas; (2) to not be a free-standing college of university, nor to seek accreditations for course or programs separate from the accreditation provided for courses and programs on the participating institutions' main campuses; (3) to provide coordinated offerings among participating institutions to minimize duplication and also to work to combine offerings across institutional programs; and (4) to be subject to the educational decision making procedures of each of the participating institutions in matters concerning courses and educational programs provided by that institution.

**(3) (a) Major Accomplishments to Date:**

1. Increased duplicated headcount enrollment from 23 students in the Summer of 1994 to current enrollment of approximately 1,200 students.
2. Maintained status as a Multi-Institution Teaching Center(MITC) offering courses primarily sponsored by the University of North Texas and Texas A&M University-Commerce and other courses offered by University of Texas at Arlington, Dallas County Community College District and other community and regional partnerships/organizations.
3. Partnerships with local and regional chambers to house summer programs and workshop for high school students, focusing on college preparation for students and parents.

**(3) (b) Major Accomplishments Expected During the Next 2 Years:**

The UCD will offer more than 90 courses in the Fall of 2014 and anticipates continued growth of degree programs, both graduate and undergraduate, including in the fields of Finance, Health Care Administration and certificate offerings to fulfill a greater spectrum of program interests by Downtown working professionals and employees in Downtown. New focus on Saturday and weekend offerings in the fields of graduate Accounting and Higher Education courses, with various course times and mini-terms will provide the downtown resident/employee more options for degree completion. The newest graduate degree, the MS in Accounting, has reached six course offerings on Saturdays, assisting in growth for the focus on weekend courses. Multi-faceted delivery of courses continues to evolve.

**(4) Funding Source Prior to Receiving Special Item Funding:**

N/A

**(5) Formula Funding:**

N/A

---

**769 University of North Texas System Administration**

---

**(6) Non-general Revenue Sources of Funding:**

Participating institutions pay a per-SCH fee for the courses taken by their students.

**(7) Consequences of Not Funding:**

The UCD would be less able to (1) maintain collaborative efforts among participating universities and (2) provide effective and efficient uses of state resources to fund degree programs serving the needs of downtown Dallas businesses and citizens.

---



---

**769 University of North Texas System Administration**

---

**Special Item:**     3           **Law School**

**(1) Year Special Item:**           2010  
Original Appropriations:   \$5,000,000

**(2) Mission of Special Item:**

Located in downtown Dallas, the UNT Dallas College of Law provides high-quality, innovative and affordable legal education in the largest metropolitan region in the U.S. formerly without access to a public law school. The UNT Dallas College of Law creates greater access and opportunity for a qualified and diverse student body to pursue a legal education closer to where they live or work. Demand for affordable legal education and practice ready lawyers in the region are high as large segments of the population lack sufficient access to legal services. A reasonably priced public legal education reduces the average debt level of students who may otherwise forego a legal education, or be forced to relocate to pursue their education. Not being saddled by the high degree of debt will also allow these new lawyers to pursue a greater variety of career options.

**(3) (a) Major Accomplishments to Date:**

- A significant renovation of the UNT System Building at 1901 Main Street provides a home for the College until the Municipal Building donated by the City of Dallas can be renovated.
  
- UNT System Administration successfully recruited founding Dean Royal Furgeson and Associate Dean Ellen Pryor, who have hired faculty and administrative services and student support staff.
  
- The inaugural class has enrolled for the 2014-15 academic year. •Enroll second and third classes of 85 full-time and 50 part-time students each.

**(3) (b) Major Accomplishments Expected During the Next 2 Years:**

- Hire additional faculty and staff.
  
- Work toward accreditation from the American Bar Association and merger with UNT Dallas upon approval by the Southern Association of Colleges and Schools (SACS).
  
- Initiate renovation of the Municipal Building assuming appropriation of tuition revenue bonds.

**(4) Funding Source Prior to Receiving Special Item Funding:**

N/A

**(5) Formula Funding:**

Y

---

**769 University of North Texas System Administration**

---

**(6) Non-general Revenue Sources of Funding:**

Beginning with the 2014-15 academic year, the College of Law collects tuition and fees.

**(7) Consequences of Not Funding:**

State appropriations are a critical element of the UNT Dallas College of Law and loss of State support could jeopardize the ability to successfully develop and grow the law program.

---