PRESIDENTIAL DISASTER DECLARATIONS

January 1, 2000 to December 31, 2013

FEMA REGION X

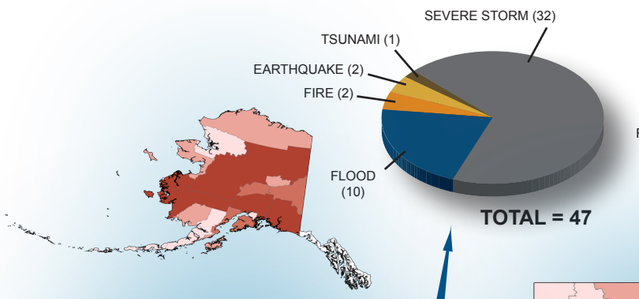

FEMA REGION VIII

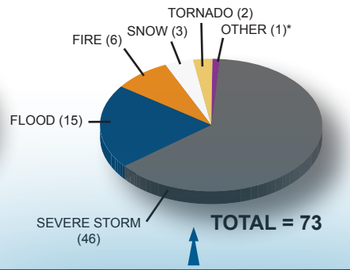

FEMA REGION VII

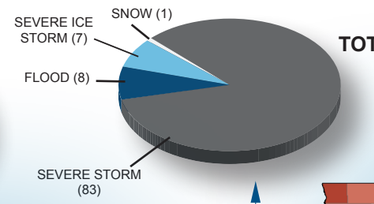

FEMA REGION V

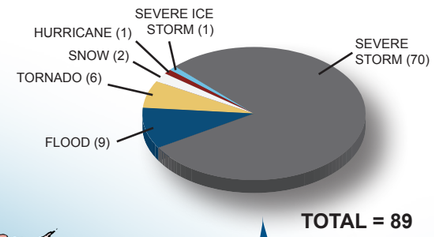

FEMA REGION I

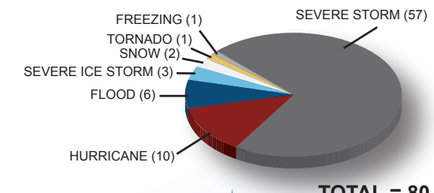

FEMA REGION II

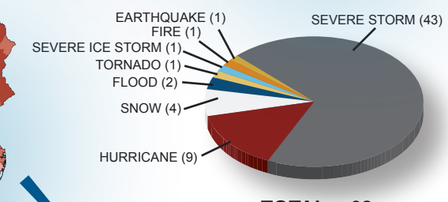

FEMA REGION III

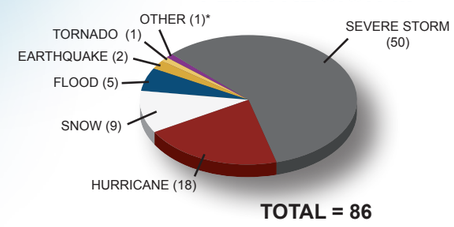

FEMA REGION IV

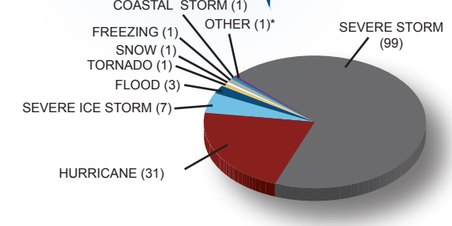

TOTAL = 145

FEMA REGION VI

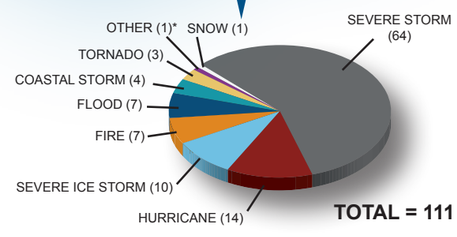

FEMA REGION IX

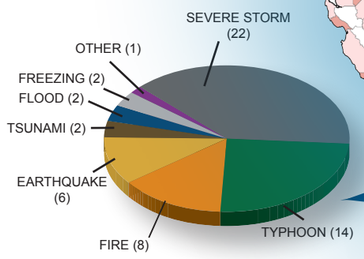

DISASTERS BY TYPE

MAPPED TOTAL = 849

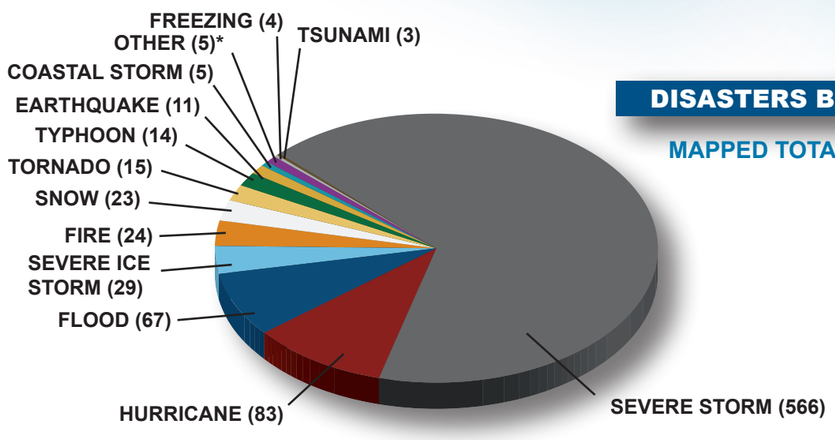

PRESIDENTIAL DECLARATIONS

County Designation Frequency

- None/Unclassified
- 1 - 2
- 3 - 4
- 5 - 6
- 7 - 10
- 11 - 17

FEMA

*Other Includes: Dam/Levee Break, Human Cause, Mud/Landslide, Toxic Substances, and Volcano.