



SAFETY GUIDE

FOR WINTER TRAVEL





WE'RE READY

Winter emergency road preparedness

Hazardous weather can unexpectedly change from freezing ice to snow and fog in some areas of the state. TxDOT works 24/7 to ensure our roads remain passable and safe year-round. Road Crews throughout the state are especially prepared to improve road safety during severe winter weather conditions.

Particular attention is given to bridges, high traffic interchanges and roadways. TxDOT uses snowplows, salt spreaders and liquid de-icing rigs to assist with de-icing/anti-icing of the roadways and bridges.

TxDOT stockpiles various types of de-icers and anti-icing agents for winter storms as well as sand or small aggregate. Because each winter storm is unique, TxDOT will use a combination of materials and equipment depending on the severity of the storm.



TREATING THE ROADS

**Each area of Texas treats roads based on weather conditions.
The two most common materials used to include:**

**Liquid Anti-Icing solution
to prevent roads from icing**






**Granular De-Icing materials
to improve traction.**



USE CAUTION!

Simple driving tips to practice on the roads

TxDOT's #1 priority is the safety of the traveling public, including using every resource available to keep the roads open and passable during winter storms. Motorists should always exercise caution and, if possible, allow extra time to reach destinations or delay travel until conditions improve.

-  Remove snow and ice from your vehicle before you drive
-  Maintain your vehicle in accordance with manufacturer's recommendations
-  Ensure headlights and tail lights are functioning properly
-  Accelerate slowly, drive slowly, and observe traffic signs and alerts
-  Approach bridges, shaded spots, and turns slowly



✓ PLAN FOR THE ROAD

Reduce your risks and avoid winter road hazards

You can reduce your risk by simply practicing a few road safety habits. Avoid getting caught by surprise, plan ahead, and be aware of alerts and advisories. Good road safety tips include:

- ▶▶▶ Stay tuned to local news and weather alerts
- ▶▶▶ Obtain information about road conditions online at www.TxDOT.gov keyword: ROAD CONDITIONS or by calling 1-800-452-9292

🔋 AUTO SAFETY CHECK ▶▶▶▶

Ensure your vehicle is maintained



⊕ PREPARE A ROAD EMERGENCY KIT

- Booster cables
- Texas road map
- Chain/tow strap/shovel
- Abrasive materials (sand or cat litter)
- First-aid kit
- Flashlight
- Extra pair of socks and gloves
- Blanket
- Batteries
- Snacks and water
- Ice Scraper
- Flares and matches

TxDOT Road Conditions 24 Hour Hotline: 1-800-452-9292
www.TxDOT.gov Keyword: Winter Weather



ROAD SAFETY ALERT

TAKE EXTRA PRECAUTIONS

while traveling through remote counties, primarily in North and West Texas during winter months.

Historically, North and West Texas experience the heaviest snowfalls, extreme white-outs, icy road and bridge conditions. These areas are generally where you could encounter major winter storms. If you plan to travel on roads leading towards El Paso or Amarillo be prepared. Rural areas of the state have very limited- to- no access to food, lodging, gas, or emergency medical services.

STAY INFORMED. BE WINTERSAFE.

The information contained in this safety guide is intended to help you be aware of potential hazardous conditions and contains tips to improve your road safety preparedness. Stay tuned to local news for road closures, changing conditions, and advisories.

For more information visit: www.TxDOT.gov Keyword: Winter Weather



Follow us on:



Texas Road Conditions Hotline: 1-800-452-9292

If stranded, call the Texas Department of Public Safety's Stranded Motorist Hotline
toll-free 1-800-525-5555.