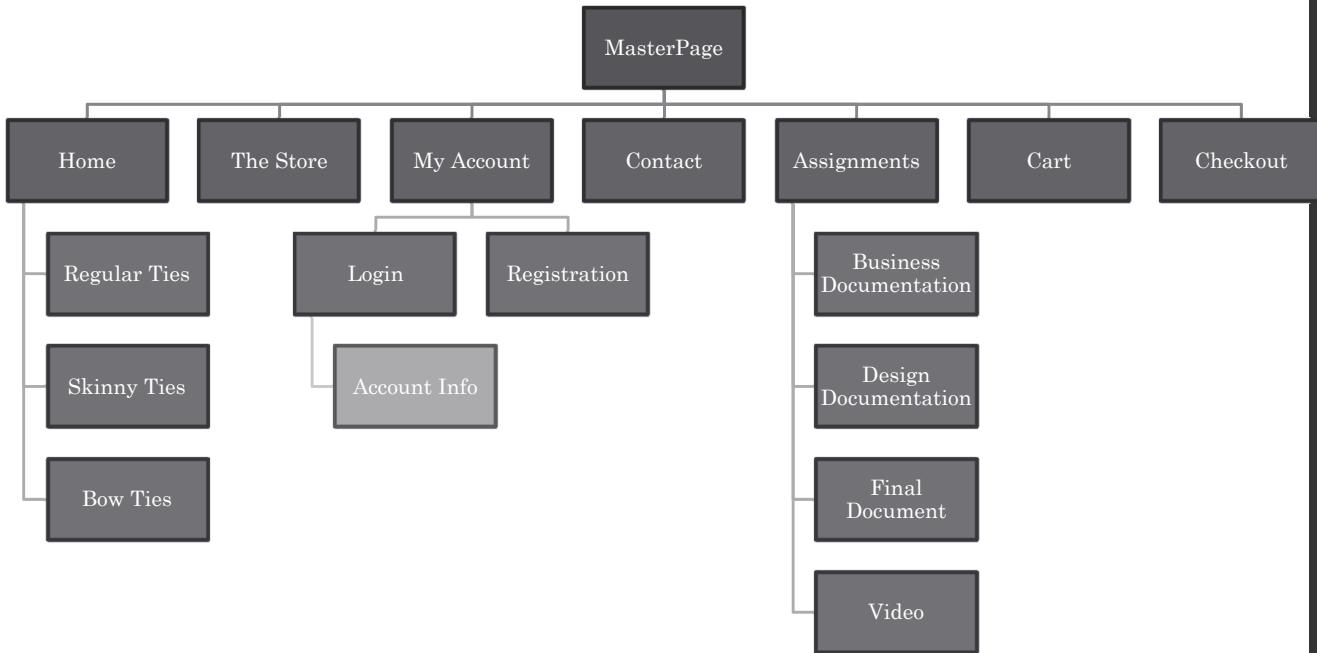


Southwind Ties Design Documentation

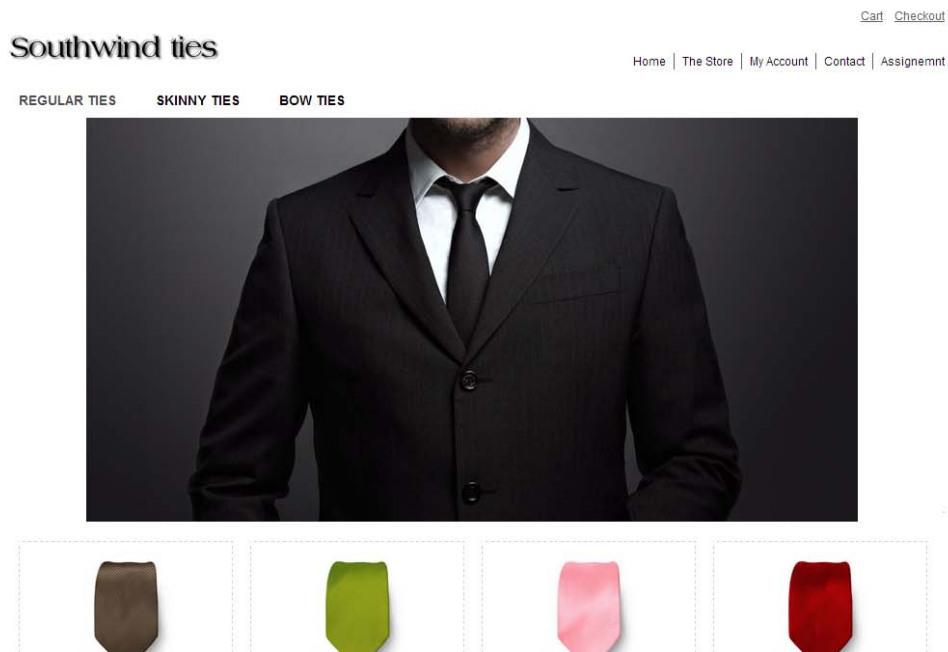
Fellipe Cunha, Randall Wright, Richard Hay

Hierarchy Chart	3
Homepage	4
Regular Ties	5
Skinny Ties	6
Bow Ties	7
The Store	8
My Account	9
Registration	10
Account Info	11
Contact	12
Assignments	13
Cart	14
Checkout	15
ERD – Entity Relationship Diagram	16
Data Definitions	17

Hierarchy Chart



Homepage



Purpose

The purpose of the home page is to attract the customer and make sure the main message of our purpose is noticed by the potential customer.

Design

The title of the e-commerce site will be at the very top. Right below it, the menu item will be horizontally across.

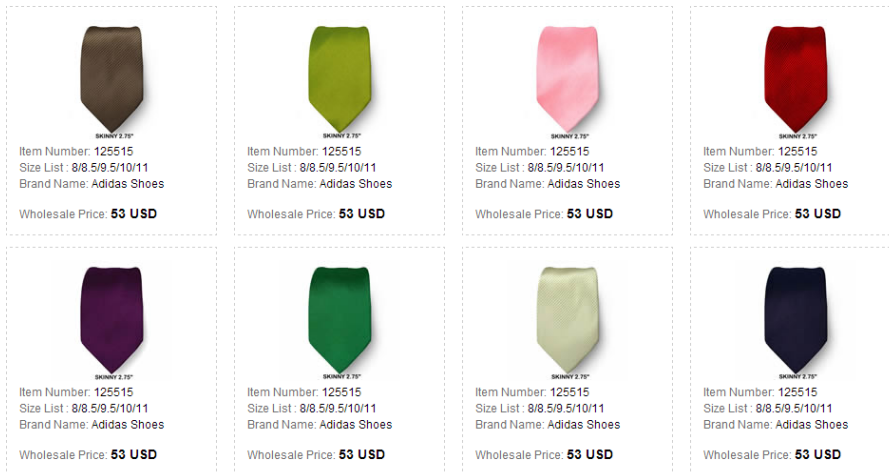
Data Collected

There will be no data to collect for this page.

Data Displayed

In this page we will have some of the most viewed ties by other users and most purchased ties from customers.

Regular Ties



Purpose

The purpose of this page is to showcase our regular ties.

Design

This page will display pictures of all our regular ties along with their descriptions and price.

If the customer is logged in they will be able to add the ties they would like to purchase to their shopping cart.









Data Collected

The regular ties selected in this page will be stored in our database for Checkout purposes

Data Displayed

Regular ties and prices of such will be displayed in this page

Skinny Ties

 <p>Item Number: 125515 Size List: 8/8.5/9.5/10/11 Brand Name: Adidas Shoes Wholesale Price: 53 USD</p>	 <p>Item Number: 125515 Size List: 8/8.5/9.5/10/11 Brand Name: Adidas Shoes Wholesale Price: 53 USD</p>	 <p>Item Number: 125515 Size List: 8/8.5/9.5/10/11 Brand Name: Adidas Shoes Wholesale Price: 53 USD</p>	 <p>Item Number: 125515 Size List: 8/8.5/9.5/10/11 Brand Name: Adidas Shoes Wholesale Price: 53 USD</p>
 <p>Item Number: 125515 Size List: 8/8.5/9.5/10/11 Brand Name: Adidas Shoes Wholesale Price: 53 USD</p>	 <p>Item Number: 125515 Size List: 8/8.5/9.5/10/11 Brand Name: Adidas Shoes Wholesale Price: 53 USD</p>	 <p>Item Number: 125515 Size List: 8/8.5/9.5/10/11 Brand Name: Adidas Shoes Wholesale Price: 53 USD</p>	 <p>Item Number: 125515 Size List: 8/8.5/9.5/10/11 Brand Name: Adidas Shoes Wholesale Price: 53 USD</p>

Purpose

The purpose of this page is to showcase our skinny ties.

Design

This page will display pictures of all our skinny ties along with their descriptions and price.

If the customer is logged in they will be able to add the ties they would like to purchase to their shopping cart.

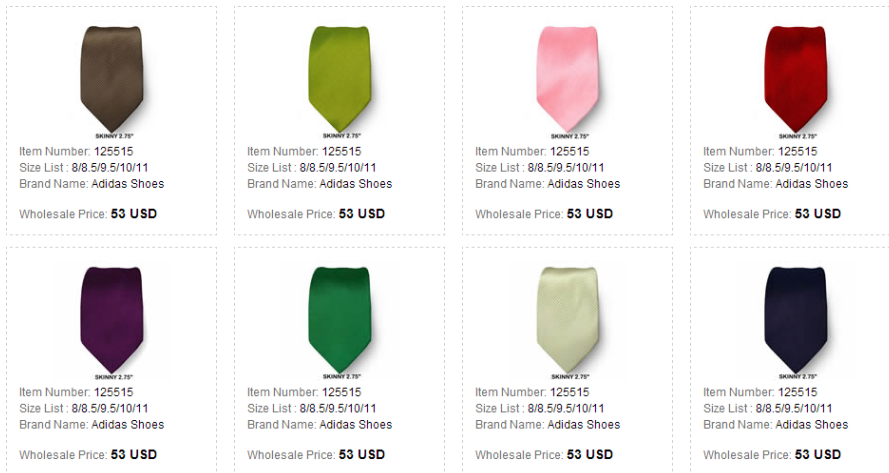
Data Collected

The Skinny ties selected in this page will be stored in our database for Checkout purposes

Data Displayed

Skinny ties and prices of such will be displayed in this page

Bow Ties



Purpose

The purpose of this page is to showcase our bow ties.

Design

This page will display pictures of all our bow ties along with their descriptions and price.

If the customer is logged in they will be able to add the ties they would like to purchase to their shopping cart.

Data Collected

The Bow ties selected in this page will be stored in our database for Checkout purposes

Data Displayed

Bow ties and prices of such will be displayed in this page

The Store

Southwind ties

[Cart](#) [Checkout](#)

[Home](#) | [The Store](#) | [My Account](#) | [Contact](#) | [Assignment](#)

ABOUT US

Our mission is to provide neck ties to those who want to look great at any occasion and at the same time improve the unemployment rates by lowering through donations. Southwind Ties will be selling top of the line, newest and most fashionable ties in the market hand picked by our buyer. Ties will vary from neckties and skinny ties in different color. However, all our ties will be solid color. For every five ties bought, we will donate a portion of each sale to Create Jobs for America.

© Sitemame.com. Design by ChocoTemplates.com

Southwind Ties was founded on January 30, 2013 by Felipe Cunha, company's web developer, Randall Wright, company's project manager and Richard Hay, company's CEO. The idea came up while discussing with an e-commerce group in class about what would be a good business to start as an online business. We are three students in a e-commerce class.

Our Team



Richard Hay is the CEO of Southwind. He is currently pursuing a degree in Business Computer Information Systems. He previously graduated with a degree in Sociology which help him gained a better perspective of how people and organizations work. In addition, he has one year of tax accounting in partnerships entities.



Randall Wright is the Project Manager of Southwind Ties. He is a Senior at the University of North Texas majoring in Business Computer Information Systems. Experienced in JAVA programming, project management, COBOL, JCL, IBM Systems Z, and Web Development. His previous experience includes working as a mainframe software developer at Fidelity Investments and serving as a team leader in the U.S. Army.



Felipe Cunha is the Web Developer for Southwind. Currently, Felipe is completing his last semester in Business Computer Information Systems. He also works part time in a company called Zodiac Aerospace US (Weber Aircraft) in Gainesville, Texas as a Application Support Specialist. He has also worked as an System Analyst for the same company and System Administrator for Texas Sprinkler Inc.

Purpose

The main purpose of this page is to inform the customers about Southwind. This page will display our mission, history of the company, and team bios.

Design

Our mission statement will be written out in a paragraph. The second paragraph will be the history of our company.

Below that will be our pictures with our bios next to them.

Data Collected

There will be no data to collect for this page.

Data Displayed

There will be no data to collect for this page.

My Account

Returning User?

Username

Password

Forgot your password? Too bad.

New user? [Register](#)

Sign-In

Purpose

The purpose for this page is to have a returning customer log in or have a new user register. After signing in the user will be able to see their account info.

Design

This page will have text boxes for the user to input their login data and a button to submit. Directly underneath the login area will be a link to the registration screen.

Data Collected

Users log in information.

Data Displayed

Display message when the user enters incorrect log in information.

Registration

Create Your Account

Sign up for FormsCentral by creating an Adobe® ID.


Email Address

Password

Confirm

First Name

Last Name

Birth Date 

Country/Region

Yes! I would like to receive email communications relating to Adobe, its products and services including product releases, product upgrades, seminars, events, surveys, training, and special offers, and Adobe and its agents may use data I have provided in accordance with the Adobe Online Privacy Policy.

Remember me

Create Account

Purpose

The purpose for this page is to allow the user to register to our website so that they can purchase items.

Design

This will be a form with textboxes for the user to input their information.

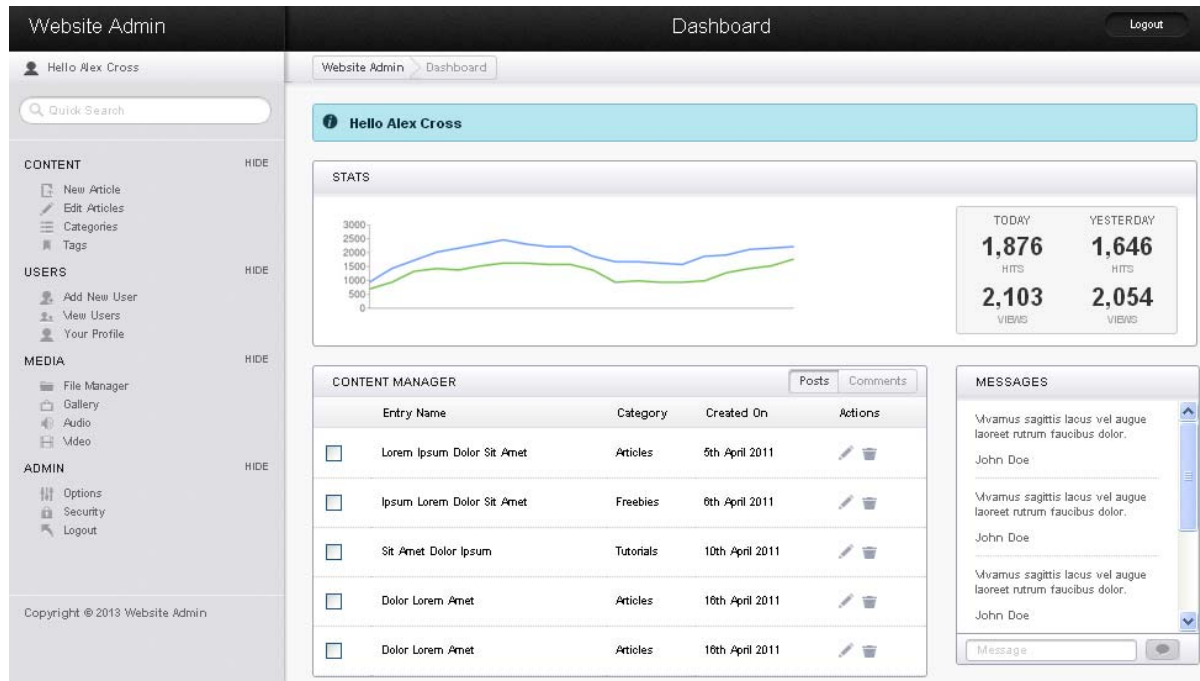
Data Collected

Users information consisting of First Name, Last Name, Address, Phone, e-mail, and password.

Data Displayed

If a field is empty or in the incorrect format an error message will be displayed.

Account Info



Purpose

This page is viewable by the user once they have been successfully logged in to the system. The page will allow the user to see all the information related to their account.

Design

The page will show the users registration information and allow them to update their information if it needs correcting. It will also show them statistics about their recent purchases and display messages we would like for them to see.

Data Collected

There will be no data to collect for this page.

Data Displayed

Account data will be displayed.

Contact

Contact Form

This is a simple contact form page template. To add it, simply add a new page and select the "Contact Form" page template in the "Attributes" panel. You can add your contact e-mail in the options panel under "General Settings".

✖ E-mail has not been setup properly. Please add your contact e-mail!

Name

Email

Message

Send a copy of this email to yourself

Purpose

This page will contain Southwind's contact information. This will allow the customer to contact us if they have any questions or problems.

Design

It will display the e-mail, address, and phone number of our company.

There will be a picture of ties next to this information.

Data Collected

Name, E-mail, Message from the customer will be retrieved

Data Displayed

Phone number, E-mail address will be Displayed

Assignments

Southwind ties

[Cart](#) [Checkout](#)

[Home](#) | [The Store](#) | [My Account](#) | [Contact](#) | [Assignemnt](#)

ASSIGNMENTS

[Business Plan](#)
[Design Plan](#)

[Home](#) | [Support](#) | [My Account](#) | [The Store](#) | [Contact](#)

© Sitenam.com. Design by ChocoTemplates.com

Purpose

The purpose of this page is to allow our customers to see our business documentation. It will showcase all of our documents we have made in creating this business.

Design

The page will have a list of links to PDF files of all of our documentation.

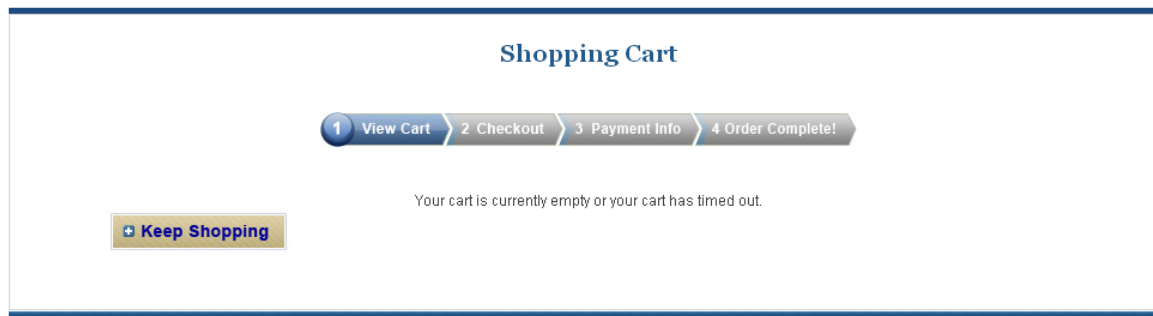
Data Collected

There will be no data to collect for this page.

Data Displayed

Assignment for BCIS 4720 will be attached in this page.

Cart



Purpose

The purpose of this page is to keep track of the items the user has selected to purchase.

Design

This will be a basic shopping cart that displays the item description, item price, number of items, and total cost of all items in the cart.

Data Collected

There will be no data to collect for this page.

Data Displayed

Product Information – Price, description, quantity.

Checkout

The screenshot shows a checkout page with a progress bar at the top indicating four steps: 1 View Cart, 2 Checkout (current step), 3 Payment Info, and 4 Order Complete! Below the progress bar, there are two main sections: Shipping Information and Billing Information. The Shipping Information section includes fields for First Name, Last Name, Company, Address, Address 2, Address Type (with radio buttons for residential and commercial), City, State/Province, Zip/Postal Code, and Country. It also has a dropdown for 'How did you hear about us?' and a text area for a Gift Message. The Billing Information section includes a checkbox for 'Check if Billing Information is the same.', fields for Billing First Name, Billing Last Name, Billing Address, Billing Address 2, City, State (dropdown), Zip Code, and Country. It also has fields for Email Address, Phone Number, and Gift Certificate Code. There are several asterisks indicating required fields. A note at the bottom states '(Payment information will be requested on the next page)'.

Purpose

To collect the users payment information and complete the transaction. It will also have the shipping address so we can send it to the correct destination.

Design

This page will contain text boxes for the user to input their payment information and shipping address.

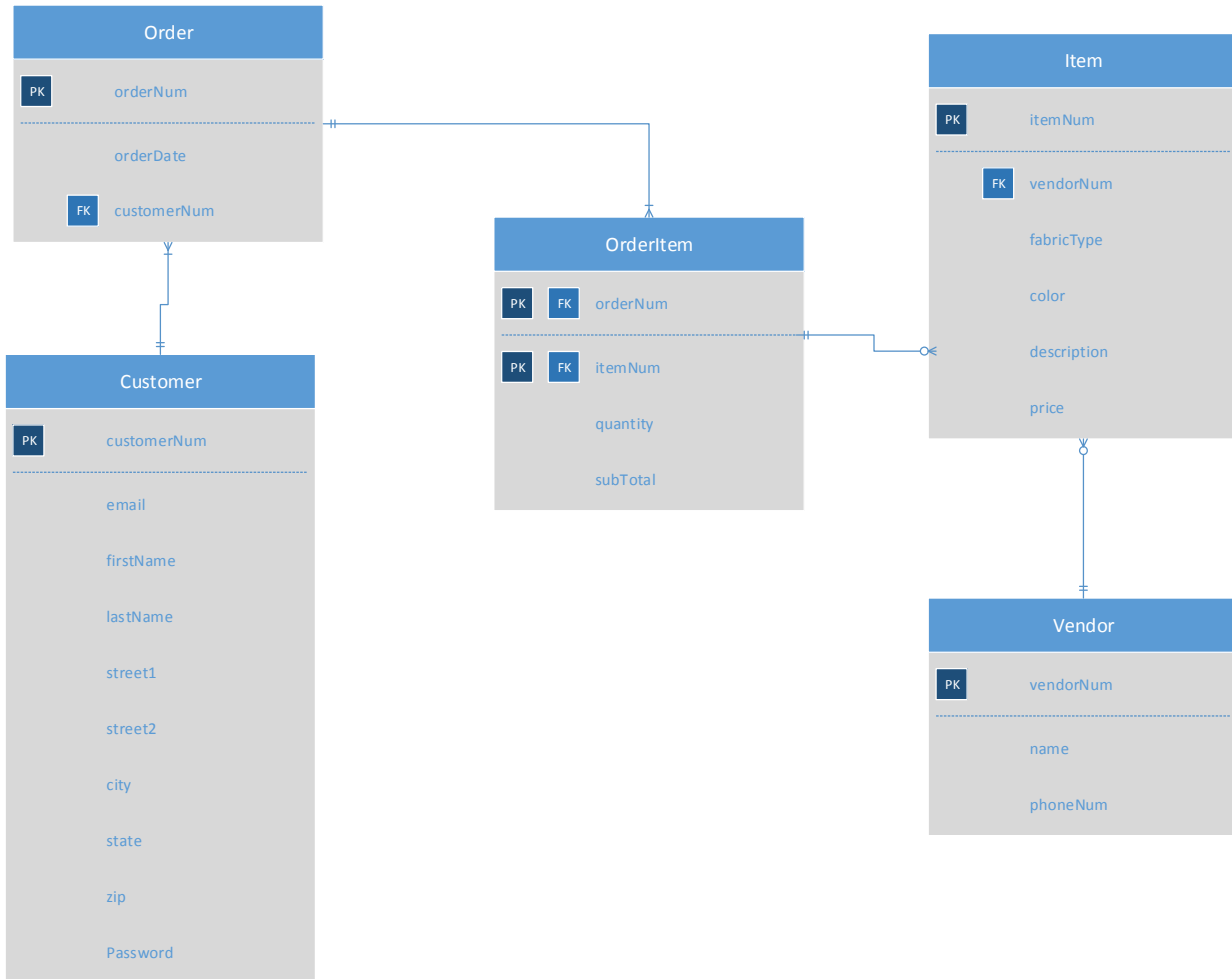
Data Collected

Users payment information and shipping address

Data Displayed

There will be no data to display for this page.

Entity Relationship Diagram



• Data Definitions

- Order [**OrderNum**, OrderDate, *CustomerNum*]
- Customer[**CustomerNum**, Email, FirstName, LastName, Street1, Street2, City, State, Zip, Password]
- OrderItem [**OrderNum**, **ItemNum**, Quantity, SubTotal]
- Item[**ItemNum**, *VendorNum*, FabricType, Color, Description, Price]
- Vendor [**VendorNum**, VendorName, VendorPhone]