

COMBINED FINANCIAL REPORT



FOR THE YEAR ENDED AUGUST 31, 2008

UNIVERSITY OF
NORTH★TEXAS™
SYSTEM

COMBINED FINANCIAL REPORT

of the

**UNIVERSITY OF NORTH TEXAS
SYSTEM**

DENTON, TEXAS

Lee Jackson, Chancellor

For the year ended August 31, 2008

TABLE OF CONTENTS

| | |
|---|-------|
| Letter of Transmittal | 1 |
| Organizational Data | 3 |
| Management's Discussion and Analysis..... | 4-14 |
| Statements | |
| Statement of Net Assets, UNT System..... | 16-17 |
| Statement of Revenues, Expenses and Changes in Net Assets, UNT System | 18-21 |
| Statement of Cash Flows, UNT System..... | 22-23 |
| Notes to the Financial Statements, UNT System..... | 24-42 |
| Statements | |
| Statement of Financial Position, UNT Foundation, Inc. | 43 |
| Statement of Activities, UNT Foundation, Inc. | 44-51 |
| Statement of Cash Flows, UNT Foundation, Inc. | 52 |
| Notes to the Financial Statements, UNT Foundation, Inc. | 53-59 |
| Schedules | |
| 1A Notes to Schedule of Expenditures of Federal Awards..... | 60 |
| 1B Schedule of State Grant Pass Throughs From/To State Agencies | 61 |
| 2A Miscellaneous Bond Information | 62 |
| 2B Changes in Bonded Indebtedness..... | 63 |
| 2C Debt Service Requirements | 64-65 |
| 2D Analysis of Funds Available for Debt Service..... | 66 |
| 2E Defeased Bonds Outstanding | 67 |
| 2F Early Extinguishment and Refunding | 68 |
| 3 Reconciliation of Cash in State Treasury | 69 |



Office of the Associate Vice President for Finance and Business Affairs and Controller
UNT System Controller

November 20, 2008

Lee Jackson
Chancellor
University of North Texas System
Denton, Texas

Dear Mr. Jackson:

We are pleased to submit the Annual Financial Report of the University of North Texas System for the year ended August 31, 2008, in compliance with TEX. GOV'T CODE ANN §2101.011 and in accordance with the requirements established by the Comptroller of Public Accounts.

Due to the statewide requirements embedded in Governmental Accounting Standards Board (GASB) Statement No. 34, *Basic Financial Statements – and Management's Discussion and Analysis – for State and Local Governments*, the Comptroller of Public Accounts does not require the accompanying annual financial report to comply with all the requirements in this statement. The financial report will be considered for audit by the State Auditor as part of the audit of the State of Texas Comprehensive Annual Financial Report (CAFR); therefore, an opinion has not been expressed on the financial statements and related information contained in this report.

If you have any questions, please contact Ginny Anderson at (940) 565-3231. Liz Linder may be contacted at (940) 565-3214 for questions related to the Schedule of Expenditures of Federal Awards.

Sincerely,

A handwritten signature in black ink, appearing to read "L. M. Harris".

Andrew M. Harris
Vice Chancellor for Finance



UNIVERSITY OF NORTH TEXAS SYSTEM

ORGANIZATIONAL DATA

August 31, 2008

BOARD OF REGENTS

Gwyn Shea.....(Term expires 5-22-13).....Irving
Jack A. Wall.....(Term expires 5-22-13)..... Dallas
Don A. Buchholz(Term expires 5-22-13)..... Dallas

Rice Tilley(Term expires 5-22-09).....Fort Worth
Gayle Strange.....(Term expires 5-22-09).....Denton
Robert A. Nickell.....(Term expires 5-22-09)..... Dallas

Charles Mitchell.....(Term expires 5-22-11).....Mesquite
C. Dan Smith(Term expires 5-22-11)..... Plano
Al Silva(Term expires 5-22-11)..... San Antonio

OFFICERS OF THE BOARD

Gayle Strange.....Chairman
C. Dan Smith Vice Chairman
Jana Dean..... Secretary

ADMINISTRATIVE OFFICERS

Lee Jackson.....Chancellor
Andrew M. Harris..... Vice Chancellor for Finance
Virginia E. Anderson System Controller

UNAUDITED

UNIVERSITY OF NORTH TEXAS SYSTEM (794) Management's Discussion and Analysis For the Year Ended August 31, 2008

Introduction

This section of the report represents management's discussion and analysis of the financial performance of the University of North Texas System (the System). It provides an overview of the System's financial activities for the fiscal year ended August 31, 2008 as compared to the prior fiscal year. The following discussion should be read in conjunction with the accompanying transmittal letter, financial statements and note disclosures.

The University of North Texas System (UNT System) was created by the 76th Legislature, and legislative funding was provided for the fiscal year beginning September 1, 1999. The UNT System is currently comprised of three components funded by the Legislature: the University of North Texas System Administration, the University of North Texas, and the University of North Texas Health Science Center (HSC) at Fort Worth. The UNT System components are agencies of the State of Texas.

Legislative appropriations for the University of North Texas System Administration in the 2006-2007 biennium included funding for the University of North Texas System Center at Dallas. Governor Rick Perry signed into law the creation of the University of North Texas at Dallas in May of 2001. The UNT System Center at Dallas will become the University of North Texas at Dallas when full-time equivalent enrollment at UNT-Dallas reaches 1,000. Full-time equivalent enrollment at the UNT Dallas System Center was 957 in the 2008 fall semester.

This report is prepared in accordance with Governmental Accounting Standards Board (GASB) pronouncements and the Texas Comptroller of Public Accounts' Reporting Requirements for State Agencies. The Combined System financial records comply with state statutes and regulations.

Financial Highlights

- The 2008 fall semester headcount enrollment at the University, the UNT System Center at Dallas, and the HSC continued to increase compared to the previous fall semester (increases of approximately 1.2% at the University, 24.6% at the System Center at Dallas, and 6.2% at UNTHSC). Even with the increasing enrollment, the System was able to meet the instructional and service needs of its students.
- Approximately \$13.1 million in cash contributions, non-cash capital donations, and pledged gifts were recognized as revenue in the System during the 2008 fiscal year.
- Commercial paper debt was increased during FY 2008. The outstanding balance at August 31, 2008 is \$22,071,000 with interest rates of 1.6%, 1.72%, and 1.85%. For additional information about the commercial paper program, see Note 5 in the Notes to the Combined Financial Statements.
- Moody's Investors Service upgraded the rating on the University of North Texas System to Aa3 from A1 and affirmed the P-1 commercial paper rating in fiscal year 2008.

Overview of the Financial Statements and Financial Analysis

The System's combined financial report includes three financial statements: the Statement of Net Assets, the Statement of Revenues, Expenses, and Changes in Net Assets, and the Statement of Cash Flows. This report has been prepared in accordance with the GASB Statement No. 35, Basic Financial Statements – and Management's Discussion and Analysis–for Public College and Universities, GASB Statement No. 37, Basic Financial Statements – and Management's Discussion and Analysis – for State and Local Governments: Omnibus, GASB Statement No. 38, Certain Financial Statement Disclosures and GASB Statement No. 40, Deposit and Investment Risk Disclosures. These reporting standards were established to make financial statements presented by public colleges and universities more comparable to those issued by the private sector. GASB 35 reporting format was implemented with the fiscal year ended August 31, 2002. GASB 40 reporting was implemented with the fiscal year ended August 31, 2005.

UNAUDITED

UNIVERSITY OF NORTH TEXAS SYSTEM (794) Management's Discussion and Analysis For the Year Ended August 31, 2008

These statements are prepared applying the following principles and standards:

- Reporting is on a full accrual basis of accounting. All current year's revenues and expenses are recognized when earned or incurred, regardless of when the cash is received or disbursed.
- Depreciation expense on capital assets is reported as an operating expense on the Statement of Revenues, Expenses, and Changes in Net Assets. The historical value of capital assets and the accumulated depreciation are reported on the Statement of Net Assets.
- Revenues and expenses are categorized as operating or nonoperating. Revenues from state appropriations, gifts, and investment income are reported as nonoperating revenue in accordance with GASB Statement No. 35.

Statement of Net Assets

The Statement of Net Assets reports all financial and capital resources (assets, liabilities, and net assets) of the System as of the end of the fiscal year using the accrual basis of accounting. This is consistent with the accounting method used by private-sector institutions. The statement reports the difference between the assets and liabilities as net assets rather than fund balances or equity. This statement represents the System's financial health or position. Nonfinancial factors such as student enrollment trends and the condition of the campus buildings are also important considerations. Definitions of the various categories of assets, liabilities and net assets reported on the Statement of Net Assets are included in Note 1 of the accompanying Notes to the Combined Financial Statements.

The net assets section of the statement is reported by three major categories: 1) Invested in Capital Assets, Net of Related Debt; 2) Restricted Net Assets; and 3) Unrestricted Net Assets. The Invested in Capital Assets, Net of Related Debt section, represents the System's equity in property, plant, and equipment, net of accumulated depreciation, and reduced by outstanding balances for bonds and other debt that are attributed to the acquisition, construction or improvement of those assets. Restricted Net Assets are divided into four categories: 1) Restricted for Debt Retirement; 2) Restricted for Capital Projects; 3) Funds Held as Permanent Investments (endowment funds); and 4) Other Restricted.

Those funds held as permanent investments are further categorized by non-expendable and expendable. The non-expendable portion represents the corpus balance of the endowment funds that must continue in perpetuity. The Other Restricted category represents funds that have been restricted by bond covenants or an external donor/agency. Unrestricted net assets are available for any lawful purpose of the institution.

UNAUDITED

**UNIVERSITY OF NORTH TEXAS SYSTEM (794)
Management's Discussion and Analysis
For the Year Ended August 31, 2008**

The following table reflects the condensed Statement of Nets Assets for the System as of August 31, 2008, with comparative numbers for the 2007 fiscal year:

| Comparative Statement of Net Assets | | | |
|---|--------------------------|--------------------------|--------------------------|
| (\$ in millions) | | | |
| | <u>2008</u> | <u>2007</u> | <u>% Incr/(Decr)</u> |
| Assets | | | |
| Current Assets | \$ 420.2 | \$ 346.0 | |
| Noncurrent Assets | | | |
| Capital Assets, net | 512.6 | 496.6 | |
| Other Noncurrent Assets | 179.2 | 209.8 | |
| Total Assets | <u>\$ 1,112.0</u> | <u>\$ 1,052.4</u> | 5.66% |
| Liabilities | | | |
| Current Liabilities | 201.1 | 194.0 | |
| Noncurrent Liabilities | | | |
| Bonded Indebtedness | 246.9 | 258.0 | |
| Other Noncurrent Liabilities | 39.1 | 37.2 | |
| Total Liabilities | <u>487.1</u> | <u>489.2</u> | -0.42% |
| Net Assets | | | |
| Invested in Capital Assets, Net of Related Debt | 232.7 | 206.8 | |
| Restricted | | | |
| Debt Retirement | 0.4 | 1.6 | |
| Capital Projects | 24.2 | 7.5 | |
| Funds Held as Permanent Investments | | | |
| Non-Expendable | 44.0 | 47.8 | |
| Expendable | 4.5 | 5.0 | |
| Other Restricted | 54.1 | 40.6 | |
| Total Restricted | 127.3 | 102.6 | |
| Unrestricted | 264.8 | 253.9 | |
| Total Net Assets | <u>624.8</u> | <u>563.2</u> | 10.95% |
| Total Liabilities and Net Assets | <u>\$ 1,112.0</u> | <u>\$ 1,052.4</u> | 5.66% |

- Increase in total assets: \$59.6 million
 - \$45.9 million attributable to a net increase in cash and cash equivalents and current investments
 - \$21.4 million increase in legislative appropriations
 - \$4.0 million increase in receivables
 - \$16.0 million increase in capital assets

- Decrease in total liabilities: \$2.0 million
 - \$6.9 million increase in deferred revenues
 - \$2.0 million decrease in accounts payable and payroll payable
 - \$10.6 million decrease in current and noncurrent revenue bonds payable; no new bonds were issued

- Increase in total net assets: \$61.6 million
 - \$25.9 million increase in invested in capital assets, net of related debt
 - \$13.5 million increase in other restricted net assets
 - \$10.9 million increase in unrestricted net assets
 - \$16.7 million increase in restricted for capital projects

UNAUDITED

**UNIVERSITY OF NORTH TEXAS SYSTEM (794)
Management's Discussion and Analysis
For the Year Ended August 31, 2008**

Unrestricted net assets represent funds that have not been designated for specific purposes by external parties; however, the System's administration has committed most of these funds to meet institutional initiatives and for future operating budgets related to academic programs, special activities, and capital projects.

Statement of Revenues, Expenses, and Changes in Net Assets

The Statement of Revenues, Expenses, and Changes in Net Assets reports the System's operations for the fiscal year. Revenues are reported by major source and expenses are reported on the face of the statement by the National Association of College and University Business Officers' functional (programmatic) categories. A matrix immediately follows the statement showing the expenses by natural classifications. Both revenues and expenses on the statement are reported as either operating or nonoperating. Operating revenues and expenses result from providing services or producing and delivering goods in connection with the primary mission of the System. Nonoperating activities are those activities not related to the provision of goods or services to customers. Examples of nonoperating items include the revenue appropriated to the System by the State Legislature and revenue and expenses related to capital financing and investing activities.

The following table reflects the combined System's Condensed Statement of Revenues, Expenses and Changes in Net Assets for the fiscal year ended August 31, 2008.

| Comparative Statement of Revenues, Expenses and Changes in Net Assets (\$ in millions) | | | |
|---|-----------------|-----------------|--------------------------|
| | 2008 | 2007 | % Incr/(Decr) |
| Operating Revenues | \$ 428.2 | \$ 396.0 | 8.1% |
| Operating Expenses | 615.9 | 541.0 | 13.9% |
| Operating Income/(Loss) | (187.8) | (145.0) | 29.5% |
| Nonoperating Revenues/(Expenses) | 211.9 | 201.7 | 5.0% |
| Income/(Loss) Before Other Revenues, Expenses, Gains, Losses and Transfers | 24.1 | 56.7 | -57.5% |
| Other Revenues, Expenses, Gains, Losses and Funds Held as Permanent Investments | 37.5 | 21.9 | 71.7% |
| Change in Net Assets | 61.7 | 78.6 | -21.5% |
| Net Assets, Beginning of Year | 563.2 | 485.0 | |
| Restatements | - | (0.4) | |
| Restated Net Assets, Beginning of Year | 563.2 | 484.6 | 16.2% |
| Net Assets, End of Year | \$ 624.8 | \$ 563.2 | 10.9% |

The System's significant operating loss reported for the current and prior fiscal years on this statement is reflective of GASB Statement No. 35 reporting requirements, which stipulate that revenue from legislative appropriations is to be reported as nonoperating revenue, but the expenditure of these funds must be reported as operating expense.

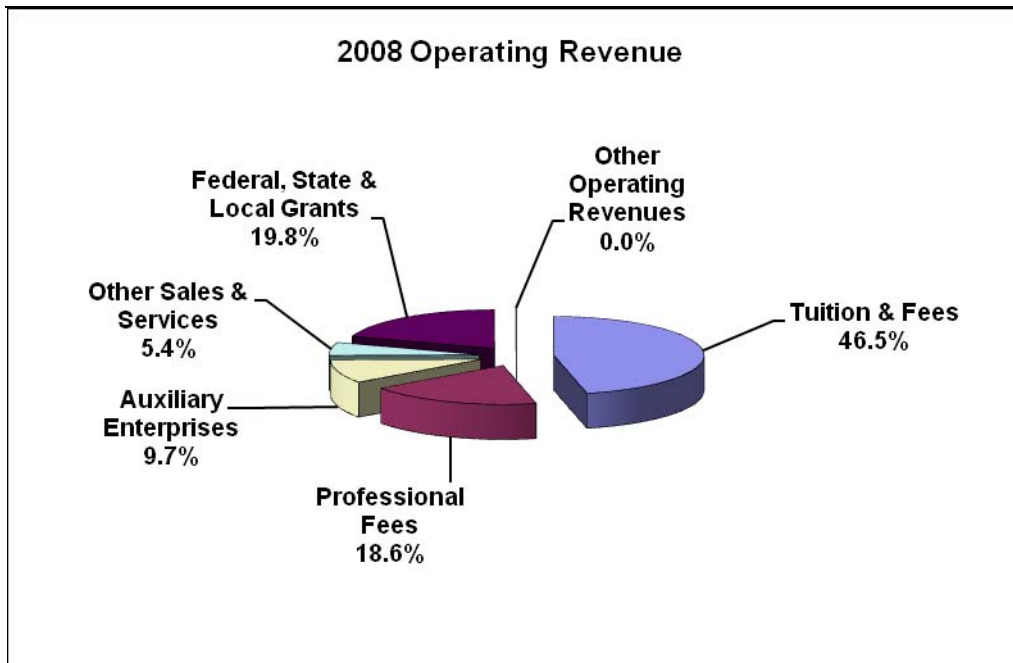
Included in nonoperating revenue above are legislative appropriations for the current fiscal year totaling \$169.7 million and additional appropriated revenue for state-paid fringe benefits of \$35.0 million. Also, the System's Higher Education Fund (HEF) annual revenue totaling \$34.3 million that is constitutionally-appropriated by the State for capital asset acquisitions and major improvements is reported as Other Revenue rather than operating revenue or nonoperating revenue, but the HEF expenditures are reported as operating expenses.

UNAUDITED

**UNIVERSITY OF NORTH TEXAS SYSTEM (794)
Management's Discussion and Analysis
For the Year Ended August 31, 2008**

As the operating revenue pie chart below shows, 46.5 percent of the System's operating revenue for this fiscal year was generated from student tuition and fees. The total tuition and fee revenue for the fiscal year amounted to \$199.0 million. This figure is net of the scholarship discounts that have been subtracted from the gross tuition and fee revenue in accordance with GASB 35 reporting requirements.

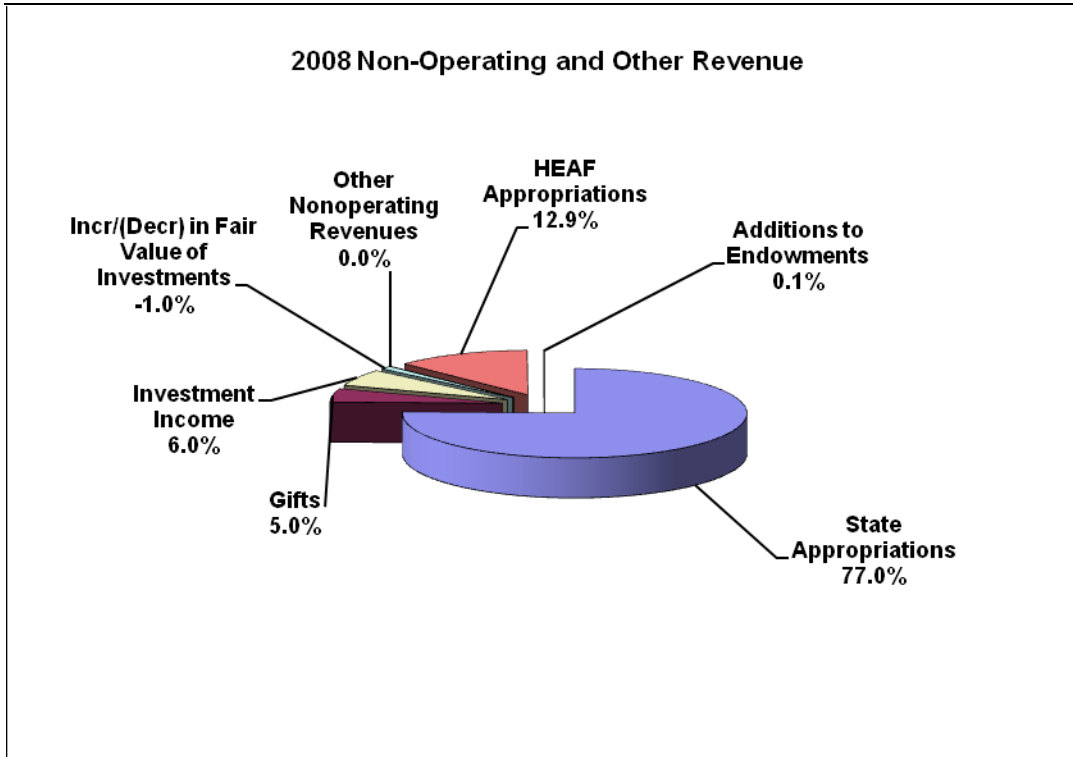
The System's operating revenue from all federal, state, and private grants and contracts, including pass through grant revenue, increased approximately 8.0 percent during this fiscal year. Faculty members of the University, in particular, have been strongly encouraged to pursue research funding in an effort to provide more funding and to more fully develop the University's image as a comprehensive graduate and research institution.



State appropriations, which represent the largest percentage of other nonoperating revenues, increased by 11 percent in the first year of the 2008-2009 biennium. Other nonoperating revenues such as gift income increased 39% in the current fiscal year.

UNAUDITED

UNIVERSITY OF NORTH TEXAS SYSTEM (794)
Management's Discussion and Analysis
For the Year Ended August 31, 2008

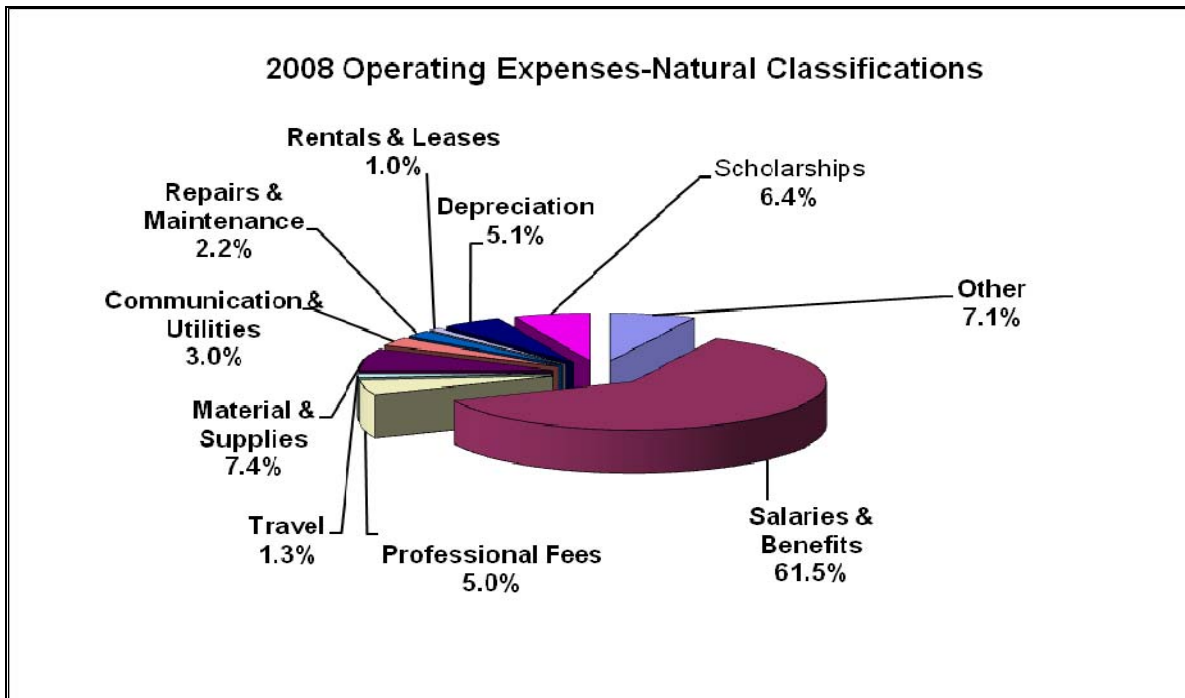
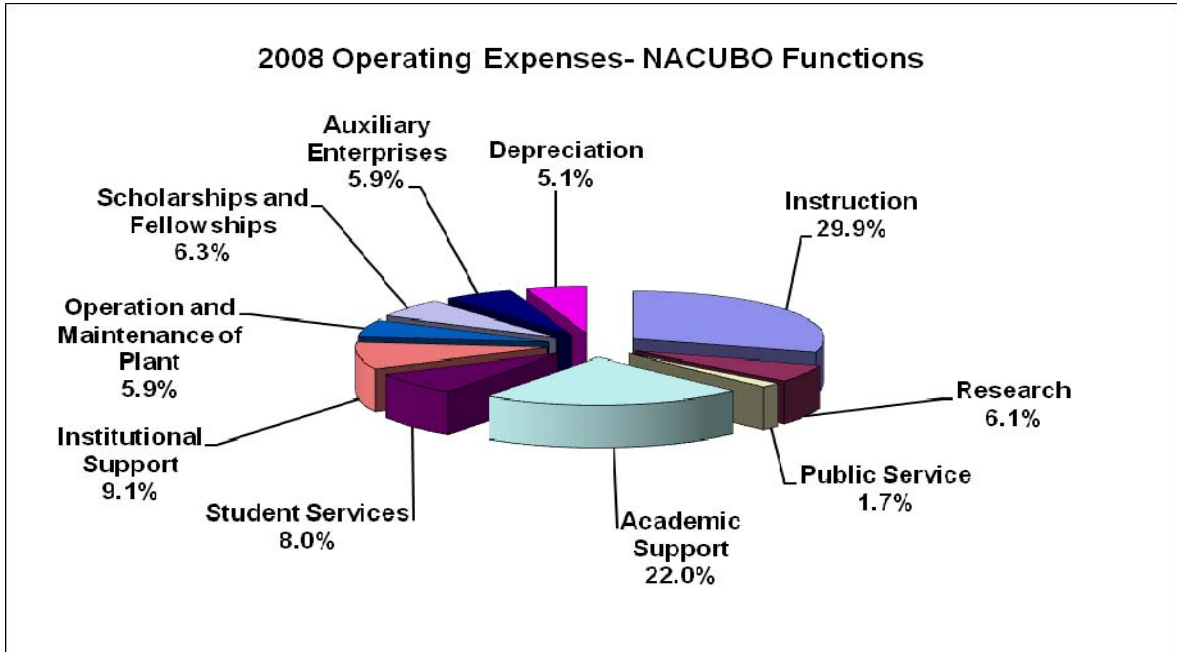


The System's operating expenses reflect a 13.8% increase during the fiscal year primarily as a result of additional faculty and staff to support additional teaching and research initiatives, higher medical insurance premium costs, and larger student enrollments. Additionally, with the increase in capital assets, there was a corresponding increase in depreciation expense.

UNAUDITED

UNIVERSITY OF NORTH TEXAS SYSTEM (794)
Management's Discussion and Analysis
For the Year Ended August 31, 2008

The first table below shows the percentage of each NACUBO functional (programmatic) operating expense classification of total operating expenses. The second table shows the percentages of each type of operating expense based on a natural classification.



UNAUDITED

**UNIVERSITY OF NORTH TEXAS SYSTEM (794)
Management's Discussion and Analysis
For the Year Ended August 31, 2008**

Statement of Cash Flows

The Statement of Cash Flows reports the major sources and uses of the System's cash and cash equivalents during the fiscal year. Cash equivalents are short-term highly liquid investments with an original maturity of three months or less. When used with the information provided on the two statements previously discussed, the information from the cash flow statement should assist the financial statement user in evaluating the System's ability to generate future cash flows, its ability to meet obligations as they come due, its needs for external financing, and the reasons for the differences between the operating income/(loss) and associated cash receipts and payments.

The statement consists of five sections. The first section reports cash receipts and payments from operating activities. The second section reflects the cash flows from non-capital financing activities, including such items as receipts from state appropriations and gifts. The third section shows cash flows related to capital and related financing activities, including HEF appropriations, gift receipts designated for capital-related items, all payments for capital-related acquisitions, and receipts and payments associated with capital-related debt financing. The fourth section reports cash flows from investing activities and shows the purchases, proceeds, and interest received from investing. The fifth section is a reconciliation of the net cash used to the operating income or loss reflected on the Statement of Revenues, Expenses, and Changes in Net Assets. The table below is a condensed Combined System Statement of Cash Flows.

| Comparative Statement of Cash Flows | | | |
|---|------------------------|------------------------|--------------------------|
| (\$ in millions) | | | |
| | <u>2008</u> | <u>2007</u> | <u>% Incr/(Decr)</u> |
| Cash Provided (Used) by: | | | |
| Operating Activities | \$ (153.6) | \$ (119.3) | |
| Noncapital Financing Activities | 202.8 | 198.1 | |
| Capital and Related Financing Activities | (46.5) | (7.6) | |
| Investing Activities | <u>48.1</u> | <u>(19.9)</u> | |
| Net Change in Cash & Cash Equivalents | 50.9 | 51.3 | -0.8% |
| Cash & Cash Equivalents, Beginning of Year | 211.0 | 160.1 | |
| Restatement to Beginning Cash & Cash Equivalents Balance | <u>0.1</u> | <u>(0.4)</u> | |
| Cash & Cash Equivalents, End of Year | <u>\$ 261.9</u> | <u>\$ 211.0</u> | <u>24.1%</u> |

It is important to note that state appropriations provide a significant portion of the cash used to fund operating activities related to academic programs, the administration of the System, and the debt service on tuition revenue bonds. The appropriations, however, are reported in the noncapital financing activities section of the Statement of Cash Flows in accordance with GASB Statement No. 35 guidelines.

Although operating revenues from tuition, fees, and other sources increased, operating expenses had a greater increase in the areas of salaries and wages and payroll benefits; this resulted in a greater use of cash for operating activities in fiscal year 2008.

The change in cash provided/used by investing activities was a result of the timing of investment maturities and cash management during the fiscal year. Investment purchases decreased, with a corresponding increase in cash held in investment pools classified as cash equivalents.

UNAUDITED

UNIVERSITY OF NORTH TEXAS SYSTEM (794) Management's Discussion and Analysis For the Year Ended August 31, 2008

Capital Asset and Debt Administration

The System's net capital asset additions from acquisitions, donations, and construction during the fiscal year totaled \$7.2 million. Included in the increase in capital assets were the purchase of the University Center at Dallas and Radisson Hotel in Denton, and the donation of a parking garage to UNT.

UNT System Administration received funding for debt service for a general academic building at the UNT Dallas Campus beginning in FY09, contingent upon meeting enrollment criteria. The debt service appropriation is \$2,133,333 beginning in fiscal year 2009.

Additionally, UNT received funding for debt service on a \$50,000,000 bond authorization for the construction of the UNT Business Leadership building. The debt service appropriation is \$4,226,667 in fiscal year 2008 and \$4,223,400 in fiscal year 2009.

Of the \$22.0 million of commercial paper outstanding at the end of fiscal year 2008, 16 million was used to purchase the Osteopathic Medical Center of Texas hospital and additional property adjacent to the HSC in Fort Worth. UNTHSC has received authority from the Texas Legislature to issue Tuition Revenue Bonds for campus expansion and construction of a public health education building. RFS Series 2009 bonds will be issued in November, 2008 to refund outstanding commercial paper notes related to this purchase/renovation.

Moody's Investors Service upgraded University of North Texas System's rating to Aa3 from A1 in fiscal year 2008. There are no debt limitations that may affect future financing for the System. More detailed information regarding the System's bonded indebtedness is provided in Note 13 of the accompanying Notes to the Combined Financial Statements.

The following table sets forth the Pledged Revenues under the Revenue Financing System for each of the three most recent fiscal years and an estimate of Pledged Revenues for fiscal year 2008-09:

| | 2006 | 2007 | 2008 | 2009 (Est.) |
|--|----------------|----------------|----------------|----------------|
| Available Pledged Revenues (not including Fund Balances) ⁽¹⁾⁽³⁾ | \$ 160,290,003 | \$ 180,626,897 | \$ 196,159,526 | \$ 211,211,305 |
| Pledgeable Unappropriated Funds (Funds and Reserve Balances) ⁽²⁾⁽³⁾ | 207,660,012 | 220,599,976 | 229,454,838 | 234,043,934 |
| Total Pledged Revenues ⁽³⁾ | \$ 367,950,015 | \$ 401,226,873 | \$ 425,614,364 | \$ 445,255,240 |

⁽¹⁾The Available Pledged Revenues include the gross revenues of the University Building System, the pledged student tuition (Skiles Act), the Student Union Fee, pledged general tuition (which includes general use fees), and investment income or moneys on deposit in the Interest and Sinking Fund, and the Reserve Fund.

⁽²⁾In addition to current year Pledged Revenues, any unappropriated or reserve fund balances remaining at year end are available for payment of the subsequent year's debt service.

⁽³⁾Available Pledged Revenues and Pledgeable Unappropriated Funds do not include Medical Services, Research and Development Plan funds at the Health Science Center.

UNAUDITED

UNIVERSITY OF NORTH TEXAS SYSTEM (794) Management's Discussion and Analysis For the Year Ended August 31, 2008

Economic Outlook

The State Legislature of Texas passed several statutes in the 2003 session that had a material impact on institutions of higher education in the 2004 fiscal year. Of particular significance was the reduction in the level of formula funding the State would provide. To offset the reduction, the Legislature removed the cap from Board Designated (BD) tuition that is set by the System's Board of Regents. The cap was previously set at the state-mandated tuition rate per semester credit hour. Although the BD tuition cap was eliminated, the statute provides that 20% of any increase in BD tuition must be set aside and used for financial aid to students. In response to the new legislation, the System's Board approved incremental increases in BD tuition at the University. BD Tuition increases are as follows:

| Semester | BD Tuition |
|-----------|---|
| Fall 2004 | \$75.00/SCH UNT |
| Fall 2005 | \$81.00/SCH UNT |
| Fall 2006 | \$90.50/SCH UNT |
| Fall 2007 | \$94.50/SCH UNT / \$90.50/SCH UNT Dallas |
| Fall 2008 | \$110.92/SCH UNT / \$90.50/SCH UNT Dallas |

Funding for research/sponsored grants and contracts continues to be a priority for the University. Research is a fundamental value of the University of North Texas. UNT is ranked by the Carnegie Foundation as a Doctoral Research-Extensive University and by the Texas Higher Education Coordinating Board as an Emerging Research University. In fiscal year 2008 UNT set aside \$25 million to support multi-disciplinary collaborative research efforts. Recruitment of world-renowned faculty is underway and six research clusters have been developed to align common research efforts: Bio/Nano-Photonics, Computational Modeling and Simulation Materials, Developmental Physiology and Genetics, Signaling Mechanisms in Plants, Autism Spectrum Disorders, and Advanced Research in Technology and the Arts. Construction will begin in 2009 on a new 81,000-square-foot Life Sciences Complex, and additional space for research is planned for Discovery Park. The University's College of Engineering that opened in the 2003 fall semester has garnered significant federal funding. The 2004 Defense Appropriations bill included a \$3.1 million appropriation for the new, state-of-the-art Center for Advanced Research and Technology (known as CART). Additional funding of \$4.8 million for CART was included in the 2005 Defense Appropriations bill. The \$4.8 million is being used to fund a new laboratory for Micro and Nano Electro Mechanical Systems. The lab's first focus will be on sensor devices that will play important roles in homeland security. The 2007 Department of Defense Appropriations bill passed by the U.S. Senate and House of Representatives allocates \$4 million to the University for nanotechnology research. The funding will add new dimensions to the cutting edge research conducted in the Advanced Research and Technology Institute (formerly known as Center for Advanced Research Technology). With more than \$11 million in Defense appropriation funding in 2004, 2005 and 2006 ARTI has acquired a focused ion beam microscope, a high resolution analytical transmission electron microscope, a local electrode atom probe and numerous other analytical and processing tools – making it one of the premier materials research facilities in the nation.

UNT will receive \$8.56 million in 2009-2010 from the U.S. Air Force Research Laboratory in Ohio to fund the new Institute for Science and Engineering Simulation (ISES). This project was made possible through congressional appropriations and will study the causes of engine failure and how to develop stronger, more durable engines.

The Osteopathic Research Center at UNTHSC received a four-year Research Education Project Partnership Grant from the National Institutes of Health's National Center for Complementary and Alternative Medicine. The \$758,000 grant will support the integration of biomedical research competencies into the osteopathic medical school curriculum.

Increases in the HEF allocation to the University and HSC have been established by Texas Education Code §62.021[0](2) and (3) beginning with fiscal year 2008. The University's annual allocation is \$26,137,233, and HSC's allocation is \$8,139,391.

UNAUDITED

UNIVERSITY OF NORTH TEXAS SYSTEM (794) Management's Discussion and Analysis For the Year Ended August 31, 2008

The University of North Texas received accreditation reaffirmation from the Southern Association of Colleges and Schools in fiscal year 2007. Accreditation granted by a recognized regional accrediting body provides assurance of quality within higher education, and signifies that a university or college meets a prescribed set of rigorous standards in its operations. UNT is accredited by the commission on Colleges of SACS to award baccalaureate, master and doctoral degrees. To remain an accredited institution, UNT will need to undergo the reaffirmation review again in 9 years.

The System is not currently aware of any facts or conditions that are expected to have a significant impact on the financial position or results of operations during the 2008 fiscal year. Subsequent to the close of fiscal year 2008, world financial markets experienced an intense level of turmoil. Once highly-regarded Wall Street firms have failed or been acquired. The Federal Open Market Committee states that "the intensification of financial market turmoil is likely to exert additional restraint on spending, partly by further reducing the ability of households and businesses to obtain credit". The Federal Open Market Committee will monitor economic and financial developments carefully and will act as needed to promote sustainable economic growth and price stability. Future positive results in operations are largely dependent upon the System's effective management of operating costs while striving to continue to maintain its high quality in recruiting the best faculty, staff and students, and the continued financial and political support from the State.

The System is committed to increasing its resources from endowed gifts and other contributions through ambitious development efforts. These contributions are an important supplement to the funding received from the state and a significant factor in the growth of academic and research programs.



UNAUDITED

UNIVERSITY OF NORTH TEXAS SYSTEM (794)
Combined Statement of Net Assets
For the Year Ended August 31, 2008

| | August 31, 2008 | August 31, 2007 |
|-------------------------------------|----------------------------|----------------------------|
| ASSETS | | |
| Current Assets | | |
| Cash and Cash Equivalents | | |
| Cash on Hand | \$ 130,856.28 | \$ 142,591.28 |
| Cash in Bank | (15,791,424.26) | (11,763,809.68) |
| Reimbursement Due from Treasury | 14,018,374.15 | 13,069,106.02 |
| Cash in State Treasury | 18,957,009.01 | 38,331,141.18 |
| Cash Equivalents | 209,984,477.98 | 157,738,844.60 |
| Short Term Investments | - | 400,054.22 |
| Restricted: | | |
| Cash and Cash Equivalents | | |
| Cash on Hand | 7,319.96 | 10,814.30 |
| Cash in Bank | (1,261,025.90) | (585,379.88) |
| Cash in State Treasury | - | - |
| Cash Equivalents | 35,864,096.77 | 14,042,042.58 |
| Short Term Investments | 100,156.25 | 4,724,289.58 |
| Legislative Appropriations | 65,491,670.38 | 44,027,151.49 |
| Receivables from: | | |
| Federal | 17,431,894.91 | 15,594,962.01 |
| Other Intergovernmental | 367,379.33 | 130,086.30 |
| Interest and Dividends | 1,752,452.66 | 1,934,668.97 |
| Accounts Receivable | 39,801,424.00 | 40,358,095.41 |
| Gifts Receivable | 2,474,767.86 | 1,140,481.40 |
| Other Receivables | - | - |
| Due From Other Agencies | 4,276,623.65 | 2,923,483.89 |
| Due From Other Components | 0.00 | - |
| Consumable Inventories | 1,785,417.51 | 2,098,804.74 |
| Merchandise Inventories | 289,570.40 | 635,902.19 |
| Loans and Contracts | 8,386,908.97 | 7,457,346.60 |
| Other Current Assets | 16,153,609.49 | 13,609,441.62 |
| Total Current Assets | 420,221,559.40 | 346,020,118.82 |
| Non-Current Assets | | |
| Restricted: | | |
| Cash and Cash Equivalents | | |
| Cash in Bank | - | - |
| Cash in State Treasury | - | - |
| Cash Equivalents | - | - |
| Investments | 68,845,792.07 | 66,214,298.96 |
| Loans and Contracts | 5,722,826.02 | 6,023,067.87 |
| Investments | 103,366,585.36 | 136,124,854.30 |
| Gift Receivables | 902,292.57 | 1,151,823.46 |
| Capital Assets: | | |
| Non-Depreciable | | |
| Land and Land Improvements | 64,366,861.51 | 63,719,495.63 |
| Construction in Progress | 12,578,559.43 | 4,517,429.26 |
| Other Capital Assets | 23,349,569.27 | 23,274,430.32 |
| Depreciable | | |
| Buildings and Building Improvements | 583,337,574.01 | 575,681,802.01 |
| Less Accumulated Depreciation | (263,250,020.12) | (254,277,069.19) |
| Infrastructure | 8,822,468.21 | 8,822,468.21 |
| Less Accumulated Depreciation | (7,831,929.92) | (7,779,244.64) |

UNAUDITED

| | August 31, 2008 | August 31, 2007 |
|---|----------------------------|----------------------------|
| Facilities and Other Improvement | 16,907,597.78 | 15,411,080.82 |
| Less Accumulated Depreciation | (8,478,388.16) | (7,959,720.17) |
| Furniture and Equipment | 118,361,325.54 | 109,465,142.71 |
| Less Accumulated Depreciation | (76,949,971.47) | (72,078,340.49) |
| Vehicles, Boats and Aircraft | 7,201,217.38 | 7,029,176.33 |
| Less Accumulated Depreciation | (4,852,422.02) | (4,490,519.28) |
| Other Capital Assets | 86,321,487.00 | 78,854,916.52 |
| Less Accumulated Depreciation | (47,290,958.49) | (43,615,384.00) |
| Other Non-Current Assets | 331,177.56 | 271,383.87 |
| Total Non-Current Assets | 691,761,643.53 | 706,361,092.50 |
| Total Assets | \$ 1,111,983,202.93 | \$ 1,052,381,211.32 |
| LIABILITIES | | |
| Current Liabilities | | |
| Payables From: | | |
| Accounts Payable | \$ 15,830,010.57 | \$ 15,347,403.81 |
| Payroll Payable | 31,925,679.43 | 32,460,071.20 |
| Other Payables | 1,162,060.67 | 3,124,542.40 |
| Due to Other Funds | - | - |
| Due to Other Agencies | 3,071.47 | 16,161.87 |
| Due to Other Components | - | - |
| Deferred Revenues | 118,545,243.47 | 111,564,046.10 |
| Notes and Loans Payable | - | - |
| Revenue Bonds Payable | 11,090,000.00 | 10,610,000.00 |
| Employees Compensable Leave | 1,984,848.72 | 1,114,953.82 |
| Capital Lease Obligations | - | 179,656.32 |
| Liabilities Paid from Restricted Assets | - | - |
| Funds Held for Others | 16,566,061.40 | 15,420,149.69 |
| Other Current Liabilities | 4,008,030.81 | 4,126,181.32 |
| Total Current Liabilities | 201,115,006.54 | 193,963,166.53 |
| Non-Current Liabilities | | |
| Notes and Loans Payable | 22,071,000.00 | 20,783,000.00 |
| Contra Liability-Due From Other Components-CP | - | - |
| Revenue Bonds Payable | 246,925,000.00 | 258,015,000.00 |
| Employee's Compensable Leave | 14,384,339.35 | 13,712,913.38 |
| Capital Lease Obligations | - | 441,247.57 |
| Funds Held for Others | 474,220.37 | 2,260,876.81 |
| Other Non-Current Liabilities | 2,167,106.38 | 13,578.85 |
| Total Non-Current Liabilities | 286,021,666.10 | 295,226,616.61 |
| Total Liabilities | 487,136,672.64 | 489,189,783.14 |
| NET ASSETS | | |
| Invested in Capital Assets, Net of Related Debt | 232,719,586.06 | 206,759,376.26 |
| Restricted for: | | |
| Debt Retirement | 425,412.75 | 1,574,724.94 |
| Capital Projects | 24,203,165.12 | 7,533,397.03 |
| Employee Benefits | - | - |
| Funds Held as Permanent Investments | | |
| Non-Expendable | 44,038,665.43 | 47,830,065.10 |
| Expendable | 4,525,826.99 | 5,031,139.00 |
| Other Restricted | 54,147,029.88 | 40,581,718.16 |
| Unrestricted | 264,786,844.06 | 253,881,007.69 |
| Total Net Assets | 624,846,530.29 | 563,191,428.18 |
| Total Liabilities and Net Assets | \$ 1,111,983,202.93 | \$ 1,052,381,211.32 |

UNAUDITED

UNIVERSITY OF NORTH TEXAS SYSTEM (794)
Combined Statement of Revenues, Expenses and Changes in Net Assets
For the Fiscal Year Ended August 31, 2008

| | August 31, 2008 | August 31, 2007 |
|---|----------------------------|----------------------------|
| OPERATING REVENUES | | |
| Sales of Goods and Services: | | |
| Tuition and Fees - Non-Pledged | \$ 84,578,478.50 | \$ 77,370,456.94 |
| Tuition and Fees - Pledged | 142,086,289.32 | 131,786,767.75 |
| Discounts and Allowances | (27,678,216.70) | (25,523,495.13) |
| Professional Fees - Non-Pledged | 79,625,226.54 | 74,249,456.13 |
| Professional Fees - Pledged | - | - |
| Discounts and Allowances | - | (67,496.00) |
| Auxiliary Enterprises - Non-Pledged | 1,161,778.37 | 1,220,439.97 |
| Auxiliary Enterprises - Pledged | 40,525,128.31 | 35,734,585.08 |
| Discounts and Allowances | (116,338.85) | (103,620.06) |
| Other Sales of Goods and Services - Non-Pledged | 23,054,114.98 | 22,664,049.84 |
| Other Sales of Goods and Services - Pledged | - | - |
| Discounts and Allowances | - | - |
| Federal Revenue - Operating | 58,956,532.79 | 55,941,098.90 |
| Federal Pass Through Revenue | 2,363,508.53 | 1,413,557.37 |
| State Grant Revenue | 2,856,408.95 | 1,199,961.17 |
| State Grant Pass Through Revenue | 12,617,578.85 | 11,058,790.83 |
| Other Grants and Contracts - Operating | 7,944,782.30 | 8,871,964.55 |
| Other Operating Revenues | 198,739.22 | 157,111.52 |
| Total Operating Revenues | 428,174,011.11 | 395,973,628.86 |
| OPERATING EXPENSES ⁽¹⁾ | | |
| Instruction | 183,771,846.40 | 167,973,588.17 |
| Research | 37,845,729.15 | 34,461,134.19 |
| Public Service | 10,337,274.33 | 10,594,704.28 |
| Academic Support | 135,351,040.05 | 114,354,646.72 |
| Student Services | 49,217,571.34 | 47,164,655.24 |
| Institutional Support | 56,263,529.75 | 45,918,541.68 |
| Operations and Maintenance of Plant | 36,325,803.38 | 29,589,279.33 |
| Scholarships and Fellowships | 39,057,426.91 | 32,306,859.46 |
| Auxiliary Enterprises | 36,351,626.06 | 31,770,442.05 |
| Depreciation | 31,415,062.54 | 26,869,772.11 |
| Total Operating Expenses | 615,936,909.91 | 541,003,623.23 |
| Operating Income/(Loss) | (187,762,898.80) | (145,029,994.37) |

UNAUDITED

| | August 31, 2008 | August 31, 2007 |
|---|----------------------------|----------------------------|
| NONOPERATING REVENUES (EXPENSES) | | |
| Legislative Appropriations (GR) | 169,699,399.00 | 150,289,999.00 |
| Additional Appropriations (GR) | 35,076,301.30 | 33,412,610.62 |
| State Grant Pass Through Revenue | - | - |
| Gifts | 7,704,136.63 | 5,550,335.52 |
| Investment Income | 16,293,656.57 | 18,086,311.03 |
| Loan Premium/Fees on Securities Lending | - | - |
| Investing Activities Expense | - | - |
| Interest Expense and Fiscal Charges | (12,701,282.04) | (12,608,566.26) |
| Borrower Rebates and Agent Fees | - | - |
| Gain/(Loss) on Sale of Capital Assets | (129,843.91) | (242,570.27) |
| Net Increase (Decrease) in Fair Value of Investments | (2,828,429.72) | 6,390,514.24 |
| Settlement of Claims | (967,092.68) | (567,526.38) |
| Other Nonoperating Revenues - Non-Pledged | 30,281.90 | 1,486,545.30 |
| Other Nonoperating Revenues - Pledged | - | - |
| Other Nonoperating Expenses | (295,817.64) | (53,518.15) |
| Total Nonoperating Revenues /(Expenses) | 211,881,309.41 | 201,744,134.65 |
| Income/(Loss) before Other Revenues, Expenses, Gains, Losses and Transfers | 24,118,410.61 | 56,714,140.28 |
| OTHER REVENUES, EXPENSES, GAINS LOSSES AND TRANSFERS | | |
| Capital Contributions | 5,429,551.10 | 1,892,868.91 |
| Capital Appropriations - HEAF (GR) | 34,276,624.00 | 22,851,083.00 |
| Contributions to Permanent and Term Endowments | 176,584.63 | 139,537.67 |
| Special Items | - | - |
| Extraordinary Items | - | - |
| Interagency Transfers Cap Assets-Increase | 196,335.08 | 1,550.82 |
| Interagency Transfers Cap Assets-Decrease | - | - |
| Transfers-In | - | - |
| Transfers-Out | (2,537,558.83) | (3,024,125.25) |
| Legislative Transfers-In | - | - |
| Legislative Transfers-Out | - | - |
| Legislative Appropriation Lapses | (4,844.48) | (1,815.79) |
| Total Other Revenue, Expenses, Gain/Losses and Transfers | 37,536,691.50 | 21,859,099.36 |
| CHANGE IN NET ASSETS | 61,655,102.11 | 78,573,239.64 |
| Net Assets, Beginning | 563,191,428.18 | 484,996,832.52 |
| Restatements | - | (378,643.98) |
| Net Assets, Beginning, as Restated | 563,191,428.18 | 484,618,188.54 |
| NET ASSETS, ENDING | \$ 624,846,530.29 | \$ 563,191,428.18 |

⁽¹⁾ See Note 1: Matrix of Operating Expenses Reported by Function on Page 18.

UNAUDITED

UNIVERSITY OF NORTH TEXAS SYSTEM (794)
Note 1: Matrix of Operating Expenses Reported by Function
For the Fiscal Year Ended August 31, 2008

| Operating Expenses | Instruction | Research | Public Service | Academic Support | Student Services |
|--------------------------------------|--------------------------|-------------------------|---------------------------|-----------------------------|-----------------------------|
| Cost of Goods Sold | \$ 2,786.22 | \$ 2,634.44 | \$ - | \$ 293,961.87 | \$ 125,335.04 |
| Salaries and Wages | 133,439,074.81 | 21,638,630.90 | 5,951,931.75 | 66,096,053.75 | 24,490,731.77 |
| Payroll Related Costs | 30,753,484.98 | 4,080,221.89 | 1,226,944.74 | 12,456,560.93 | 4,318,940.77 |
| Professional Fees & Svcs | 1,285,002.55 | 3,332,392.39 | 977,465.49 | 18,820,982.55 | 622,612.19 |
| Federal Pass-Thru Expense | - | 217,018.46 | 91,568.35 | - | - |
| State Grant Pass-Thru Exp | - | - | - | - | - |
| Travel | 1,348,247.94 | 961,283.18 | 272,747.68 | 2,298,284.36 | 2,173,999.51 |
| Material and Supplies | 7,992,039.68 | 4,613,179.33 | 1,084,273.76 | 11,453,594.00 | 6,469,620.88 |
| Communication & Utilities | 1,050,318.45 | 47,202.22 | 57,220.99 | 529,234.21 | 1,142,263.95 |
| Repairs and Maintenance | 1,086,081.91 | 787,704.66 | 20,170.58 | 1,191,635.78 | 862,013.39 |
| Rentals and Leases | 1,133,040.92 | 103,789.92 | 195,407.54 | 1,596,780.53 | 926,234.10 |
| Printing and Reproduction | 1,087,317.06 | 81,594.62 | 167,332.57 | 608,007.04 | 688,831.52 |
| Depreciation | - | - | - | - | - |
| Bad Debt Expense | 27,849.24 | - | - | 4,930,647.95 | 224,122.36 |
| Interest | - | - | - | - | - |
| Scholarships | 1,135,829.51 | 503,729.77 | 155,103.00 | (26,511.56) | 19,400.00 |
| Claims and Losses | - | - | - | - | - |
| Other Operating Expenses | 3,430,773.13 | 1,476,347.37 | 137,107.88 | 15,101,808.64 | 7,153,465.86 |
| Total Operating Expenses | \$ 183,771,846.40 | \$ 37,845,729.15 | \$ 10,337,274.33 | \$ 135,351,040.05 | \$ 49,217,571.34 |

UNAUDITED

| Institutional Support | Operation and Maintenance of Plant | Scholarships and Fellowships | Auxiliary Enterprises | Depreciation | 2008 Total Expenditures |
|----------------------------------|---|---|----------------------------------|-------------------------|--|
| \$ 769,282.50 | \$ 360,606.53 | \$ - | \$ 40,577.23 | \$ - | \$ 1,595,183.83 |
| 30,527,647.62 | 9,908,945.61 | 535,193.06 | 14,896,507.72 | - | 307,484,716.99 |
| 10,994,666.50 | 2,839,025.18 | 45,046.21 | 4,170,548.24 | - | 70,885,439.44 |
| 1,263,427.32 | (20,810.78) | 43,401.08 | 721,336.20 | - | 27,045,808.99 |
| - | - | - | - | - | 308,586.81 |
| - | - | - | - | - | - |
| 730,896.61 | 62,965.19 | 4,989.71 | 70,158.51 | - | 7,923,572.69 |
| 2,236,372.93 | 5,168,743.60 | 21,297.87 | 6,806,828.94 | - | 45,845,950.99 |
| (357,181.10) | 10,867,777.59 | 385.45 | 4,889,791.82 | - | 18,227,013.58 |
| 2,596,405.08 | 4,988,481.82 | 6,636.10 | 2,186,258.61 | - | 13,725,387.93 |
| 760,716.37 | 268,165.05 | 352.50 | 1,183,171.91 | - | 6,167,658.84 |
| 1,019,219.99 | 64,023.07 | 1,762.83 | 265,824.37 | - | 3,983,913.07 |
| - | - | - | - | 31,415,062.54 | 31,415,062.54 |
| 704,935.57 | - | - | 96,596.90 | - | 5,984,152.02 |
| 287.66 | - | - | - | - | 287.66 |
| - | - | 37,520,617.89 | - | - | 39,308,168.61 |
| - | - | - | - | - | - |
| 5,016,852.70 | 1,817,880.52 | 877,744.21 | 1,024,025.61 | - | 36,036,005.92 |
| \$ 56,263,529.75 | \$ 36,325,803.38 | \$ 39,057,426.91 | \$ 36,351,626.06 | \$ 31,415,062.54 | \$ 615,936,909.91 |

UNAUDITED

UNIVERSITY OF NORTH TEXAS SYSTEM (794)
Combined Statement of Cash Flows
For the Fiscal Year Ended August 31, 2008

| | August 31, 2008 | August 31, 2007 |
|---|----------------------------|----------------------------|
| CASH FLOWS FROM OPERATING ACTIVITIES | | |
| Proceeds from Tuition and Fees | \$ 197,548,301.92 | \$ 184,774,916.94 |
| Proceeds Received from Customers | 104,832,882.12 | 97,358,463.30 |
| Proceeds from Sponsored Projects | 81,820,678.13 | 75,369,720.58 |
| Proceeds from Loan Programs | 8,119,863.94 | 7,114,859.93 |
| Proceeds from Auxiliaries | 42,804,410.39 | 36,039,153.60 |
| Proceeds from Other Revenues | 826,543.45 | 623,004.41 |
| Payments to Suppliers for Goods and Services | (147,264,760.70) | (124,028,934.05) |
| Payments to Employees for Salaries and Benefits | (377,502,868.36) | (343,096,664.88) |
| Payments for Loans Provided | (8,710,880.77) | (7,363,681.48) |
| Payments for Other Expenses | (56,082,091.78) | (46,095,354.03) |
| Net Cash Provided (Used) by Operating Activities | (153,607,921.66) | (119,304,515.68) |
| CASH FLOWS FROM NONCAPITAL FINANCING ACTIVITIES | | |
| Proceeds from State Appropriations | 198,249,899.70 | 189,753,822.87 |
| Proceeds from Debt Issuance | - | - |
| Proceeds from Legislative Transfers | - | - |
| Proceeds from Gifts | 7,525,983.00 | 7,309,016.42 |
| Proceeds from Endowments | 176,584.63 | 139,537.67 |
| Proceeds of Transfers from Other Agencies | - | - |
| Proceeds of Transfers from Other Components | - | - |
| Proceeds from Other Revenues | 2,646,063.45 | 5,494,894.18 |
| Proceeds from Contributed Capital | - | - |
| Payments of Principal on Debt Issuance | (218,146.86) | (207,758.92) |
| Payments of Interest | (117,345.32) | (311,266.83) |
| Payments of Other Costs of Debt Issuance | (9,511.00) | (10,549.83) |
| Payments for Transfers to Other Agencies | (2,235,119.92) | (2,719,519.45) |
| Payments for Transfers to Other Components | - | - |
| Payments for Other Uses | (3,156,441.11) | (1,356,749.63) |
| Net Cash Provided (Used) by Noncapital Financing Activities | 202,861,966.57 | 198,091,426.48 |
| CASH FLOWS FROM CAPITAL AND RELATED FINANCING ACTIVITIES | | |
| Proceeds from State Appropriations - HEAF | 20,405,915.25 | 19,376,155.10 |
| Proceeds from Disposal of Capital Assets | - | - |
| Proceeds from Debt Issuance | 8,885,328.43 | 73,872,395.55 |
| Proceeds from Capital Contributions | - | - |
| Proceeds of Transfers from Other Components - Commercial Paper | - | - |
| Payments for Additions to Fixed Assets | (44,878,523.29) | (57,088,527.92) |
| Payments of Principal on Debt Issuance | (18,151,000.00) | (32,551,000.00) |
| Payments of Interest on Debt Issuance | (12,773,768.28) | (11,065,999.68) |
| Payments of Other Costs of Debt Issuance | (3,100.00) | (161,065.76) |
| Payments for Transfers to Other Components - Commercial Paper | - | - |
| Payments for Transfers to Other Components | - | - |
| Payments for Disposal of Capital Assets | - | - |
| Net Cash Provided (Used) From Capital & Related Financing Activities | (46,515,147.89) | (7,618,042.71) |

UNAUDITED

| | August 31, 2008 | August 31, 2007 |
|--|----------------------------|----------------------------|
| CASH FLOWS FROM INVESTING ACTIVITIES | | |
| Proceeds from Sale of Investments | 49,537,929.80 | 190,847,686.71 |
| Proceeds from Interest and Investment Income | 16,515,504.35 | 17,665,929.59 |
| Proceeds from Principal Payments on Loans | - | - |
| Payments to Acquire Investments | (17,939,652.69) | (228,417,166.57) |
| Net Cash Provided (Used) by Investing Activities | 48,113,781.46 | (19,903,550.27) |
| Net Increase/(Decrease) in Cash and Cash Equivalents | 50,852,678.48 | 51,265,317.82 |
| Cash and Cash Equivalents --September 1, 2007 and 2006 | 210,985,350.40 | 160,098,676.56 |
| Restatements to Beginning Cash and Cash Equivalents | 71,655.11 | (378,643.98) |
| Cash and Cash Equivalents --August 31, 2008 and 2007 | \$ 261,909,683.99 | \$ 210,985,350.40 |
| Displayed as: | | |
| Unrestricted Cash and Cash Equivalents (Statement of Net Assets) | \$ 227,299,293.16 | \$ 197,517,873.40 |
| Short-term Investments (Statement of Net Assets) | - | - |
| Restricted Cash and Cash Equivalents (Statement of Net Assets) | 34,610,390.83 | 13,467,477.00 |
| Restricted Short-term Investments (Statement of Net Assets) | - | - |
| | \$ 261,909,683.99 | \$ 210,985,350.40 |
| Reconciliation of Operating Income to | | |
| Net Cash Provided by Operating Activities | | |
| Operating Income/(Loss) | \$ (187,762,898.80) | \$ (145,029,994.37) |
| Adjustments to Reconcile Operating Income to | | |
| Net Cash Provided by Operating Activities | | |
| Depreciation | 31,415,062.54 | 26,869,772.11 |
| Bad Debt Expense | 5,984,152.02 | 3,699,370.19 |
| Operating Income and Cash Flow Categories | | |
| Classification Differences | | |
| Changes in Assets and Liabilities: | | |
| (Increase) Decrease in Receivables | (7,877,065.07) | (1,845,160.54) |
| (Increase) Decrease in Inventories | 599,925.33 | 14,904.13 |
| (Increase) Decrease in Loans & Contracts | (834,958.68) | (494,852.28) |
| (Increase) Decrease in Other Assets | (1,015,586.65) | (602,791.17) |
| (Increase) Decrease in Prepaid Expenses | (2,596,590.76) | (538,107.74) |
| Increase (Decrease) in Payables | 1,456,506.61 | (3,770,868.62) |
| Increase (Decrease) in Due to Other Components | - | - |
| Increase (Decrease) in Deferred Income | 6,981,567.27 | 2,329,725.36 |
| Increase (Decrease) in Other Liabilities | 41,964.53 | 63,487.25 |
| Total Adjustments | 34,154,977.14 | 25,725,478.69 |
| Net Cash Provided by Operating Activities | \$ (153,607,921.66) | \$ (119,304,515.68) |
| Non Cash Transactions | | |
| Net Increase (Decrease) in FMV of Investments | \$ (2,828,429.72) | \$ 6,390,514.24 |
| Amortization of Investment Premiums/(Discounts) | \$ (99,250.95) | \$ (407,191.80) |
| Donation of non-cash investment | \$ - | \$ 593,605.00 |

The accompanying Notes to the Combined Financial Statements are an integral part of the financial statements.

UNAUDITED

UNIVERSITY OF NORTH TEXAS SYSTEM (794)
NOTES TO THE COMBINED FINANCIAL STATEMENTS
AUGUST 31, 2008

Note 1: Summary of Significant Accounting Policies

General Introduction

The University of North Texas System is an agency of the state of Texas and its financial records comply with state statutes and regulations. This includes compliance with the Texas Comptroller of Public Accounts' Reporting Requirements for Annual Financial Reports of State Agencies and Universities.

The University of North Texas is the fourth-largest university in Texas and defines itself as a recognized student-centered public research university where the power of ideas is harnessed through a culture of learning based on diverse viewpoints, interdisciplinary endeavors, creativity and disciplined excellence. The UNT Health Science Center at Fort Worth's mission is to improve the health and quality of life for the people of Texas and beyond through excellence in education, research, clinical care, community engagement and to provide national leadership in primary care.

The UNT System has no blended component units. The UNT System is reporting The University of North Texas Foundation, Inc. as a discrete component unit. Financial activity for the University of North Texas Health Science Center at Fort Worth Texas College of Osteopathic Medicine Foundation, Inc. (Foundation) is reported in UNTHSC's agency funds. The Foundation is a non-profit organization with the sole purpose of supporting the educational and other activities of UNTHSC. The Foundation solicits donations and acts as coordinator of gifts made by other parties. The financial operations of the Foundation are overseen by a 25 member board of community business leaders, elected for a three-year term, which includes the four Alumni Association/Society presidents during their respective terms of office. The Executive Director, who is appointed by the Board and approved by the President of UNTHSC, is also the Vice President of Development.

Due to the statewide requirements embedded in Governmental Accounting Standards Board Statement No. 34, *Basic Financial Statements – and Management's Discussion and Analysis – for State and Local Governments*, the Comptroller of Public Accounts does not require the accompanying annual financial report to comply with all the requirements in this statement. The financial report will be considered for audit by the State Auditor as part of the audit of the State of Texas Comprehensive Annual Financial Report; therefore, an opinion has not been expressed on the financial statements and related information contained in this report.

Fund Structure

The accompanying financial statements are presented on the basis of funds, each of which is considered a separate accounting entity.

Proprietary Fund Types

Enterprise Funds

Enterprise funds are used to account for any activity where a fee is charged to external users for goods or services. Activities must be reported as enterprise funds if any one of the following criteria is met.

1. The activity is financed with debt that is secured solely by a pledge of the net revenues from fees and charges of the activity.
2. Laws or regulations require that the activity's costs of providing services, including capital costs such as depreciation or debt service, be recovered with fees and charges.
3. The pricing policies of the activity establish fees and charges designed to recover its costs, including capital costs.

Agency Funds

Agency funds are used to account for assets the government holds on behalf of others in a purely custodial capacity. Agency funds involve only the receipt, temporary investment, and remittance of fiduciary resources to individuals, private organizations, or other governments. Agency funds in institutions of higher education are reported in the proprietary funds.

UNAUDITED

UNIVERSITY OF NORTH TEXAS SYSTEM (794) NOTES TO THE COMBINED FINANCIAL STATEMENTS AUGUST 31, 2008

Component Units

The UNT System has no blended component units. The University of North Texas Foundation, Inc. is reported as a discrete component unit because the Foundation's governing body is not substantively the same as the governing body of the UNT System. Additional information may be found in Note 17.

Basis of Accounting

The basis of accounting determines when revenues and expenditures or expenses are recognized in the accounts reported in the financial statements. The accounting and financial reporting treatment applied to a fund is determined by its measurement focus.

Proprietary funds are accounted for on the accrual basis of accounting. Under the accrual basis of accounting, revenues are recognized when earned and expenses are recognized at the time liabilities are incurred. Proprietary funds distinguish operating from non-operating items. Operating revenues and expenses result from providing services or producing and delivering goods in connection with the proprietary fund's principal ongoing operations. Operating expenses for the enterprise funds include the cost of sales and services, administrative expenses, and depreciation on capital assets.

Restricted Net Assets

When both restricted and unrestricted net assets are available for use, restricted resources are used first, and then unrestricted resources are used as they are needed.

Budgets and Budgetary Accounting

The UNT System component institutions' budgets are prepared annually and approved by the Board of Regents. The budgets for appropriated funds are prepared biennially and represent appropriations authorized by the legislature and approved by the Governor (the General Appropriations Act).

Unencumbered appropriations are generally subject to lapse 60 days after the end of the fiscal year for which they are appropriated.

Assets, Liabilities, and Fund Balances/Net Assets

ASSETS

Cash and Cash Equivalents

Short-term highly liquid investments that are both readily convertible to known amounts of cash and having an original maturity of three months or less are considered cash equivalents.

Securities Lending Collateral

The UNT System had no securities lending collateral transactions during the fiscal year.

Derivatives

The UNT System had no investments in derivatives at August 31, 2008.

Restricted Assets

Restricted assets include monies or other resources restricted by legal or contractual requirements. These assets include proceeds of enterprise fund general obligation and revenue bonds and revenues set aside for statutory or contractual requirements. Assets held in reserve for guaranteed student loan defaults are also included.

Inventories and Prepaid Items

Inventories include both merchandise inventories on hand for sale and consumable inventories. Inventories are valued at cost, generally utilizing the first-in-, first-out method. The consumption method of accounting is used to account for inventories and prepaid items that appear in the proprietary fund types. The cost of these items is expensed when the items are consumed.

UNAUDITED

UNIVERSITY OF NORTH TEXAS SYSTEM (794)
NOTES TO THE COMBINED FINANCIAL STATEMENTS
AUGUST 31, 2008

Capital Assets

Assets with an initial, individual cost of more than \$5,000 and an estimated useful life in excess of one year should be capitalized. These assets are capitalized at cost or, if any purchased, at appraised fair value as of the date of acquisition. Depreciation is reported on all “exhaustible” assets. “Inexhaustible” assets such as works of art and historical treasures are not depreciated.

All capital assets acquired by proprietary funds are reported at cost or estimated historical cost if actual historical cost is not available. Donated assets are reported at fair value on the acquisition date. Depreciation is charged to operations over the estimated useful life of each asset, using the straight-line method.

Current Receivables – Other

Other Receivables include year-end revenue accruals not included in any other receivable category.

Non-Current Receivables – Other

There are no Non-Current Receivables – Other reported for fiscal year 2008.

LIABILITIES

Accounts Payable

Accounts Payable represents the liability for the value of assets or services received at the statement of net assets date for which payment is pending.

Other Payables

Other Payables are the accrual at year-end of expenditure transactions not included in any of the other payable descriptions.

Employees’ Compensable Leave

Employees’ Compensable Leave represents the liability that becomes “due” upon the occurrence of relevant events such as resignations, retirements, and uses of leave balances by covered employees. Liabilities are reported separately as either current or noncurrent in the statement of net assets.

Capital Lease Obligations

Capital Lease Obligations represent the liability for future lease payments under capital lease contracts. Liabilities are reported separately as either current or non-current in the statement of net assets.

Bonds Payable – Revenue Bonds

Revenue bonds are generally accounted for in the proprietary funds. The bonds payable are reported at par. Bond discounts and premiums are not amortized over the life of the bonds in proprietary funds if they are not individually greater than 5 percent of the par value of the bond issue. Revenue Bonds Payable is reported separately as either current or non-current in the statement of net assets.

UNAUDITED

UNIVERSITY OF NORTH TEXAS SYSTEM (794)
NOTES TO THE COMBINED FINANCIAL STATEMENTS
AUGUST 31, 2008

FUND BALANCE/NET ASSETS

The difference between fund assets and liabilities is 'Net Assets' on the proprietary fund statements.

Invested in Capital Assets, Net of Related Debt

Invested in capital assets, net of related debt consists of capital assets, net of accumulated depreciation and reduced by outstanding balances for bonds, notes, and other debt that are attributed to the acquisition, construction, or improvement of those assets.

Restricted Net Assets

Restricted Net Assets result when constraints placed on net asset use are either externally imposed by creditors, grantors, contributors, and the like, or imposed by law through constitutional provisions or enabling legislation.

Unrestricted Net Assets

Unrestricted Net Assets consist of net assets which do not meet the definition of the two preceding categories. Unrestricted net assets often have constraints on resources, which are imposed by management, but can be removed or modified.

INTERFUND TRANSACTIONS AND BALANCES

Not Applicable to proprietary funds.

UNAUDITED

UNIVERSITY OF NORTH TEXAS SYSTEM (794)
NOTES TO THE COMBINED FINANCIAL STATEMENTS
AUGUST 31, 2008

Note 2: Capital Assets

A summary of changes in Capital Assets for the year ended August 31, 2008, is presented below:

| BUSINESS-TYPE ACT. | Balance 9/1/2007 | Adjustments | Reclassifications | | | Additions | Deletions | Balance 8/31/2008 |
|--|-------------------------|-----------------------|-----------------------|--------------------------------|--------------------------------|------------------------|------------------------|-------------------------|
| | | | Completed CIP | Increase Interagency Transfers | Decrease Interagency Transfers | | | |
| Non-depreciable assets: | | | | | | | | |
| Land & Land Improvements | 63,719,495.63 | (1,016,395.00) | | | | 1,663,760.88 | | 64,366,861.51 |
| Construction in Progress | 4,517,429.26 | | (3,399,669.64) | | | 11,460,799.81 | | 12,578,559.43 |
| Other Capital Assets | 23,274,430.32 | | | | | 75,138.95 | | 23,349,569.27 |
| Total non-depreciable assets: | 91,511,355.21 | (1,016,395.00) | (3,399,669.64) | | | 13,199,699.64 | | 100,294,990.21 |
| Depreciable assets: | | | | | | | | |
| Buildings & Building Improvements | 575,681,802.01 | | 1,002,519.91 | | | 15,005,108.49 | (8,351,856.40) | 583,337,574.01 |
| Infrastructure | 8,822,468.21 | | | | | | | 8,822,468.21 |
| Facilities & Other Improvements | 15,411,080.82 | | 1,063,941.02 | | | 432,575.94 | | 16,907,597.78 |
| Furniture & Equipment | 109,465,142.71 | (65,557.73) | 1,333,208.71 | 1,023,634.51 | (601,150.53) | 12,602,056.59 | (5,396,008.72) | 118,361,325.54 |
| Vehicles, Boats & Aircraft | 7,029,176.33 | | | | | 443,248.13 | (271,207.08) | 7,201,217.38 |
| Other Capital Assets | 78,854,916.52 | | | | | 7,474,070.48 | (7,500.00) | 86,321,487.00 |
| Total depreciable assets at historical costs: | 795,264,586.60 | (65,557.73) | 3,399,669.64 | 1,023,634.51 | (601,150.53) | 35,957,059.63 | (14,026,572.20) | 820,951,669.92 |
| Less Accum. Deprec. for: | | | | | | | | |
| Buildings & Building Improvements | (254,277,069.19) | | | | | (16,811,860.67) | 7,838,909.74 | (263,250,020.12) |
| Infrastructure | (7,779,244.64) | | | | | (52,685.28) | | (7,831,929.92) |
| Facilities & Other Improvements | (7,959,720.17) | | | | | (518,667.99) | | (8,478,388.16) |
| Furniture & Equipment | (72,078,340.49) | (116.03) | | (294,170.70) | 68,021.80 | (9,722,475.69) | 5,077,109.64 | (76,949,971.47) |
| Vehicles, Boats & Aircraft | (4,490,519.28) | | | | | (628,441.62) | 266,538.88 | (4,852,422.02) |
| Other Capital Assets | (43,615,384.00) | | | | | (3,680,931.29) | 5,356.80 | (47,290,958.49) |
| Total Accum. Depreciation | (390,200,277.77) | (116.03) | 0.00 | (294,170.70) | 68,021.80 | (31,415,062.54) | 13,187,915.06 | (408,653,690.18) |
| Depreciable assets, net | 405,064,308.83 | (65,673.76) | 3,399,669.64 | 729,463.81 | (533,128.73) | 4,541,997.09 | (838,657.14) | 412,297,979.74 |
| Business-type activities capital assets, net: | 496,575,664.04 | (1,082,068.76) | 0.00 | 729,463.81 | (533,128.73) | 17,741,696.73 | (838,657.17) | 512,592,969.95 |

Note 3: Deposits, Investments and Repurchase Agreements

The UNT System component institutions are authorized by statute to make investments following the “prudent person rule.” There were no significant violations of legal provisions during the period.

UNAUDITED

**UNIVERSITY OF NORTH TEXAS SYSTEM (794)
NOTES TO THE COMBINED FINANCIAL STATEMENTS
AUGUST 31, 2008**

Deposits of Cash in Bank

As of August 31, 2008, the carrying amount of deposits was \$(17,052,450.16) for Proprietary Funds and \$4,696,304.00 for University of North Texas Foundation, Inc. as presented below.

| | |
|--|--------------------------|
| Business-Type Activities | |
| CASH IN BANK – CARRYING VALUE | \$(17,052,450.16) |
| Less: Certificates of Deposit included in carrying value and reported as Cash Equivalents | |
| Less: Uninvested Securities Lending Cash Collateral included in carrying value and reported as Securities Lending Collateral | |
| Less: Securities Lending CD Collateral included in carrying value and reported as Securities Lending Collateral | |
| Cash in Bank per AFR | \$(17,052,450.16) |
| Proprietary Funds Current Assets Cash in Bank | \$(15,791,424.26) |
| Proprietary Funds Current Assets Restricted Cash in Bank | \$(1,261,025.90) |
| Cash in Bank per AFR | \$(17,052,450.16) |

| | |
|--|-----------------------|
| Discrete Component Unit | |
| CASH IN BANK – CARRYING VALUE | \$4,696,304.00 |
| Less: Certificates of Deposit included in carrying value and reported as Cash Equivalents | |
| Less: Uninvested Securities Lending Cash Collateral included in carrying value and reported as Securities Lending Collateral | |
| Less: Securities Lending CD Collateral included in carrying value and reported as Securities Lending Collateral | |
| Cash in Bank per AFR | \$4,696,304.00 |
| Discrete Component Unit Current Assets Cash in Bank | \$4,696,304.00 |
| Discrete Component Unit Current Assets Restricted Cash in Bank | |
| Discrete Component Unit Non-Current Restricted Cash in Bank | |
| Cash in Bank per AFR | \$4,696,304.00 |

These amounts consist of all cash in local banks and a portion of short-term investments. These amounts are included on the Combined Statement of Net Assets as part of the Cash and Cash Equivalents accounts.

As of August 31, 2008, the total bank balance was as follows:

| | |
|--------------------------|----------------|
| Business-Type Activities | \$ 757,377.62 |
| Discrete Component Unit | \$3,775,059.00 |

Custodial credit risk for deposits is the risk that, in the event of the failure of a depository financial institution, the agency will not be able to recover deposits or will not be able to recover collateral securities that are in the possession of an outside party. The University of North Texas Foundation, Inc., presented as a discrete component unit, maintains cash balances at times in excess of \$100,000 in banks, which are insured by the Federal Deposit Insurance Corporation up to \$100,000. The Foundation's depository bank, Wells Fargo N.A., has pledged government backed securities with a par value of \$8,794,533 to secure Foundation deposits in excess of \$100,000. The pledged security is held by a third-party safekeeping bank under a pledged collateral agreement. The market value of the pledged security at December 31, 2007 was \$8,932,979. The total amount of checking account deposits with Wells Fargo Bank N.A. as of December 31, 2007 was \$100,008. In addition to the checking account balance, the Foundation had cash balances of \$3,775,059 at December 31, 2007 invested with Wells Fargo Bank N.A. under a fully collateralized repurchase agreement. The Foundation also maintains short-term cash investments in money-market mutual funds, which are not insured.

Investments

The University of North Texas System's investment portfolio is invested pursuant to Section 51.0032, Education Code and Chapter 2256, Government Code, the Public Funds Investment Act (PFIA) and UMIFA Chapter 163, Property Code. Under the PFIA the University of North Texas' governing board is required to adopt a written

UNAUDITED

**UNIVERSITY OF NORTH TEXAS SYSTEM (794)
NOTES TO THE COMBINED FINANCIAL STATEMENTS
AUGUST 31, 2008**

investment policy and strategy, review the policy and strategy not less than annually, appoint an investment office, and adopt internal controls to safeguard the University's funds. Chapter 2257, Government Code, The Public Funds Collateral Act set the standard for collateralization of public funds in Texas.

As of August 31, 2008, the carrying values of investments are presented below. The fair value is equivalent to the carrying value.

| Business-Type Activities | Carrying Value |
|--|-------------------------|
| U.S. Government | |
| U.S. Treasury Securities | \$174,082.81 |
| U.S. Treasury Strips | |
| U.S. Treasury TIPS | |
| U. S. Government Agency Obligations (Ginnie Mae, Fannie Mae, Freddie Mac, Sallie Mae, etc.) | 105,496,871.76 |
| U. S. Government Agency Obligations (Texas Treasury Safekeeping Trust Co.) | |
| Certificate of Deposit | 30,392.45 |
| Corporate Obligations | 7,752,340.81 |
| Corporate Asset and Mortgage Backed Securities | |
| Equity | 7,808,325.12 |
| Endowment Funds- collective | 23,111,948.95 |
| International Obligations (Govt. and Corp.) | 81,196.54 |
| International Equity | 4,029,555.20 |
| Repurchase Agreement | 14,760,287.32 |
| Repurchase Agreement (Texas Treasury Safekeeping Trust Co.) | |
| Fixed Income Money Market and Bond Mutual Fund | 5,260,727.25 |
| Other Commingled Funds | 11,527,456.74 |
| Other Commingled Funds (Texpool) | 224,385,499.01 |
| Commercial Paper | |
| Securities Lending Collateral Investment Pool | 392,522.86 |
| Real Estate | 124,971.22 |
| Alternative Investments-Domestic | 2,399,428.88 |
| Alternative Investments-Foreign | 518,221.60 |
| Misc (limited partnerships, guaranteed investment contract, political subdivision, bankers' acceptance, negotiable CD) | 10,307,279.91 |
| Total | \$418,161,108.43 |

UNAUDITED

**UNIVERSITY OF NORTH TEXAS SYSTEM (794)
NOTES TO THE COMBINED FINANCIAL STATEMENTS
AUGUST 31, 2008**

| Discrete Component Unit | Fair Value |
|---|---------------------|
| U.S. Government | |
| U.S. Treasury Securities | |
| U.S. Treasury Strips | |
| U.S. Treasury TIPS | |
| U. S. Government Agency Obligations (Ginnie Mae, Fannie Mae, Freddie Mac, Sallie Mae, etc.) | |
| U. S. government Agency Obligations (Texas Treasury Safekeeping Trust Co.) | |
| Certificate of Deposit | |
| Corporate Obligations | |
| Corporate Asset and Mortgage Backed Securities | |
| Equity | 35,548,769 |
| Endowment Funds- collective | |
| International Obligations (Govt. and Corp.) | |
| International Equity | |
| Repurchase Agreement | |
| Repurchase Agreement (Texas Treasury Safekeeping Trust Co.) | |
| Fixed Income Money Market and Bond Mutual Fund | 19,169,318 |
| Other Commingled Funds | |
| Other Commingled Funds (Texpool) | |
| Commercial Paper | |
| Securities Lending Collateral Investment Pool | |
| Real Estate | |
| Misc (alternative investments, limited partnerships, guaranteed investment contract, political subdivision, bankers' acceptance, negotiable CD) | 12,805,182 |
| Total | \$67,523,269 |

Foreign currency risk for investments is the risk that changes in exchange rates will adversely affect the investment. The exposure to foreign risk at August 31, 2008, was as follows:

| Fund Type | GAAP Fund | Currency | Balance |
|-----------|-----------|----------|--------------|
| 05 | 0001 | Euro | \$518,221.60 |

UNAUDITED

**UNIVERSITY OF NORTH TEXAS SYSTEM (794)
NOTES TO THE COMBINED FINANCIAL STATEMENTS
AUGUST 31, 2008**

Credit risk is the risk that an issuer or counterparty to an investment will not fulfill its obligations. As of August 31, 2008, the university's credit quality distribution for securities with credit risk exposure was as follows:

Standard and Poor's

| Fund Type | GAAP Fund | Investment Type | AAA | AA | A | BBB | BB | B | C | Unrated |
|------------------|------------------|---|---------------|-----------|----------|------------|-----------|----------|----------|----------------|
| 05 | 0001 | U.S. Government Agency Obligations | \$100,801,360 | \$ | \$ | \$ | \$ | \$ | \$ | \$4,460,744 |
| | | U.S. Government Agency Obligations (Texas Treasury Safekeeping Trust Co.) | | | | | | | | 43,231 |
| | | Corporate Obligations | 6,123,180 | 425,064 | 399,223 | 56,065 | 319,384 | 412,477 | 3,498 | 13,450 |
| | | Corporate Asset and Mortgage Backed Securities | | | | | | | | |
| | | International Obligations | | | | 64,269 | 16,928 | | | |
| | | Repurchase Agreement | 14,760,287 | | | | | | | |
| | | Fixed Income Money Market and Bond Mutual Fund | 11,527,457 | | | | | | | 3,412,977 |
| | | Miscellaneous | | | | | | | | 1,279,143 |

Reverse Repurchase Agreements

The UNT System components, by statute, are authorized to enter into reverse repurchase agreements. The UNT System did not enter into any reverse repurchase agreements during the current fiscal year.

Securities Lending Transactions

The UNT System did not participate in any securities-lending program.

Note 4: Short-Term Debt

During the year ended August 31, 2008, there was no reportable activity for short term debt.

Note 5: Summary of Long Term Liabilities

Changes in Long-Term Liabilities

During the year ended August 31, 2008, the following changes occurred in long-term liabilities:

| Business-Type Activities | Balance 09-01-07 | Additions | Reductions | Balance 08-31-08 | Amounts Due Within One Year |
|---------------------------------------|-------------------------|------------------------|--------------------------|-------------------------|------------------------------------|
| Notes & Loans Payable | \$ 0.00 | \$ 0.00 | \$ 0.00 | \$ 0.00 | \$ 0.00 |
| Revenue Bonds Payable | 268,625,000.00 | 0.00 | (10,610,000.00) | 258,015,000.00 | 11,090,000.00 |
| Claims & Judgments | 0.00 | 0.00 | 0.00 | 0.00 | 0.00 |
| Capital Lease Obligations | 620,903.89 | 0.00 | (620,903.89) | 0.00 | 0.00 |
| Commercial Paper | 20,783,000.00 | 8,829,000.00 | (7,541,000.00) | 22,071,000.00 | 0.00 |
| Compensable Leave | 14,827,867.20 | 3,091,281.92 | (1,549,961.05) | 16,369,188.07 | 1,984,848.72 |
| Total Business-Type Activities | \$304,856,771.09 | \$11,920,281.92 | \$(20,321,864.94) | \$296,455,188.07 | \$13,074,848.72 |

UNAUDITED

**UNIVERSITY OF NORTH TEXAS SYSTEM (794)
NOTES TO THE COMBINED FINANCIAL STATEMENTS
AUGUST 31, 2008**

Commercial Paper

The University of North Texas System increased the commercial paper program in fiscal year 2008. The issuance of commercial paper notes may not exceed, in aggregate, the principal amount of \$100,000,000 of which \$25,000,000 may be used as taxable notes. Additional University of North Texas System Revenue Financing System Commercial Paper Notes, Series A were issued during the fiscal year to finance various capital projects. The outstanding balance at August 31, 2008 is \$ 22,071,000 with interest rates of 1.60%, 1.72%, and 1.85%.

The University of North Texas System will provide liquidity support for \$ 100,000,000 in commercial paper notes by utilizing available funds of The University of North Texas System in lieu of or in addition to bank liquidity support.

The maximum maturity for commercial paper is 270 days. In practice, UNT System rolls, pays off, and/or issues new commercial paper at each maturity. Commercial paper will continue to be used as interim funding until long-term bonds are approved and issued or gifts are received to retire the commercial paper debt.

Long-Term Liabilities are presented for each component with an offsetting contra-account representing the amount due from/to other components.

The debt service requirements for Commercial Paper are as follows:

| Year | Principal | Interest | Total |
|-------------|------------------|-----------------|------------------|
| 2009 | \$ 16,875,000.00 | \$ 522,838.40 | \$ 17,397,838.40 |
| 2010 | 800,000.00 | 121,213.40 | 921,213.40 |
| 2011 | 800,000.00 | 102,173.40 | 902,173.40 |
| 2012 | 800,000.00 | 83,133.40 | 883,133.40 |
| 2013 | 693,000.00 | 64,093.40 | 757,093.40 |
| 2014-2018 | 2,103,000.00 | 126,354.20 | 2,229,354.20 |

Average variable interest rate for 2008 of 2.38% was used to estimate interest in future years. Actual rate will fluctuate based upon market conditions in each year.

Notes and Loans Payable

The UNT System did not have any long-term notes and loans payable during the current fiscal year.

Claims & Judgments

As of August 31, 2008, the UNT System did not have any material claims or judgments that were settled and unpaid.

Employees' Compensable Leave

A state employee is entitled to be paid for all unused vacation time and 1.5 compensatory time accrued, in the event of the employee's resignation, dismissal, or separation from State employment, provided the employee has had continuous employment with the State for six months. Expenditures for accumulated annual leave balances are recognized in the period paid or taken in governmental fund types. For these fund types, the liability for unpaid benefits is recorded in the Statement of Net Assets. An expense and liability for proprietary fund types is recorded in the proprietary funds as the benefits accrue to employees. No liability is recorded for non-vesting accumulating rights to receive sick pay benefits.

Note 6: Capital Leases

Not Applicable.

UNAUDITED

**UNIVERSITY OF NORTH TEXAS SYSTEM (794)
NOTES TO THE COMBINED FINANCIAL STATEMENTS
AUGUST 31, 2008**

Note 7: Operating Lease Obligations

Included in the expenditures reported in the financial statements are the following amounts of rent paid or due under operating leases:

| Fund Type | Amount |
|--------------|---------------|
| General Fund | \$ 503,777.15 |

Future minimum lease rental payments under non-cancelable operating leases having an initial term in excess of one year are as follows:

| Year Ended August 31, 2008 | |
|---|----------------------|
| 2009 (Future Year 1) | \$242,642.30 |
| 2010 (Future Year 2) | 61,400.00 |
| 2011 (Future Year 3) | 60,000.00 |
| 2012 (Future Year 4) | 0.00 |
| 2013 (Future Year 5) | 0.00 |
| 2014-18 (Future Years 6-10) | 0.00 |
| 2019-23 (Future Years 11-15) | 0.00 |
| Total Minimum Future Lease Rental Payments | \$ 364,042.30 |

Note 8: Interfund Balances/Activity

The UNT System experienced routine transfers with other state agencies, which were consistent with the activities of the fund making the transfer. Repayment of interfund balances will occur within one year from the date of the financial statement.

Individual balances and activity at August 31, 2008, follows:

| Current Portion | Current Interfund Receivable | Current Interfund Payable |
|---|------------------------------|---------------------------|
| ENTERPRISE FUND (05) | \$ 0.00 | \$ 0.00 |
| Total Interfund Receivable/Payable | \$ 0.00 | \$ 0.00 |

| Non-Current Portion | Non-Current Interfund Receivable | Non-Current Interfund Payable |
|---|----------------------------------|-------------------------------|
| ENTERPRISE FUND (05) | \$ 0.00 | \$ 0.00 |
| Total Interfund Receivable/Payable | \$ 0.00 | \$ 0.00 |

| | Legislative Transfers In | Legislative Transfers Out |
|------------------------------------|--------------------------|---------------------------|
| ENTERPRISE FUND (05) | \$ 0.00 | \$ 0.00 |
| Total Legislative Transfers | \$ 0.00 | \$ 0.00 |

The detailed State Grant Pass Through information is listed on Schedule 1B – Schedule of State Grant Pass Throughs From/To State Agencies.

Note 9: Contingent Liabilities

The UNT System has received several federal grants for specific purposes that are subject to review and audit by the grantor agencies. Such audits could lead to a request for reimbursements to grantor agencies for expenditures disallowed under the terms of the grant. Based on prior experience, management believes such disallowances, if any, will be immaterial.

As of August 31, 2008, there are no known contingent liabilities that are likely to have a material effect on the System.

UNAUDITED

UNIVERSITY OF NORTH TEXAS SYSTEM (794)
NOTES TO THE COMBINED FINANCIAL STATEMENTS
AUGUST 31, 2008

Note 10: Continuance Subject to Review

Not Applicable.

Note 11: Risk Financing and Related Insurance

The UNT System is exposed to a variety of civil claims resulting from the performance of its duties. It is the UNT System policy to periodically assess the proper combination of commercial insurance and retention of risk to cover losses to which it may be exposed.

The UNT System assumes substantially all risks associated with tort and liability claims due to the performance of its duties. Currently there is no purchase of commercial general liability insurance for any of the UNT System components as an entity, nor is the UNT System involved in any risk pools with other government entities.

The UNT System's liabilities are reported when it is both probable that a loss has occurred and the amount of that loss can be reasonably estimated.

All state employees are insured by the State. The UNT System has various self-insured arrangements for coverage of local employees in the areas of workers' compensation and liability. There are no claims pending or significant nonaccrued liabilities, as stated in Note 5.

The State provides coverage for unemployment benefits from appropriations made to other state agencies for UNT System employees. The current General Appropriations Act provides that the UNT System components must reimburse General Revenue Fund – Consolidated, from UNT System appropriations, one-half of the unemployment benefits for former and current employees. The Comptroller of Public Accounts determines the proportionate amount to be reimbursed from each appropriated fund type. The UNT System Administration component has only one appropriated fund type. The UNT System components must reimburse the General Revenue Fund 100% of the cost for unemployment compensation for any employees paid from funds held in local bank accounts and local funds held in the state treasury.

Unemployment compensation is on a pay-as-you-go basis through the State of Texas, with the exception of locally funded enterprises that have fund expenses and set-aside amounts based on a percentage of payroll amounts as detailed below. No material outstanding claims are pending at August 31, 2008.

UNT System's maintains reserves for unemployment compensation and workers' compensation payments made for all claims and settlements not eligible for state funding. There were no material outstanding claims pending at August 31, 2008.

Health benefits are provided through the various state contracts administered by the Employee Retirement System (ERS).

The University of North Texas (University) and the Health Science Center (HSC) are required by certain bond covenants to carry fire and/or extended coverage and boiler insurance on buildings financed through the issuance of bonds using pledged Auxiliary or other non-Educational and General Funds. The insurance protects the bondholders from a disruption to the revenue stream that is being utilized to make the bond interest and principal payments. The following insurance coverage was in force and all premium payments paid in full at the close of the fiscal year:

Standard Fire and Extended Coverage (Property) – Limit of liability exceeds bond requirements. Property Carriers: National Union Fire Insurance Company and Lexington Insurance Company.

Vehicle Liability and Property Damage – Limit of liability, bodily injury \$250,000/\$500,000; property damage \$100,000, exceeds requirements. Carrier: The Hartford Insurance Company.

UNAUDITED

UNIVERSITY OF NORTH TEXAS SYSTEM (794)
NOTES TO THE COMBINED FINANCIAL STATEMENTS
AUGUST 31, 2008

The Texas Motor Vehicle Safety Responsibility Act requires that every non-governmental vehicle operated on a state highway be insured for minimum limits of liability in the amount of \$20,000/\$40,000 bodily injury and \$15,000 property damage. In addition, the University has chosen to carry liability insurance on its licensed vehicles in the amount of \$250,000/\$500,000 bodily injury and \$100,000 property damage.

The University's Student Health and Wellness Center has medical professional liability coverage with Columbia Casualty Company for a maximum per incident limit of \$250,000 and an aggregate of \$750,000 with a \$10,000 deductible.

UNTHSC manages a self-insurance plan for its clinical operations. At August 31, 2008, UNTHSC had sufficient self-insurance reserves for known claims against its health care professionals. A Directors and Officers Liability policy is maintained with American International South Insurance that covers all UNTHSC employees and volunteers and also, entity coverage. The policy provides for a maximum limit of \$5,000,000 with a \$100,000 deductible per insured individual, a \$50,000 deductible for entity, and a \$25,000 deductible for volunteers. Commercial crime insurance is purchased for UNTHSC employees.

Note 12: Segment Information

Not Applicable.

Note 13: Bonded Indebtedness

Bonds Payable

Detailed supplemental bond information is disclosed in the Combined Schedule 2-A, Miscellaneous Bond Information; Combined Schedule 2-B, Changes in Bonded Indebtedness; Combined Schedule 2-C, Debt Service Requirements; Combined Schedule 2D, Analysis of Funds Available for Debt Service; Combined Schedule 2E, Defeased Bonds Outstanding; and Combined Schedule 2-F, Early Extinguishment and Refunding.

General information related to bonds is summarized below:

University of North Texas System Administration

Revenue Financing System Refunding and Improvement Bonds, Series 2005

- To provide funds for the construction and equipping of a building for the UNT-Dallas campus including a library, classrooms, offices and related parking
- Issued 10-01-05
- \$22,655,000; all authorized bonds have been issued
- Source of revenue for debt service – legislative appropriation and all Pledged Revenues of the Participants of the University of North Texas Revenue Financing System

Revenue Financing System Bonds, Series 2007

- To provide funds for the purposes of refunding a portion of the Board's outstanding commercial paper notes; and acquiring, renovating and equipping property in Dallas for academic and administrative purposes
- Issued 01-01-07
- \$16,980,000; all authorized bonds have been issued
- Source of revenue for debt service – all Pledged Revenues of the Participants of the Revenue Financing System

UNAUDITED

UNIVERSITY OF NORTH TEXAS SYSTEM (794)
NOTES TO THE COMBINED FINANCIAL STATEMENTS
AUGUST 31, 2008

University of North Texas

Consolidated University Revenue Bonds, Series 1994

- To provide funds sufficient to purchase and renovate a facility for the purpose of storing library materials and surplus property, and provide work area for certain library staff; to construct an Advanced Learning and Student Service Center; to renovate the University Library; and pay the costs of issuance
- Issued 02-01-1994
- \$10,000,000; all authorized bonds have been issued
- Source of revenue for debt service – legislative appropriation and Gross Revenues of the University Building System, the General Fee (now called Designated Tuition), Pledged Student Tuition, Student Union Fee, and certain investment income

Revenue Financing System Bonds, Series 1999

- To provide funds sufficient to finance construction of a conference facility, two major wiring projects for dormitories and other University buildings, and pay the costs of issuance
- Issued 06-15-1999
- \$23,040,000 (total issue \$32,540,000 – \$9,500,000 Health Science Center portion); all authorized bonds have been issued
- Source of revenue for debt service – legislative appropriation and all Pledged Revenues of the Participants of the University of North Texas Revenue Financing System

Revenue Financing System Bonds, Series 2001

- To provide funds for the construction and equipping of a student-oriented recreation facility (the “Recreation Center”) and pay the costs of issuance
- Issued 12-01-2001
- \$33,860,000; all authorized bonds have been issued
- Source of revenue for debt service – Student Recreational Facility Fee of \$78 per student per semester approved by the Texas Legislature to be charged beginning with the first semester the facility is occupied and all Pledged Revenues of the Participants of the University of North Texas System Revenue Financing System

Revenue Financing System Bonds, Series 2002

- To provide funds for the purposes of constructing and equipping a new science building; the renovation of existing space at the University’s Discovery Park; the acquisition and renovation of two existing private housing facilities; and pay the costs of issuance
- Issued 08-01-2002
- \$36,340,000; (total issue \$63,470,000 – \$27,130,000 Health Science Center portion); all authorized bonds have been issued
- Source of revenue for debt service – legislative appropriation and all Pledged Revenues of the Participants of the University of North Texas System Revenue Financing System

Revenue Financing System Bonds, Series 2002A

- To provide funds for the purposes of constructing a 300-bed student residence hall for University students and pay the costs of issuance
- Issued 11-01-2002
- \$9,500,000; all authorized bonds have been issued
- Source of revenue for debt service – all Pledged Revenues of the Participants of the University of North Texas System Revenue Financing System

UNAUDITED

**UNIVERSITY OF NORTH TEXAS SYSTEM (794)
NOTES TO THE COMBINED FINANCIAL STATEMENTS
AUGUST 31, 2008**

Revenue Financing System Bonds, Series 2003

- To provide funds for the purposes of constructing a 600-bed student residence hall and dining facility for University students and pay the costs of issuance
- Issued 05-01-2003
- \$31,180,000; all authorized bonds have been issued
- Source of revenue for debt service – all Pledged Revenues of the Participants of the University of North Texas System Revenue Financing System

Revenue Financing System Refunding Bonds, Series 2003A

- To provide funds sufficient to refund certain of the University's outstanding Consolidated University Revenue Bonds, Series 1994, Health Science Center Tuition Revenue Bonds, Series 1994, Consolidated University Revenue Bonds, Series 1996, Revenue Financing System Tuition Revenue Bonds, Series 1999, and Revenue Financing System Tuition Revenue Bonds, Series 2002; and to pay the costs of issuance
- Issued 09-01-03
- \$6,185,000; all authorized bonds have been issued
- Source of revenue for debt service – legislative appropriation and all Pledged Revenues of the Participants of the University of North Texas System Revenue Financing System

Revenue Financing System Bonds, Taxable Series 2003B

- To provide funds for the purposes of constructing and equipping student housing facilities, to wit, five sorority houses to be owned by the University; paying a portion of the accrued interest; and paying certain costs of issuing the bonds
- Issued 09-01-03
- \$4,980,000; all authorized bonds have been issued
- Source of revenue for debt service – fees charged for occupying the sorority facilities and also the Pledged Revenues of the Participants of the University of North Texas Revenue Financing System

Revenue Financing System Refunding and Improvement Bonds, Series 2005

- To provide funds for the purposes of advance refunding a portion (\$37.7 million par value) of the Board's outstanding bonds; refunding a portion of the Board's outstanding commercial paper notes; construction and equipping of a student wellness and career center; paying a portion of the accrued interest; and paying certain costs of issuing the bonds
- Issued 10-01-05
- \$42,890,000; all authorized bonds have been issued
- Source of revenue for debt service – pledged revenues of the participants of the Revenue Financing System

Revenue Financing System Bonds, Series 2007

- To provide funds for the purposes of refunding a portion of the Board's outstanding commercial paper notes; construction and equipping of two residence halls; paying a portion of the accrued interest; and paying certain costs of issuing the bonds
- Issued 01-01-07
- \$39,070,000; all authorized bonds have been issued
- Source of revenue for debt service – pledged revenues of the participants of the Revenue Financing System

UNAUDITED

UNIVERSITY OF NORTH TEXAS SYSTEM (794)
NOTES TO THE COMBINED FINANCIAL STATEMENTS
AUGUST 31, 2008

University of North Texas Health Science Center

Revenue Financing System Bonds, Series 1999

- To acquire, purchase, construct, improve, renovate, enlarge, or equip property, buildings, structures, facilities, roads, or related infrastructure for the Health Science Center; pay the municipal bond insurance premium for the bonds; and to pay costs of issuing the bonds
- Issued 06-15-1999
- \$9,500,000; all authorized bonds have been issued.
- Source of revenue for debt service – legislative appropriation and all Pledged Revenues of the Participants of the University of North Texas System Revenue Financing System

Revenue Financing System Refunding and Improvement Bond Series 1999A

- To provide funds for the purposes of constructing a parking garage at the University of North Texas Health Science Center at Fort Worth (the “Health Science Center”); refunding certain of the currently outstanding Health Science Center General Tuition Revenue Bonds, Series 1994; and paying the municipal bond insurance premium for the bonds; and paying certain costs of issuing the bonds
- Issued 09-01-1999
- \$15,535,000; all authorized bonds have been issued
- Source of revenue for debt service – legislative appropriation and all Pledged Revenues of the Participants of the University of North Texas System Revenue Financing System

Revenue Financing System Bonds, Series 2002

- To acquire, purchase, construct, improve renovate, enlarge, or equip property, buildings, structures, facilities, roads, or related infrastructure for the Health Science Center; pay the municipal bond insurance premium for the bonds; and to pay costs of issuing the bonds
- Issued 08-01-02
- \$27,130,000; all authorized bonds have been issued
- Source of revenue for debt service – legislative appropriation and all Pledged Revenues of the Participants of the University of North Texas System Revenue Financing System

Revenue Financing System Refunding Bonds, Series 2003A

- To advance refund a portion of the Board’s outstanding bonds in order to reduce debt service requirements of the Board in certain years
- Issued 09-01-03
- \$2,915,000: all authorized bonds have been issued
- Source of revenue for debt service – Pledged university revenue including all funds and balances lawfully available to the Board

Revenue Financing System Refunding and Improvement Bonds, Series 2005

- To provide funds for the purposes of advance refunding a portion (\$11.43 million par value) of the Board’s outstanding bonds; paying a portion of the accrued interest; and paying certain costs of issuing the bonds
- Issued 10-01-05
- \$11,250,000; all authorized bonds have been issued
- Source of revenue for debt service – Pledged UNTHSC revenue including all funds and balances lawfully available to the Board.

Advance Refunding Bonds

In prior years, the UNT System has defeased certain revenue bond issues by placing the proceeds of new bond issues in irrevocable trusts to provide for all future debt service payments on the issues. Accordingly, the liability for the bonds is not included in the financial statements. At August 31, 2008, the principal balance outstanding for the defeased bonds is \$25,255,000.

UNAUDITED

UNIVERSITY OF NORTH TEXAS SYSTEM (794)
NOTES TO THE COMBINED FINANCIAL STATEMENTS
AUGUST 31, 2008

Note 14: Subsequent Events

UNT System Administration received funding for debt service for a general academic building at the UNT Dallas Campus beginning in FY09, contingent upon meeting enrollment criteria. The debt service appropriation is \$2,133,333 beginning in fiscal year 2009.

Additionally, UNT received funding for debt service on a \$50,000,000 bond authorization for the construction of the UNT Business Leadership building. The debt service appropriation is \$4,226,667 in fiscal year 2008 and \$4,223,400 in fiscal year 2009.

UNTHSC has received authority from the Texas Legislature to issue Tuition Revenue Bonds for campus expansion and construction of a public health education building. UNTHSC will issue bonds in fiscal year 2009.

Note 15: Related Parties

The Professional Development Institute Inc. (PDI) is a non-profit corporation whose purpose is to provide continuing education for the business and governmental community through seminars, workshops, conferences and the establishment of ongoing programs of study designed to further professionalize certain areas of specialization within the total business and governmental community and to assist in maintaining and enhancing, through financial support, the University as a leading academic institution. PDI, Inc. remitted gifts of \$48,100 that were recorded as revenue to the University during the year ended August 31, 2008. PDI maintains an agency account on the books of the University from which incidental expenses such as postage, telephone, printing, and office supplies are paid. These expenditures totaled \$13,088.19 for the fiscal year ended August 31, 2008.

The North Texas Research Institute, Inc. (NTRI) is a separate non-profit corporation. The purposes of the Research Institute are: to perform research, development and service activities, alone and cooperatively with other institutions, government agencies, and business organizations; to provide research facilities, expertise and services for business and government organizations; and to assist in maintaining and enhancing, through financial support, the University of North Texas as a leading academic institution. In fiscal year 1996, the NTRI Board adopted a resolution to deactivate, but not dissolve NTRI. In accordance with this resolution, all research projects were closed the following fiscal year. During the current fiscal year there were no active projects in NTRI. No project income was generated during the fiscal year. There were no transfers to the University from NTRI.

Note 16: Stewardship, Compliance and Accountability

Not Applicable.

Note 17: The Financial Reporting Entity

The University of North Texas Foundation, Inc. is reported as a discrete component unit. The Foundation is a separate nonprofit organization that has as its central purpose the advancement and support of the University of North Texas. The governing board is comprised of elected members separate from the University Regents. The direction and management of the affairs of the Foundation and the control and disposition of its assets are vested in the directors of the Foundation. The University has no liability with regard to the Foundation's liabilities. The majority of endowments supporting University scholarships and other University programs are owned by the Foundation; therefore, it would be misleading to exclude the Foundation's financial reports. The Foundation is a necessary and beneficial component of the UNT System's overall program for university advancement and for the development of private sources of funding for capital acquisition operations, endowments, and other purposes relating to the mission of the UNT System.

In August of 2003, the University of North Texas entered into an agreement with the University of North Texas Foundation, Inc. to better define the relationship between the two entities and to comply with the statutory requirements of Chapters 2255 and 2260 of the Texas Government Code. The 2003 agreement provided that the development leadership for the University would be provided by the Foundation's Chief Executive Officer.

UNAUDITED

UNIVERSITY OF NORTH TEXAS SYSTEM (794)
NOTES TO THE COMBINED FINANCIAL STATEMENTS
AUGUST 31, 2008

An amended agreement was approved by the UNT Foundation Board of Directors in their September 2004 meeting, and was subsequently approved by the UNT Board of Regents in October 2004. Under the amended agreement, a dual reporting position was created. The position of Senior Vice President for Advancement and President of the UNT Foundation (Senior VP/President) has the responsibility for integrating development, endowment management, stewardship, and alumni relations. Although the position is split between UNT and UNT Foundation, the Senior VP/President works under the immediate supervision of the President of UNT and reports to the UNT President. The position is funded by UNT.

Based on this amended agreement, UNT System continues to report UNT Foundation, Inc. as a discrete component unit in the UNT System Financial Reports. Although the position of Senior VP/President is jointly held between the two entities, the position has minimal authority over the management of the UNT Foundation, serving primarily as a liaison and coordinator between the two entities.

The Foundation has a fiscal year end of December 31. The Foundation issued scholarships totaling \$988,384 to the University, made direct cash transfers totaling \$1,392,450, and made payments of \$490,452 on the University's behalf during the year ended August 31, 2008.

Note 18: Restatement of Fund Balances and Net Assets

Not Applicable.

Note 19: Employees Retirement Plans

The state has established an optional retirement program for institutions of higher education. Participation in ORP is in lieu of participation in the Teacher Retirement System and is available to certain eligible employees. The contributions made by plan members and employers for the fiscal year ended August 31, 2008 are:

| ORP Participation | |
|------------------------|-------------------------|
| Member Contributions | \$ 8,070,119.00 |
| Employer Contributions | 9,090,449.00 |
| Total | \$ 17,160,568.00 |

Note 20: Deferred Compensation

Not Applicable.

Note 21: Donor Restricted Endowments

The University's spending policy for unitized endowments reflects an objective to distribute as much total return as is consistent with overall investment objectives while protecting the real value of the endowment principal. An endowment is excluded from target distribution until the endowment has been established for one year.

The target distribution of spendable income to each unit of the endowment fund will be between 3 and 6 percent of the moving average market value of a unit of the endowment fund for the preceding 12 quarters. Unless otherwise determined by the Finance Committee of the Board of Regents, the target annual distribution rate shall be 4 percent of the average unit market value. Distribution shall be made quarterly, as soon as practicable, after the last calendar day of November, February, May and August. This distribution amount shall be recalculated each quarter based on a 12-quarter rolling average. If, at any point of distribution, the fair market value of the endowment is below the corpus of the endowment, the distribution shall be net current yield.

UNAUDITED

UNIVERSITY OF NORTH TEXAS SYSTEM (794)
NOTES TO THE COMBINED FINANCIAL STATEMENTS
AUGUST 31, 2008

If, in any given fiscal year, the total return, excluding the net unrealized appreciation, shall be less than the target annual distribution, the actual distribution shall be limited to the net current yield, not to exceed the target distribution rate. The amount of net appreciation on University donor-restricted endowments that was available for distribution and expenditure during the fiscal year was \$894,655.09. All distributions had been made as of the end of the fiscal year; therefore, none of this appreciation amount is reflected in the Net Assets section.

University endowments that do not provide for investments in equities will not be unitized, and they will receive interest and dividends on their funds invested in fixed income securities.

UNTHSC does not unitize its endowments. UNTHSC returns all investment earnings to their corresponding operation accounts unless directed otherwise by the donor. Currently, only one endowment requires a portion of earnings to be returned to the corpus. The operations accounts are only limited to the present available balance for spending authority. This authority cannot be exceeded based on future projections. The fair value of these endowments did not change during fiscal year 2008.

Note 22: Management Discussion and Analysis

Refer to the separate Management Discussion and Analysis section of this report.

Note 23: Post Employment Health Care and Life Insurance Benefits

Not Applicable.

Note 24: Special or Extraordinary Items

Not Applicable.

Note 25: Disaggregation of Receivable and Payable Balances

Not Applicable.

Note 26: Termination Benefits

Not Applicable.

FINANCIAL STATEMENTS

of the

**UNIVERSITY OF NORTH TEXAS
FOUNDATION, INC.**

DENTON, TEXAS

For the years ended December 31, 2006 and 2007

UNIVERSITY OF NORTH TEXAS FOUNDATION, INC.

STATEMENTS OF FINANCIAL POSITION
DECEMBER 31, 2007 AND 2006

| | <u>2007</u> | <u>2006</u> |
|---|---------------------|---------------------|
| <u>ASSETS</u> | | |
| Cash and cash equivalents | \$ 4,696,304 | \$ 5,937,407 |
| Investments | 67,523,269 | 50,168,409 |
| Contributions and other receivables | 3,372,226 | 3,951,394 |
| Prepaid expenses | 28,400 | 24,063 |
| Real property | 111,735 | 111,735 |
| Other assets | 8,400 | 8,400 |
| Cash value - life insurance policies | 332,578 | 330,281 |
| Assets held under trust agreements | <u>4,125,217</u> | <u>4,137,480</u> |
| Total Assets | <u>\$80,198,129</u> | <u>\$64,669,169</u> |
| <u>LIABILITIES AND NET ASSETS</u> | | |
| Liabilities: | | |
| Accounts payable and accrued expenses | \$ 54,285 | \$ 42,523 |
| Agency funds | 131,231 | 158,659 |
| Annuity obligations | 1,590,788 | 1,514,372 |
| Refundable advances | <u>2,009,534</u> | <u>2,034,469</u> |
| Total Liabilities | <u>3,785,838</u> | <u>3,750,023</u> |
| Net Assets: | | |
| Unrestricted: | | |
| Board designated for reserves | 1,120,118 | 621,329 |
| Fair value of endowments below historical cost | (30,017) | (21,807) |
| Undesignated | <u>244,413</u> | <u>328,518</u> |
| Total Unrestricted | 1,334,514 | 928,040 |
| Temporarily restricted | 20,875,140 | 18,195,279 |
| Permanently restricted | <u>54,202,637</u> | <u>41,795,827</u> |
| Total Net Assets | <u>76,412,291</u> | <u>60,919,146</u> |
| Total Liabilities and Net Assets | <u>\$80,198,129</u> | <u>\$64,669,169</u> |

See accompanying notes to financial statements.

UNIVERSITY OF NORTH TEXAS FOUNDATION, INC.

STATEMENTS OF ACTIVITIES
FOR THE YEARS ENDED DECEMBER 31, 2007 AND 2006

| | <u>Unrestricted</u> | <u>Temporarily Restricted</u> |
|---|---------------------|-----------------------------------|
| Revenues, Gains, and Other Support | | |
| Contributions | \$ 1,000 | \$ 2,425,407 |
| Life insurance premiums | - | - |
| Investment income | 89,980 | 1,056,349 |
| Internal management fee | 806,271 | - |
| Other income | 3 | 219,000 |
| Realized and unrealized gain (loss) on market value of investments | - | 3,994,678 |
| Actuarial gain (loss) on annuity obligations | - | - |
| Increase in cash value - life insurance | - | - |
| | <u>897,254</u> | <u>7,695,434</u> |
| Total Revenues, Gains, And Other Support | | |
| | <u>897,254</u> | <u>7,695,434</u> |
| Net Assets Released from Restrictions | 4,582,518 | (4,560,049) |
| Transfers/Changes in Donor Restrictions | <u>(8,210)</u> | <u>(455,524)</u> |
| | | |
| Total Net Assets Released From Restrictions | <u>4,574,308</u> | <u>(5,015,573)</u> |
| Program Services | | |
| Internal management fee | 806,271 | - |
| Scholarships | 1,006,933 | - |
| Expense reimbursements | 13,740 | - |
| Services for programs | 574,497 | - |
| Distributions to UNT | 2,147,248 | - |
| Distributions to other Institutions | 24,600 | - |
| Life insurance premiums | <u>9,229</u> | <u>-</u> |
| | | |
| Total Program Services | <u>4,582,518</u> | <u>-</u> |

See accompanying notes to financial statements.

| <u>Permanently Restricted</u> | <u>2007 Total</u> |
|-----------------------------------|-----------------------|
| \$11,959,258 | \$14,385,665 |
| 8,588 | 8,588 |
| - | 1,146,329 |
| - | 806,271 |
| 10,062 | 229,065 |
| 2,350 | 3,997,028 |
| (17,009) | (17,009) |
| <u>2,296</u> | <u>2,296</u> |
| <u>11,965,545</u> | <u>20,558,233</u> |
| (22,469) | - |
| <u>463,734</u> | <u>-</u> |
| <u>441,265</u> | <u>-</u> |
| - | 806,271 |
| - | 1,006,933 |
| - | 13,740 |
| - | 574,497 |
| - | 2,147,248 |
| - | 24,600 |
| - | <u>9,229</u> |
| - | <u>4,582,518</u> |

UNIVERSITY OF NORTH TEXAS FOUNDATION, INC.

STATEMENTS OF ACTIVITIES
FOR THE YEARS ENDED DECEMBER 31, 2007 AND 2006

| | <u>Unrestricted</u> | <u>Temporarily Restricted</u> |
|---------------------------------------|---------------------|-----------------------------------|
| Management and General Expenses | | |
| Salaries and benefits | \$ 393,538 | \$ - |
| Consulting fees | 19,860 | - |
| Professional services | 19,430 | - |
| Travel | 6,913 | - |
| Administrative | 8,220 | - |
| Bank and credit card charges | 5,590 | - |
| Office and computer equipment | 7,515 | - |
| Insurance | 13,459 | - |
| Professional development | <u>8,045</u> | <u>-</u> |
| Total Management and General Expenses | <u>482,570</u> | <u>-</u> |
| Total Program Services and Expenses | <u>5,065,088</u> | <u>-</u> |
| Change in Net Assets | 406,474 | 2,679,861 |
| Net Assets - Beginning of Year | <u>928,040</u> | <u>18,195,279</u> |
| Net Assets - End of Year | <u>\$ 1,334,514</u> | <u>\$20,875,140</u> |

See accompanying notes to financial statements.

| <u>Permanently Restricted</u> | <u>2007 Total</u> |
|-----------------------------------|-----------------------|
| \$ - | \$ 393,538 |
| - | 19,860 |
| - | 19,430 |
| - | 6,913 |
| - | 8,220 |
| - | 5,590 |
| - | 7,515 |
| - | 13,459 |
| - | <u>8,045</u> |
| - | <u>482,570</u> |
| - | <u>5,065,088</u> |
| 12,406,810 | 15,493,145 |
| <u>41,795,827</u> | <u>60,919,146</u> |
| <u>\$54,202,637</u> | <u>\$76,412,291</u> |

UNIVERSITY OF NORTH TEXAS FOUNDATION, INC.

STATEMENTS OF ACTIVITIES
FOR THE YEARS ENDED DECEMBER 31, 2007 AND 2006

| | <u>Unrestricted</u> | <u>Temporarily Restricted</u> |
|---|---------------------|-----------------------------------|
| Revenues, Gains, and Other Support | | |
| Contributions | \$ 315 | \$ 3,133,053 |
| Life insurance premiums | - | - |
| Investment income | 37,638 | 730,539 |
| Internal management fee | 629,324 | - |
| Other income | 175 | 347,353 |
| Realized and unrealized gain (loss) on market value of investments | - | 4,847,219 |
| Actuarial gain (loss) on annuity obligations | - | - |
| Increase in cash value - life insurance | - | - |
| | <u>667,452</u> | <u>9,058,164</u> |
| Total Revenues, Gains, And Other Support | | |
| | <u>667,452</u> | <u>9,058,164</u> |
| Net Assets Released from Restrictions | 4,322,116 | (4,322,116) |
| Transfers/Changes in Donor Restrictions | 5,951 | (46,443) |
| | <u>4,328,067</u> | <u>(4,368,559)</u> |
| Total Net Assets Released From Restrictions | | |
| | <u>4,328,067</u> | <u>(4,368,559)</u> |
| Program Services | | |
| Internal management fee | 629,324 | - |
| Scholarships | 766,343 | - |
| Expense reimbursements | 26,006 | - |
| Services for programs | 267,355 | - |
| Distributions to UNT | 2,605,212 | - |
| Distributions to other Institutions | 17,150 | - |
| Life insurance premiums | 10,726 | - |
| | <u>4,322,116</u> | <u>-</u> |
| Total Program Services | | |
| | <u>4,322,116</u> | <u>-</u> |

See accompanying notes to financial statements.

| <u>Permanently Restricted</u> | <u>2006 Total</u> |
|-----------------------------------|-----------------------|
| \$ 5,778,472 | \$ 8,911,840 |
| 8,352 | 8,352 |
| - | 768,177 |
| - | 629,324 |
| 2,484 | 350,012 |
| 103,482 | 4,950,701 |
| (65,913) | (65,913) |
| <u>20,673</u> | <u>20,673</u> |
| <u>5,847,550</u> | <u>15,573,166</u> |
| - | - |
| <u>40,492</u> | <u>-</u> |
| <u>40,492</u> | <u>-</u> |
| - | 629,324 |
| - | 766,343 |
| - | 26,006 |
| - | 267,355 |
| - | 2,605,212 |
| - | 17,150 |
| - | <u>10,726</u> |
| - | <u>4,322,116</u> |

UNIVERSITY OF NORTH TEXAS FOUNDATION, INC.

STATEMENTS OF ACTIVITIES
FOR THE YEARS ENDED DECEMBER 31, 2007 AND 2006

| | <u>Unrestricted</u> | <u>Temporarily Restricted</u> |
|---------------------------------------|---------------------|-----------------------------------|
| Management and General Expenses | | |
| Salaries and benefits | \$ 363,127 | \$ - |
| Consulting fees | 37,693 | - |
| Professional services | 13,500 | - |
| Travel | 4,326 | - |
| Administrative | 7,557 | - |
| Bank and credit card charges | 5,173 | - |
| Office and computer equipment | 7,400 | - |
| Insurance | 10,420 | - |
| Professional development | <u>9,048</u> | <u>-</u> |
| Total Management and General Expenses | <u>458,244</u> | <u>-</u> |
| Total Program Services and Expenses | <u>4,780,360</u> | <u>-</u> |
| Change in Net Assets | 215,159 | 4,689,605 |
| Net Assets - Beginning of Year | <u>712,881</u> | <u>13,505,674</u> |
| Net Assets - End of Year | <u>\$ 928,040</u> | <u>\$18,195,279</u> |

See accompanying notes to financial statements.

| <u>Permanently Restricted</u> | <u>2006 Total</u> |
|-----------------------------------|-----------------------|
| \$ - | \$ 363,127 |
| - | 37,693 |
| - | 13,500 |
| - | 4,326 |
| - | 7,557 |
| - | 5,173 |
| - | 7,400 |
| - | 10,420 |
| - | <u>9,048</u> |
| - | <u>458,244</u> |
| - | <u>4,780,360</u> |
| 5,888,042 | 10,792,806 |
| <u>35,907,785</u> | <u>50,126,340</u> |
| <u>\$41,795,827</u> | <u>\$60,919,146</u> |

UNIVERSITY OF NORTH TEXAS FOUNDATION, INC.

STATEMENT OF CASH FLOWS
FOR THE YEARS ENDED DECEMBER 31, 2007 AND 2006

| | <u>2007</u> | <u>2006</u> |
|---|---------------------|---------------------|
| Cash Flows From Operating Activities | | |
| Change in net assets | \$15,493,145 | \$10,792,806 |
| Adjustments to reconcile change in net assets to net cash provided by Operating activities: | | |
| Realized and unrealized gain on market value of investments | (3,997,028) | (4,950,701) |
| (Increase)/Decrease in contributions and other receivables | 579,168 | (566,182) |
| Actuarial (gain)/loss on annuity obligations | 17,009 | 65,913 |
| (Increase) in cash value – life insurance | (2,296) | (20,672) |
| (Increase)/Decrease in prepaid expense | (4,337) | (67) |
| Increase/(Decrease) in accounts payable and accrued expenses | 11,762 | (33,423) |
| Increase/(Decrease) in agency funds | (27,428) | 114,360 |
| Increase/(Decrease) in annuity obligations | 76,416 | (75,755) |
| Noncash contributions | <u>(613,689)</u> | <u>(1,309,028)</u> |
| Net Cash Provided (Used) By Operating Activities | <u>11,532,722</u> | <u>4,017,251</u> |
| Cash Flows From Investing Activities | | |
| Proceeds from sale of investments | 21,465,027 | 43,130,860 |
| Purchases of investments | <u>(34,238,852)</u> | <u>(43,921,931)</u> |
| Net Cash Provided (Used) By Investing Activities | <u>(12,773,825)</u> | <u>(791,071)</u> |
| Net Increase (Decrease) in Cash and Cash Equivalents | (1,241,103) | 3,226,180 |
| Cash and Cash Equivalents- Beginning of Year | <u>5,937,407</u> | <u>2,711,227</u> |
| Cash and Cash Equivalents- End of Year | <u>\$ 4,696,304</u> | <u>\$ 5,937,407</u> |
| Supplemental Cash Flow Information: | | |
| Gifts of securities | \$ 613,689 | \$ 1,309,028 |
| Interest paid | - | - |
| Income taxes paid | - | - |

See accompanying notes to financial statements.

UNIVERSITY OF NORTH TEXAS FOUNDATION, INC.

NOTES TO FINANCIAL STATEMENTS FOR THE YEARS ENDED DECEMBER 31, 2007 AND 2006

NOTE 1 – PURPOSE AND SUMMARY OF SIGNIFICANT ACCOUNTING POLICIES

Purpose

The University of North Texas Foundation, Inc. (Foundation) is a nonprofit organization with the purpose of providing financial support to the University of North Texas. This purpose is accomplished by the Foundation receiving and managing donations (cash and non-cash) from individuals and organizations.

The Foundation is a nonprofit organization as described in Section 501(c)(3) of the Internal Revenue Code and is exempt from federal and state income taxes.

Basis of Presentation

The financial statements have been prepared on the accrual basis of accounting.

Contributions

Contributions are generally temporarily or permanently restricted by the donor to support specific programs within the University of North Texas. Unconditional promises to give are recorded as received. Contributions receivable due in the next year are recorded at their net realizable value. Contributions receivable due in subsequent years are recorded at the present value of their net realizable value, using interest rates applicable to the years in which the promises are received to discount the amounts. An allowance for uncollectible promises to give has been provided based on management's evaluation of contributions receivable at year end.

Contributions of cash and other assets are reported as temporarily restricted support if they are received with donor stipulations that limit the use of the donated assets.

Endowment contributions and investments are permanently restricted by the donor. Investment earnings available for distribution are recorded in temporarily restricted net assets because of program restrictions. The portion of the fair value of endowment funds which is below the endowment fund's historical cost is recorded as a reduction in unrestricted net assets.

Contributions of donated noncash assets are recorded at their fair values in the period received. Contributions of donated services that create or enhance nonfinancial assets or that require specialized skills, are provided by individuals possessing those skills, and would typically need to be purchased if not provided by donation, are recorded at their fair values in the period received.

Estimates

The preparation of financial statements in conformity with generally accepted accounting principles requires management to make estimates and assumptions that affect certain reported amounts and disclosures. Accordingly, actual results could differ from those estimates.

UNIVERSITY OF NORTH TEXAS FOUNDATION, INC.

NOTES TO FINANCIAL STATEMENTS
FOR THE YEARS ENDED DECEMBER 31, 2007 AND 2006

**NOTE 1 – PURPOSE AND SUMMARY OF SIGNIFICANT ACCOUNTS POLICIES
(Continued)**

Cash and Cash Equivalents

Cash equivalents consist of highly liquid investments with an initial maturity at the time of purchase of three months or less.

Investments

The Foundation carries investments in marketable securities and other common stocks with readily determinable fair values and all investments in debt securities at their fair values in the statements of financial position. Unrealized gains and losses are included in the change in net assets in the accompanying statements of activities.

Real Property

Real property consists of property that has been donated to the Foundation. The property is stated at the estimated fair value at the time of the donation.

Other Assets

Other assets consists of paintings donated to the Foundation and held for sale. The paintings are recorded at their fair value as of the date of the donation.

Agency Funds

Agency funds consist of resources held by the Foundation as an agent for resource providers and will be transferred to third-party recipients specified by the resource provider.

UNIVERSITY OF NORTH TEXAS FOUNDATION, INC.

NOTES TO FINANCIAL STATEMENTS
FOR THE YEARS ENDED DECEMBER 31, 2007 AND 2006

NOTE 2 – INVESTMENTS

Investment securities consisted of the following at December 31, 2007 and 2006:

| | <u>2007</u> | | <u>2006</u> | |
|---|---------------------|---------------------|---------------------|---------------------|
| | <u>Cost</u> | <u>Fair Value</u> | <u>Cost</u> | <u>Fair Value</u> |
| U.S. and International Stocks and Equity Mutual Funds | \$33,135,805 | \$35,548,769 | \$23,810,571 | \$27,042,887 |
| U.S. and International Fixed Income Securities and Mutual Funds | 17,888,781 | 19,169,318 | 12,220,984 | 12,418,800 |
| Real Estate Investment Trust Exchange Traded Funds | 2,572,711 | 2,493,537 | 2,501,041 | 2,877,031 |
| Natural Resource Exchange Traded Fund | 2,215,022 | 3,015,756 | 1,815,050 | 1,931,111 |
| Hedge Funds Mutual Funds | 6,271,782 | 7,274,114 | 4,502,431 | 4,684,456 |
| Non-Publicly Traded Common Stocks | <u>33,500</u> | <u>21,775</u> | <u>1,111,007</u> | <u>1,214,124</u> |
| | <u>\$62,117,601</u> | <u>\$67,523,269</u> | <u>\$45,961,084</u> | <u>\$50,168,409</u> |

The investment in non-publicly traded common stocks represent shares in companies that are not publicly traded or non-registered (restricted) shares of publicly traded companies.

Investment income consists of interest and dividends on investment securities and is shown net of investment fees and expenses.

UNIVERSITY OF NORTH TEXAS FOUNDATION, INC.

NOTES TO FINANCIAL STATEMENTS
FOR THE YEARS ENDED DECEMBER 31, 2007 AND 2006

NOTE 3 – CONTRIBUTIONS AND OTHER RECEIVABLES

Contributions and other receivables as of December 31, 2007 and 2006 are as follows:

| | <u>2007</u> | <u>2006</u> |
|--|------------------------|------------------------|
| Contributions receivable in less than one year | \$1,497,349 | \$1,817,921 |
| Contributions receivable in one to five years | 2,110,992 | 2,201,860 |
| Contributions receivable in six to ten years | 1,078,500 | 469,500 |
| Contributions receivable in over ten years | <u>29,000</u> | <u>63,000</u> |
| Total Contributions Receivables | 4,715,841 | 4,552,281 |
| Less allowance for uncollectible amounts | (363,408) | (382,274) |
| Less discounts to net present value | <u>(1,081,762)</u> | <u>(729,544)</u> |
| Net Contributions Receivable | 3,270,671 | 3,440,463 |
| Other amounts receivable | <u>101,555</u> | <u>510,931</u> |
| Total Contributions and Other Receivables | <u>\$3,372,226</u> | <u>\$3,951,394</u> |

NOTE 4 – UNRESTRICTED NET ASSETS

Unrestricted net assets at December 31, 2007 and 2006 include \$1,120,118 and \$621,329 respectively, which has been designated by the Foundation's Board of Directors as a reserve for future operations.

NOTE 5 – TEMPORARILY RESTRICTED NET ASSETS

Temporarily restricted net assets consist of contributions from donors who have specified certain programs or scholarships within the University of North Texas for use of the contributions. Temporarily restricted net assets also includes income from endowment funds that are available for distribution upon satisfaction of the specific program restriction stated in the endowment agreement.

UNIVERSITY OF NORTH TEXAS FOUNDATION, INC.

NOTES TO FINANCIAL STATEMENTS
FOR THE YEARS ENDED DECEMBER 31, 2007 AND 2006

NOTE 6 – PERMANENTLY RESTRICTED NET ASSETS

Net assets were permanently restricted for the following purposes at December 31, 2007 and 2006:

| | <u>2007</u> | <u>2006</u> |
|--|---------------------|---------------------|
| Endowments to support various programs, scholarships and other activities of the University of North Texas | \$53,870,059 | \$41,465,546 |
| Cash value of life insurance policies that will provide proceeds upon death of insured for endowments | <u>332,578</u> | <u>330,281</u> |
| Total | <u>\$54,202,637</u> | <u>\$41,795,827</u> |

NOTE 7 – REAL PROPERTY

Real property donated to the Foundation is recorded at fair value at the date of the donation. Real estate purchased by the Foundation is recorded at cost. Real property consists of the following at December 31, 2007 and 2006:

| | <u>Fair Value Recorded</u> | | <u>Current Fair Value</u> |
|---|----------------------------|------------------|-------------------------------|
| | <u>2007</u> | <u>2006</u> | |
| Mineral rights 1/4 undivided interest 34 acres – Loop 288 | \$ 12,860 | \$ 12,860 | Not Determined |
| | <u>98,875</u> | <u>98,875</u> | Not Determined |
| | <u>\$111,735</u> | <u>\$111,735</u> | |

NOTE 8 – LIFE INSURANCE POLICIES

Several endowments have been established which are to be funded or partially funded by life insurance policies for which the Foundation has been named owner and beneficiary. Premium payments made by the Foundation are reimbursed by the donors of the policies. As of December 31, 2007 and 2006, there were a total of 24 such policies with death benefits totaling \$1,687,906 and \$1,692,229 respectively, and cash values totaling \$332,578 and \$330,281 respectively.

NOTE 9 – INCOME TAX STATUS

The Foundation has received a letter of determination from the Internal Revenue Service advising that it qualifies as a non-profit corporation under Section 501(c)(3) of the Internal Revenue Code and, therefore, is not subject to income tax. The Foundation is not a private foundation within the meaning of section 509(a) of the Internal Revenue Code.

UNIVERSITY OF NORTH TEXAS FOUNDATION, INC.

NOTES TO FINANCIAL STATEMENTS
FOR THE YEARS ENDED DECEMBER 31, 2007 AND 2006

NOTE 10 – RETIREMENT PLAN

The Foundation sponsors a defined contribution retirement plan covering all full time employees of the Foundation. The Foundation contributes 8.5% of eligible employees' compensation to the plan, and employees are required to contribute a minimum of 6.65% of compensation to the plan. Employees may make voluntary contributions in addition to the required contribution, up to the limits prescribed by the Internal Revenue Code. The expense to the Foundation for retirement plan contributions for 2007 and 2006 were \$25,755 and \$22,811 respectively.

NOTE 11 – ASSETS HELD UNDER SPLIT INTEREST AGREEMENTS AND REFUNDABLE ADVANCES

The Foundation is the Trustee or Co-Trustee of various charitable remainder trusts and administers several gift annuity contracts. The agreements require annuity payments to the income beneficiaries for life, with the remaining assets of the trusts or agreements creating endowments upon the death of the income beneficiary. The annuity obligations are recorded at the present value of the expected future cash payments to the beneficiaries based on published life expectancy tables using a discount rate of eight percent.

Two trusts for which the Foundation serves as Trustee currently name the Foundation as the remainder beneficiary, however, the donors have retained the right to change the remainder beneficiary to other charitable organizations. As a result, the Foundation has recorded the assets held under these trusts as refundable advances.

The assets held under these agreements are included in the statement of financial position at fair value.

NOTE 12 – DEFERRED GIFTS

The Foundation has been advised by many donors of bequests and other deferred gifts to the Foundation to be made in the future. The total of such deferred gifts that the Foundation has been informed of is approximately \$98 million.

These deferred gifts do not meet the requirements of unconditional promises to give, therefore have not been recorded in the financial statements of the Foundation.

UNIVERSITY OF NORTH TEXAS FOUNDATION, INC.

**NOTES TO FINANCIAL STATEMENTS
FOR THE YEARS ENDED DECEMBER 31, 2007 AND 2006**

NOTE 13 – CONCENTRATIONS OF CREDIT RISK

The Foundation maintains cash balances at times in excess of \$100,000 in its depository bank, which are insured by the Federal Deposit Insurance Corporation up to \$100,000. The Foundation's depository bank, Wells Fargo Bank N.A., has pledged government backed securities with a par value of \$8,794,533 to secure Foundation deposits in excess of \$100,000. The pledged securities are held by a third-party safekeeping bank under a pledged collateral agreement. The market value of the pledged securities at December 31, 2007 was \$8,932,979. The total amount of checking account deposits with Wells Fargo Bank N.A. as of December 31, 2007 was \$100,008. In addition to the checking account balance, the Foundation had cash balances of \$3,775,059 at December 31, 2007 invested with Wells Fargo Bank N.A. under a fully collateralized repurchase agreement.

The Foundation also maintains short-term cash investments in money-market mutual funds, which are not insured.

UNAUDITED

UNIVERSITY OF NORTH TEXAS SYSTEM (794)
Notes to Schedule 1A - Combined Schedule of Expenditures of Federal Awards
For the Fiscal Year Ended August 31, 2008

Note 1: Nonmonetary Assistance

N/A

Note 2: Reconciliation

Below is a reconciliation of the total of federal pass-through and federal expenditures as reported on the Schedule of Federal Financial Assistance to the total of Federal revenues and federal grant pass-through revenues as reported in the general-purpose financial statements. Generally, federal funds are not earned until expended; therefore, federal revenues equal federal expenditures for the reporting period.

| | |
|--|-------------------|
| Federal Revenues - per Statement of Changes in Revenues, Expenses and Net Assets | |
| Federal Grants and Contracts | \$ 58,956,532.79 |
| Federal Pass-Through Grants from Other State Agencies/Universities | 2,363,508.53 |
| Subtotal | \$ 61,320,041.32 |
| Reconciling Items: | |
| New Loans Processed: | |
| Disadvantaged Student Loans | \$ 7,500.00 |
| Federal Perkins Loan Program | 482,462.00 |
| Federal Family Education Loans | 156,744,998.58 |
| Total Pass - Through & Expenditures per Federal Schedule | \$ 218,555,001.90 |

Note 3a: Student Loans Processed and Administrative Costs Recovered

| Federal Grantor/ CFDA Number/Program Name | New Loans Processed | Admin. Costs Recovered | Total Loans Processed & Admin Costs Recovered | Ending Balances of Previous Year's Loans |
|--|--------------------------|---------------------------|--|--|
| <i>U.S. Dept. of Health and Human Services</i> | | | | |
| 93.342 Health Professions/Disadvantaged Student Lo | \$ 7,500.00 | \$ - | \$ 7,500.00 | \$ 415,117.53 |
| <i>Total U.S. Dept. of Health and Human Services</i> | \$ 7,500.00 | \$ - | \$ 7,500.00 | \$ 415,117.53 |
| <i>U.S. Department of Education</i> | | | | |
| 84.032 Federal Family Education Loans | \$ 156,744,998.58 | \$ - | \$ 156,744,998.58 | \$ - |
| 84.038 Federal Perkins Loan Program | 482,462.00 | - | 482,462.00 | 5,445,854.67 |
| <i>Total U.S. Department of Education</i> | 157,227,460.58 | - | 157,227,460.58 | 5,445,854.67 |
| TOTAL LOANS AND RECOVERIES | \$ 157,234,960.58 | \$ - | \$ 157,234,960.58 | \$ 5,860,972.20 |

The University of North Texas' general ledger reporting, billing and receiving, and some aspects of collections of the Perkins Loan program are outsourced to Campus Partners. Promissory note generation, final collections efforts, forbearance and deferment decisions are performed by UNT Financial Aid.

Note 3b: Federally Funded Loans Processed and Administrative Cost Recovered

N/A

Note 4: Depository Libraries for Government Publications

The University of North Texas participates as a depository library in the Government Printing Office's Depository Libraries for Government Publications Program, CFDA #40.001. The university is the legal custodian of government publications, which remain the property of the federal government. The publications are not assigned a value by the Government Printing Office.

Note 5: Unemployment Insurance Funds

N/A (Agency 320 only)

Note 6: Rebates from the Special Supplemental Food Program for Women, Infant and Children (WIC)

N/A (Agency 537 only)

Note 7: Deferred Federal Revenue

The University of North Texas does not report any Federal Deferred Revenue

UNAUDITED

UNIVERSITY OF NORTH TEXAS SYSTEM (794)
Schedule 1B - Combined Schedule of State Grant Pass-Throughs From/To State Agencies
For the Fiscal Year Ended August 31, 2008

Pass-Through From: State Agencies
To University of North Texas (752)

| | | |
|--|----|--------------|
| Texas Comptroller of Public Accounts (Agency 304) | | |
| Fiscal Effectiveness of the Film Incentive Program in the State | \$ | 2,061.59 |
| Texas Dept. of State Health Services (Agency 537) | | |
| Texas Teratogen Information Service | | 70,813.46 |
| Texas Water Board (Agency 580) | | |
| Survey of Distribution and Habitat Requirements of Freshwater Mussels on the Sabine and Brazos Rivers | | 10,012.00 |
| Texas Education Agency (Agency 701) | | - |
| Texas Academy of Math and Science | | 1,708,590.00 |
| Texas High School INIT Pilot Principle | | 47,508.15 |
| University of Texas - Arlington (Agency 714) | | - |
| Implantable Wireless Oxygen/Pressure Sensor | | 12,188.46 |
| Texas Higher Education Coordinating Board (Agency 781) | | |
| Texas Grant Program | | 7,886,835.00 |
| Advanced Research Program | | 925,669.34 |
| Texas College Work Study Program | | 153,029.85 |
| 5th Year Accounting Scholarship | | 13,013.00 |
| Family Practice Residency | | 88,858.00 |
| Work Study Mentorship Program | | 99,000.00 |
| Texas Department of Public Safety (Agency 405) | | 825,000.00 |
| Office of the Governor (Agency 300) | | 775,000.00 |

| | | |
|--|----|---------------|
| Total Pass-Through From Other Agencies | \$ | 12,617,578.85 |
| (Statement of Revenues, Expenses, and Changes in Net Assets) | | |

Pass-Through To:
N/A

UNAUDITED

UNIVERSITY OF NORTH TEXAS SYSTEM (794)
Schedule 2A - Combined Miscellaneous Bond Information
For the Fiscal Year Ended August 31, 2008

| Description of Issue | Bonds Issued to Date | Range of Interest Rates | Terms of Variable Interest Rates | Scheduled Maturities | | First Call Date |
|--|----------------------------|----------------------------|---|-------------------------|--------------|-----------------------|
| | | | | First Year | Last Year | |
| Consolidated University Revenue Bonds, Series 1994 | \$ 10,000,000.00 | 4.00% - 7.00% | N/A | 1995 | 2014 | 04/15/04 |
| RFS Bonds, Series 1999 | 32,540,000.00 | 4.25% - 5.40% | N/A | 1999 | 2019 | 04/15/09 |
| RFS Refunding and Improvement Bonds, Series 1999A | 15,535,000.00 | 5.00% - 5.75% | N/A | 2000 | 2019 | 04/15/09 |
| RFS Bonds, Series 2001 | 33,860,000.00 | 4.00% - 5.50% | N/A | 2002 | 2024 | 04/15/12 |
| RFS Bonds, Series 2002 | 63,470,000.00 | 2.00% - 5.00% | N/A | 2003 | 2022 | 04/15/12 |
| RFS Bonds, Series 2002A | 9,500,000.00 | 4.00% - 5.00% | N/A | 2004 | 2022 | 04/15/12 |
| RFS Bonds, Series 2003 | 31,180,000.00 | 3.00% - 5.00% | N/A | 2005 | 2034 | 04/15/13 |
| RFS Refunding Bonds, Series 2003A | 6,185,000.00 | 5.375% - 5.500% | N/A | 2003 | 2017 | 04/15/13 |
| RFS Bonds, Taxable Series 2003B | 4,980,000.00 | 2.50% - 6.20% | N/A | 2003 | 2034 | 04/15/13 |
| RFS Refunding and Improvement Bonds, Series 2005 | 76,795,000.00 | 3.25% - 5.25% | N/A | 2006 | 2025 | 04/15/15 |
| RFS Bonds, Series 2007 | 56,050,000.00 | 4.00% - 5.00% | N/A | 2008 | 2036 | 04/15/16 |
| Total | \$ 340,095,000.00 | | | | | |

*RFS - Revenue Financing System

UNAUDITED

UNIVERSITY OF NORTH TEXAS SYSTEM (794)
Schedule 2B - Combined Changes in Bonded Indebtedness
For the Fiscal Year Ended August 31, 2008

| <u>Description of Issue</u> | <u>Bonds Outstanding 9/1/2007</u> | <u>Bonds Issued</u> | <u>Bonds Matured or Retired</u> | <u>Bonds Refunded or Extinguished</u> | <u>Bonds Outstanding 8/31/2008</u> | <u>Amounts Due Within One Year</u> |
|---|---|-------------------------|---|---|--|--|
| Consolidated University Revenue Bonds, Series 1994 | \$ 2,295,000.00 | \$ - | \$ - | \$ - | \$ 2,295,000.00 | \$ - |
| RFS Bonds, Series 1999 | 2,800,000.00 | - | 1,365,000.00 | - | 1,435,000.00 | 1,435,000.00 |
| RFS Refunding and Improvement Bonds, Series 1999A | 5,675,000.00 | - | 1,020,000.00 | - | 4,655,000.00 | 1,070,000.00 |
| RFS Bonds, Series 2001 | 31,420,000.00 | - | 920,000.00 | - | 30,500,000.00 | 1,030,000.00 |
| RFS Bonds, Series 2002 | 51,165,000.00 | - | 2,525,000.00 | - | 48,640,000.00 | 2,605,000.00 |
| RFS Bonds, Series 2002A | 8,265,000.00 | - | 400,000.00 | - | 7,865,000.00 | 415,000.00 |
| RFS Bonds, Series 2003 | 29,420,000.00 | - | 620,000.00 | - | 28,800,000.00 | 640,000.00 |
| RFS Refunding Bonds, Series 2003A | 6,185,000.00 | - | - | - | 6,185,000.00 | - |
| RFS Bonds, Taxable Series 2003B | 4,880,000.00 | - | 35,000.00 | - | 4,845,000.00 | 35,000.00 |
| RFS Refunding and Improvement Bonds, Series 2005 | 70,470,000.00 | - | 2,740,000.00 | - | 67,730,000.00 | 2,835,000.00 |
| RFS Bonds, Series 2007 | 56,050,000.00 | - | 985,000.00 | - | 55,065,000.00 | 1,025,000.00 |
| Total | <u>\$ 268,625,000.00</u> | <u>\$ -</u> | <u>\$ 10,610,000.00</u> | <u>\$ -</u> | <u>\$ 258,015,000.00</u> | <u>\$ 11,090,000.00</u> |

*

Footnotes:

* Bond premiums, discounts and issuance costs were not individually greater than 5% of the par value of the bond issue; therefore, they are not capitalized and amortized over the life of the bonds. They were expensed at the time of the bond issue.

Bonds Payable per Statement of Net Assets

\$ 258,015,000.00

UNAUDITED

UNIVERSITY OF NORTH TEXAS SYSTEM (794)
Schedule 2C - Combined Debt Service Requirements
For the Fiscal Year Ended August 31, 2008

| <u>Description of Issue</u> | <u>Year</u> | <u>Principal</u> | <u>Interest</u> |
|--|--------------|----------------------|----------------------|
| Revenue Bonds | | | |
| Consolidated University Revenue Bonds, Series 1994 | 2009 | \$ - | \$ 91,800.00 |
| | 2010 | - | 91,800.00 |
| | 2011 | - | 91,800.00 |
| | 2012 | 725,000.00 | 91,800.00 |
| | 2013 | 765,000.00 | 62,800.00 |
| | 2014 | 805,000.00 | 32,200.00 |
| | | <u>2,295,000.00</u> | <u>462,200.00</u> |
| RFS Bonds, Series 1999 | 2009 | 1,435,000.00 | 75,337.50 |
| | | <u>1,435,000.00</u> | <u>75,337.50</u> |
| RFS Refunding and Improvement Bonds, Series 1999A | 2009 | 1,070,000.00 | 244,893.74 |
| | 2010 | 425,000.00 | 191,393.74 |
| | 2011 | 445,000.00 | 170,143.75 |
| | 2012 | 465,000.00 | 147,337.50 |
| | 2013 | 495,000.00 | 122,925.00 |
| | 2014-2018 | 1,480,000.00 | 298,087.50 |
| 2019-2021 | 275,000.00 | 15,812.50 | |
| | | <u>4,655,000.00</u> | <u>1,190,593.73</u> |
| RFS Bonds, Series 2001 | 2009 | 1,030,000.00 | 1,589,925.00 |
| | 2010 | 1,155,000.00 | 1,538,425.00 |
| | 2011 | 1,280,000.00 | 1,480,675.00 |
| | 2012 | 1,420,000.00 | 1,416,675.00 |
| | 2013 | 1,565,000.00 | 1,345,675.00 |
| | 2014-2018 | 9,255,000.00 | 5,334,125.00 |
| | 2019-2023 | 12,015,000.00 | 2,567,825.00 |
| | 2024 | 2,780,000.00 | 139,000.00 |
| | | <u>30,500,000.00</u> | <u>15,412,325.00</u> |
| RFS Bonds, Series 2002 | 2009 | 2,605,000.00 | 2,249,775.02 |
| | 2010 | 2,700,000.00 | 2,158,600.02 |
| | 2011 | 2,800,000.00 | 2,060,725.02 |
| | 2012 | 2,905,000.00 | 1,952,225.02 |
| | 2013 | 3,020,000.00 | 1,836,025.02 |
| | 2014-2018 | 17,360,000.00 | 6,924,625.10 |
| | 2019-2022 | 17,250,000.00 | 2,187,475.04 |
| | | <u>48,640,000.00</u> | <u>19,369,450.24</u> |
| RFS Bonds, Series 2002A | 2009 | 415,000.00 | 356,793.76 |
| | 2010 | 435,000.00 | 340,193.76 |
| | 2011 | 455,000.00 | 322,793.76 |
| | 2012 | 475,000.00 | 304,593.76 |
| | 2013 | 495,000.00 | 285,593.76 |
| | 2014-2018 | 2,815,000.00 | 1,094,562.50 |
| 2019-2022 | 2,775,000.00 | 355,250.00 | |
| | | <u>7,865,000.00</u> | <u>3,059,781.30</u> |

UNAUDITED

| <u>Description of Issue</u> | <u>Year</u> | <u>Principal</u> | <u>Interest</u> | |
|--|-----------------------------------|--------------------------|----------------------------|----------------------|
| Revenue Bonds | | | | |
| RFS Bonds, Series 2003 | 2009 | 640,000.00 | 1,317,402.50 | |
| | 2010 | 660,000.00 | 1,298,202.50 | |
| | 2011 | 680,000.00 | 1,275,102.50 | |
| | 2012 | 705,000.00 | 1,251,302.50 | |
| | 2013 | 730,000.00 | 1,226,627.50 | |
| | 2014-2018 | 4,100,000.00 | 5,688,518.78 | |
| | 2019-2023 | 5,030,000.00 | 4,757,900.00 | |
| | 2024-2028 | 6,320,000.00 | 3,462,500.00 | |
| | 2029-2033 | 8,070,000.00 | 1,716,000.00 | |
| | 2034 | <u>1,865,000.00</u> | <u>93,250.00</u> | |
| | | | <u>28,800,000.00</u> | <u>22,086,806.28</u> |
| | RFS Refunding Bonds, Series 2003A | 2009 | - | 337,912.50 |
| 2010 | | - | 337,912.50 | |
| 2011 | | - | 337,912.50 | |
| 2012 | | - | 337,912.50 | |
| 2013 | | - | 337,912.50 | |
| 2014-2017 | | <u>6,185,000.00</u> | <u>1,039,925.00</u> | |
| | | <u>6,185,000.00</u> | <u>2,729,487.50</u> | |
| RFS Bonds, Taxable Series 2003B | 2009 | 35,000.00 | 290,942.50 | |
| | 2010 | 75,000.00 | 289,455.00 | |
| | 2011 | 75,000.00 | 286,005.00 | |
| | 2012 | 80,000.00 | 282,180.00 | |
| | 2013 | 85,000.00 | 278,100.00 | |
| | 2014-2018 | 610,000.00 | 1,306,668.76 | |
| | 2019-2023 | 850,000.00 | 1,099,662.50 | |
| | 2024-2028 | 1,135,000.00 | 806,710.00 | |
| | 2029-2033 | 1,535,000.00 | 410,130.00 | |
| | 2034 | <u>365,000.00</u> | <u>22,630.00</u> | |
| | | <u>4,845,000.00</u> | <u>5,072,483.76</u> | |
| RFS Refunding and Improvement Bonds, Series 2005 | 2009 | 2,835,000.00 | 3,288,875.00 | |
| | 2010 | 5,145,000.00 | 3,189,650.00 | |
| | 2011 | 5,385,000.00 | 2,958,125.00 | |
| | 2012 | 4,970,000.00 | 2,675,412.50 | |
| | 2013 | 5,225,000.00 | 2,426,912.50 | |
| | 2014-2018 | 23,830,000.00 | 8,474,737.50 | |
| | 2019-2023 | 14,680,000.00 | 3,252,800.00 | |
| | 2024-2025 | <u>5,660,000.00</u> | <u>384,750.00</u> | |
| | | | <u>67,730,000.00</u> | <u>26,651,262.50</u> |
| RFS Bonds, Series 2007 | 2009 | 1,025,000.00 | 2,552,362.50 | |
| | 2010 | 1,065,000.00 | 2,511,362.50 | |
| | 2011 | 1,115,000.00 | 2,468,762.50 | |
| | 2012 | 1,155,000.00 | 2,424,162.50 | |
| | 2013 | 1,200,000.00 | 2,377,962.50 | |
| | 2014-2018 | 6,790,000.00 | 11,096,362.50 | |
| | 2019-2023 | 8,440,000.00 | 9,456,525.00 | |
| | 2024-2028 | 10,745,000.00 | 7,153,750.00 | |
| | 2029-2033 | 13,690,000.00 | 4,200,350.00 | |
| | 2034-2036 | <u>9,840,000.00</u> | <u>898,650.00</u> | |
| | | | <u>55,065,000.00</u> | <u>45,140,250.00</u> |
| Less Accretion: | | - | - | |
| Total: | | <u>\$ 258,015,000.00</u> | <u>\$ 141,249,977.81</u> * | |

* In accordance with the State Comptroller's reporting requirements, the interest amounts on this schedule represent interest per the bonds amortization schedules rather than interest on a full accrual basis.

UNAUDITED

UNIVERSITY OF NORTH TEXAS SYSTEM (794)
Schedule 2D - Analysis of Funds Available for Debt Service
For the Fiscal Year Ended August 31, 2008

| <u>Description of Issue</u> | <u>Pledged and other Sources and Related Expenditures for FY 2008</u> | | | |
|---|---|--|-------------------------|-------------------------|
| | <u>Total Pledged and Other Sources</u> | <u>Operating Expenses/ Expenditures & Capital Outlay</u> | <u>Debt Service</u> | |
| | | | <u>Principal</u> | <u>Interest*</u> |
| Consolidated University Revenue Bonds, Series 1994 | \$ 136,134,094.19 | \$ 29,882,986.29 | \$ - | \$ 91,800.00 |
| Revenue Financing System Bonds, Series '99, '99A, '01, '02, '02A, '03, '03A, '03B, '05 & '07 | 301,046,862.85 | 976,689.56 | 10,610,000.00 | 12,719,138.78 |
| Total | <u>\$ 437,180,957.04</u> | <u>\$ 30,859,675.85</u> | <u>\$ 10,610,000.00</u> | <u>\$ 12,810,938.78</u> |

* In accordance with the State Comptroller's reporting requirements, the interest amounts on this schedule represent interest per the bonds amortization schedules rather than interest on a full accrual basis.

** UNT Cons Univ Rev Bonds, Ser'94 (Curr '94) were issued prior to the creation of the Revenue Financing System (RFS) and are classified as Prior Encumbered Obligations under the current RFS Master Resolution. Pledged revenues for the Curr '94 bonds consist of those fees in effect at the time the bonds were issued.

Pledged revenues for the RFS Parity Obligations include all revenues, funds and balances lawfully available and derived from or attributable to any participant of the Revenue Financing System, subject to the lien on the pledged revenues securing Prior Encumbered Obligations.

UNAUDITED

UNIVERSITY OF NORTH TEXAS SYSTEM (794)
Schedule 2E - Combined Defeased Bonds Outstanding
For the Fiscal Year Ended August 31, 2008

| <u>Description of Issue</u> | <u>Year Refunded</u> | <u>Par Value Outstanding</u> |
|---|--------------------------|----------------------------------|
| RFS Bonds, Series 1999 | 2005 | \$ 19,280,000.00 |
| RFS Refunding and Improvement Bonds, Series 1999A | 2005 | <u>5,975,000.00</u> |
| | | <u>\$ 25,255,000.00</u> |

UNAUDITED

UNIVERSITY OF NORTH TEXAS SYSTEM (794)
Schedule 2F - Combined Early Extinguishment and Refunding
For the Fiscal Year Ended August 31, 2008

| <u>Description of Issue</u> | <u>Category</u> | <u>Amount Extinguished or Refunded</u> | <u>For Refunding Only</u> | | |
|-----------------------------|-----------------|--|--|--|------------------------------------|
| | | | <u>Refunding Issue Par Value</u> | <u>Cash Flow Increase (Decrease)</u> | <u>Economic Gain/ Loss</u> |
| | | \$ - | \$ - | \$ - | \$ - |
| | | <u> </u> | <u> </u> | <u> </u> | <u> </u> |
| Total | | <u>\$ -</u> | <u>\$ -</u> | <u>\$ -</u> | <u>\$ -</u> |

UNAUDITED

UNIVERSITY OF NORTH TEXAS SYSTEM (794)
Schedule 3 - Combined Reconciliation of Cash in State Treasury
For the Fiscal Year Ended August 31, 2008

| <u>Cash in State Treasury</u> | <u>Unrestricted</u> | <u>Restricted</u> | <u>Current Year Total</u> |
|---|-------------------------|-------------------|-------------------------------|
| Local Revenue Fund 0258 | \$ 15,751,455.33 | \$ - | \$ 15,751,455.33 |
| Local Revenue Fund 0280 | 2,773,165.66 | - | 2,773,165.66 |
| Local Revenue Fund 0819 | 432,388.02 | - | 432,388.02 |
| Total Cash in State Treasury (Statement of Net Assets) | \$ 18,957,009.01 | \$ - | \$ 18,957,009.01 |