



**UNT DALLAS**  
CAMPUS

# UNT System Board of Regents

November 15, 2007



## Update

- Texas Public Universities Enrollment Increases
- Enrollment History
- Fall 2007 Student Enrollment by Ethnicity
- Fall 2007 Actual Enrollment vs. Projection
- Enrollment Projections Fall 2008-2010 (High Growth)
- Summary Analysis of Fall 2007 Enrollment
- Faculty Ethnicity
- Staff Ethnicity
- Faculty/Staff Ethnicity
- Data by Academic Year
- Major Goals and Objectives 2007-2008
- Transitional Organizational Chart





## Texas Public Universities Enrollment Increases Fall 2007

University Name	Fall 2006	Fall 2007	% Change
Angelo State University	6,211	6,224	0.21
Lamar University	9,867	9,944	0.78
Midwestern State University	5,945	6,021	1.28
Prairie View A&M University	8,006	8,255	3.11
Sam Houston State University	15,893	16,455	3.54
Stephen F. Austin State University	11,633	11,607	-0.22
Sul Ross State University	1,829	1,849	1.09
Sul Ross State University Rio Grande College	948	969	2.22
Tarleton State University	9,464	9,467	0.03
Texas A&M International University	4,917	5,301	7.81
Texas A&M University	45,380	46,637	2.77
Texas A&M University at Galveston	1,553	1,614	3.93
Texas A&M University-Commerce	8,496	9,046	6.47
Texas A&M University-Corpus Christi	8,585	8,698	1.32
Texas A&M University-Kingsville	6,700	6,552	-2.21
Texas A&M University-Texarkana	1,625	1,605	-1.23
Texas Southern University	11,224	10,065	-10.33
Texas State University - San Marcos	27,485	28,132	2.35
Texas Tech University	27,996	28,408	1.47

Source: Texas Higher Education Coordinating Board Fall 2007 Enrollment New Release



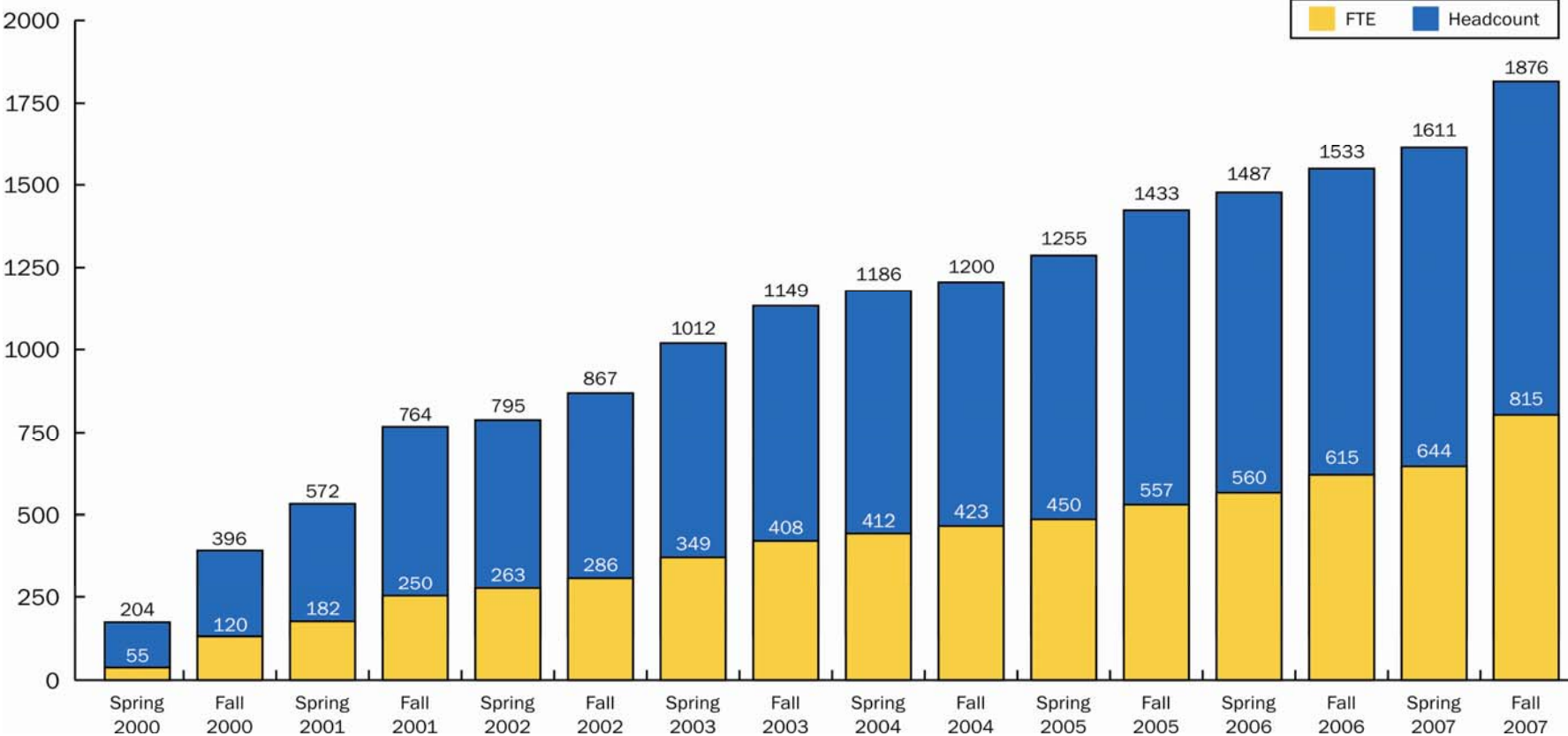
## Texas Public Universities Enrollment Increases Fall 2007

University Name	Fall 2006	Fall 2007	% Change
Texas Woman's University	11,479	11,846	3.20
The University of Texas at Arlington	24,825	25,169	1.39
The University of Texas at Austin	49,697	50,201	1.01
The University of Texas at Brownsville	4,917	5,585	13.59
The University of Texas at Dallas	14,523	14,542	0.13
The University of Texas at El Paso	19,842	20,154	1.57
The University of Texas-Pan American	17,337	17,435	0.57
The University of Texas of the Permian Basin	3,462	3,592	3.76
The University of Texas at San Antonio	28,379	28,534	0.55
The University of Texas at Tyler	5,926	6,152	3.81
University of Houston	34,334	34,540	0.60
University of Houston-Clear Lake	7,706	7,532	-2.26
University of Houston-Downtown	11,449	11,793	3.00
University of Houston-Victoria	2,652	2,785	5.02
University of North Texas	33,443	34,268	2.47
West Texas A&M University	7,412	7,508	1.30
<b>TOTALS</b>	<b>491,140</b>	<b>498,485</b>	<b>1.50</b>

Source: Texas Higher Education Coordinating Board Fall 2007 Enrollment New Release

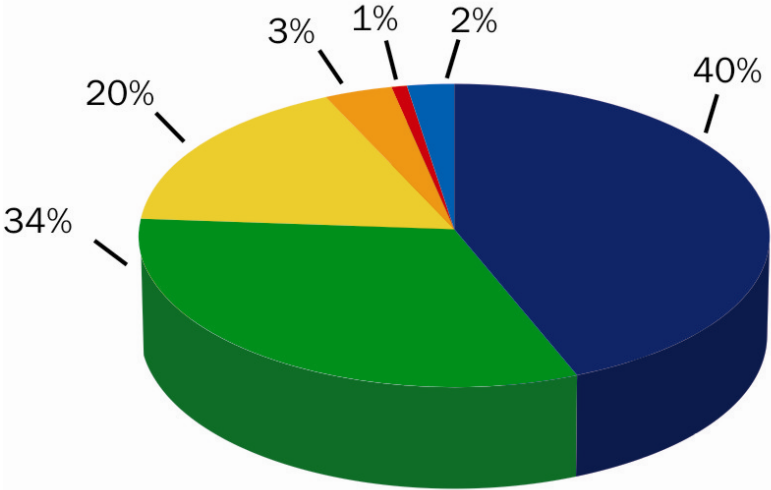


# Enrollment History



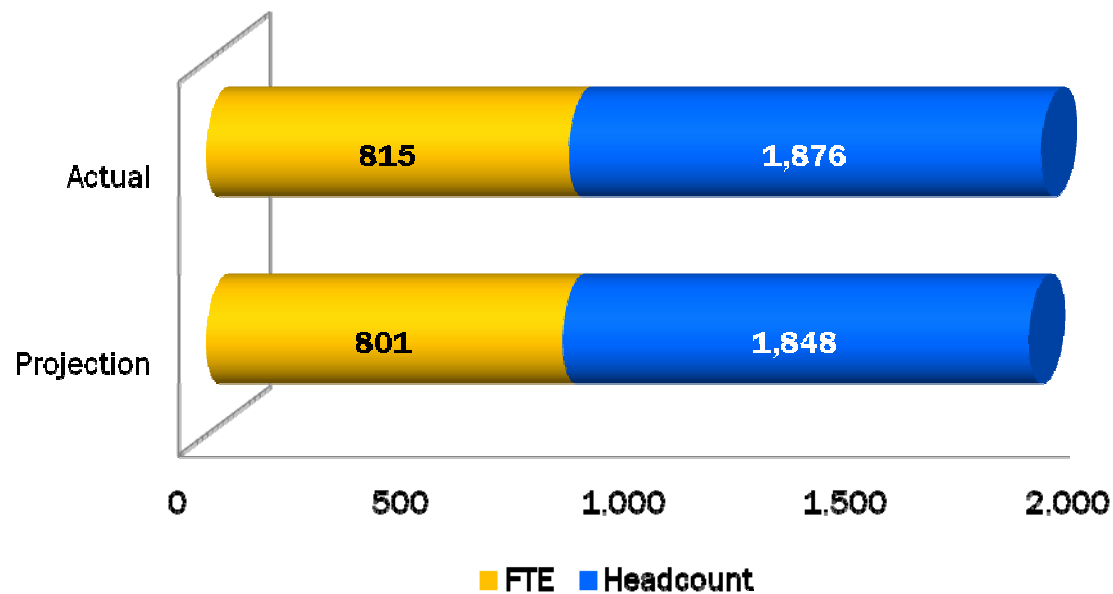


# Student Enrollment Fall 2007 (by Ethnicity)

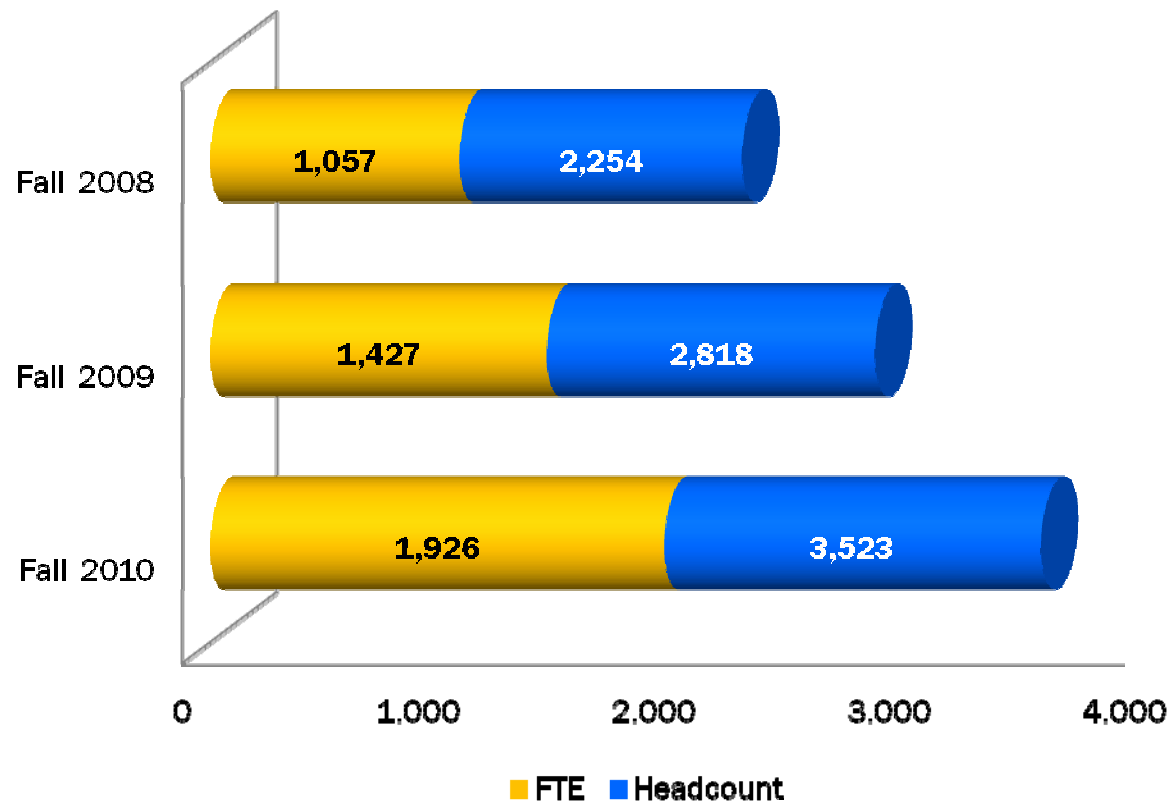


## Enrollment Comparison Fall 2007

- The actual FTE is 2% over the projection.
- The actual Headcount is 2% over the projection.



# Enrollment Projections Fall 2008 - 2010





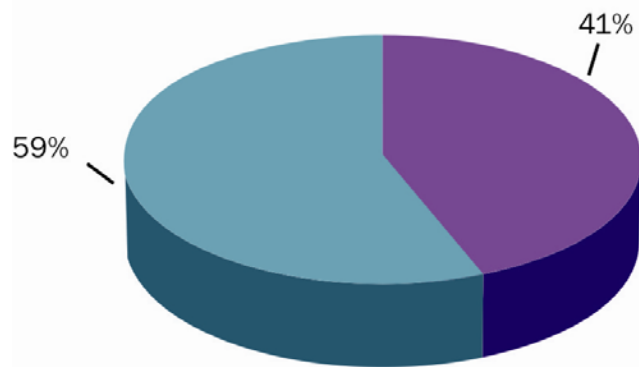
## Summary Analysis of Fall 2007 Enrollment

Item	Fall 2007	Fall 2006	Increase <Decrease>	Percentage
Headcount	1,876	1,533	343	22.4%
FTE	815	615	200	32.4%
SCH – Undergraduate	9,019	7,470	1,549	20.7%
SCH – Masters	2,421	1,351	1,070	79.2%
SCH – Doctoral	102	39	63	161.5%
Continuing Students	1,308	1,145	163	14.2%
New Graduate Students	265	87	178	204.6%
New Undergraduate Students	300	295	5	1.7%
Course Sections	197	154	43	27.9%
Enrolled Hours	7.4	7.0	0.4	5.7%



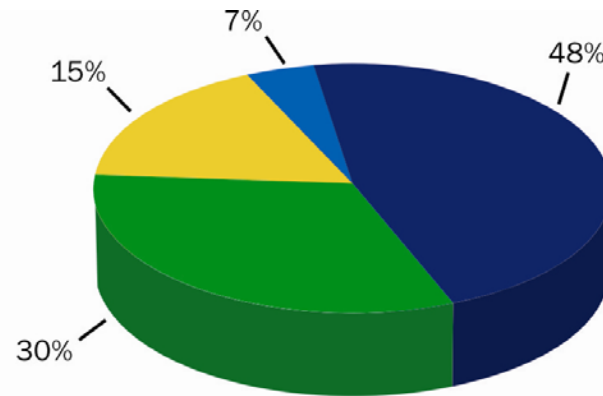
# Faculty Statistics Fall 2007

**Gender**



- Female (59%)
- Male (41%)

**Ethnicity**

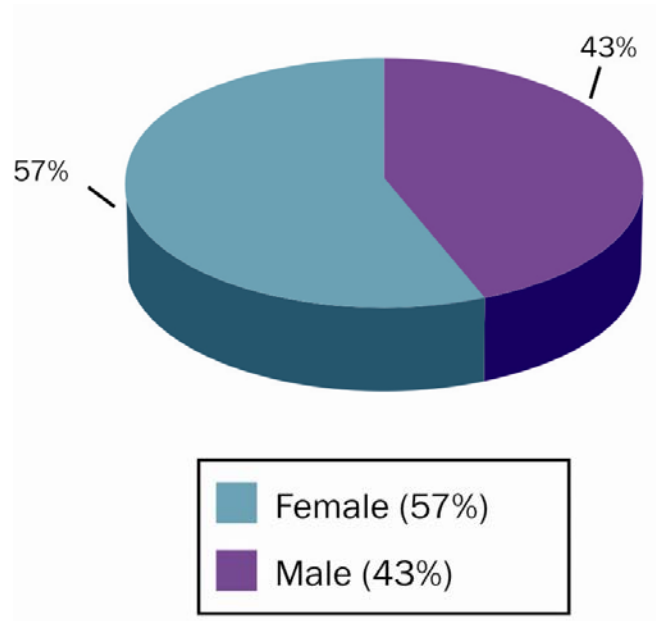


- White (48%)
- African American (30%)
- Hispanic (15%)
- Asian (0%)
- Native American (0%)
- Other (7%)

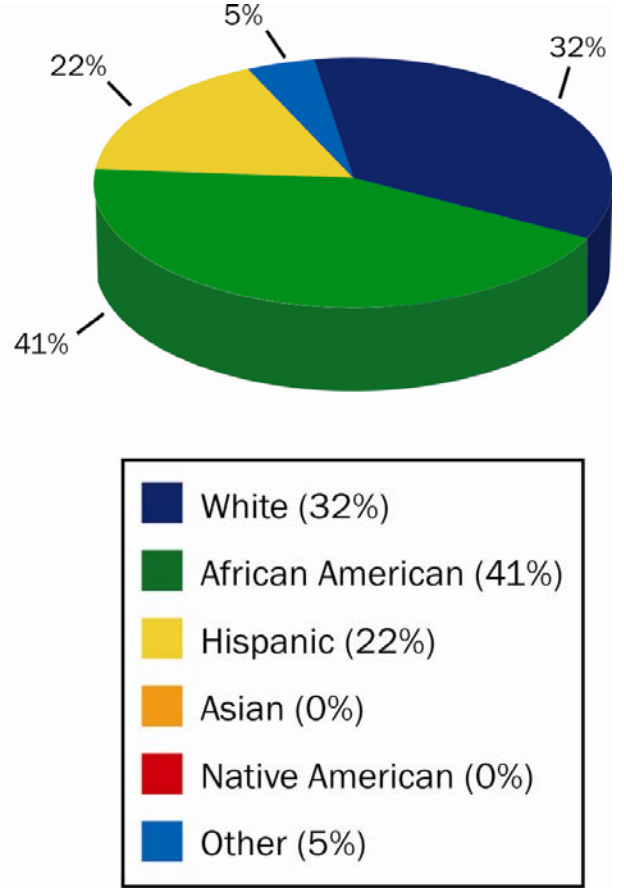


# Staff Statistics Fall 2007

**Gender**



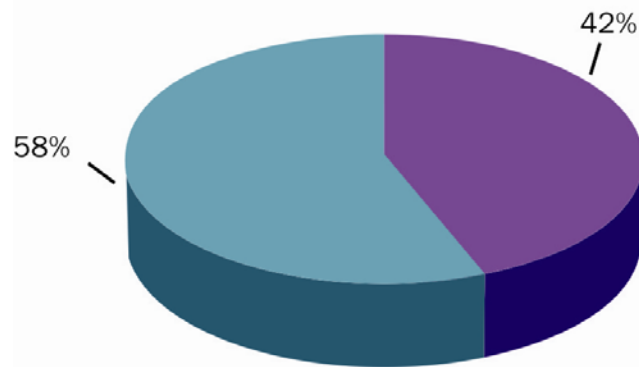
**Ethnicity**







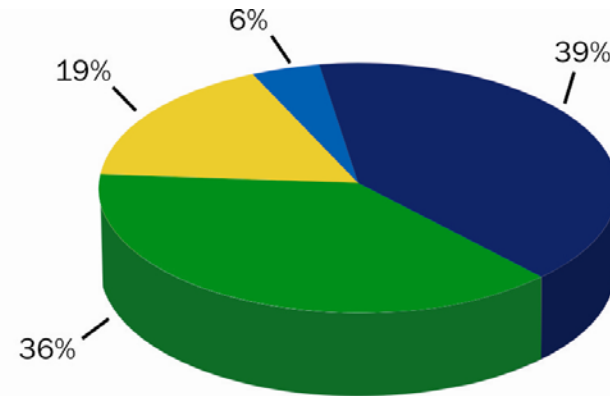
# Faculty and Staff Statistics Fall 2007







**Gender**



	Female (58%)
	Male (42%)

**Ethnicity**

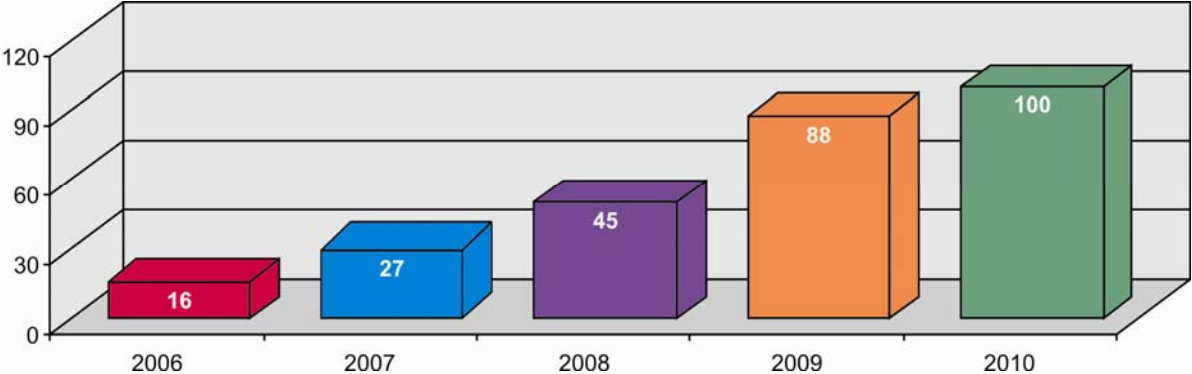


	White (39%)
	African American (36%)
	Hispanic (19%)
	Asian (0%)
	Native American (0%)
	Other (6%)

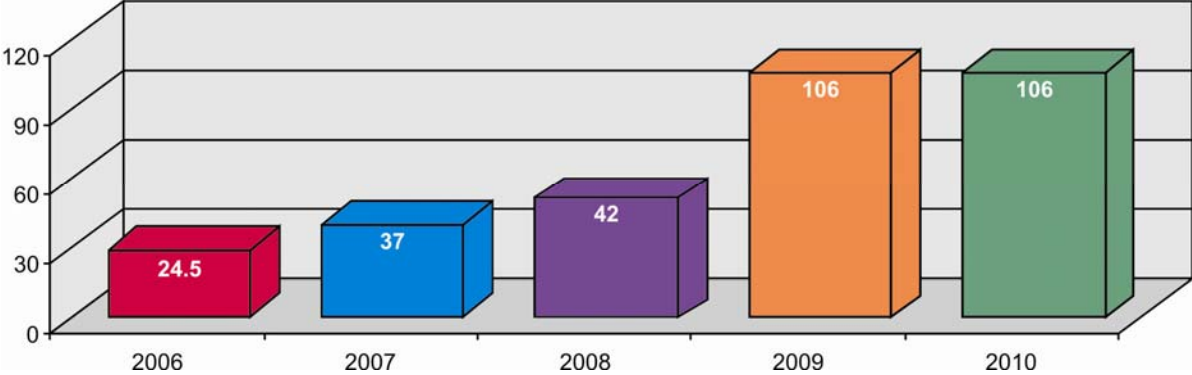


# Data by Academic Year

### FTE Faculty



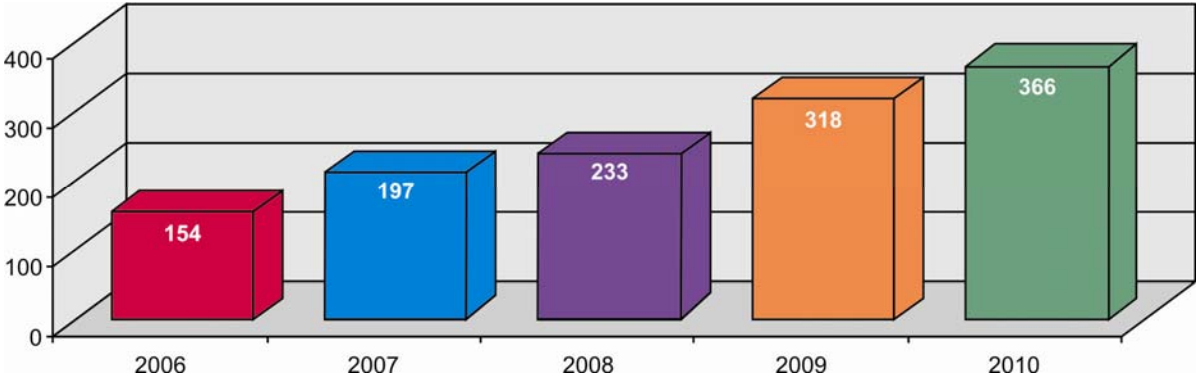
### No. of Staff





# Data by Academic Year

### Course Sections





## 2007-2008 Major Goals and Objectives

1. Achieve an enrollment goal of **2,254 students in headcount and 1,057** students in full-time equivalents for the 2008 Fall Semester.
2. Develop a faculty hiring allocation plan and hire **15 new faculty** positions for the Campus for the 2008-2009 academic year. This will increase the total faculty for the Dallas Campus to 45.
3. Appoint **Curriculum Cluster Advisory Groups by November 1, 2007** to assist and advise the faculty in developing degree programs niches for all degree programs in the five curriculum clusters that will be offered by UNT Dallas.
4. Develop a **24 month Communications Plan** covering the period September 1, 2007 through August 31, 2009 that highlights each activity in the development of the opening of UNT at Dallas.
5. Develop a **legislative strategy** for receiving **transitional funding** to open the University of North Texas at Dallas.
6. Hold **public forums** to provide feedback to the proposed **UNT Dallas Core Curriculum and Admission and Retention** Requirements.



## 2007-2008 Major Goals and Objectives

7. Hire an **Executive Director of Development** who will be charged with the development of a fundraising casebook, development of a five year Advancement Plan for UNT Dallas, and raising at least \$750,000 in scholarship funds to support the 2008-2009 enrollment goals for the Campus.
8. Finalize by February 2008 and implement the **UNT Dallas Transition Plan** that outlines the details of transforming the organizational structure of the Campus to the proposed organizational structure for UNT Dallas.
9. Work with the Chancellor and Vice Chancellor for Governmental Relations to develop a **regional agenda** for the University of North Texas System that will include Dallas Campus components for a research center, a second and third building for the campus, student serving initiatives for off-campus offerings, an early college high school, and expansion of graduate cohort programs.





## 2007-2008 Major Goals and Objectives

10. Identify and visit a **peer institution for benchmarking**. Issue a Request for Proposal to hire a consultant to do a study on the projected economic impact of the creation of UNT Dallas on the Dallas/Fort Worth region. Develop a marketing and promotion power point presentation based on the economic impact study.

# Transitional Organizational Chart 2007-2008

