

www.fueleconomy.gov

fuel economy guide 2009

- ▶ MPG and Fuel Cost Estimates
- ▶ Driving Tips To Save Fuel



fueleconomy.gov/m

MPG information at your fingertips
for your mobile device, smart
phone, or PDA



U.S. Department of Energy
Office of Energy Efficiency and Renewable Energy
U.S. Environmental Protection Agency



DOE/EE-0325

UPDATED JANUARY 29, 2013



contents

- Using the *Fuel Economy Guide* / i
- Understanding the Guide Listings / 1
- Why Some Vehicles Are Not Listed / 1
- Vehicle Classes Used in This Guide / 2
- Tax Incentives and Disincentives / 2
- Why Consider Fuel Economy / 2
- Fueling Options / 2
- Fuel Economy and Annual Fuel Cost Ranges for Vehicle Classes / 3
- Model Year 2009 Fuel Economy Leaders / 4
- Improve Your Fuel Economy / 5
- 2009 Model Year Vehicles / 6
- Compressed Natural Gas Vehicles / 19
- Hybrid-Electric Vehicles / 20
- Ethanol Flexible Fuel Vehicles / 21
- Diesel Vehicles / 24
- Electric Vehicles / 25
- Fuel Cell Vehicles / 25
- Index / 26

USING THE FUEL ECONOMY GUIDE

The U.S. Environmental Protection Agency (EPA) and U.S. Department of Energy (DOE) produce the *Fuel Economy Guide* to help car buyers choose the most fuel-efficient vehicle that meets their needs. The Guide is published in print and on the Web at www.fueleconomy.gov. For additional print copies, please call the EERE Information Center at 1-877-337-3463 or mail your request to EERE Information Center, 20440 Century Boulevard, Suite 150, Germantown, MD 20874.

Fuel Economy Estimates

Each vehicle in this guide has two fuel economy estimates:

- A city estimate that represents urban driving, in which a vehicle is started in the morning (after being parked all night) and driven in stop-and-go traffic
- A highway estimate that represents a mixture of rural and interstate highway driving in a warmed-up vehicle, typical of longer trips in free-flowing traffic

These fuel economy estimates are based on laboratory testing. All vehicles are tested in the same manner to allow fair comparisons.

For answers to frequently asked questions about fuel economy estimates, visit www.fueleconomy.gov.

Annual Fuel Cost Estimates

This Guide provides fuel cost estimates for each vehicle. The estimates are based on the assumptions that you travel 15,000 miles per year (55% under city driving conditions and 45% under highway conditions) and that fuel costs \$3.36/gallon for regular unleaded gasoline and \$3.67/gallon for premium. Cost-per-gallon assumptions for vehicles that use other fuel types are discussed at the beginning of those vehicle sections. The fuel costs were determined in advance to allow time for printing fuel economy labels and the Guide and may not reflect current fuel prices.

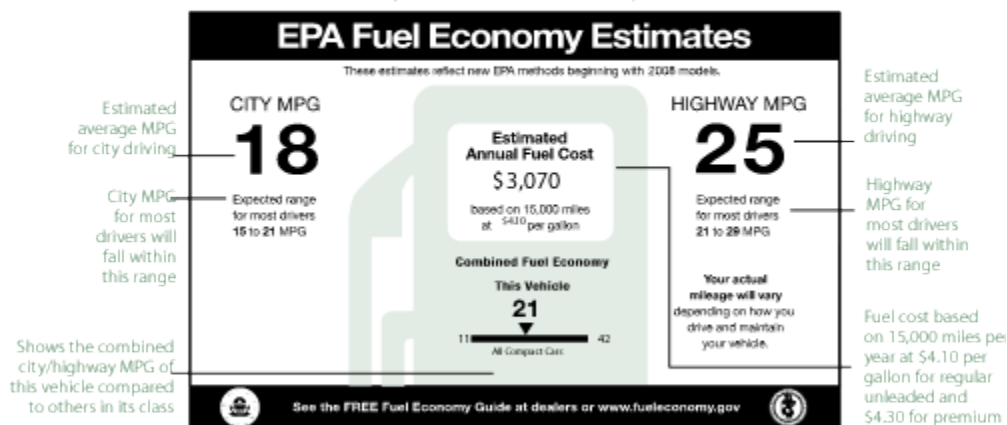
Visit www.fueleconomy.gov to personalize fuel costs based on current fuel prices and your driving habits.

Your Fuel Economy Will Vary

Even though EPA recently improved its methods for estimating fuel economy, your vehicle's fuel economy will almost certainly vary from EPA's estimate. Fuel economy is not a fixed number; it varies significantly based on where you drive, how you drive, and other factors. Thus, it is impossible for

Sample Fuel Economy Label

(Attached to New Vehicle Window)



Check the fuel economy label on the vehicle at the dealer showroom for its specific fuel economy (MPG) ratings. The ratings may vary slightly from the values in this guide because of engine and fuel system differences not listed here.

one set of estimates to predict fuel economy precisely for all drivers in all environments. For example, the following factors can lower your vehicle's fuel economy:

- Aggressive driving (hard acceleration and braking)
- Excessive idling, accelerating, and braking in stop-and-go traffic
- Cold weather (engines are more efficient when warmed up)
- Driving with a heavy load or with the air conditioner running
- Improperly tuned engine or under-inflated tires

In addition, small variations in vehicle manufacturing can cause MPG variations in the same make and model, and some vehicles don't attain maximum fuel economy until they are "broken in" (around 3,000–5,000 miles).

So, please remember that the EPA ratings are a useful tool for comparing vehicles when car buying, but they may not accurately predict the MPG you will get. This is also true for annual fuel cost estimates. For more information on fuel

economy ratings and factors that affect fuel economy, visit www.fueleconomy.gov.

UNDERSTANDING THE GUIDE LISTINGS

We hope you'll find the *Fuel Economy Guide* easy to use! Fuel economy and annual fuel cost data are organized by vehicle class (see page 2 for a list of classes). Within each class, vehicles are listed alphabetically by manufacturer and model.

Vehicle models with different features, such as engine size or transmission type, are listed as different vehicles—engine and transmission attributes are shown in columns 2 and 3. Additional attributes needed to distinguish among vehicles are listed in the "Notes" column (e.g., fuel type, suggested fuel grade). A legend for abbreviations is provided on page 6.

A "P" in the "Notes" column indicates that the manufacturer recommends or requires the vehicle be fueled with premium-grade gasoline. The higher price of premium gasoline is reflected in the annual fuel cost.

The most fuel-efficient vehicles in each class and alternative fuel vehicles are indicated with special markings (see diagram below). Vehicles that can use more than one kind of fuel have an entry for each fuel type.

Interior passenger and cargo volumes are located in the index at the back of the Guide.

WHY SOME VEHICLES ARE NOT LISTED

Fuel economy regulations currently do not apply to vehicles with a Gross Vehicle Weight Rating (vehicle weight plus carrying capacity) of more than 8,500 pounds. Therefore, some large pickup trucks, vans, and SUVs are not tested, and fuel economy labels are not posted on their windows.

Also, for some vehicles, fuel economy information is not available in time to be printed in the Guide. However, you can find more up-to-date information at www.fueleconomy.gov.

Engine size (in liters) followed by number of cylinders. EXAMPLE: 2.7-liter, 6-cylinder engine

Sample Vehicle Listing

(Not Actual Data)

Manufacturer	Model	Trans Type / Speeds	Eng Size / Cylinders	MPG City/Hwy	Annual Fuel Cost	Notes
SAAB	9-3 Convertible	M-6	2.8/6	16/26	\$3,393	P T
		A-S-6	2.8/6	15/24	\$3,586	P T
SCION	xD	M-5	1.8/4	27/33	\$2,122	
		A-4	1.8/4	26/32	\$2,198	
HC		M-5	2.4/4	20/27	\$2,675	
		A-4	2.4/4	21/29	\$2,565	
TOYOTA	Yaris	M-5	1.5/4	29/36	\$1,919	
		A-4	1.5/4	29/36	\$1,986	
COMPACT CARS						
Chrysler	Sebring Convertible	A-4	2.4/4	20/29	\$2,675	
		A-6	3.5/6	16/27	\$3,075	
	Sebring Convertible FFV	A-4	2.7/6	12/19	\$3,552	E85
				18/26	\$2,927	Gas

Additional information to help further identify the vehicle (e.g., engine and fuel system info) along with other useful information about taxes, required fuel grade, etc
EXAMPLE:
P=Premium Gasoline
T=Turbocharger

EPA city & highway MPG estimates
EXAMPLE: 27 MPG city, 33 MPG highway

Vehicle Class

Estimated annual fuel cost, assuming 15,000 miles of travel a year (55% city and 45% highway) and an average fuel price

Flexible fuel vehicles (FFVs) can run on gasoline or E85 (a mixture of 85% ethanol & 15% gasoline)

The most fuel-efficient automatic and manual vehicles per class are listed in black boldface type and marked with a black pointer

Alternative fuel vehicles are highlighted by a green bar, and those that can use two kinds of fuel, such as flexible fuel vehicles, have an entry for each fuel type

Transmission information: type (A=automatic, A-S=automatic transmission-select shift, AV=continuously variable transmission, M=manual, etc.) followed by number of gears or speeds

Engine size (in liters) followed by number of cylinders. EXAMPLE: 2.7-liter, 6-cylinder engine

VEHICLE CLASSES USED IN THIS GUIDE

CARS		TRUCKS	
CLASS	Passenger and Cargo Volume (cu. ft.)	CLASS	Gross Vehicle Weight Rating* (pounds)
TWO-SEATER CARS		PICKUP TRUCKS	
SEDANS		Small	Under 6,000
Minicompact	Under 85	Standard	6,000 to 8,500
Subcompact	85 to 99	VANS	
Compact	100 to 109	Passenger	Under 8,500
Midsized	110 to 119	Cargo	
Large	120 or more	MINIVANS	
STATION WAGONS		SPORT UTILITY VEHICLES	
Small	Under 130	SPECIAL PURPOSE VEHICLES	
Midsized	130 to 159		Under 8,500
Large	160 or more		Under 8,500

*Gross Vehicle Weight Rating = vehicle weight plus carrying capacity.

TAX INCENTIVES AND DISINCENTIVES

Tax Credits and Deductions

If you purchase a qualifying hybrid, diesel, or dedicated alternative fuel vehicle (AFV) in 2008–09, you may be eligible for a federal income tax credit of up to \$3,400 for hybrids and diesels or \$4,000 for AFVs—compressed natural gas (CNG) vehicles are the only AFVs commercially available as of publication of the Guide. The credit amount varies from vehicle to vehicle, and the hybrid and diesel credit will be gradually phased out based on manufacturer sales. Flexible fuel vehicles (FFVs) are not eligible for the alternative fuel credit.

Visit www.fueleconomy.gov for more information on qualifying models, credit amounts, and phase-out dates.

Gas Guzzler Tax

The Energy Tax Act of 1978 requires auto companies to pay a gas guzzler tax on the sale of cars with exceptionally low fuel economy. Such vehicles are identified in the guide by the word "Tax" in the "Notes" column. In the dealer showroom, the words "Gas Guzzler" and the tax amount are listed on the vehicle's fuel economy label. The tax does not apply to light trucks.

WHY CONSIDER FUEL ECONOMY?

Save Money

You could save \$300–\$2,000 in fuel costs each year by choosing the most fuel-efficient vehicle in a particular class. This can add up to thousands over a vehicle's

lifetime. Fuel-efficient models come in all shapes and sizes, so you need not sacrifice utility or size.

Each vehicle listing in the *Fuel Economy Guide* provides an estimated annual fuel cost (see page i). The online guide at www.fueleconomy.gov features an annual fuel cost calculator that allows you to insert your local gasoline prices and typical driving conditions (percentage of city and highway driving) to achieve the most accurate fuel cost information for your vehicle.

Strengthen National Energy Security

Buying a more fuel-efficient vehicle can help strengthen our national energy security by reducing our dependence on foreign oil. More than half of the oil used to produce the gasoline you put in your tank is imported. The United States uses more than 20 million barrels of oil per day, two-thirds of which is used for transportation. Petroleum imports cost us about \$5.7 billion a week—that's money that could be used to fuel our own economy.

Protect the Environment

Burning fossil fuels such as gasoline and diesel adds greenhouse gases, mostly carbon dioxide (CO₂), to the Earth's atmosphere. Large-scale increases in greenhouse gases in the Earth's atmosphere can lead to global climate change.

Vehicles with lower fuel economy burn more fuel, creating more CO₂. Your vehicle creates about 20 pounds of CO₂ (170 cu. ft.) per gallon of gasoline it consumes. Therefore, you can reduce your contribution to global climate change by choosing a vehicle with higher fuel

economy.

By choosing a vehicle that achieves 25 miles per gallon rather than 20, you can prevent the release of about 17 tons (260,000 cu. ft.) of greenhouse gases over the lifetime of your vehicle.

FUELING OPTIONS

Ethanol Blends – E85 & E10

Ethanol is an alcohol fuel made by fermenting and distilling starch crops, such as corn. It may also be made from "cellulosic biomass" such as trees and grasses in the near future. The use of ethanol can reduce U.S. dependence on foreign oil and reduce greenhouse gases.

E10 or "gasohol" is a blend of 10% ethanol and 90% gasoline sold in many parts of the country. All auto manufacturers approve the use of blends of 10% ethanol or less in their gasoline vehicles.

E85, a blend of 85% ethanol and 15% gasoline, can be used in FFVs, which are specially designed to run on gasoline, E85, or any mixture of the two. FFVs are offered by several vehicle manufacturers. To determine if your vehicle is an FFV, check the inside of your car's fuel filler door for an identification sticker or consult your owner's manual. More than 1,600 filling stations in the United States currently sell E85. Visit

http://www.eere.energy.gov/afdc/stations/finding_station.php for locations near you.

There is no noticeable difference in vehicle performance when low-level ethanol blends are used. However, FFVs operating on E85 usually experience a 20–30% drop in miles per gallon due to ethanol's lower energy content.

Biodiesel

Biodiesel is a commercially available diesel -replacement fuel manufactured from vegetable oils or animal fats. It produces fewer greenhouse gases than petroleum diesel and, since it is made domestically from renewable resources, increases national energy security.

Biodiesel can be blended at any ratio with petroleum diesel, but it is most commonly sold at ratios of 2%, 5%, or 20%, denoted as B2, B5, and B20. The vehicle manufacturers that produce the diesels listed in the *Fuel Economy Guide* currently approve the use of biodiesel blends of up

to 5% (B5) in their vehicles but state that vehicle damage caused by using higher blends will not be covered under the manufacturer's warranty. Check your owner's manual or with your vehicle manufacturer to determine the right blend for your vehicle.

Use of biodiesel blends may reduce fuel economy slightly, less than 1% for B5.

Purchase commercial-grade biodiesel from a reputable dealer. Never refuel with clean or used grease or vegetable oil that has not been converted to biodiesel. It will damage your engine.

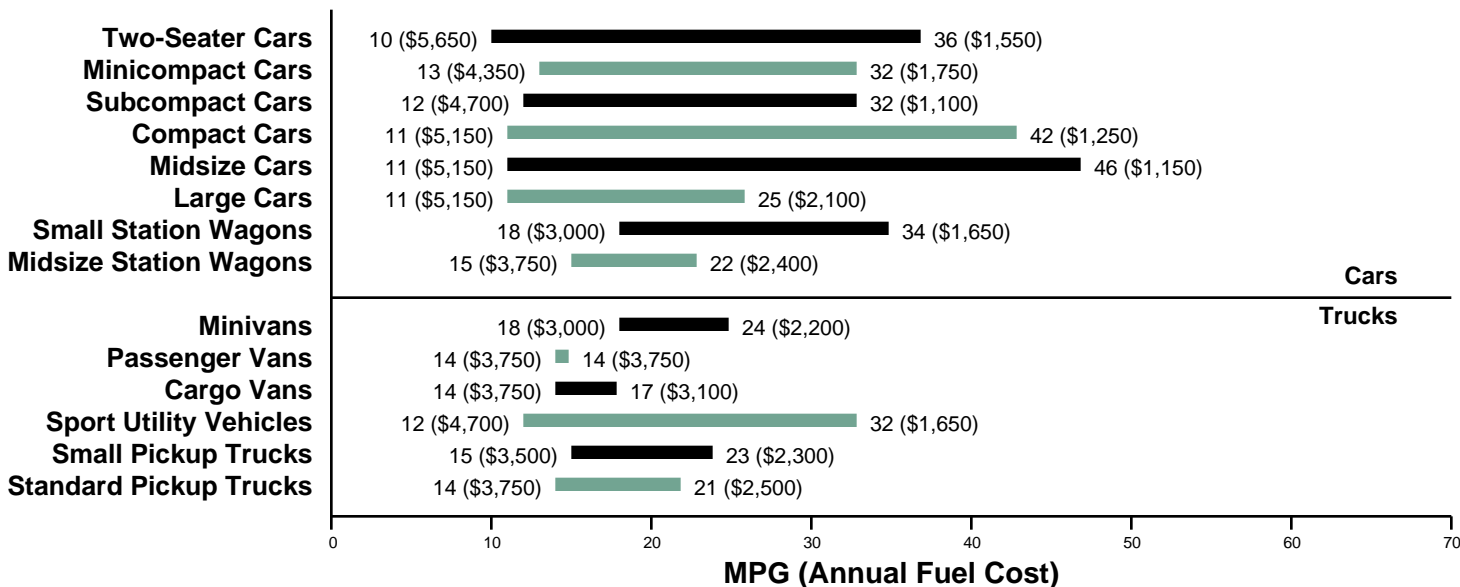
Visit http://www.eere.energy.gov/afdc/stations/fin_d_station.php for locations of service stations selling biodiesel.

Premium- vs. Regular-Grade Gasoline

The recommended gasoline for most cars is regular unleaded. Using a higher-octane gasoline than recommended by the owner's manual does not improve performance or fuel efficiency; it only costs more money. Check your owner's manual to determine the lowest grade of fuel you can use.

FUEL ECONOMY AND ANNUAL FUEL COST RANGES FOR VEHICLE CLASSES

The graph below provides the fuel economy and annual fuel cost ranges for the vehicles in each class so you can see where a given vehicle's fuel economy and cost fall within its class. Combined city and highway MPG estimates are used; these assume you will drive 55% in the city and 45% on the highway. Annual fuel costs assume you travel 15,000 miles each year and fuel costs \$3.36/gallon for regular unleaded gasoline and \$3.67/gallon for premium. Visit www.fueleconomy.gov to calculate annual fuel cost for a specific vehicle based on your own driving conditions and per-gallon fuel costs.



MODEL YEAR 2009 FUEL ECONOMY LEADERS

Listed below are vehicles with the highest fuel economy in the most popular classes, including vehicles with both automatic and manual transmissions. Please note that many vehicle models come in a range of engine sizes and trim lines, resulting in different fuel economy values.

	Transmission Type	MPG City/Hwy
--	-------------------	--------------

TWO-SEATER CARS

smart fortwo convertible	automatic	33/41
smart fortwo coupe	automatic	33/41
Mazda MX-5	manual	22/28

MINICOMPACT CARS

MINI Cooper	automatic	25/34
MINI Cooper Convertible	automatic	25/34
MINI Cooper	manual	28/37

SUBCOMPACT CARS

Toyota Yaris	automatic	29/35
Toyota Yaris	manual	29/36

COMPACT CARS

Honda Civic Hybrid	automatic	40/45
Volkswagen Jetta	manual	30/41

MIDSIZE CARS

Toyota Prius	automatic	48/45
Nissan Versa	manual	26/34

LARGE CARS

Hyundai Sonata	automatic	22/32
Honda Accord	manual	22/31

SMALL STATION WAGONS

Volkswagen Jetta SportWagen	automatic	29/40
Volkswagen Jetta SportWagen	manual	30/41

MIDSIZE STATION WAGONS

Kia Rondo	automatic	20/27
Saab 9-5 SportCombi	manual	18/27

SMALL PICKUP TRUCKS

Toyota Tacoma 2WD	automatic	19/25
Ford Ranger Pickup 2WD	manual	21/26
Mazda B2300 2WD	manual	21/26

	Transmission Type	MPG City/Hwy
--	-------------------	--------------

STANDARD PICKUP TRUCKS

Chevrolet Silverado 15 Hybrid 2WD	automatic	21/22
GMC Sierra 15 Hybrid 2WD	automatic	21/22
Dodge Dakota Pickup 2WD	manual	16/20
Mitsubishi Raider Pickup 2WD	manual	16/20

VANS, CARGO

Chevrolet Van 1500 2WD Cargo	automatic	15/20
GMC Savana 1500 2WD (cargo)	automatic	15/20

VANS, PASSENGER

Chevrolet Express 1500 2WD Passenger*	automatic	13/16*
Chevrolet Express 1500 AWD Passenger	automatic	13/16*
GMC Savana 1500 2WD (Passenger)	automatic	13/16*
GMC Savana 1500 AWD (Passenger)	automatic	13/16*

MINIVANS

Mazda 5	automatic	21/27
Mazda 5	manual	22/28

SPORT UTILITY VEHICLES

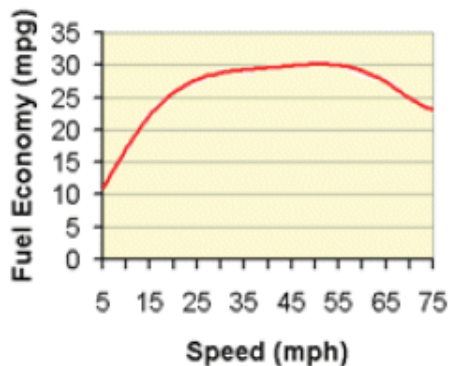
Ford Escape Hybrid FWD	automatic	34/31
Mazda Tribute Hybrid 2WD	automatic	34/31
Mercury Mariner Hybrid FWD	automatic	34/31
Jeep Compass 2WD	manual	23/29
Jeep Patriot 2WD	manual	23/29

* When operated on gasoline.

IMPROVE YOUR FUEL ECONOMY

Drive More Efficiently

- Aggressive driving (speeding and rapid acceleration and braking) can lower your gas mileage by as much as 33% at highway speeds and 5% around town.
- Observe the speed limit—each 5 MPH you drive over 60 MPH can reduce your fuel economy by 7-8%.



- Avoid idling—idling gets 0 miles per gallon!
- Using cruise control on the highway

helps you maintain a constant speed and, in most cases, will save gas.

Keep Your Car in Shape

- Fixing a car that is noticeably out of tune can improve gas mileage by about 4%.
- Keeping tires inflated to the recommended pressure and using the recommended grade of motor oil can improve fuel economy by up to 5%.

The manufacturer's recommended tire pressure can be found on the tire information placard and/or vehicle certification label located on the vehicle door edge, doorpost, glove-box door, or inside the trunk lid.

- Keep your tires aligned and balanced.
- Replacing a clogged air filter can improve gas mileage on older cars with carbureted engines.

Plan and Combine Trips

- A warmed-up engine is more fuel-efficient than a cold one. Many short trips taken from a cold start can use

twice as much fuel as one multipurpose trip covering the same distance.

Note: Letting your car idle to warm-up doesn't help your fuel economy, it actually uses more fuel and creates more pollution.

Other Solutions

- Avoid carrying unneeded items. An extra 100 lbs. can decrease fuel economy by 1-2%.
- A roof rack or carrier provides additional cargo space and may allow you to meet your needs with a smaller car. However, a loaded roof rack can decrease your fuel economy by 5%.

Reduce aerodynamic drag and improve your fuel economy by placing items inside the trunk whenever possible.

For more tips and more information about gasoline pricing, visit www.fueleconomy.gov.

2009 MODEL YEAR VEHICLES

This section contains the fuel economy values for 2009 model year vehicles. Additional information for alternative fuel vehicles can be found on pages 19-25. Alternative fuel vehicles are highlighted with a green bar, and those that can use two kinds of fuel, such as flexible fuel vehicles, have an entry for each fuel type. The most fuel-efficient automatic and manual vehicles per class are listed in black boldface type and marked with a black pointer (▶).

	Trans Type/ Speeds	Eng Size / Cylinders	MPG City / Hwy	Annual Fuel Cost	Notes
TWO SEATERS					
ASTON MARTIN					
DBS Coupe	A-S6	5.9/12	12/18	\$3,950	P Tax
	M-6	5.9/12	11/17	\$4,250	P Tax
V8 Vantage	A-S6	4.7/8	13/19	\$3,650	P Tax
	M-6	4.7/8	12/19	\$3,950	P Tax
AUDI					
R8	A-S6	4.2/8	13/18	\$3,650	P Tax
	M-6	4.2/8	12/19	\$3,650	P Tax
TT Roadster	A-S6	2.0/4	22/30	\$2,200	P T
TT Roadster quattro	A-S6	2.0/4	21/29	\$2,300	P T
	A-S6	3.2/6	18/24	\$2,750	P
	M-6	3.2/6	17/25	\$2,750	P
BMW					
Z4 sDrive30i	A-S6	3.0/6	19/29	\$2,500	P
	M-6	3.0/6	19/28	\$2,500	P
Z4 sDrive35i	A-S7	3.0/6	17/24	\$2,750	P T
	M-6	3.0/6	18/25	\$2,750	P T
CADILLAC					
XLR	A-S6	4.6/8	15/24	\$3,050	P
XLR-V	A-S6	4.4/8	14/23	\$3,250	P S Tax
CHEVROLET					
Corvette	A-S6	6.2/8	15/25	\$3,050	P
	M-6	6.2/8	16/26	\$2,900	P
	M-6	6.2/8	14/20	\$3,450	P S Tax
	M-6	7.0/8	15/24	\$3,050	P
DODGE					
Viper Convertible	M-6	8.4/10	13/22	\$3,450	P Tax
Viper Coupe	M-6	8.4/10	13/22	\$3,450	P Tax
FERRARI					
599 GTB Fiorano	A-6	5.9/12	11/15	\$4,600	P Tax
	M-6	5.9/12	11/15	\$4,600	P Tax
F430	A-6	4.3/8	11/16	\$4,250	P Tax
	M-6	4.3/8	11/16	\$4,250	P Tax
HONDA					
S2000	M-6	2.2/4	18/25	\$2,600	P
LAMBORGHINI					
Gallardo Coupe	A-S6	5.2/10	14/20	\$3,450	P Tax
	M-6	5.2/10	12/20	\$3,650	P Tax
Gallardo Spyder	A-S6	5.2/10	13/20	\$3,450	P Tax
	M-6	5.2/10	12/20	\$3,950	P Tax
Murcielago	A-S6	6.5/12	9/14	\$5,000	P Tax
	M-6	6.5/12	8/13	\$5,500	P Tax
Murcielago Roadster	A-S6	6.5/12	9/14	\$5,000	P Tax
	M-6	6.5/12	8/13	\$5,500	P Tax
LOTUS					
Elise/Exige	M-6	1.8/4	21/27	\$2,400	P
	M-6	1.8/4	20/26	\$2,500	P S
MAZDA					
MX-5	A-S6	2.0/4	21/28	\$2,400	P
	M-5	2.0/4	22/28	\$2,300	P
	M-6	2.0/4	21/28	\$2,300	P
MERCEDES-BENZ					
SL550	A-7	5.5/8	13/21	\$3,450	P Tax
SL600	A-5	5.5/12	11/18	\$3,950	P T Tax
SL63 AMG	A-S7	6.2/8	12/19	\$3,950	P T Tax
SL65 AMG	A-S5	6.0/12	11/18	\$3,950	P T Tax
SLK300	A-7	3.0/6	19/26	\$2,600	P
	M-6	3.0/6	17/26	\$2,750	P
SLK350	A-7	3.5/6	18/26	\$2,600	P
	M-6	3.5/6	18/26	\$2,600	P
SLK55 AMG	A-S7	5.4/8	14/22	\$3,250	P Tax
SLR	A-S5	5.4/8	12/16	\$4,250	P S Tax
NISSAN					
350z Roadster	A-S5	3.5/6	17/23	\$2,900	P
	M-6	3.5/6	17/24	\$2,750	P
370z	A-S7	3.7/6	18/26	\$2,600	P
	M-6	3.7/6	18/26	\$2,600	P
PONTIAC					
Solstice	A-5	2.0/4	19/27	\$2,400	T
	M-5	2.0/4	19/28	\$2,500	P T
	A-5	2.4/4	19/24	\$2,400	
	M-5	2.4/4	19/25	\$2,400	
PORSCHE					
911 GT2	M-6	3.6/6	16/23	\$2,900	P T
Boxster	A-7	2.9/6	20/29	\$2,300	P
	M-6	2.9/6	19/27	\$2,500	P
Boxster S	A-7	3.4/6	20/29	\$2,400	P
	M-6	3.4/6	19/26	\$2,500	P
Cayman	A-7	2.9/6	20/29	\$2,300	P
	M-6	2.9/6	19/27	\$2,500	P
Cayman S	A-7	3.4/6	20/29	\$2,400	P
	M-6	3.4/6	19/26	\$2,500	P
SATURN					
SKY	A-5	2.0/4	19/27	\$2,400	T
	M-5	2.0/4	19/28	\$2,500	P T
	A-5	2.4/4	19/24	\$2,400	
	M-5	2.4/4	19/25	\$2,400	
SMART					
▶fortwo convertible	AM-5	1.0/3	33/41	\$1,550	P
▶fortwo coupe	AM-5	1.0/3	33/41	\$1,550	P
SPYKER					
C8	M-6	4.2/8	13/18	\$3,350	Tax
MINICOMPACT CARS					
ALFA ROMEO					
8 C Spider	A-6	4.7/8	11/16	\$4,250	P Tax

ABBREVIATIONS:

▶.....Highest MPG in Class

2WD.....Two-Wheel Drive

4WD.....Four-Wheel Drive

A.....Automatic Transmission

A-S.....Automatic Transmission-Select Shift

AV.....Continuously Variable Transmission

AWD.....All-Wheel Drive

City.....MPG on City Test Procedure

CNG.....Compressed Natural Gas

Convsn.....Conversion

D.....Diesel

Di.....Direct Injection

E85.....85% Ethanol/15% Gasoline

Eng Size.....Engine Volume in Liters

FFV.....Flexible Fuel Vehicle

FWD.....Front-Wheel Drive

Gas.....Regular Gasoline

HEV.....Hybrid-Electric Vehicle

HP.....Horsepower

Hwy.....MPG on Highway Test Procedure

LRG.....Low Range Gearing

M.....Manual Transmission

MPG.....Miles per Gallon

NA.....Not Available at Press Time

Ni-MH.....Nickel-Metal Hydride

P.....Premium Gasoline Recommended

S.....Supercharger

T.....Turbocharger

Tax.....Subject to Gas Guzzler Tax

Trans.....Transmission

VCM.....Variable Cylinder Management

	Trans Type/ Speeds	Eng Size / Cylinders	MPG City / Hwy	Annual Fuel Cost	Notes		Trans Type/ Speeds	Eng Size / Cylinders	MPG City / Hwy	Annual Fuel Cost	Notes
ASTON MARTIN						BENTLEY					
DB9	A-S6	5.9/12	12/19	\$3,950	P Tax	Continental GTC	A-S6	6.0/12	10/17	\$4,600	P T Tax
	M-6	5.9/12	11/17	\$4,250	P Tax	BMW					
FERRARI						128i	A-S6	3.0/6	18/28	\$2,500	P
California	AM-7	4.3/8	13/19	\$3,650	P Tax		M-6	3.0/6	18/28	\$2,600	P
JAGUAR						128i Convertible	A-S6	3.0/6	18/27	\$2,600	P
XK	A-6	4.2/8	16/25	\$2,900	P		M-6	3.0/6	18/28	\$2,600	P
XK Convertible	A-6	4.2/8	16/25	\$2,900	P	135i	A-S6	3.0/6	18/25	\$2,750	P T
XKR	A-6	4.2/8	15/23	\$3,050	P S		M-6	3.0/6	17/25	\$2,750	P T
XKR Convertible	A-6	4.2/8	15/23	\$3,050	P S	135i Convertible	A-S6	3.0/6	17/26	\$2,750	P T
LEXUS							M-6	3.0/6	17/26	\$2,750	P T
SC 430	A-S6	4.3/8	16/23	\$2,900	P	328ci	A-S6	3.0/6	18/28	\$2,500	P
MINI							M-6	3.0/6	18/28	\$2,600	P
▶Cooper	A-S6	1.6/4	25/34	\$1,900	P	328ci Convertible	A-S6	3.0/6	18/27	\$2,600	P
▶	M-6	1.6/4	28/37	\$1,700	P		M-6	3.0/6	17/27	\$2,750	P
▶Cooper Convertible	A-S6	1.6/4	25/34	\$1,900	P	328ci xDrive	A-S6	3.0/6	17/25	\$2,750	P
	M-6	1.6/4	28/36	\$1,700	P		M-6	3.0/6	17/25	\$2,750	P
Cooper S	A-S6	1.6/4	23/32	\$2,100	P T	335ci	A-S6	3.0/6	17/26	\$2,750	P T
	M-6	1.6/4	26/34	\$1,900	P T		M-6	3.0/6	17/26	\$2,750	P T
Cooper S Convertible	A-S6	1.6/4	23/32	\$2,050	P T	335ci Convertible	A-S6	3.0/6	17/26	\$2,750	P T
	M-6	1.6/4	26/34	\$1,900	P T		M-6	3.0/6	17/26	\$2,750	P T
John Cooper Works	M-6	1.6/4	26/34	\$1,900	P T	335ci xDrive	A-S6	3.0/6	17/25	\$2,750	P T
John Cooper Works Convertible	M-6	1.6/4	26/34	\$1,900	P T		M-6	3.0/6	16/25	\$2,900	P T
MITSUBISHI						650ci	A-S6	4.8/8	15/23	\$3,050	P
Eclipse Spyder	A-S4	2.4/4	19/26	\$2,300			M-6	4.8/8	15/22	\$3,050	P
	M-5	2.4/4	19/26	\$2,300		650ci Convertible	A-S6	4.8/8	15/23	\$3,050	P
	A-S5	3.8/6	16/24	\$2,900	P		M-6	4.8/8	14/21	\$3,450	P Tax
	M-6	3.8/6	16/25	\$2,900	P	M3 Convertible	A-S7	4.0/8	14/20	\$3,450	P Tax
PORSCHE							M-6	4.0/8	13/20	\$3,450	P Tax
911 Turbo	A-5	3.6/6	15/23	\$3,050	P T	M3 Coupe	A-S7	4.0/8	14/20	\$3,450	P Tax
	M-6	3.6/6	16/23	\$3,050	P T		M-6	4.0/8	14/20	\$3,450	P Tax
911 Turbo Cabriolet	A-5	3.6/6	15/23	\$3,050	P T	M6	A-S7	5.0/10	11/17	\$4,250	P Tax
	M-6	3.6/6	15/24	\$3,050	P T		M-6	5.0/10	11/17	\$4,250	P Tax
Carrera 2 Cabriolet	A-7	3.6/6	19/27	\$2,500	P	M6 Convertible	A-S7	5.0/10	11/17	\$4,250	P Tax
	M-6	3.6/6	18/25	\$2,600	P		M-6	5.0/10	11/17	\$4,250	P Tax
Carrera 2 Coupe	A-7	3.6/6	19/27	\$2,500	P	CHEVROLET					
	M-6	3.6/6	18/25	\$2,600	P	Aveo 5	A-4	1.6/4	25/34	\$1,800	
Carrera 2 S Cabriolet	A-7	3.8/6	19/26	\$2,500	P		M-5	1.6/4	27/34	\$1,700	
	M-6	3.8/6	18/25	\$2,600	P	Cobalt	M-5	2.0/4	22/30	\$2,000	T
Carrera 2 S Coupe	A-7	3.8/6	19/26	\$2,500	P		A-4	2.2/4	24/33	\$1,850	
	M-6	3.8/6	18/25	\$2,600	P		M-5	2.2/4	25/35	\$1,750	
Carrera 4 Cabriolet	A-7	3.6/6	18/26	\$2,600	P	Cobalt XFE	M-5	2.2/4	25/37	\$1,700	
	M-6	3.6/6	18/25	\$2,600	P	FORD					
Carrera 4 Coupe	A-7	3.6/6	18/26	\$2,600	P	Mustang	A-5	4.0/6	16/24	\$2,650	
	M-6	3.6/6	18/25	\$2,600	P		M-5	4.0/6	17/26	\$2,500	
Carrera 4 S Cabriolet	A-7	3.8/6	18/27	\$2,600	P		A-5	4.6/8	15/22	\$2,800	
	M-6	3.8/6	18/25	\$2,750	P		M-5	4.6/8	15/23	\$2,800	
Carrera 4 S Coupe	A-7	3.8/6	18/26	\$2,600	P		M-6	5.4/8	14/20	\$3,450	P S Tax
	M-6	3.8/6	18/25	\$2,750	P	HONDA					
Carrera 4 S Targa	A-7	3.8/6	18/27	\$2,600	P	Civic	A-5	1.8/4	25/36	\$1,750	
	M-6	3.8/6	18/25	\$2,750	P		M-5	1.8/4	26/34	\$1,750	
Carrera 4 Targa	A-7	3.6/6	18/26	\$2,600	P		M-6	2.0/4	21/29	\$2,300	P
	M-6	3.6/6	18/25	\$2,600	P	Civic CNG	A-5	1.8/4	24/36	\$1,150	CNG
VOLKSWAGEN						INFINITI					
New Beetle Convertible	A-S6	2.5/5	20/28	\$2,200		G37 Convertible	A-S7	3.7/6	17/25	\$2,750	P
	M-5	2.5/5	20/28	\$2,200			M-6	3.7/6	16/24	\$2,900	P
SUBCOMPACT CARS						G37 Coupe	A-S7	3.7/6	18/26	\$2,600	P
AUDI							M-6	3.7/6	17/25	\$2,750	P
A4 Cabriolet	AV	2.0/4	23/30	\$2,200	P T	G37x Coupe	A-S7	3.7/6	18/25	\$2,750	P
A4 Cabriolet quattro	A-S6	2.0/4	21/27	\$2,400	P T	LEXUS					
	A-S6	3.1/6	17/25	\$2,750	P	IS 250	A-S6	2.5/6	21/29	\$2,300	P
A5 quattro	A-S6	3.2/6	17/26	\$2,750	P		M-6	2.5/6	18/26	\$2,600	P
	M-6	3.2/6	16/27	\$2,750	P	IS 250 AWD	A-S6	2.5/6	20/26	\$2,500	P
S4 Cabriolet	A-S6	4.2/8	14/21	\$3,450	P Tax	IS 350	A-S6	3.5/6	18/25	\$2,750	P
	M-6	4.2/8	13/19	\$3,650	P Tax	IS F	A-S8	5.0/8	16/23	\$3,050	P
S5	A-S6	4.2/8	16/24	\$2,900	P	MASERATI					
	M-6	4.2/8	14/22	\$3,250	P Tax	GranTurismo	A-6	4.2/8	12/19	\$3,650	P Tax
TT Coupe	A-S6	2.0/4	23/31	\$2,100	P T	MAZDA					
TT Coupe quattro	A-S6	2.0/4	21/29	\$2,300	P T	RX-8	A-S6	1.3/2	16/23	\$2,900	P
	A-S6	3.2/6	18/24	\$2,750	P		M-6	1.3/2	16/22	\$3,050	P
	M-6	3.2/6	17/25	\$2,750	P						

	Trans Type/ Speeds	Eng Size / Cylinders	MPG City / Hwy	Annual Fuel Cost	Notes
MERCEDES-BENZ					
CLK350	A-7	3.5/6	17/25	\$2,750	P
CLK350 (Cabriolet)	A-7	3.5/6	17/25	\$2,750	P
CLK550	A-7	5.5/8	15/22	\$3,250	P Tax
CLK550 (Cabriolet)	A-7	5.5/8	15/21	\$3,250	P Tax
MINI					
Clubman	A-S6	1.6/4	25/34	\$1,900	P
	M-6	1.6/4	28/37	\$1,700	P
Clubman S	A-S6	1.6/4	23/32	\$2,100	P T
	M-6	1.6/4	26/34	\$1,900	P T
John Cooper Works Clubman	M-6	1.6/4	26/34	\$1,900	P T
MITSUBISHI					
Eclipse	A-S4	2.4/4	19/26	\$2,300	
	M-5	2.4/4	20/28	\$2,200	
	A-S5	3.8/6	16/24	\$2,900	P
	M-6	3.8/6	16/25	\$2,900	P
NISSAN					
Altima Coupe	AV	2.5/4	23/31	\$1,950	
	M-6	2.5/4	23/32	\$1,950	
	AV	3.5/6	19/26	\$2,500	P
	M-6	3.5/6	18/27	\$2,600	P
GT-R	A-S6	3.8/6	16/21	\$3,050	P T
PONTIAC					
G3 Wave 5	A-4	1.6/4	25/34	\$1,800	
	M-5	1.6/4	27/34	\$1,700	
G5	A-4	2.2/4	24/33	\$1,850	
	M-5	2.2/4	25/35	\$1,750	
G5 GT	A-4	2.2/4	23/32	\$1,950	
	M-5	2.2/4	25/35	\$1,750	
G5 XFE	M-5	2.2/4	25/37	\$1,700	
ROUSH PERFORMANCE					
Stage 3 Mustang	A-5	4.6/8	14/20	\$3,450	P S Tax
	M-5	4.6/8	15/20	\$3,250	P S Tax
SAAB					
9-3 Convertible	A-S5	2.0/4	19/27	\$2,300	T
	M-6	2.0/4	19/27	\$2,300	T
	A-S6	2.8/6	15/24	\$2,800	T
	M-6	2.8/6	16/26	\$2,650	T
SALEEN PERFORMANCE					
S281 Family	M-6	5.0/8	11/18	\$3,950	P S Tax
SCION					
tC	A-4	2.4/4	21/29	\$2,100	
	M-5	2.4/4	20/27	\$2,200	
xD	A-4	1.8/4	26/32	\$1,800	
	M-5	1.8/4	27/33	\$1,750	
TOYOTA					
Yaris	A-4	1.5/4	29/35	\$1,650	
	M-5	1.5/4	29/36	\$1,600	
VOLKSWAGEN					
Eos	A-S6	2.0/4	22/29	\$2,200	P T
	M-6	2.0/4	21/31	\$2,200	P T
New Beetle	A-S6	2.5/5	20/29	\$2,200	
	M-5	2.5/5	20/28	\$2,200	
VOLVO					
C70 Convertible	A-S5	2.5/5	18/26	\$2,400	T
	M-6	2.5/5	18/27	\$2,400	T

COMPACT CARS

ACURA					
TSX	A-S5	2.4/4	21/30	\$2,200	P
	M-6	2.4/4	20/28	\$2,400	P
AUDI					
A4	AV	2.0/4	23/30	\$2,200	P T
A4 quattro	A-S6	2.0/4	21/27	\$2,400	P T
	M-6	2.0/4	22/30	\$2,200	P T
	A-S6	3.2/6	17/26	\$2,750	P

	Trans Type/ Speeds	Eng Size / Cylinders	MPG City / Hwy	Annual Fuel Cost	Notes
BENTLEY					
Azure	A-S6	6.7/8	9/15	\$5,000	P T Tax
Brooklands	A-S6	6.7/8	10/14	\$5,000	P T Tax
Continental GT	A-S6	6.0/12	10/17	\$4,250	P T Tax
BMW					
328i	A-S6	3.0/6	18/28	\$2,500	P
	M-6	3.0/6	18/28	\$2,600	P
328i xDrive	A-S6	3.0/6	17/25	\$2,750	P
	M-6	3.0/6	17/25	\$2,750	P
335d	A-S6	3.0/6	23/36	\$2,200	D
335i	A-S6	3.0/6	17/26	\$2,750	P T
	M-6	3.0/6	17/26	\$2,750	P T
335i xDrive	A-S6	3.0/6	17/25	\$2,750	P T
	M-6	3.0/6	16/25	\$2,900	P T
M3	A-S7	4.0/8	14/20	\$3,450	P Tax
	M-6	4.0/8	14/20	\$3,450	P Tax
CHEVROLET					
Aveo	A-4	1.6/4	25/34	\$1,800	
	M-5	1.6/4	27/34	\$1,700	
CHRYSLER					
Sebring Convertible	A-4	2.4/4	20/29	\$2,200	
	A-6	3.5/6	16/27	\$2,500	
Sebring Convertible FFV	A-4	2.7/6	18/26 12/19	\$2,400 Gas \$3,450 E85	
DODGE					
Challenger	A-4	3.5/6	17/25	\$2,500	
	A-5	3.5/6	17/25	\$2,500	
	A-5	5.7/8	16/25	\$2,650	
	M-6	5.7/8	16/25	\$2,650	
	A-5	6.1/8	13/19	\$3,350	Tax
	M-6	6.1/8	14/22	\$3,150	Tax
FORD					
Focus FWD	A-4	2.0/4	24/33	\$1,850	
	M-5	2.0/4	24/35	\$1,800	
HONDA					
Accord Coupe	A-5	2.4/4	21/30	\$2,100	
	M-5	2.4/4	22/31	\$2,000	
	A-5	3.5/6	19/28	\$2,300	VCM
	M-6	3.5/6	17/25	\$2,500	
Civic Hybrid	AV	1.3/4	40/45	\$1,200	HEV
HYUNDAI					
Accent	A-4	1.6/4	26/35	\$1,750	
	M-5	1.6/4	27/33	\$1,750	
KIA					
Rio	A-4	1.6/4	26/35	\$1,700	
	M-5	1.6/4	27/33	\$1,700	
LEXUS					
GS 450h	A-S6	3.5/6	22/25	\$2,400	HEV P
MAZDA					
3	A-S4	2.0/4	22/30	\$2,000	
	M-5	2.0/4	24/32	\$1,850	
	A-S5	2.3/4	22/28	\$2,100	
	M-5	2.3/4	22/29	\$2,000	
MERCEDES-BENZ					
C300 FFV	A-7	3.0/6	18/25 13/19	\$2,600 Gas \$3,450 E85	
C300 4matic FFV	A-7	3.0/6	17/25 13/19	\$2,750 Gas \$3,450 E85	
C350	A-7	3.5/6	17/25	\$2,750	P
C63 AMG	A-S7	6.2/8	12/19	\$3,650	P Tax
CL550 4matic	A-7	5.5/8	14/21	\$3,250	P Tax
CL600	A-5	5.5/12	11/17	\$4,250	P T Tax
CL63 AMG	A-S7	6.2/8	11/18	\$3,950	P Tax
CL65 AMG	A-S5	5.5/12	11/17	\$4,250	P T Tax
CLS550	A-7	5.5/8	14/21	\$3,450	P Tax
CLS63 AMG	A-S7	6.2/8	12/18	\$3,950	P Tax

	Trans Type/ Speeds	Eng Size / Cylinders	MPG City / Hwy	Annual Fuel Cost	Notes
MITSUBISHI					
Lancer	A-S6	2.0/4	17/25	\$2,750	P T
	AV	2.0/4	22/28	\$2,100	
	M-5	2.0/4	22/30	\$2,000	
	AV	2.4/4	21/27	\$2,200	
	M-5	2.4/4	21/28	\$2,200	
Lancer Evolution	A-S6	2.0/4	17/22	\$2,900	P T
	M-5	2.0/4	16/22	\$3,050	P T
PONTIAC					
G3 Wave	A-4	1.6/4	25/34	\$1,800	
	M-5	1.6/4	27/34	\$1,700	
G6	A-S6	2.4/4	22/33	\$1,950	
	A-4	2.4/4	22/30	\$2,000	
	A-S4	3.5/6	17/26	\$2,500	
	A-4	3.5/6	18/29	\$2,300	
	A-S6	3.6/6	17/26	\$2,500	
	A-S4	3.9/6	15/22	\$2,800	
G6 FFV	A-4	3.5/6	19/29 14/22	\$2,200 Gas \$3,050 E85	
ROLLS-ROYCE					
Phantom Coupe	A-S6	6.7/12	11/18	\$3,950	P Tax
Phantom Droptop Coupe	A-S6	6.7/12	11/18	\$3,950	P Tax
SAAB					
9-3 Aero Sedan AWD	A-S6	2.0/4	17/27	\$2,400	T
	M-6	2.0/4	18/26	\$2,400	T
	A-S6	2.8/6	15/24	\$2,800	T
	M-6	2.8/6	15/24	\$2,800	T
9-3 Sport Sedan	A-S5	2.0/4	19/28	\$2,300	T
	M-6	2.0/4	19/29	\$2,200	T
	A-S6	2.8/6	15/24	\$2,800	T
	M-6	2.8/6	16/26	\$2,650	T
SATURN					
Astra 2DR Hatchback	A-4	1.8/4	24/30	\$1,850	
	M-5	1.8/4	24/32	\$1,850	
SUBARU					
Impreza AWD	A-S4	2.5/4	20/26	\$2,300	
	A-S4	2.5/4	19/24	\$2,600	P T
	M-5	2.5/4	20/27	\$2,300	
	M-5	2.5/4	18/25	\$2,600	P T
Legacy AWD	A-S4	2.5/4	20/26	\$2,300	
	A-S5	2.5/4	18/24	\$2,750	P T
	M-5	2.5/4	20/27	\$2,300	
	M-5	2.5/4	18/25	\$2,600	P T
	M-6	2.5/4	17/24	\$2,750	P T
	A-S5	3.0/6	17/24	\$2,750	P
SUZUKI					
SX4 Sedan	A-4	2.0/4	23/31	\$1,950	
	M-5	2.0/4	22/30	\$2,000	
SX4 Sport	A-4	2.0/4	22/30	\$2,000	
	M-5	2.0/4	22/29	\$2,100	
TOYOTA					
Corolla	A-4	1.8/4	27/35	\$1,700	
	M-5	1.8/4	26/35	\$1,700	
	A-S5	2.4/4	22/30	\$2,000	
	M-5	2.4/4	22/30	\$2,000	
VOLKSWAGEN					
CC	A-S6	2.0/4	19/29	\$2,400	P T
	M-6	2.0/4	21/31	\$2,200	P T
	A-S6	3.6/6	18/27	\$2,600	P
CC 4motion	A-S6	3.6/6	17/25	\$2,750	P
GTI	A-S6	2.0/4	22/29	\$2,200	P T
	M-6	2.0/4	21/31	\$2,200	P T
Jetta	A-S6	2.0/4	22/29	\$2,200	P T
	M-6	2.0/4	21/31	\$2,200	P T
	A-S6	2.5/5	20/29	\$2,100	
	M-5	2.5/5	21/30	\$2,100	
	A-S6	2.0/4	29/40	\$1,800	D T
▶ Rabbit	M-6	2.0/4	30/41	\$1,750	D T
	A-S6	2.5/5	20/29	\$2,100	
	M-5	2.5/5	21/30	\$2,100	
VOLVO					
C30 FWD	A-S5	2.4/5	20/28	\$2,200	
	M-5	2.4/5	20/28	\$2,200	
	A-S5	2.5/5	19/28	\$2,200	T
	M-6	2.5/5	19/28	\$2,200	T
S40 AWD	A-S5	2.5/5	18/26	\$2,400	T
	M-6	2.5/5	17/25	\$2,500	T
S40 FWD	A-S5	2.4/5	20/31	\$2,100	
	M-5	2.4/5	20/28	\$2,200	
	A-S5	2.5/5	19/28	\$2,200	T
	M-6	2.5/5	19/28	\$2,200	T
S60 AWD	A-S5	2.5/5	18/26	\$2,400	T
	A-5	2.5/5	17/26	\$2,400	T
S60 FWD	A-S5	2.4/5	18/26	\$2,400	T
	A-S5	2.5/5	19/28	\$2,200	T
	A-5	2.5/5	19/27	\$2,300	T
MIDSIZE CARS					
ACURA					
RL	A-S5	3.7/6	16/22	\$3,050	P
TL 2WD	A-S5	3.5/6	18/26	\$2,600	P
TL 4WD	A-S5	3.7/6	17/25	\$2,750	P
AUDI					
A6	AV	3.1/6	18/27	\$2,600	P
A6 quattro	A-S6	3.0/6	18/26	\$2,600	P S
	A-S6	4.2/8	16/23	\$3,050	P
A8	A-S6	4.2/8	16/23	\$3,050	P
S6	A-S6	5.2/10	14/19	\$3,450	P Tax
S8	A-S6	5.2/10	13/19	\$3,650	P Tax
BENTLEY					
Arnage	A-S6	6.7/8	10/14	\$5,000	P T Tax
Continental Flying Spur	A-S6	6.0/12	10/17	\$4,600	P T Tax
BMW					
528i	A-S6	3.0/6	18/27	\$2,600	P
	M-6	3.0/6	18/28	\$2,600	P
528i xDrive	A-S6	3.0/6	17/25	\$2,750	P
	M-6	3.0/6	17/25	\$2,750	P
535i	A-S6	3.0/6	17/26	\$2,750	P T
	M-6	3.0/6	17/26	\$2,750	P T
535i xDrive	A-S6	3.0/6	17/25	\$2,750	P T
	M-6	3.0/6	16/25	\$2,900	P T
550i	A-S6	4.8/8	15/23	\$3,050	P
	M-6	4.8/8	15/22	\$3,050	P
M5	A-S7	5.0/10	11/17	\$4,250	P Tax
	M-6	5.0/10	11/17	\$4,250	P Tax
BUICK					
Lacrosse/Allure	A-4	3.8/6	17/28	\$2,400	
	A-4	5.3/8	16/24	\$2,650	
CADILLAC					
CTS	A-S6	3.6/6	18/26	\$2,400	255HP
	A-S6	3.6/6	17/26	\$2,500	DI
	M-6	3.6/6	16/25	\$2,650	255HP
	M-6	3.6/6	16/25	\$2,650	DI
CTS AWD	A-S6	3.6/6	17/26	\$2,500	DI
	A-S6	3.6/6	17/25	\$2,500	255HP
STS	A-S6	3.6/6	17/26	\$2,500	DI
	A-S6	4.6/8	15/24	\$3,050	P
STS AWD	A-S6	3.6/6	17/26	\$2,500	DI
	A-S6	4.6/8	15/22	\$3,250	P
STS-V	A-S6	4.4/8	13/19	\$3,650	P S Tax
CHEVROLET					
Malibu	A-S6	2.4/4	22/33	\$1,950	
	A-4	2.4/4	22/30	\$2,000	
	A-4	3.5/6	18/29	\$2,300	
	A-S6	3.6/6	17/26	\$2,500	
Malibu FFV	A-4	3.5/6	19/29 14/22	\$2,200 Gas \$3,050 E85	
Malibu Hybrid	A-4	2.4/4	26/34	\$1,750	HEV
CHRYSLER					
Sebring	A-4	2.4/4	21/30	\$2,100	
	A-6	3.5/6	16/27	\$2,500	

	Trans Type/ Speeds	Eng Size / Cylinders	MPG City / Hwy	Annual Fuel Cost	Notes
CHEVROLET					
Impala	A-4	3.5/6	18/29	\$2,300	
	A-4	5.3/8	16/24	\$2,650	
Impala FFV	A-4	3.5/6	19/29 14/22	\$2,200 Gas \$3,050 E85	
Impala FFV	A-4	3.5/6	18/29 14/22	\$2,300 Gas \$3,050 E85	
Impala FFV	A-4	3.9/6	17/27 13/20	\$2,400 Gas \$3,450 E85	
CHRYSLER					
300 AWD	A-5	3.5/6	17/23	\$2,650	
	A-5	5.7/8	16/23	\$2,800	
300/SRT-8	A-4	2.7/6	18/26	\$2,400	
	A-4	3.5/6	17/25	\$2,500	
	A-5	5.7/8	16/25	\$2,650	
	A-5	6.1/8	13/19	\$3,350	Tax
DODGE					
Charger	A-4	2.7/6	18/26	\$2,400	
	A-4	3.5/6	17/25	\$2,500	
	A-5	3.5/6	16/25	\$2,650	
	A-5	5.7/8	16/25	\$2,650	
	A-5	6.1/8	13/19	\$3,350	Tax
Charger AWD	A-5	3.5/6	17/23	\$2,650	
	A-5	5.7/8	16/23	\$2,800	
FORD					
Crown Victoria FFV	A-4	4.6/8	16/24 12/17	\$2,650 Gas \$3,700 E85	
Taurus AWD	A-6	3.5/6	17/24	\$2,650	
Taurus FWD	A-6	3.5/6	18/28	\$2,400	
HONDA					
Accord	A-5	2.4/4	21/30	\$2,100	
	M-5	2.4/4	22/31	\$2,000	
	A-5	3.5/6	19/29	\$2,300	VCM
HYUNDAI					
Azera	A-5	3.3/6	18/26	\$2,400	
	A-5	3.8/6	17/26	\$2,500	
Genesis	A-6	3.8/6	18/27	\$2,400	
	A-6	4.6/8	17/25	\$2,900 P	
▶ Sonata	A-5	2.4/4	22/32	\$2,000	
	M-5	2.4/4	21/32	\$2,000	
	A-5	3.3/6	19/29	\$2,300	
INFINITI					
M35	A-S7	3.5/6	17/25	\$2,900 P	
M35x	A-S5	3.5/6	16/22	\$3,050 P	
M45	A-S5	4.5/8	16/21	\$3,050 P	
M45x	A-S5	4.5/8	14/20	\$3,450 P Tax	
JAGUAR					
Super V8	A-6	4.2/8	15/22	\$3,050 P S	
Vdp	A-6	4.2/8	16/25	\$2,900 P	
XJ	A-6	4.2/8	16/25	\$2,900 P	
XJ8L	A-6	4.2/8	16/25	\$2,900 P	
XJR	A-6	4.2/8	15/22	\$3,050 P S	
KIA					
Amanti	A-5	3.8/6	17/24	\$2,650	
LINCOLN					
MKS AWD	A-6	3.7/6	16/23	\$2,650	
MKS FWD	A-6	3.7/6	17/24	\$2,650	
Town Car FFV	A-4	4.6/8	16/24 12/17	\$2,650 Gas \$3,700 E85	
MASERATI					
Quattroporte	A-6	4.2/8	12/18	\$3,950	P Tax

	Trans Type/ Speeds	Eng Size / Cylinders	MPG City / Hwy	Annual Fuel Cost	Notes
MAYBACH					
57	A-5	5.5/12	10/16	\$4,600	P T Tax
57S	A-5	6.0/12	10/16	\$4,600	P T Tax
62	A-5	5.5/12	10/16	\$4,600	P T Tax
62S	A-5	6.0/12	10/16	\$4,600	P T Tax
MERCEDES-BENZ					
S550	A-7	5.5/8	14/22	\$3,250	P Tax
S550 4matic	A-7	5.5/8	14/21	\$3,250	P Tax
S600	A-5	5.5/12	11/17	\$4,250	P T Tax
S63 AMG	A-S7	6.2/8	11/17	\$4,250	P Tax
S65 AMG	A-S5	6.0/12	11/17	\$4,250	P T Tax
MERCURY					
Grand Marquis FFV	A-4	4.6/8	16/24 12/17	\$2,650 Gas \$3,700 E85	
Sable AWD	A-6	3.5/6	17/24	\$2,650	
Sable FWD	A-6	3.5/6	18/28	\$2,400	
PONTIAC					
G8	A-S5	3.6/6	17/25	\$2,500	
	A-S6	6.0/8	15/24	\$2,800	
ROLLS-ROYCE					
Phantom EWB	A-S6	6.7/12	11/18	\$3,950	P Tax
TOYOTA					
Avalon	A-S6	3.5/6	19/28	\$2,200	
SMALL STATION WAGONS					
AUDI					
A3	A-S6	2.0/4	22/28	\$2,300	P T
	M-6	2.0/4	21/30	\$2,300	P T
A3 quattro	A-S6	2.0/4	21/28	\$2,300	P T
	A-S6	3.2/6	18/25	\$2,600	P
A4 Avant quattro	A-S6	2.0/4	21/27	\$2,400	P T
BMW					
328i Sport Wagon	A-S6	3.0/6	18/27	\$2,600	P
	M-6	3.0/6	17/27	\$2,750	P
328i Sport Wagon xDrive	A-S6	3.0/6	17/25	\$2,750	P
	M-6	3.0/6	17/25	\$2,750	P
DODGE					
Caliber	M-5	1.8/4	24/30	\$1,850	
	AV	2.0/4	23/27	\$2,100	
	AV	2.4/4	21/25	\$2,200	
	M-5	2.4/4	23/29	\$2,000	
	M-6	2.4/4	19/27	\$2,500	P T
HONDA					
Fit	A-S5	1.5/4	27/33	\$1,700	
	A-5	1.5/4	28/35	\$1,650	
	M-5	1.5/4	27/33	\$1,750	
HYUNDAI					
Elantra Touring	A-4	2.0/4	23/30	\$1,950	
	M-5	2.0/4	23/31	\$1,950	
INFINITI					
EX35	A-S5	3.5/6	17/24	\$2,900	P
	A-S5	3.5/6	16/23	\$2,900	P
MITSUBISHI					
Lancer Sportback	A-S6	2.0/4	17/25	\$2,750	P T
	AV	2.4/4	21/27	\$2,200	
	M-5	2.4/4	20/27	\$2,300	
NISSAN					
Cube	AV	1.8/4	28/30	\$1,750	
	M-6	1.8/4	24/29	\$1,950	
PONTIAC					
Vibe	A-4	1.8/4	26/31	\$1,800	
	M-5	1.8/4	26/32	\$1,800	
	A-S5	2.4/4	21/29	\$2,100	
	A-4	2.4/4	20/26	\$2,300	
	M-5	2.4/4	21/28	\$2,100	

	Trans Type/ Speeds	Eng Size / Cylinders	MPG City / Hwy	Annual Fuel Cost	Notes
SAAB					
9-3 Aero SportCombi AWD	A-S6	2.0/4	17/27	\$2,400	T
	M-6	2.0/4	18/26	\$2,400	T
	A-S6	2.8/6	15/24	\$2,800	T
	M-6	2.8/6	15/24	\$2,800	T
9-3 SportCombi	A-S5	2.0/4	19/27	\$2,300	T
	M-6	2.0/4	19/29	\$2,200	T
	A-S6	2.8/6	15/24	\$2,800	T
	M-6	2.8/6	16/26	\$2,650	T
SCION					
xB	A-S4	2.4/4	22/28	\$2,100	
	M-5	2.4/4	22/28	\$2,100	
SUBARU					
Impreza Wagon/Outback SPT AWD	A-S4	2.5/4	20/26	\$2,300	
	A-S4	2.5/4	19/24	\$2,600	P T
	M-5	2.5/4	20/27	\$2,300	
	M-5	2.5/4	18/25	\$2,600	P T
	M-6	2.5/4	17/23	\$2,900	P T
SUZUKI					
SX4	A-4	2.0/4	22/30	\$2,000	
	M-5	2.0/4	22/29	\$2,100	
SX4 AWD	A-4	2.0/4	21/28	\$2,100	
	M-5	2.0/4	21/28	\$2,200	
TOYOTA					
Matrix	A-4	1.8/4	25/31	\$1,800	
	M-5	1.8/4	26/32	\$1,800	
	A-S5	2.4/4	21/29	\$2,100	
	A-4	2.4/4	20/26	\$2,300	
	M-5	2.4/4	21/28	\$2,100	
VOLKSWAGEN					
Jetta SportWagen	A-S6	2.0/4	22/29	\$2,200	P T
	M-6	2.0/4	21/31	\$2,200	P T
	A-S6	2.5/5	20/29	\$2,100	
	M-5	2.5/5	21/30	\$2,100	
▶	A-S6	2.0/4	29/40	\$1,800	D T
▶	M-6	2.0/4	30/41	\$1,750	D T
VOLVO					
V50 AWD	A-S5	2.5/5	18/26	\$2,400	T
	M-6	2.5/5	17/25	\$2,500	T
V50 FWD	A-S5	2.4/5	20/31	\$2,100	
	M-5	2.4/5	20/28	\$2,200	
	A-S5	2.5/5	19/28	\$2,200	T
	M-6	2.5/5	19/28	\$2,200	T

MIDSIZE STATION WAGONS

AUDI					
A6 Avant quattro	A-S6	3.0/6	18/26	\$2,600	P S
BMW					
535i Sport Wagon xDrive	A-S6	3.0/6	16/24	\$2,900	P T
	M-6	3.0/6	16/23	\$3,050	P T
KIA					
▶Rondo	A-4	2.4/4	20/27	\$2,300	
	A-5	2.7/6	18/26	\$2,400	
MERCEDES-BENZ					
E350 4matic (wagon)	A-5	3.5/6	16/21	\$3,050	P
E63 AMG (wagon)	A-S7	6.2/8	13/18	\$3,650	P Tax
SAAB					
9-5 SportCombi	A-S5	2.3/4	17/27	\$2,500	T
▶	M-5	2.3/4	18/27	\$2,400	T
VOLKSWAGEN					
Passat Wagon	A-S6	2.0/4	19/28	\$2,500	P T
VOLVO					
V70 FWD	A-S6	3.2/6	16/25	\$2,500	

	Trans Type/ Speeds	Eng Size / Cylinders	MPG City / Hwy	Annual Fuel Cost	Notes
--	-----------------------	-------------------------	-------------------	---------------------	-------

SMALL PICKUP TRUCKS 2WD

CHEVROLET					
Colorado 2WD	A-4	2.9/4	18/24	\$2,500	
	M-5	2.9/4	18/24	\$2,500	
	A-4	3.7/5	17/23	\$2,650	
	A-4	5.3/8	15/21	\$2,950	
Colorado Cab Chassis inc 2WD	A-4	3.7/5	15/20	\$2,950	
Colorado Crew Cab 2WD	A-4	2.9/4	18/24	\$2,500	
	M-5	2.9/4	18/24	\$2,500	
	A-4	3.7/5	17/23	\$2,650	
	A-4	5.3/8	15/21	\$2,950	
FORD					
Ranger Pickup 2WD	A-5	2.3/4	19/24	\$2,400	
▶	M-5	2.3/4	21/26	\$2,200	
	A-5	4.0/6	16/21	\$2,800	
	M-5	4.0/6	15/21	\$2,950	
GMC					
Canyon 2WD	A-4	2.9/4	18/24	\$2,500	
	M-5	2.9/4	18/24	\$2,500	
	A-4	3.7/5	17/23	\$2,650	
	A-4	5.3/8	15/21	\$2,950	
Canyon Cab Chassis Inc 2WD	A-4	3.7/5	15/20	\$2,950	
Canyon Crew Cab 2WD	A-4	2.9/4	18/24	\$2,500	
	M-5	2.9/4	18/24	\$2,500	
	A-4	3.7/5	17/23	\$2,650	
	A-4	5.3/8	15/21	\$2,950	
MAZDA					
B2300 2WD	A-5	2.3/4	19/24	\$2,400	
▶	M-5	2.3/4	21/26	\$2,200	
NISSAN					
Frontier 2WD	A-5	2.5/4	17/22	\$2,650	
	M-5	2.5/4	19/23	\$2,400	
	A-5	4.0/6	15/20	\$2,950	
	M-6	4.0/6	16/20	\$2,800	
SUZUKI					
Equator 2WD	A-5	2.5/4	17/22	\$2,650	
	M-5	2.5/4	19/23	\$2,400	
	A-5	4.0/6	15/20	\$2,950	
TOYOTA					
▶Tacoma 2WD	A-4	2.7/4	19/25	\$2,400	
	M-5	2.7/4	20/26	\$2,300	
	A-5	4.0/6	17/21	\$2,800	
	M-6	4.0/6	15/19	\$2,950	

SMALL PICKUP TRUCKS 4WD

CHEVROLET					
Colorado 4WD	A-4	2.9/4	17/23	\$2,500	
	M-5	2.9/4	17/23	\$2,500	
	A-4	3.7/5	16/22	\$2,650	
	A-4	5.3/8	14/19	\$3,150	
Colorado Cab Chassis inc 4WD	A-4	3.7/5	16/21	\$2,800	
Colorado Crew Cab 4WD	A-4	3.7/5	16/21	\$2,800	
	A-4	5.3/8	14/19	\$3,150	
FORD					
Ranger Pickup 4WD	A-5	4.0/6	14/18	\$3,350	
	M-5	4.0/6	15/19	\$3,150	
GMC					
Canyon 4WD	A-4	2.9/4	17/23	\$2,500	
	M-5	2.9/4	17/23	\$2,500	
	A-4	3.7/5	16/22	\$2,800	
	A-4	5.3/8	14/19	\$3,150	
Canyon Cab Chassis Inc 4WD	A-4	3.7/5	16/21	\$2,800	
Canyon Crew Cab 4WD	A-4	3.7/5	16/21	\$2,800	
	A-4	5.3/8	14/19	\$3,150	
MAZDA					
B4000 4WD	A-5	4.0/6	14/18	\$3,350	
	M-5	4.0/6	15/19	\$3,150	
NISSAN					
Frontier 4WD	A-5	4.0/6	15/19	\$3,150	
	M-6	4.0/6	15/19	\$2,950	

	Trans Type/ Speeds	Eng Size / Cylinders	MPG City / Hwy	Annual Fuel Cost	Notes
--	-----------------------	-------------------------	-------------------	---------------------	-------

SUZUKI					
Equator 4WD	A-5	4.0/6	15/19	\$3,150	

TOYOTA					
Tacoma 4WD	M-5	2.7/4	17/22	\$2,650	
	A-5	4.0/6	16/20	\$2,800	
	M-6	4.0/6	14/19	\$3,150	

STANDARD PICKUP TRUCKS 2WD

CHEVROLET					
►Silverado 15 Hybrid 2WD	AV	6.0/8	21/22	\$2,400	HEV
Silverado C15 2WD	A-4	4.3/6	15/20	\$2,950	
	A-4	4.8/8	14/19	\$3,150	
	A-4	5.3/8	14/20	\$3,150	
	A-6	5.3/8	14/20	\$3,150	
	A-6	6.0/8	14/19	\$3,150	

Silverado C15 2WD FFV	A-4	5.3/8	14/20 11/15	\$3,150 Gas \$4,000 E85	
-----------------------	-----	-------	----------------	----------------------------	--

Silverado C15 2WD FFV	A-6	5.3/8	14/20 10/15	\$3,150 Gas \$4,350 E85	
-----------------------	-----	-------	----------------	----------------------------	--

Silverado C15 2WD FFV	A-6	6.2/8	13/19 10/14	\$3,350 Gas \$4,750 E85	
-----------------------	-----	-------	----------------	----------------------------	--

Silverado C15 XFE 2WD FFV	A-6	5.3/8	15/21 11/16	\$2,950 Gas \$4,000 E85	
---------------------------	-----	-------	----------------	----------------------------	--

DODGE					
Dakota Pickup 2WD	A-4	3.7/6	15/20	\$2,950	
►	M-6	3.7/6	16/20	\$2,800	

Dakota Pickup 2WD FFV	A-5	4.7/8	14/19 9/13	\$3,350 Gas \$5,200 E85	
-----------------------	-----	-------	---------------	----------------------------	--

Ram 1500 Pickup 2WD	A-4	3.7/6	14/20	\$3,150	
	A-5	5.7/8	14/20	\$3,150	

Ram 1500 Pickup 2WD FFV	A-5	4.7/8	14/19 9/13	\$3,350 Gas \$5,200 E85	
-------------------------	-----	-------	---------------	----------------------------	--

FORD					
Explorer Sport Trac 2WD	A-5	4.0/6	14/20	\$3,150	
	A-6	4.6/8	15/21	\$2,950	
F150 Pickup 2WD	A-4	4.6/8	14/19	\$3,150	
	A-6	4.6/8	15/20	\$2,950	

F150 Pickup FFV 2WD	A-6	5.4/8	14/20 10/14	\$3,150 Gas \$4,350 E85	
---------------------	-----	-------	----------------	----------------------------	--

F150 SFE 2WD	A-6	4.6/8	15/21	\$2,950	
--------------	-----	-------	-------	---------	--

GMC					
►Sierra 15 Hybrid 2WD	AV	6.0/8	21/22	\$2,400	HEV
Sierra C15 2WD	A-4	4.3/6	15/20	\$2,950	
	A-4	4.8/8	14/19	\$3,150	
	A-4	5.3/8	14/20	\$3,150	
	A-6	5.3/8	14/20	\$3,150	
	A-6	6.0/8	14/19	\$3,150	

Sierra C15 2WD FFV	A-4	5.3/8	14/20 11/15	\$3,150 Gas \$4,000 E85	
--------------------	-----	-------	----------------	----------------------------	--

Sierra C15 2WD FFV	A-6	5.3/8	14/20 10/15	\$3,150 Gas \$4,350 E85	
--------------------	-----	-------	----------------	----------------------------	--

Sierra C15 2WD FFV	A-6	6.2/8	13/19 10/14	\$3,350 Gas \$4,750 E85	
--------------------	-----	-------	----------------	----------------------------	--

Sierra C15 XFE 2WD FFV	A-6	5.3/8	15/21 11/16	\$2,950 Gas \$4,000 E85	
------------------------	-----	-------	----------------	----------------------------	--

MITSUBISHI					
Raider Pickup 2WD	A-4	3.7/6	15/20	\$2,950	
►	M-6	3.7/6	16/20	\$2,800	

	Trans Type/ Speeds	Eng Size / Cylinders	MPG City / Hwy	Annual Fuel Cost	Notes
--	-----------------------	-------------------------	-------------------	---------------------	-------

Raider Pickup 2WD FFV	A-5	4.7/8	14/19 9/13	\$3,350 Gas \$5,200 E85	
-----------------------	-----	-------	---------------	----------------------------	--

NISSAN					
Titan 2WD	A-5	5.6/8	13/17	\$3,600	

Titan 2WD FFV	A-5	5.6/8	13/18 9/13	\$3,600 Gas \$4,750 E85	
---------------	-----	-------	---------------	----------------------------	--

Titan FE 2WD	A-5	5.6/8	13/18	\$3,350	
--------------	-----	-------	-------	---------	--

Titan FE 2WD FFV	A-5	5.6/8	13/18 9/13	\$3,350 Gas \$4,750 E85	
------------------	-----	-------	---------------	----------------------------	--

TOYOTA					
Tundra 2WD	A-S5	4.0/6	15/19	\$3,150	
	A-S5	4.7/8	14/17	\$3,350	
	A-S6	5.7/8	14/18	\$3,150	

STANDARD PICKUP TRUCKS 4WD

CHEVROLET					
Silverado 15 Hybrid 4WD	AV	6.0/8	20/20	\$2,500	HEV
Silverado K15 4WD	A-4	4.3/6	14/18	\$3,350	
	A-4	4.8/8	14/18	\$3,350	
	A-4	5.3/8	14/19	\$3,150	
	A-6	5.3/8	14/20	\$3,150	
	A-6	6.0/8	13/18	\$3,350	

Silverado K15 4WD FFV	A-4	5.3/8	14/19 10/14	\$3,150 Gas \$4,350 E85	
-----------------------	-----	-------	----------------	----------------------------	--

Silverado K15 4WD FFV	A-6	5.3/8	14/20 10/15	\$3,150 Gas \$4,350 E85	
-----------------------	-----	-------	----------------	----------------------------	--

Silverado K15 4WD FFV	A-6	6.2/8	12/19 9/14	\$3,600 Gas \$4,750 E85	
-----------------------	-----	-------	---------------	----------------------------	--

DODGE					
Dakota Pickup 4WD	A-4	3.7/6	14/18	\$3,350	
	M-6	3.7/6	15/19	\$3,150	

Dakota Pickup 4WD FFV	A-5	4.7/8	14/19 9/12	\$3,350 Gas \$5,200 E85	
-----------------------	-----	-------	---------------	----------------------------	--

Ram 1500 Pickup 4WD	A-5	5.7/8	13/18	\$3,350	
---------------------	-----	-------	-------	---------	--

Ram 1500 Pickup 4WD FFV	A-5	4.7/8	13/18 9/12	\$3,350 Gas \$5,200 E85	
-------------------------	-----	-------	---------------	----------------------------	--

FORD					
Explorer Sport Trac 4WD	A-5	4.0/6	13/19	\$3,350	
	A-6	4.6/8	14/19	\$3,150	
F150 Pickup 4WD	A-4	4.6/8	14/18	\$3,350	
	A-6	4.6/8	14/19	\$3,150	

F150 Pickup FFV 4WD	A-6	5.4/8	14/18 10/13	\$3,350 Gas \$4,750 E85	
---------------------	-----	-------	----------------	----------------------------	--

GMC					
Sierra 15 Hybrid 4WD	AV	6.0/8	20/20	\$2,500	HEV
Sierra K15 4WD	A-4	4.3/6	14/18	\$3,350	
	A-4	4.8/8	14/18	\$3,350	
	A-4	5.3/8	14/19	\$3,150	
	A-6	5.3/8	14/20	\$3,150	
	A-6	6.0/8	13/18	\$3,350	

Sierra K15 4WD FFV	A-4	5.3/8	14/19 10/14	\$3,150 Gas \$4,350 E85	
--------------------	-----	-------	----------------	----------------------------	--

Sierra K15 4WD FFV	A-6	5.3/8	14/20 10/15	\$3,150 Gas \$4,350 E85	
--------------------	-----	-------	----------------	----------------------------	--

Sierra K15 4WD FFV	A-6	6.2/8	12/19 9/14	\$3,600 Gas \$4,750 E85	
--------------------	-----	-------	---------------	----------------------------	--

	Trans Type/ Speeds	Eng Size / Cylinders	MPG City / Hwy	Annual Fuel Cost	Notes
Sierra K15 AWD FFV	A-6	6.2/8	12/19 9/14	\$3,600 Gas \$4,750 E85	
HONDA					
Ridgeline Truck 4WD	A-5	3.5/6	15/20	\$2,950	
HUMMER					
H3T 4WD	A-4	3.7/5	14/18	\$3,150	
	M-5	3.7/5	14/18	\$3,150	
	A-4	5.3/8	13/16	\$3,600	
MITSUBISHI					
Raider Pickup 4WD	A-4	3.7/6	14/18	\$3,350	
	M-6	3.7/6	15/19	\$3,150	
Raider Pickup 4WD FFV	A-5	4.7/8	14/19 9/12	\$3,350 Gas \$5,200 E85	
NISSAN					
Titan 4WD	A-5	5.6/8	12/17	\$3,600	
Titan 4WD FFV	A-5	5.6/8	12/17 9/12	\$3,600 Gas \$5,200 E85	
TOYOTA					
Tundra 4WD	A-S5	4.7/8	13/16	\$3,350	
	A-S6	5.7/8	13/17	\$3,600	
Tundra 4WD FFV	A-S6	5.7/8	13/17 10/13	\$3,350 Gas \$4,750 E85	

VANS, CARGO TYPE

	Trans Type/ Speeds	Eng Size / Cylinders	MPG City / Hwy	Annual Fuel Cost	Notes
CHEVROLET					
►Van 1500 2WD Cargo	A-4	4.3/6	15/20	\$2,950	
	A-4	5.3/8	14/18	\$3,350	
Van 1500 2WD Cargo FFV	A-4	5.3/8	14/18 10/13	\$3,350 Gas \$4,750 E85	
Van 1500 2WD Conversion Cargo	A-4	5.3/8	13/16	\$3,600	
Van 1500 2WD Conversion Cargo					
FFV	A-4	5.3/8	13/16 9/12	\$3,600 Gas \$5,200 E85	
Van 1500 AWD Cargo	A-4	5.3/8	14/17	\$3,350	
Van 1500 AWD Cargo FFV	A-4	5.3/8	14/17 10/12	\$3,350 Gas \$4,750 E85	
Van 1500 AWD Conversion Cargo	A-4	5.3/8	12/15	\$3,600	
Van 1500 AWD Conversion Cargo					
FFV	A-4	5.3/8	13/16 9/12	\$3,600 Gas \$5,200 E85	
GMC					
Savana 1500 AWD (cargo) FFV	A-4	5.3/8	14/17 10/12	\$3,350 Gas \$4,750 E85	
Savana 1500 AWD Conversion					
(cargo) FFV	A-4	5.3/8	13/16 9/12	\$3,600 Gas \$5,200 E85	
►Savana 1500 2WD (cargo)	A-4	4.3/6	15/20	\$2,950	
	A-4	5.3/8	14/18	\$3,350	
Savana 1500 2WD (cargo) FFV	A-4	5.3/8	14/18 10/13	\$3,350 Gas \$4,750 E85	
Savana 1500 2WD Conversion					
(cargo)	A-4	5.3/8	13/16	\$3,600	

	Trans Type/ Speeds	Eng Size / Cylinders	MPG City / Hwy	Annual Fuel Cost	Notes
Savana 1500 2WD Conversion					
(cargo) FFV	A-4	5.3/8	13/16 9/12	\$3,600 Gas \$5,200 E85	
Savana 1500 AWD (cargo)	A-4	5.3/8	14/17	\$3,350	
Savana 1500 AWD Conversion					
(cargo)	A-4	5.3/8	12/15	\$3,600	

VANS, PASSENGER TYPE

	Trans Type/ Speeds	Eng Size / Cylinders	MPG City / Hwy	Annual Fuel Cost	Notes
CHEVROLET					
►Express 1500 2WD Passenger	A-4	5.3/8	13/16	\$3,600	
►Express 1500 2WD Passenger					
FFV	A-4	5.3/8	13/16 9/12	\$3,600 Gas \$5,200 E85	
Express 1500 AWD Passenger	A-4	5.3/8	12/15	\$3,600	
►Express 1500 AWD Passenger					
FFV	A-4	5.3/8	13/16 9/12	\$3,600 Gas \$5,200 E85	
GMC					
►Savana 1500 2WD (Passenger)	A-4	5.3/8	13/16	\$3,600	
►Savana 1500 2WD (Passenger)					
FFV	A-4	5.3/8	13/16 9/12	\$3,600 Gas \$5,200 E85	
Savana 1500 AWD (Passenger)	A-4	5.3/8	12/15	\$3,600	
►Savana 1500 AWD (Passenger)					
FFV	A-4	5.3/8	13/16 9/12	\$3,600 Gas \$5,200 E85	

MINIVAN 2WD

	Trans Type/ Speeds	Eng Size / Cylinders	MPG City / Hwy	Annual Fuel Cost	Notes
CHRYSLER					
Town and Country	A-6	3.8/6	16/23	\$2,800	
	A-6	4.0/6	17/25	\$2,500	
Town and Country FFV	A-4	3.3/6	17/24 11/16	\$2,650 Gas \$4,000 E85	
DODGE					
Caravan/Grand Caravan FWD	A-6	3.8/6	16/23	\$2,800	
	A-6	4.0/6	17/25	\$2,500	
Caravan/Grand Caravan FWD FFV	A-4	3.3/6	17/24 11/16	\$2,650 Gas \$4,000 E85	
HONDA					
Odyssey	A-5	3.5/6	17/25	\$2,500 VCM	
	A-5	3.5/6	16/23	\$2,800	
HYUNDAI					
Entourage	A-5	3.8/6	16/23	\$2,800	
KIA					
Sedona	A-5	3.8/6	16/23	\$2,800	
MAZDA					
►5	A-S5	2.3/4	21/27	\$2,200	
►	M-5	2.3/4	22/28	\$2,100	
NISSAN					
Quest	A-5	3.5/6	16/24	\$2,900 P	
TOYOTA					
Sienna 2WD	A-5	3.5/6	17/23	\$2,650	
VOLKSWAGEN					
Routan FWD	A-6	3.8/6	16/23	\$2,800	
	A-6	4.0/6	17/25	\$2,500	

	Trans Type/ Speeds	Eng Size / Cylinders	MPG City / Hwy	Annual Fuel Cost	Notes
MINIVAN 4WD					
TOYOTA					
Sienna 4WD	A-5	3.5/6	16/21	\$2,800	
SPORT UTILITY VEHICLE 2WD					
BUICK					
Enclave FWD	A-6	3.6/6	17/24	\$2,650	
CADILLAC					
Escalade 2WD FFV	A-6	6.2/8	12/19 10/14	\$3,350 Gas \$4,750 E85	
Escalade ESV 2WD FFV	A-6	6.2/8	12/19 10/14	\$3,350 Gas \$4,750 E85	
Escalade Hybrid 2WD	AV	6.0/8	20/21	\$2,500 HEV	
SRX 2WD	A-S5	3.6/6	15/23	\$2,800	
	A-S6	4.6/8	13/20	\$3,450 P	
CHEVROLET					
Avalanche 1500 2WD	A-6	5.3/8	14/20	\$3,150	
	A-6	6.0/8	14/19	\$3,150	
Avalanche 1500 2WD FFV	A-6	5.3/8	14/20 10/15	\$3,150 Gas \$4,350 E85	
Equinox FWD	A-5	3.4/6	17/24	\$2,500	
	A-S6	3.6/6	17/24	\$2,650	
HHR FWD	A-4	2.0/4	19/29	\$2,200 T	
	M-5	2.0/4	21/29	\$2,100 T	
HHR FWD FFV	A-4	2.2/4	22/30 16/22	\$2,000 Gas \$2,900 E85	
HHR FWD FFV	M-5	2.2/4	22/32 16/23	\$1,950 Gas \$2,750 E85	
HHR FWD FFV	A-4	2.4/4	22/29 15/21	\$2,100 Gas \$3,050 E85	
HHR FWD FFV	M-5	2.4/4	21/30 16/22	\$2,100 Gas \$2,750 E85	
HHR Panel FWD	A-4	2.0/4	19/29	\$2,200 T	
	M-5	2.0/4	21/29	\$2,100 T	
HHR Panel FWD FFV	A-4	2.2/4	22/30 16/22	\$2,000 Gas \$2,900 E85	
HHR Panel FWD FFV	M-5	2.2/4	22/32 16/23	\$1,950 Gas \$2,750 E85	
HHR Panel FWD FFV	A-4	2.4/4	22/29 15/21	\$2,100 Gas \$3,050 E85	
HHR Panel FWD FFV	M-5	2.4/4	21/30 16/22	\$2,100 Gas \$2,750 E85	
Suburban 1500 2WD	A-6	5.3/8	14/20	\$3,150	
	A-6	6.0/8	14/19	\$3,150	
Suburban 1500 2WD FFV	A-6	5.3/8	14/20 10/15	\$3,150 Gas \$4,350 E85	
Tahoe 1500 2WD	A-4	4.8/8	14/19	\$3,150	
	A-6	5.3/8	14/20	\$3,150	
Tahoe 1500 2WD FFV	A-6	5.3/8	14/20 10/15	\$3,150 Gas \$4,350 E85	
Tahoe 1500 2WD FFV	A-6	6.2/8	12/19 10/14	\$3,350 Gas \$4,750 E85	

	Trans Type/ Speeds	Eng Size / Cylinders	MPG City / Hwy	Annual Fuel Cost	Notes
Tahoe 1500 XFE 2WD FFV	A-6	5.3/8	15/21 11/16	\$2,950 Gas \$4,000 E85	
Tahoe Hybrid 2WD	AV	6.0/8	21/22	\$2,400 HEV	
TrailBlazer 2WD	A-4	4.2/6	14/20	\$3,150	
	A-4	5.3/8	15/21	\$2,950	
	A-4	6.0/8	12/16	\$3,600	
Traverse FWD	A-6	3.6/6	17/24	\$2,650	
CHRYSLER					
Aspen 2WD	A-5	5.7/8	14/20	\$3,150	
Aspen 2WD FFV	A-5	4.7/8	14/19 9/13	\$3,350 Gas \$5,200 E85	
PT Cruiser	A-4	2.4/4	19/24	\$2,400	
	A-4	2.4/4	18/24	\$2,400 T	
	M-5	2.4/4	21/26	\$2,200	
DODGE					
Durango 2WD	A-4	3.7/6	14/20	\$3,150	
	A-5	5.7/8	14/20	\$3,150	
Durango 2WD FFV	A-5	4.7/8	14/19 9/13	\$3,350 Gas \$5,200 E85	
Journey 2WD	A-4	2.4/4	19/25	\$2,400	
	A-6	3.5/6	16/23	\$2,800	
Nitro 2WD	A-4	3.7/6	16/22	\$2,800	
	A-5	4.0/6	16/21	\$2,800	
FORD					
Edge FWD	A-6	3.5/6	17/24	\$2,650	
Escape FWD	A-6	2.5/4	20/28	\$2,200	
	M-5	2.5/4	22/28	\$2,100	
	A-6	3.0/6	18/26	\$2,400	
Escape Hybrid FWD	AV	2.5/4	34/31	\$1,600 HEV	
Expedition 2WD FFV	A-6	5.4/8	14/20 10/14	\$3,150 Gas \$4,750 E85	
Explorer 2WD	A-5	4.0/6	14/20	\$3,150	
	A-6	4.6/8	15/21	\$2,950	
Flex FWD	A-6	3.5/6	17/24	\$2,650	
Taurus X FWD	A-6	3.5/6	17/24	\$2,650	
GMC					
Acadia FWD	A-6	3.6/6	17/24	\$2,650	
Envoy 2WD	A-4	4.2/6	14/20	\$3,150	
	A-4	5.3/8	15/21	\$2,950	
Yukon 1500 2WD	A-4	4.8/8	14/19	\$3,150	
	A-6	5.3/8	14/20	\$3,150	
Yukon 1500 2WD FFV	A-6	5.3/8	14/20 10/15	\$3,150 Gas \$4,350 E85	
Yukon 1500 2WD FFV	A-6	6.2/8	12/19 10/14	\$3,350 Gas \$4,750 E85	
Yukon 1500 Hybrid 2WD	AV	6.0/8	21/22	\$2,400 HEV	
Yukon 1500 XFE 2WD FFV	A-6	5.3/8	15/21 11/16	\$2,950 Gas \$4,000 E85	
Yukon XL 1500 2WD	A-6	5.3/8	14/20	\$3,150	
	A-6	6.0/8	14/19	\$3,150	
Yukon XL 1500 2WD FFV	A-6	5.3/8	14/20 10/15	\$3,150 Gas \$4,350 E85	
Yukon XL 1500 2WD FFV	A-6	6.2/8	12/19 10/14	\$3,350 Gas \$4,750 E85	
HONDA					
CR-V 2WD	A-5	2.4/4	20/27	\$2,200	
Element 2WD	A-5	2.4/4	20/25	\$2,300	
	M-5	2.4/4	18/23	\$2,500	
Pilot 2WD	A-5	3.5/6	17/23	\$2,650	
HYUNDAI					
Santa Fe 2WD	A-4	2.7/6	18/24	\$2,500	
	M-5	2.7/6	17/24	\$2,500	
	A-5	3.3/6	17/24	\$2,500	

	Trans Type/ Speeds	Eng Size / Cylinders	MPG City / Hwy	Annual Fuel Cost	Notes
Tucson 2WD	A-4	2.0/4	20/25	\$2,300	
	M-5	2.0/4	20/26	\$2,300	
	A-4	2.7/6	18/24	\$2,500	
Veracruz 2WD	A-6	3.8/6	16/23	\$2,800	
INFINITI					
FX35 RWD	A-S7	3.5/6	16/23	\$2,900	P
QX56 2WD	A-5	5.6/8	12/18	\$3,950	P
JEEP					
Commander 2WD	A-5	3.7/6	15/20	\$3,150	
	A-5	4.7/8	14/19	\$3,350	
	A-5	5.7/8	14/20	\$3,150	
Commander 2WD FFV	A-5	4.7/8	14/19 9/13	\$3,350 Gas \$5,200 E85	
Compass 2WD	AV	2.0/4	23/27	\$2,100	
▶	M-5	2.0/4	23/29	\$2,000	
	AV	2.4/4	21/25	\$2,200	
	M-5	2.4/4	23/28	\$2,000	
Grand Cherokee 2WD	A-5	3.7/6	16/21	\$2,800	
	A-5	4.7/8	14/19	\$3,350	
	A-5	5.7/8	14/20	\$3,150	
Grand Cherokee 2WD FFV	A-5	4.7/8	14/19 9/13	\$3,350 Gas \$5,200 E85	
Liberty 2WD	A-4	3.7/6	16/22	\$2,800	
Patriot 2WD	AV	2.0/4	23/27	\$2,100	
▶	M-5	2.0/4	23/29	\$2,000	
	AV	2.4/4	21/25	\$2,200	
	M-5	2.4/4	23/28	\$2,000	
Wrangler 2WD	A-4	3.8/6	15/20	\$2,950	
KIA					
Borrego 2WD	A-5	3.8/6	17/21	\$2,800	
	A-6	4.6/8	15/22	\$2,800	
Sorento 2WD	A-5	3.3/6	16/22	\$2,800	
	A-5	3.8/6	15/21	\$2,950	
Sportage 2WD	A-4	2.0/4	20/25	\$2,300	
	M-5	2.0/4	20/25	\$2,300	
	A-4	2.7/6	18/23	\$2,500	
LEXUS					
RX 350 2WD	A-S5	3.5/6	18/23	\$2,750	P
	A-5	3.5/6	18/23	\$2,750	P
LINCOLN					
MKX FWD	A-6	3.5/6	17/24	\$2,650	
Navigator 2WD FFV	A-6	5.4/8	14/20 10/14	\$3,150 Gas \$4,750 E85	
MAZDA					
CX-7 2WD	A-S6	2.3/4	17/23	\$2,750	P T
CX-9 2WD	A-S6	3.7/6	16/22	\$2,800	
Tribute FWD	A-6	2.5/4	20/28	\$2,200	
	M-5	2.5/4	22/28	\$2,100	
	A-6	3.0/6	18/26	\$2,400	
▶Tribute Hybrid 2WD	AV	2.5/4	34/31	\$1,600	HEV
MERCEDES-BENZ					
ML350	A-7	3.5/6	16/21	\$3,050	P
MERCURY					
Mariner FWD	A-6	2.5/4	20/28	\$2,200	
	A-6	3.0/6	18/26	\$2,400	
▶Mariner Hybrid FWD	AV	2.5/4	34/31	\$1,600	HEV
Mountaineer 2WD	A-5	4.0/6	14/20	\$3,150	
	A-6	4.6/8	15/21	\$2,950	
MITSUBISHI					
Endeavor 2WD	A-S4	3.8/6	15/21	\$3,050	P
Outlander 2WD	AV	2.4/4	20/25	\$2,300	
	A-S6	3.0/6	17/24	\$2,500	
NISSAN					
Armada 2WD	A-5	5.6/8	12/18	\$3,600	
Armada 2WD FFV	A-5	5.6/8	12/18 9/13	\$3,600 Gas \$4,750 E85	
Murano FWD	AV	3.5/6	18/23	\$2,750	P

	Trans Type/ Speeds	Eng Size / Cylinders	MPG City / Hwy	Annual Fuel Cost	Notes
Pathfinder 2WD	A-5	4.0/6	15/22	\$3,250	P
	A-S5	5.6/8	13/19	\$3,650	P
Pathfinder FE 2WD	A-5	4.0/6	15/22	\$3,050	P
Rogue FWD	AV	2.5/4	22/27	\$2,100	
Xterra 2WD	A-5	4.0/6	15/21	\$2,950	
	M-6	4.0/6	16/20	\$2,800	
PONTIAC					
Torrent FWD	A-5	3.4/6	17/24	\$2,500	
	A-S6	3.6/6	17/24	\$2,650	
SATURN					
Outlook FWD	A-6	3.6/6	17/24	\$2,650	
Vue FWD	A-4	2.4/4	19/26	\$2,300	
	A-S6	3.6/6	17/24	\$2,650	
	A-6	3.6/6	17/24	\$2,650	
Vue Hybrid	A-4	2.4/4	25/32	\$1,800	HEV
	AV	3.6/6	27/30	\$1,800	HEV
SUZUKI					
Grand Vitara	A-4	2.4/4	19/25	\$2,400	
	M-5	2.4/4	19/26	\$2,300	
	A-5	3.2/6	18/24	\$2,500	
XL7 FWD	A-S6	3.6/6	17/24	\$2,650	
TOYOTA					
4Runner 2WD	A-5	4.0/6	16/21	\$2,800	
	A-5	4.7/8	15/19	\$2,950	
FJ Cruiser 2WD	A-5	4.0/6	17/21	\$3,050	P
Highlander 2WD	A-S6	2.7/4	20/27	\$2,300	
	A-S5	3.5/6	18/24	\$2,500	
RAV4 2WD	A-4	2.5/4	22/28	\$2,100	
	A-5	3.5/6	19/27	\$2,300	
Sequoia 2WD	A-S5	4.7/8	14/17	\$3,350	
	A-S6	5.7/8	14/19	\$3,350	
Venza	A-S6	2.7/4	21/29	\$2,100	
	A-S6	3.5/6	19/26	\$2,300	
VOLKSWAGEN					
Tiguan	A-S6	2.0/4	18/24	\$2,600	P T
	M-6	2.0/4	19/26	\$2,600	P T
VOLVO					
XC 90 FWD	A-S6	3.2/6	14/20	\$2,950	

SPORT UTILITY VEHICLE 4WD

	Trans Type/ Speeds	Eng Size / Cylinders	MPG City / Hwy	Annual Fuel Cost	Notes
ACURA					
MDX 4WD	A-S5	3.7/6	15/20	\$3,250	P
RDX 4WD	A-S5	2.3/4	17/22	\$2,900	P T
AUDI					
Q5	A-S6	3.2/6	18/23	\$2,750	P
Q7	A-S6	3.6/6	14/20	\$3,450	P
	A-S6	4.2/8	13/18	\$3,650	P
	A-S6	3.0/6	17/25	\$2,950	D T
BMW					
X3 xDrive 30i	A-S6	3.0/6	17/24	\$2,750	P
	M-6	3.0/6	16/23	\$2,900	P
X5 xDrive 30i	A-S6	3.0/6	15/21	\$3,050	P
X5 xDrive 48i	A-S6	4.8/8	14/19	\$3,450	P
X5 xDrive35d	A-S6	3.0/6	19/26	\$2,700	D
X6 xDrive 35i	A-S6	3.0/6	15/20	\$3,250	P
X6 xDrive 50i	A-S6	4.4/8	12/18	\$3,650	P T
BUICK					
Enclave AWD	A-6	3.6/6	16/22	\$2,800	
CADILLAC					
Escalade AWD FFV	A-6	6.2/8	12/19 9/14	\$3,600 Gas \$4,750 E85	
SRX AWD	A-S5	3.6/6	14/22	\$2,950	
	A-S6	4.6/8	13/20	\$3,650	P
CHEVROLET					
Equinox AWD	A-5	3.4/6	17/24	\$2,500	
	A-S6	3.6/6	16/24	\$2,650	
Tahoe 1500 4WD FFV	A-6	5.3/8	14/20 10/15	\$3,150 Gas \$4,350 E85	

	Trans Type/ Speeds	Eng Size / Cylinders	MPG City / Hwy	Annual Fuel Cost	Notes
Tahoe 1500 4WD FFV	A-6	6.2/8	12/19 9/14	\$3,600 Gas \$4,750 E85	
Tahoe Hybrid 4WD	AV	6.0/8	20/20	\$2,500 HEV	
TrailBlazer 4WD	A-4	4.2/6	14/20	\$3,150	
TrailBlazer AWD	A-4	5.3/8	14/20	\$3,150	
TrailBlazer AWD	A-4	6.0/8	12/16	\$3,900	
Traverse AWD	A-6	3.6/6	16/23	\$2,650	
CHRYSLER					
Aspen 4WD	A-5	5.7/8	13/19	\$3,350	
Aspen 4WD FFV	A-5	4.7/8	13/18 9/12	\$3,350 Gas \$5,200 E85	
Aspen HEV	A-4	5.7/8	20/22	\$2,400 HEV	
DODGE					
Durango 4WD	A-5	5.7/8	13/19	\$3,350	
Durango 4WD FFV	A-5	4.7/8	13/18 9/12	\$3,350 Gas \$5,200 E85	
Durango HEV	A-4	5.7/8	20/22	\$2,400 HEV	
Journey 4WD	A-6	3.5/6	15/22	\$2,950	
Nitro 4WD	A-4	3.7/6	15/21	\$2,950	
	A-5	4.0/6	16/20	\$2,950	
FORD					
Edge AWD	A-6	3.5/6	15/22	\$2,800	
Escape 4WD	A-6	2.5/4	19/25	\$2,400	
	A-6	3.0/6	17/24	\$2,500	
Escape Hybrid 4WD	AV	2.5/4	29/27	\$1,800 HEV	
Explorer 4WD	A-5	4.0/6	13/19	\$3,350	
	A-6	4.6/8	14/19	\$3,150	
Flex AWD	A-6	3.5/6	16/22	\$2,800	
Taurus X AWD	A-6	3.5/6	15/22	\$2,800	
GMC					
Acadia AWD	A-6	3.6/6	16/23	\$2,650	
Envoy 4WD	A-4	4.2/6	14/20	\$3,150	
	A-4	5.3/8	14/20	\$3,150	
Yukon 1500 4WD FFV	A-6	5.3/8	14/20 10/15	\$3,150 Gas \$4,350 E85	
Yukon 1500 4WD FFV	A-6	6.2/8	12/19 9/14	\$3,600 Gas \$4,750 E85	
Yukon 1500 Hybrid 4WD	AV	6.0/8	20/20	\$2,500 HEV	
Yukon Denali 1500 AWD FFV	A-6	6.2/8	12/19 9/14	\$3,600 Gas \$4,750 E85	
HONDA					
CR-V 4WD	A-5	2.4/4	20/26	\$2,300	
Element 4WD	A-5	2.4/4	19/24	\$2,400	
	M-5	2.4/4	18/23	\$2,500	
Pilot 4WD	A-5	3.5/6	16/22	\$2,800	
HUMMER					
H3 4WD	A-4	3.7/5	14/18	\$3,150	
	M-5	3.7/5	14/18	\$3,150	
	A-4	5.3/8	13/16	\$3,600	
HYUNDAI					
Santa Fe 4WD	A-4	2.7/6	17/23	\$2,650	
	M-5	2.7/6	17/23	\$2,650	
	A-5	3.3/6	17/24	\$2,650	
Tucson 4WD	M-5	2.0/4	19/24	\$2,400	
	A-4	2.7/6	18/23	\$2,500	
Veracruz 4WD	A-6	3.8/6	15/22	\$2,800	
INFINITI					
FX35 AWD	A-S7	3.5/6	16/21	\$3,050 P	
FX50 AWD	A-S7	5.0/8	14/20	\$3,450 P	
QX56 4WD	A-5	5.6/8	12/17	\$3,950 P	
ISUZU					
Ascender 5-passenger 4WD	A-4	4.2/6	14/20	\$3,150	
JEEP					
Commander 4WD	A-5	3.7/6	14/19	\$3,150	
	A-5	4.7/8	13/18	\$3,350	
	A-5	5.7/8	13/19	\$3,350	
Commander 4WD FFV	A-5	4.7/8	13/18 9/12	\$3,350 Gas \$5,200 E85	
Compass 4WD	AV	2.4/4	21/24	\$2,300	
	M-5	2.4/4	23/28	\$2,000	
Grand Cherokee 4WD	A-5	3.7/6	15/20	\$2,950	
	A-5	4.7/8	14/19	\$3,350	
	A-5	5.7/8	13/19	\$3,350	
Grand Cherokee 4WD FFV	A-5	4.7/8	14/19 9/13	\$3,350 Gas \$5,200 E85	
Grand Cherokee SRT8 AWD	A-5	6.1/8	11/14	\$4,600 P	
Liberty 4WD	A-4	3.7/6	15/21	\$2,950	
Patriot 4WD	AV	2.4/4	21/24	\$2,300	
	AV	2.4/4	20/22	\$2,400	
	M-5	2.4/4	23/28	\$2,000	
Wrangler 4WD	A-4	3.8/6	15/19	\$2,950	
	M-6	3.8/6	15/19	\$3,150	
KIA					
Borrego 4WD	A-5	3.8/6	16/21	\$2,800	
	A-6	4.6/8	15/20	\$2,950	
Sorento 4WD	A-5	3.3/6	15/22	\$2,950	
	A-5	3.8/6	15/20	\$2,950	
Sportage 4WD	M-5	2.0/4	19/24	\$2,400	
	A-4	2.7/6	18/23	\$2,500	
LAND ROVER					
LR2	A-S6	3.2/6	15/22	\$2,950	
LR3	A-S6	4.4/8	12/17	\$3,950 P	
Range Rover	A-S6	4.2/8	12/18	\$3,950 P S	
	A-S6	4.4/8	12/18	\$3,950 P	
Range Rover Sport	A-S6	4.2/8	12/18	\$3,950 P S	
	A-S6	4.4/8	12/18	\$3,650 P	
LEXUS					
GX 470	A-5	4.7/8	14/18	\$3,650 P	
LX 570	A-S6	5.7/8	12/18	\$3,950 P	
RX 350 4WD	A-S5	3.5/6	17/22	\$2,900 P	
	A-5	3.5/6	17/22	\$2,900 P	
LINCOLN					
MKX AWD	A-6	3.5/6	15/22	\$2,800	
MAZDA					
CX-7 4WD	A-S6	2.3/4	16/22	\$3,050 P T	
CX-9 4WD	A-S6	3.7/6	15/21	\$2,950	
Tribute 4WD	A-6	2.5/4	19/25	\$2,400	
	A-6	3.0/6	17/24	\$2,500	
Tribute Hybrid 4WD	AV	2.5/4	29/27	\$1,800 HEV	
MERCEDES-BENZ					
G55 AMG	A-5	5.4/8	11/15	\$4,600 P S	
GL320 Bluetec	A-7	3.0/6	17/23	\$3,100 D T	
GL450 4matic	A-7	4.6/8	13/18	\$3,650 P	
GL550 4matic	A-7	5.5/8	13/17	\$3,950 P	
ML320 Bluetec	A-7	3.0/6	18/24	\$2,950 D T	
ML350 4matic	A-7	3.5/6	15/20	\$3,250 P	
ML550 4matic	A-7	5.5/8	13/18	\$3,650 P	
ML63 AMG	A-S7	6.2/8	11/15	\$4,600 P	
R320 Bluetec	A-7	3.0/6	18/24	\$2,950 D T	
R350 4matic	A-7	3.5/6	15/19	\$3,450 P	
MERCURY					
Mariner 4WD	A-6	2.5/4	19/25	\$2,400	
	A-6	3.0/6	17/24	\$2,500	
Mariner Hybrid 4WD	AV	2.5/4	29/27	\$1,800 HEV	
Mountaineer 4WD	A-5	4.0/6	13/19	\$3,350	
	A-6	4.6/8	14/19	\$3,150	
MITSUBISHI					
Endeavor AWD	A-S4	3.8/6	15/19	\$3,250 P	
Outlander 4WD	AV	2.4/4	20/25	\$2,300	
	A-S6	3.0/6	17/23	\$2,650	
NISSAN					
Armada 4WD	A-5	5.6/8	12/18	\$3,600	

	Trans Type/ Speeds	Eng Size / Cylinders	MPG City / Hwy	Annual Fuel Cost	Notes
Armada 4WD FFV	A-5	5.6/8	12/18 9/13	\$3,600 Gas \$5,200 E85	
Murano AWD	AV	3.5/6	18/23	\$2,750	P
Pathfinder 4WD	A-5	4.0/6	14/20	\$3,450	P
	A-S5	5.6/8	13/18	\$3,950	P
Rogue AWD	AV	2.5/4	21/26	\$2,200	
Xterra 4WD	A-5	4.0/6	15/20	\$2,950	
	M-6	4.0/6	16/20	\$2,950	
PONTIAC					
Torrent AWD	A-5	3.4/6	17/24	\$2,500	
	A-S6	3.6/6	16/24	\$2,650	
PORSCHE					
Cayenne	A-6	3.6/6	14/20	\$3,450	P
	M-6	3.6/6	14/20	\$3,450	P
Cayenne GTS	A-6	4.8/8	13/18	\$3,650	P
	M-6	4.8/8	11/17	\$4,250	P
Cayenne S	A-6	4.8/8	13/19	\$3,650	P
Cayenne Turbo	A-6	4.8/8	12/19	\$3,950	P T
Cayenne Turbo S	A-6	4.8/8	12/19	\$3,950	P T
SAAB					
9-7X AWD	A-4	4.2/6	14/20	\$3,150	
	A-4	5.3/8	14/20	\$3,150	
	A-4	6.0/8	12/16	\$3,900	
SATURN					
Outlook AWD	A-6	3.6/6	16/23	\$2,650	
Vue AWD	A-6	3.5/6	16/23	\$2,800	
	A-S6	3.6/6	16/23	\$2,800	
	A-6	3.6/6	16/23	\$2,800	
SUBARU					
Forester AWD	A-S4	2.5/4	20/26	\$2,300	
	A-S4	2.5/4	19/24	\$2,600	P T
	M-5	2.5/4	20/27	\$2,300	
Outback Wagon AWD	A-S4	2.5/4	20/26	\$2,300	
	A-S5	2.5/4	18/24	\$2,750	P T
	M-5	2.5/4	20/27	\$2,300	
	M-5	2.5/4	18/24	\$2,750	P T
	A-S5	3.0/6	17/24	\$2,750	P
Tribeca AWD	A-S5	3.6/6	16/21	\$2,800	
SUZUKI					
Grand Vitara 4WD	A-4	2.4/4	19/23	\$2,500	
	M-5	2.4/4	19/25	\$2,400	
	A-5	3.2/6	17/23	\$2,650	
XL7 AWD	A-S6	3.6/6	16/23	\$2,800	
TOYOTA					
4Runner 4WD	A-5	4.0/6	16/20	\$2,950	
	A-5	4.7/8	14/17	\$3,350	
FJ Cruiser 4WD	A-5	4.0/6	16/20	\$3,250	P
	M-6	4.0/6	14/19	\$3,450	P
Highlander 4WD	A-S5	3.5/6	17/23	\$2,650	
Highlander Hybrid 4WD	AV	3.3/6	27/25	\$1,950	HEV
Land Cruiser Wagon 4WD	A-S6	5.7/8	13/18	\$3,350	
RAV4 4WD	A-4	2.5/4	21/27	\$2,100	
	A-5	3.5/6	19/26	\$2,400	
Sequoia 4WD	A-S5	4.7/8	13/16	\$3,600	
	A-S6	5.7/8	13/18	\$3,350	
Sequoia 4WD FFV	A-S6	5.7/8	13/18 9/12	\$3,600 Gas \$5,200 E85	
Venza AWD	A-S6	2.7/4	20/28	\$2,200	
	A-S6	3.5/6	18/25	\$2,400	
VOLKSWAGEN					
Tiguan 4motion	A-S6	2.0/4	18/24	\$2,750	P T
Touareg	A-S6	3.6/6	14/20	\$3,450	P
	A-S6	4.2/8	13/18	\$3,650	P
	A-S6	3.0/6	17/25	\$2,950	D T
VOLVO					
XC 60 AWD	A-S6	3.0/6	15/22	\$2,800	T
XC 70 AWD	A-S6	3.0/6	15/22	\$2,800	T
	A-S6	3.2/6	15/23	\$2,800	
XC 90 AWD	A-S6	3.2/6	14/20	\$3,150	
	A-S6	4.4/8	13/19	\$3,350	

COMPRESSED NATURAL GAS VEHICLES

This section supplies the driving range and fuel economy values for vehicles that operate on compressed natural gas (CNG). CNG fuel is normally dispensed in "equivalent gallons", where one equivalent gallon is equal to 121.5 cubic feet of CNG. Therefore, the fuel economy values are shown in miles per gasoline-equivalent gallon. Annual fuel cost estimates are based on an average fuel price of \$2.12 per gasoline equivalent gallon of CNG. The driving range is shown in miles and represents the distance the vehicle can travel on a full tank (or tanks) of fuel during combined city and highway driving (55% city and 45% highway).

The federal government is currently offering tax incentives for some CNG vehicles. Some states also offer incentives. For more information, visit www.fueleconomy.gov.

	Transmission Type	Engine Size/ Cylinders	MPG City/Highway	Annual Fuel cost	Fuel	Range (miles)
SUBCOMPACT CARS						
HONDA						
Civic CNG	A-5	1.8/4	24/36	\$1,150	CNG	170

HYBRID-ELECTRIC VEHICLES

It's no accident that the most fuel-efficient vehicles in some classes for the 2009 model year are hybrid-electric vehicles (HEVs). Hybrids combine the best features of the internal combustion engine with an electric motor and can significantly improve fuel economy without sacrificing performance or driving range. HEVs may also be configured to provide increased performance or provide electrical power to auxillary loads such as power tools.

HEVs are primarily propelled by an internal combustion engine, just like conventional vehicles. However, they also convert energy normally wasted during coasting and braking into electricity which is stored in a battery until needed by the electric motor. The electric motor assists the engine when accelerating or hill climbing and at low speeds where internal combustion engines are least efficient. Unlike all-electric vehicles, HEVs now being offered do not need to be plugged into an external source of electricity to be recharged; conventional gasoline and regenerative braking provide all the energy the vehicle needs.

Potential buyers should also be aware that the federal government is currently offering tax incentives for HEVs. Some states also offer incentives. Additional information on HEVs, including tax incentives, can be found at www.fueleconomy.gov.

Annual fuel cost is estimated assuming 15,000 miles of travel each year (55% city and 45% highway) and a gasoline fuel cost of \$3.36 per gallon (regular unleaded) and \$3.67 per gallon for premium gasoline.

	Trans Type / Speeds	Eng Size / Cylinders	MPG / City / Hwy	Annual Fuel Cost	Battery Size / Type	Notes
COMPACT CARS						
HONDA						
Civic Hybrid	AV	1.3/4	40/45	\$1,200	158V Ni-MH	
LEXUS						
GS 450h	A-S6	3.5/6	22/25	\$2,400	288V Ni-MH	P
MIDSIZE CARS						
CHEVROLET						
Malibu Hybrid	A-4	2.4/4	26/34	\$1,750	36V Ni-MH	
LEXUS						
LS 600h L	A-S8	5.0/8	20/22	\$2,600	288V Ni-MH	P
NISSAN						
Altima Hybrid	AV	2.5/4	35/33	\$1,500	245V Ni-MH	
SATURN						
Aura Hybrid	A-4	2.4/4	26/34	\$1,750	36V Ni-MH	
TOYOTA						
Camry Hybrid	AV	2.4/4	33/34	\$1,500	245V Ni-MH	
Prius	AV	1.5/4	48/45	\$1,100	202V Ni-MH	
STANDARD PICKUP TRUCKS 2WD						
CHEVROLET						
Silverado 15 Hybrid 2WD	AV	6.0/8	21/22	\$2,400	288V Ni-MH	
GMC						
Sierra 15 Hybrid 2WD	AV	6.0/8	21/22	\$2,400	288V Ni-MH	
STANDARD PICKUP TRUCKS 4WD						
CHEVROLET						
Silverado 15 Hybrid 4WD	AV	6.0/8	20/20	\$2,500	288V Ni-MH	
GMC						
Sierra 15 Hybrid 4WD	AV	6.0/8	20/20	\$2,500	288V Ni-MH	
SPORT UTILITY VEHICLE 2WD						
CADILLAC						
Escalade Hybrid 2WD	AV	6.0/8	20/21	\$2,500	288V Ni-MH	
CHEVROLET						
Tahoe Hybrid 2WD	AV	6.0/8	21/22	\$2,400	288V Ni-MH	
FORD						
Escape Hybrid FWD	AV	2.5/4	34/31	\$1,600	330V Ni-MH	

	Trans Type / Speeds	Eng Size / Cylinders	MPG / City / Hwy	Annual Fuel Cost	Battery Size / Type	Notes
GMC						
Yukon 1500 Hybrid 2WD	AV	6.0/8	21/22	\$2,400	288V Ni-MH	
MAZDA						
Tribute Hybrid 2WD	AV	2.5/4	34/31	\$1,600	330V Ni-MH	
MERCURY						
Mariner Hybrid FWD	AV	2.5/4	34/31	\$1,600	330V Ni-MH	
SATURN						
Vue Hybrid	A-4	2.4/4	25/32	\$1,800	36V Ni-MH	
	AV	3.6/6	27/30	\$1,800		
SPORT UTILITY VEHICLE 4WD						
CHEVROLET						
Tahoe Hybrid 4WD	AV	6.0/8	20/20	\$2,500	288V Ni-MH	
CHRYSLER						
Aspen HEV	A-4	5.7/8	20/22	\$2,400	300V Ni-MH	
DODGE						
Durango HEV	A-4	5.7/8	20/22	\$2,400	300V Ni-MH	
FORD						
Escape Hybrid 4WD	AV	2.5/4	29/27	\$1,800	330V Ni-MH	
GMC						
Yukon 1500 Hybrid 4WD	AV	6.0/8	20/20	\$2,500	288V Ni-MH	
MAZDA						
Tribute Hybrid 4WD	AV	2.5/4	29/27	\$1,800	330V Ni-MH	
MERCURY						
Mariner Hybrid 4WD	AV	2.5/4	29/27	\$1,800	330V Ni-MH	
TOYOTA						
Highlander Hybrid 4WD	AV	3.3/6	27/25	\$1,950	288V Ni-MH	

ETHANOL FLEXIBLE-FUEL VEHICLES

This section contains the fuel economy and driving range values for ethanol flexible-fuel vehicles (FFVs). These vehicles are designed to operate on gasoline, E85 (a mixture of 85% ethanol and 15% gasoline), or any mixture of the two fuels. Annual fuel cost is estimated assuming 15,000 miles of travel each year (55% city and 45% highway) and an average fuel cost of \$3.47 per gallon for E85, \$3.36 per gallon for regular unleaded gasoline, and \$3.67 per gallon for premium unleaded gasoline. The price of ethanol is highly variable from region to region; it is typically lower in the midwestern United States and higher in other areas. Therefore, actual consumer experience may differ significantly from the annual fuel cost estimate presented here.

Fuel economy and driving range values are shown for both gasoline and E85. When operating your FFV on mixtures of gasoline and E85, such as when alternating between using these fuels, your driving range and fuel economy values will be somewhere between those listed for the two fuels, depending on the actual percentage of gasoline and E85 in the tank.

	Trans Type / Speeds	Eng Size / Cylinders	MPG / City / Hwy	Annual Fuel Cost	Fuel	Range (miles)
COMPACT CARS						
CHRYSLER						
Sebring Convertible	A-4	2.7/6	18/26	\$2,400	Gas	350
			12/19	\$3,450	E85	250
MERCEDES-BENZ						
C300	A-7	3.0/6	18/25	\$2,600	Gas	440
			13/19	\$3,450	E85	320
C300 4matic	A-7	3.0/6	17/25	\$2,750	Gas	430
			13/19	\$3,450	E85	320
PONTIAC						
G6	A-4	3.5/6	19/29	\$2,200	Gas	400
			14/22	\$3,050	E85	300

MIDSIZE CARS						
CHEVROLET						
Malibu	A-4	3.5/6	19/29	\$2,200	Gas	400
			14/22	\$3,050	E85	300
CHRYSLER						
Sebring	A-4	2.7/6	19/27	\$2,300	Gas	370
			13/20	\$3,250	E85	270
DODGE						
Avenger	A-4	2.7/6	19/27	\$2,300	Gas	370
			13/20	\$3,250	E85	270

LARGE CARS						
BUICK						
Lucerne	A-4	3.9/6	17/26	\$2,400	Gas	370-390
			13/20	\$3,450	E85	350-370
CHEVROLET						
Impala	A-4	3.5/6	18/29	\$2,300	Gas	400
			14/22	\$3,050	E85	300
Impala	A-4	3.5/6	19/29	\$2,200	Gas	400
			14/22	\$3,050	E85	300
Impala	A-4	3.9/6	17/27	\$2,400	Gas	370-390
			13/20	\$3,450	E85	350-370
FORD						
Crown Victoria FFV	A-4	4.6/8	16/24	\$2,650	Gas	360
			12/17	\$3,700	E85	270
LINCOLN						
Town Car FFV	A-4	4.6/8	16/24	\$2,650	Gas	360
			12/17	\$3,700	E85	270
MERCURY						
Grand Marquis FFV	A-4	4.6/8	16/24	\$2,650	Gas	360
			12/17	\$3,700	E85	270

	Trans Type / Speeds	Eng Size / Cylinders	MPG / City / Hwy	Annual Fuel Cost	Fuel	Range (miles)
STANDARD PICKUP TRUCKS 2WD						
CHEVROLET						
Silverado C15 2WD	A-4	5.3/8	14/20	\$3,150	Gas	410-560
			11/15	\$4,000	E85	330-450
Silverado C15 2WD	A-6	5.3/8	14/20	\$3,150	Gas	410-560
			10/15	\$4,350	E85	310-420
Silverado C15 2WD	A-6	6.2/8	13/19	\$3,350	Gas	380-480
			10/14	\$4,750	E85	280-350
Silverado C15 XFE 2WD	A-6	5.3/8	15/21	\$2,950	Gas	450
			11/16	\$4,000	E85	340
DODGE						
Dakota Pickup 2WD	A-5	4.7/8	14/19	\$3,350	Gas	330
			9/13	\$5,200	E85	240
Ram 1500 Pickup 2WD	A-5	4.7/8	14/19	\$3,350	Gas	330
			9/13	\$5,200	E85	240
FORD						
F150 Pickup FFV 2WD	A-6	5.4/8	14/20	\$3,150	Gas	420
			10/14	\$4,350	E85	310
GMC						
Sierra C15 2WD	A-4	5.3/8	14/20	\$3,150	Gas	410-560
			11/15	\$4,000	E85	330-450
Sierra C15 2WD	A-6	5.3/8	14/20	\$3,150	Gas	410-560
			10/15	\$4,350	E85	310-420
Sierra C15 2WD	A-6	6.2/8	13/19	\$3,350	Gas	380-480
			10/14	\$4,750	E85	280-350
Sierra C15 XFE 2WD	A-6	5.3/8	15/21	\$2,950	Gas	450
			11/16	\$4,000	E85	340
MITSUBISHI						
Raider Pickup 2WD	A-5	4.7/8	14/19	\$3,350	Gas	330
			9/13	\$5,200	E85	240
NISSAN						
Titan 2WD	A-5	5.6/8	13/18	\$3,600	Gas	390/520
			9/13	\$4,750	E85	310/410
Titan FE 2WD FFV	A-5	5.6/8	13/18	\$3,350	Gas	420/560
			9/13	\$4,750	E85	310/410

STANDARD PICKUP TRUCKS 4WD						
CHEVROLET						
Silverado K15 4WD	A-4	5.3/8	14/19	\$3,150	Gas	410-560
			10/14	\$4,350	E85	300-420
Silverado K15 4WD	A-6	5.3/8	14/20	\$3,150	Gas	410-560
			10/15	\$4,350	E85	310-420
Silverado K15 4WD	A-6	6.2/8	12/19	\$3,600	Gas	360-450
			9/14	\$4,750	E85	280-350

	Trans Type / Speeds	Eng Size / Cylinders	MPG / City / Hwy	Annual Fuel Cost	Fuel	Range (miles)
--	------------------------	-------------------------	---------------------	---------------------	------	------------------

DODGE

Dakota Pickup 4WD	A-5	4.7/8	14/19	\$3,350	Gas	330
			9/12	\$5,200	E85	240
Ram 1500 Pickup 4WD	A-5	4.7/8	13/18	\$3,350	Gas	330
			9/12	\$5,200	E85	240

FORD

F150 Pickup FFV 4WD	A-6	5.4/8	14/18	\$3,350	Gas	390
			10/13	\$4,750	E85	290

GMC

Sierra K15 4WD	A-4	5.3/8	14/19	\$3,150	Gas	410-560
			10/14	\$4,350	E85	300-420
Sierra K15 4WD	A-6	5.3/8	14/20	\$3,150	Gas	410-560
			10/15	\$4,350	E85	310-420
Sierra K15 4WD	A-6	6.2/8	12/19	\$3,600	Gas	360-450
			9/14	\$4,750	E85	280-350
Sierra K15 AWD	A-6	6.2/8	12/19	\$3,600	Gas	360-450
			9/14	\$4,750	E85	280-350

MINIVAN 2WD

RAIDER Pickup 4WD	A-5	4.7/8	14/19	\$3,350	Gas	330
			9/12	\$5,200	E85	240

NISSAN

Titan 4WD	A-5	5.6/8	12/17	\$3,600	Gas	390/520
			9/12	\$5,200	E85	280/370

TOYOTA

Tundra 4WD	A-S6	5.7/8	13/17	\$3,350	Gas	400
			10/13	\$4,750	E85	290

VANS, CARGO TYPE

CHEVROLET

Van 1500 2WD Cargo	A-4	5.3/8	14/18	\$3,350	Gas	430-470
			10/13	\$4,750	E85	310-340
Van 1500 2WD Conversion Cargo	A-4	5.3/8	13/16	\$3,600	Gas	430-470
			9/12	\$5,200	E85	310-340
Van 1500 AWD Cargo	A-4	5.3/8	14/17	\$3,350	Gas	430-470
			10/12	\$4,750	E85	310-340
Van 1500 AWD Conversion Cargo	A-4	5.3/8	13/16	\$3,600	Gas	430-470
			9/12	\$5,200	E85	310-340

GMC

Savana 1500 AWD (cargo)	A-4	5.3/8	14/17	\$3,350	Gas	430-470
			10/12	\$4,750	E85	310-340
Savana 1500 AWD Conversion (cargo)	A-4	5.3/8	13/16	\$3,600	Gas	430-470
			9/12	\$5,200	E85	310-340
Savana 1500 2WD (cargo)	A-4	5.3/8	14/18	\$3,350	Gas	430-470
			10/13	\$4,750	E85	310-340
Savana 1500 2WD Conversion (cargo)	A-4	5.3/8	13/16	\$3,600	Gas	430-470
			9/12	\$5,200	E85	310-340

VANS, PASSENGER TYPE

CHEVROLET

Express 1500 2WD Passenger	A-4	5.3/8	13/16	\$3,600	Gas	430-470
			9/12	\$5,200	E85	310-340
Express 1500 AWD Passenger	A-4	5.3/8	13/16	\$3,600	Gas	430-470
			9/12	\$5,200	E85	310-340

GMC

Savana 1500 2WD (Passenger)	A-4	5.3/8	13/16	\$3,600	Gas	430-470
-----------------------------	-----	-------	-------	---------	-----	---------

	Trans Type / Speeds	Eng Size / Cylinders	MPG / City / Hwy	Annual Fuel Cost	Fuel	Range (miles)
--	------------------------	-------------------------	---------------------	---------------------	------	------------------

Savana 1500 AWD (Passenger)	A-4	5.3/8	13/16	\$3,600	Gas	430-470
			9/12	\$5,200	E85	310-340

MINIVAN 2WD

CHRYSLER

Town and Country	A-4	3.3/6	17/24	\$2,650	Gas	380
			11/16	\$4,000	E85	260

DODGE

Caravan/Grand Caravan FWD	A-4	3.3/6	17/24	\$2,650	Gas	380
			11/16	\$4,000	E85	260

SPORT UTILITY VEHICLE 2WD

CADILLAC

Escalade 2WD	A-6	6.2/8	12/19	\$3,350	Gas	380-480
			10/14	\$4,750	E85	280-350
Escalade ESV 2WD	A-6	6.2/8	12/19	\$3,350	Gas	380-480
			10/14	\$4,750	E85	280-350

CHEVROLET

Avalanche 1500 2WD	A-6	5.3/8	14/20	\$3,150	Gas	410-560
			10/15	\$4,350	E85	310-420
HHR FWD	A-4	2.2/4	22/30	\$2,000	Gas	400
			16/22	\$2,900	E85	290
HHR FWD	M-5	2.2/4	22/32	\$1,950	Gas	420
			16/23	\$2,750	E85	300
HHR FWD	A-4	2.4/4	22/29	\$2,100	Gas	390
			15/21	\$3,050	E85	270
HHR FWD	M-5	2.4/4	21/30	\$2,100	Gas	400
			16/22	\$2,750	E85	300
HHR Panel FWD	A-4	2.2/4	22/30	\$2,000	Gas	400
			16/22	\$2,900	E85	290
HHR Panel FWD	M-5	2.2/4	22/32	\$1,950	Gas	420
			16/23	\$2,750	E85	300
HHR Panel FWD	A-4	2.4/4	22/29	\$2,100	Gas	390
			15/21	\$3,050	E85	270
HHR Panel FWD	M-5	2.4/4	21/30	\$2,100	Gas	400
			16/22	\$2,750	E85	300
Suburban 1500 2WD	A-6	5.3/8	14/20	\$3,150	Gas	410-560
			10/15	\$4,350	E85	310-420
Tahoe 1500 2WD	A-6	5.3/8	14/20	\$3,150	Gas	410-560
			10/15	\$4,350	E85	310-420
Tahoe 1500 2WD	A-6	6.2/8	12/19	\$3,350	Gas	380-480
			10/14	\$4,750	E85	280-350
Tahoe 1500 XFE 2WD	A-6	5.3/8	15/21	\$2,950	Gas	430
			11/16	\$4,000	E85	330

CHRYSLER

Aspen 2WD	A-5	4.7/8	14/19	\$3,350	Gas	330
			9/13	\$5,200	E85	240

DODGE

Durango 2WD	A-5	4.7/8	14/19	\$3,350	Gas	330
			9/13	\$5,200	E85	240

FORD

Expedition 2WD FFV	A-6	5.4/8	14/20	\$3,150	Gas	450
			10/14	\$4,750	E85	310

GMC

Yukon 1500 2WD	A-6	5.3/8	14/20	\$3,150	Gas	410-560
			10/15	\$4,350	E85	310-420
Yukon 1500 2WD	A-6	6.2/8	12/19	\$3,350	Gas	380-480
			10/14	\$4,750	E85	280-350

	Trans Type / Speeds	Eng Size / Cylinders	MPG / City / Hwy	Annual Fuel Cost	Fuel	Range (miles)
Yukon 1500 XFE 2WD	A-6	5.3/8	15/21	\$2,950	Gas	430
			11/16	\$4,000	E85	330
Yukon XL 1500 2WD	A-6	5.3/8	14/20	\$3,150	Gas	410-560
			10/15	\$4,350	E85	310-420
Yukon XL 1500 2WD	A-6	6.2/8	12/19	\$3,350	Gas	380-480
			10/14	\$4,750	E85	280-350

JEEP

Commander 2WD	A-5	4.7/8	14/19	\$3,350	Gas	340
			9/13	\$5,200	E85	280
Grand Cherokee 2WD	A-5	4.7/8	14/19	\$3,350	Gas	340
			9/13	\$5,200	E85	280

LINCOLN

Navigator 2WD FFV	A-6	5.4/8	14/20	\$3,150	Gas	450
			10/14	\$4,750	E85	310

NISSAN

Armada 2WD	A-5	5.6/8	12/18	\$3,600	Gas	390
			9/13	\$4,750	E85	310

SPORT UTILITY VEHICLE 4WD**CADILLAC**

Escalade AWD	A-6	6.2/8	12/19	\$3,600	Gas	360-450
			9/14	\$4,750	E85	280-350

CHEVROLET

Tahoe 1500 4WD	A-6	5.3/8	14/20	\$3,150	Gas	410-560
			10/15	\$4,350	E85	310-420
Tahoe 1500 4WD	A-6	6.2/8	12/19	\$3,600	Gas	360-450
			9/14	\$4,750	E85	280-350

CHRYSLER

Aspen 4WD	A-5	4.7/8	13/18	\$3,350	Gas	330
			9/12	\$5,200	E85	240

DODGE

Durango 4WD	A-5	4.7/8	13/18	\$3,350	Gas	330
			9/12	\$5,200	E85	240

GMC

Yukon 1500 4WD	A-6	5.3/8	14/20	\$3,150	Gas	410-560
			10/15	\$4,350	E85	310-420
Yukon 1500 4WD	A-6	6.2/8	12/19	\$3,600	Gas	360-450
			9/14	\$4,750	E85	280-350
Yukon Denali 1500 AWD	A-6	6.2/8	12/19	\$3,600	Gas	360-450
			9/14	\$4,750	E85	280-350

JEEP

Commander 4WD	A-5	4.7/8	13/18	\$3,350	Gas	340
			9/12	\$5,200	E85	280
Grand Cherokee 4WD	A-5	4.7/8	14/19	\$3,350	Gas	340
			9/13	\$5,200	E85	280

NISSAN

Armada 4WD	A-5	5.6/8	12/18	\$3,600	Gas	390
			9/13	\$5,200	E85	280

TOYOTA

Sequoia 4WD	A-S6	5.7/8	13/18	\$3,600	Gas	370
			9/12	\$5,200	E85	260

DIESEL VEHICLES

Diesel-powered vehicles typically get 30-35% more miles per gallon than comparable vehicles by gasoline. Diesel engines are inherently more energy efficient, and diesel fuel contains 10% more energy per gallon than gasoline. In addition, new advances in diesel engine technology have improved performance, reduced engine noise and fuel odor, and decreased emissions of harmful air pollutants. New ultra-low sulfur diesel fuels now available also reduce emissions from these vehicles.

The federal government is currently offering tax incentives for qualifying diesel vehicles. Additional information on these incentives and up-to-date information on qualifying vehicles can be found at www.fueleconomy.gov.

Annual fuel costs below are estimated assuming 15,000 miles of travel each year (55% city and 45% highway) and a diesel fuel cost of \$3.93 per gallon.

	Transmission Type/Speeds	Engine Size/ Cylinders	MPG City/Highway	Annual Fuel cost	Notes
COMPACT CARS					
BMW					
335d	A-S6	3.0/6	23/36	\$2,200	D
VOLKSWAGEN					
Jetta	A-S6	2.0/4	29/40	\$1,800	D T
Jetta	M-6	2.0/4	30/41	\$1,750	D T
MIDSIZE CARS					
MERCEDES-BENZ					
E320 Bluetec	A-7	3.0/6	23/32	\$2,250	D T
SMALL STATION WAGONS					
VOLKSWAGEN					
Jetta SportWagen	A-S6	2.0/4	29/40	\$1,800	D T
Jetta SportWagen	M-6	2.0/4	30/41	\$1,750	D T
SPORT UTILITY VEHICLE 4WD					
AUDI					
Q7	A-S6	3.0/6	17/25	\$2,950	D T
BMW					
X5 xDrive35d	A-S6	3.0/6	19/26	\$2,700	D
MERCEDES-BENZ					
GL320 Bluetec	A-7	3.0/6	17/23	\$3,100	D T
ML320 Bluetec	A-7	3.0/6	18/24	\$2,950	D T
R320 Bluetec	A-7	3.0/6	18/24	\$2,950	D T
VOLKSWAGEN					
Touareg	A-S6	3.0/6	17/25	\$2,950	D T

ELECTRIC VEHICLES

This section contains the driving range and fuel consumption for fully electric-powered passenger vehicles. Fuel consumption for electric vehicles is measured in kilowatt-hours per 100 miles, instead of miles per gallon. **A lower number of kilowatt-hours/100 miles means a more efficient vehicle.**

The driving range represents the maximum distance in miles the vehicle can travel under optimum conditions before the battery needs recharging. The actual energy consumption and range of the vehicle will vary depending on driving conditions, battery condition, and accessory usage, and is strongly affected by outside temperature and the use of heating and air conditioning. Fuel costs will vary considerably because of the differences in electricity costs across the United States.

You can calculate the fuel cost (in dollars) of driving your electric vehicle for a year by multiplying the energy consumption for the vehicle (in kilowatt-hours/100 miles) by your local electricity rate (in dollars per kilowatt-hour), multiplying that by the annual miles the vehicle will be driven, and dividing by 100.

	Battery	Motor	City/Hwy	Fuel	Range
TWO SEATER					
TESLA Roadster	Lithium-Ion	185kW AC Induction	TBD	Electricity Only	TBD

Roadster

FUEL CELL VEHICLES

Fuel cell vehicles (FCVs) may not reach the mass market for a decade or more, but a limited number will be available for sale or lease in 2008-09 to demonstration fleets in areas with a readily accessible hydrogen supply. FCVs are propelled by electric motors powered by fuel cells, which produce electricity from the chemical energy of hydrogen. Fuel cell technology is more efficient than internal combustion engines and environmentally cleaner—the only by-product of a hydrogen fuel cell is water. However, many challenges must be overcome before FCVs are mass-marketed and sold at local dealerships. For more information about FCVs, visit www.fueleconomy.gov and the Hydrogen, Fuel Cells and Infrastructure Technologies Program Web site at www.eere.energy.gov/hydrogenandfuelcells/.

	Type of FuelCell	Motor Type & Power	Energy Storage Device & Rating	Fuel Type	Miles Per Kilogram nCity/Hwy	Driving Range (miles)
MIDSIZE CARS						
HONDA FCX Clarity	PEM	DC Brushless 100 kW	288V Lithium-Ion	Hydrogen	TBD	TBD
SPORT UTILITY VEHICLE 2WD						
TOYOTA FCHV-adv	PEM	AC Induction 90 kW	274V Ni-MH	Hydrogen	TBD	TBD

The Honda FCX Clarity will be leased to private individuals in the Southern California area only. The Toyota FCHV-adv availability was unknown at publication time, see www.fueleconomy.gov for up-to-date information.

INDEX

	Interior Volume (cu.ft.)			
	Passenger / Cargo			
	2dr	4dr	Hatch	Pg
ACURA				
MDX 4WD				16
RDX 4WD				16
RL	99/13			9
TL 2WD	98/13			9
TL 4WD	98/13			9
TSX	95/13			8
ALFA ROMEO				
8 C Spider	45/5			6
ASTON MARTIN				
DB9	78/5			7
DBS Coupe				6
V8 Vantage				6
AUDI				
A3	89/20			11
A3 quattro	89/20			11
A4	91/12			8
A4 Avant quattro	90/28			11
A4 Cabriolet	79/10			7
A4 Cabriolet quattro	79/10			7
A4 quattro	91/12			8
A5 quattro	84/12			7
A6				9
A6 Avant quattro	99/34			12
A6 quattro	98/16			9
A8	100/15			9
A8 L	107/15			10
Q5				16
Q7				16,24
R8				6
S4 Cabriolet	79/10			7
S5	84/12			7
S6	98/16			9
S8	100/15			9
TT Coupe		74/13		7
TT Coupe quattro		74/13		7
TT Roadster				6
TT Roadster quattro				6
BENTLEY				
Arnage	104/13			9
Arnage RL	111/13			10
Azure	93/8			8
Brooklands	97/11			8
Continental Flying Spur	102/13			9
Continental GT	89/11			8
Continental GTC	86/7			7
BMW				
128i	86/10			7
128i Convertible	78/8			7
135i	86/10			7
135i Convertible	78/8			7
328ci	89/11			7
328ci Convertible	84/9			7
328ci xDrive	89/11			7
328i	93/12			8
328i Sport Wagon	93/25			11
328i Sport Wagon xDrive	93/25			11
328i xDrive	93/12			8
335ci	89/11			7
335ci Convertible	84/9			7
335ci xDrive	89/11			7
335d				8,24
335i	93/12			8

	Interior Volume (cu.ft.)			
	Passenger / Cargo			
	2dr	4dr	Hatch	Pg
335i xDrive	93/12			8
528i	99/14			9
528i xDrive	99/14			9
535i	99/14			9
535i Sport Wagon xDrive	101/34			12
535i xDrive	99/14			9
550i	99/14			9
650ci	82/13			7
650ci Convertible	82/11			7
750i	106/14			10
750li	115/14			10
M3	93/12			8
M3 Convertible	84/9			7
M3 Coupe	89/11			7
M5	99/14			9
M6	82/13			7
M6 Convertible	82/11			7
X3 xDrive 30i				16
X5 xDrive 30i				16
X5 xDrive 48i				16
X5 xDrive35d				16,24
X6 xDrive 35i				16
X6 xDrive 50i				16
Z4 sDrive30i				6
Z4 sDrive35i				6
BUICK				
Enclave AWD				16
Enclave FWD				15
Lacrosse/Allure	100/16			9
Lucerne	108/17			10,21
CADILLAC				
CTS	97/14			9
CTS AWD	97/14			9
DTS	113/19			10
Escalade 2WD				15,22
Escalade AWD				16,23
Escalade ESV 2WD				15,22
Escalade Hybrid 2WD				15,20
Funeral Coach / Hearse				10
Limousine				10
SRX 2WD				15
SRX AWD				16
STS	102/14			9
STS AWD	102/14			9
STS-V	102/14			9
XLR				6
XLR-V				6
CHEVROLET				
Avalanche 1500 2WD				15,22
Aveo	91/12			8
Aveo 5		91/7		7
Cobalt	83/14	86/14		7
Cobalt XFE	83/14	86/14		7
Colorado 2WD				12
Colorado 4WD				12
Colorado Cab Chassis inc 2WD				12
Colorado Cab Chassis inc 4WD				12
Colorado Crew Cab 2WD				12
Colorado Crew Cab 4WD				12
Corvette				6
Equinox AWD				16

	Interior Volume (cu.ft.)			
	Passenger / Cargo			
	2dr	4dr	Hatch	Pg
Equinox FWD				15
Express 1500 2WD Passenger				14,22
Express 1500 AWD Passenger				14,22
HHR FWD				15,22
HHR Panel FWD				15,22
Impala	105/19			11,21
Malibu	97/15			9,21
Malibu Hybrid	97/15			9,20
Silverado 15 Hybrid 2WD				4,13,20
Silverado 15 Hybrid 4WD				13,20
Silverado C15 2WD				13,21
Silverado C15 XFE 2WD				13,21
Silverado K15 4WD				13,21
Suburban 1500 2WD				15,22
Tahoe 1500 2WD				15,22
Tahoe 1500 4WD				17,23
Tahoe 1500 XFE 2WD				15,22
Tahoe Hybrid 2WD				15,20
Tahoe Hybrid 4WD				17,20
TrailBlazer 2WD				15
TrailBlazer 4WD				17
TrailBlazer AWD				17
Traverse AWD				17
Traverse FWD				15
Van 1500 2WD Cargo				4,14,22
Van 1500 2WD Conversion Cargo				14,22
Van 1500 AWD Cargo				14,22
Van 1500 AWD Conversion Cargo				14,22
CHRYSLER				
300 AWD	107/17			11
300/SRT-8	107/17			11
Aspen 2WD				15,22
Aspen 4WD				17,23
Aspen HEV				17,20
PT Cruiser				15
Sebring	101/14			9,10,21
Sebring Convertible	88/13			8,21
Town and Country				14,22
DODGE				
Avenger	101/13			10,21
Caliber	95/19	95/18		11
Caravan/Grand Caravan FWD				14,22
Challenger	91/16			8
Charger	104/16			11
Charger AWD	104/16			11
Dakota Pickup 2WD				13,21
Dakota Pickup 4WD				13,22
Durango 2WD				15,22
Durango 4WD				17,23
Durango HEV				17,20
Journey 2WD				15
Journey 4WD				17
Nitro 2WD				15
Nitro 4WD				17
Ram 1500 Pickup 2WD				13,21
Ram 1500 Pickup 4WD				13,22
Viper Convertible				6
Viper Coupe				6

INDEX

Interior Volume (cu.ft.)					Interior Volume (cu.ft.)					Interior Volume (cu.ft.)				
Passenger / Cargo					Passenger / Cargo					Passenger / Cargo				
	2dr	4dr	Hatch	Pg		2dr	4dr	Hatch	Pg		2dr	4dr	Hatch	Pg
FERRARI														
599 GTB Fiorano				6	Sierra C15 2WD				13,21	QX56 4WD				17
612 Scaglietti	105/6			10	Sierra C15 XFE 2WD				13,21	ISUZU				
California	75/7			7	Sierra K15 4WD				13,22	Ascender 5-passenger 4WD				17
F430				6	Sierra K15 AWD				14,22	JAGUAR				
FORD					Yukon 1500 2WD				15,22	Super V8		107/15		11
Crown Victoria FFV		107/21		11,21	Yukon 1500 4WD				17,23	Vdp		107/15		11
Edge AWD				17	Yukon 1500 Hybrid 2WD				15,20	XF		95/18		10
Edge FWD				15	Yukon 1500 Hybrid 4WD				17,20	XF Supercharged		95/18		10
Escape 4WD				17	Yukon 1500 XFE 2WD				15,23	XJ		105/16		11
Escape FWD				15	Yukon Denali 1500 AWD				17,23	XJ8L		107/15		11
Escape Hybrid 4WD				17,20	Yukon XL 1500 2WD				15,23	XJR		105/16		11
Escape Hybrid FWD				4,15,20	HONDA					XK		74/10		7
Expedition 2WD FFV				15,22	Accord		106/14		11	XK Convertible		74/10		7
Explorer 2WD				15	Accord Coupe	93/12			8	XKR		74/10		7
Explorer 4WD				17	Civic	84/12	91/12		7	XKR Convertible		74/10		7
Explorer Sport Trac 2WD				13					7	JEEP				
Explorer Sport Trac 4WD				13	Civic CNG		91/6		7,19	Commander 2WD				16,23
F150 Pickup 2WD				13	Civic Hybrid		91/10		4,8,20	Commander 4WD				17,23
F150 Pickup 4WD				13	CR-V 2WD				15	Compass 2WD				16
F150 Pickup FFV 2WD				13,21	CR-V 4WD				17	Compass 4WD				17
F150 Pickup FFV 4WD				13,22	Element 2WD				15	Grand Cherokee 2WD				16,23
F150 SFE 2WD				13	Element 4WD				17	Grand Cherokee 4WD				17,23
Flex AWD				17	FCX Clarity				25	Grand Cherokee SRT8 AWD				17
Flex FWD				15	Fit		91/21		11	Liberty 2WD				16
Focus FWD	93/14	93/14		8	Odyssey				14	Liberty 4WD				17
Fusion AWD		101/16		10	Pilot 2WD				15	Patriot 2WD				16
Fusion FWD		101/16		10	Pilot 4WD				17	Patriot 4WD				17
Mustang	85/13			7	Ridgeline Truck 4WD				14	Wrangler 2WD				16
Ranger Pickup 2WD				12	S2000				6	Wrangler 4WD				17
Ranger Pickup 4WD				12	HUMMER					KIA				
Taurus AWD		108/21		11	H3 4WD				17	Amanti		106/16		11
Taurus FWD		108/21		11	H3T 4WD				14	Borrego 2WD				16
Taurus X AWD				17	HYUNDAI					Borrego 4WD				17
Taurus X FWD				15	Accent		92/12	92/16	8	Optima		104/14		10
GMC					Azera		107/17		11	Rio		92/12	92/16	8
Acadia AWD				17	Elantra		98/14		10	Rondo		108/32		4,12
Acadia FWD				15	Elantra Touring		101/28		11	Sedona				14
Canyon 2WD				12	Entourage				14	Sorento 2WD				16
Canyon 4WD				12	Genesis		109/16		11	Sorento 4WD				17
Canyon Cab Chassis Inc 2WD				12	Santa Fe 2WD				16	Spectra		97/12	98/18	10
Canyon Cab Chassis Inc 4WD				12	Santa Fe 4WD				17	Sportage 2WD				16
Canyon Crew Cab 2WD				12	Sonata		105/16		4,11	Sportage 4WD				17
Canyon Crew Cab 4WD				12	Tucson 2WD		103/23		16	LAMBORGHINI				
Envoy 2WD				15	Tucson 4WD		103/23		17	Gallardo Coupe				6
Envoy 4WD				17	Veracruz 2WD				16	Gallardo Spyder				6
Savana 1500 AWD (cargo)				14,22	Veracruz 4WD				17	Murcielago				6
Savana 1500 AWD Conversion (cargo)				14,22	INFINITI					Murcielago Roadster				6
Savana 1500 2WD (cargo)				4,14,22	EX35		92/19		11	LAND ROVER				
Savana 1500 2WD (Passenger)				4,14,22	FX35 AWD				17	LR2				17
Savana 1500 2WD Conversion (cargo)				14,22	FX35 RWD				16	LR3				17
Savana 1500 AWD (cargo)				14	FX50 AWD				17	Range Rover				17
Savana 1500 AWD (Passenger)				4,14,22	G37		99/14		10	Range Rover Sport				17
Savana 1500 AWD Conversion (cargo)				14	G37 Convertible	78/10			7	LEXUS				
Sierra 15 Hybrid 2WD				4,13,20	G37 Coupe	85/7			7	ES 350		95/15		10
Sierra 15 Hybrid 4WD				13,20	G37x		99/14		10	GS 350		98/13		10
					G37x Coupe	85/7			7	GS 350 AWD		98/13		10
					M35		105/15		11	GS 450h		98/9		8,20
					M35x		105/15		11	GS 460		98/13		10
					M45		105/15		11	GX 470				17
					M45x		105/15		11	IS 250		88/11		7
					QX56 2WD				16	IS 250 AWD		88/11		7
										IS 350		88/11		7

INDEX

Interior Volume (cu.ft.)

Passenger / Cargo

Table with columns: 2dr, 4dr, Hatch, Pg. Rows include IS F, LS 460, LS 460 AWD, LS 460 L, LS 460 L AWD, LS 600h L, LX 570, RX 350 2WD, RX 350 4WD, SC 430.

LINCOLN

Table with columns: 2dr, 4dr, Hatch, Pg. Rows include MKS AWD, MKS FWD, MKX AWD, MKX FWD, MKZ AWD, MKZ FWD, Navigator 2WD FFV, Town Car FFV.

LOTUS

Table with columns: 2dr, 4dr, Hatch, Pg. Row: Elise/Exige.

MASERATI

Table with columns: 2dr, 4dr, Hatch, Pg. Rows: GranTurismo, Quattroporte.

MAYBACH

Table with columns: 2dr, 4dr, Hatch, Pg. Rows: 57, 57S, 62, 62S.

MAZDA

Table with columns: 2dr, 4dr, Hatch, Pg. Rows: 3, 5, 6, B2300 2WD, B4000 4WD, CX-7 2WD, CX-7 4WD, CX-9 2WD, CX-9 4WD, MX-5, RX-8, Speed 3, Tribute 4WD, Tribute FWD, Tribute Hybrid 2WD, Tribute Hybrid 4WD.

MERCEDES-BENZ

Table with columns: 2dr, 4dr, Hatch, Pg. Rows: C300, C300 4matic, C350, C63 AMG, CL550 4matic, CL600, CL63 AMG, CL65 AMG, CLK350, CLK350 (Cabriolet), CLK550, CLK550 (Cabriolet), CLS550, CLS63 AMG, E320 Bluetec, E350.

Interior Volume (cu.ft.)

Passenger / Cargo

Table with columns: 2dr, 4dr, Hatch, Pg. Rows: E350 4matic, E350 4matic (wagon), E550, E550 4matic, E63 AMG, E63 AMG (wagon), G55 AMG, GL320 Bluetec, GL450 4matic, GL550 4matic, ML320 Bluetec, ML350, ML350 4matic, ML550 4matic, ML63 AMG, R320 Bluetec, R350 4matic, S550, S550 4matic, S600, S63 AMG, S65 AMG, SL550, SL600, SL63 AMG, SL65 AMG, SLK300, SLK350, SLK55 AMG, SLR.

MERCURY

Table with columns: 2dr, 4dr, Hatch, Pg. Rows: Grand Marquis FFV, Mariner 4WD, Mariner FWD, Mariner Hybrid 4WD, Mariner Hybrid FWD, Milan, Milan AWD, Mountaineer 2WD, Mountaineer 4WD, Sable AWD, Sable FWD.

MINI

Table with columns: 2dr, 4dr, Hatch, Pg. Rows: Clubman, Clubman S, Cooper, Cooper Convertible, Cooper S, Cooper S Convertible, John Cooper Works, John Cooper Works Clubman, John Cooper Works Convertible.

mitsubishi

Table with columns: 2dr, 4dr, Hatch, Pg. Rows: Eclipse, Eclipse Spyder, Endeavor 2WD, Endeavor AWD, Galant, Lancer, Lancer Evolution, Lancer Sportback, Outlander 2WD, Outlander 4WD.

Interior Volume (cu.ft.)

Passenger / Cargo

Table with columns: 2dr, 4dr, Hatch, Pg. Rows: Raider Pickup 2WD, Raider Pickup 4WD.

NISSAN

Table with columns: 2dr, 4dr, Hatch, Pg. Rows: 350z Roadster, 370z, Altima, Altima Coupe, Altima Hybrid, Armada 2WD, Armada 4WD, Cube, Frontier 2WD, Frontier 4WD, GT-R, Maxima, Murano AWD, Murano FWD, Pathfinder 2WD, Pathfinder 4WD, Pathfinder FE 2WD, Quest, Rogue AWD, Rogue FWD, Sentra, Sentra FE, Titan 2WD, Titan 4WD, Titan FE 2WD, Titan FE 2WD FFV, Versa, Versa FE, Xterra 2WD, Xterra 4WD.

PONTIAC

Table with columns: 2dr, 4dr, Hatch, Pg. Rows: G3 Wave, G3 Wave 5, G5, G5 GT, G5 XFE, G6, G8, Solstice, Torrent AWD, Torrent FWD, Vibe.

PORSCHE

Table with columns: 2dr, 4dr, Hatch, Pg. Rows: 911 GT2, 911 Turbo, 911 Turbo Cabriolet, Boxster, Boxster S, Carrera 2 Cabriolet, Carrera 2 Coupe, Carrera 2 S Cabriolet, Carrera 2 S Coupe, Carrera 4 Cabriolet, Carrera 4 Coupe, Carrera 4 S Cabriolet, Carrera 4 S Coupe, Carrera 4 S Targa, Carrera 4 Targa, Cayenne, Cayenne GTS, Cayenne S.

INDEX

	Interior Volume (cu.ft.)			
	Passenger / Cargo			
	2dr	4dr	Hatch	Pg
Cayenne Turbo				18
Cayenne Turbo S				18
Cayman				6
Cayman S				6
ROLLS-ROYCE				
Phantom	103/14			10
Phantom Coupe	94/11			9
Phantom Drophead Coupe	94/11			9
Phantom EWB	115/14			11
ROUSH PERFORMANCE				
Stage 3 Mustang	85/13			8
SAAB				
9-3 Aero Sedan AWD	90/15			9
9-3 Aero SportCombi AWD	96/30			12
9-3 Convertible	82/12			8
9-3 Sport Sedan	90/15			9
9-3 SportCombi	96/30			12
9-5 Sedan	96/16			10
9-5 SportCombi	97/37			12
9-7X AWD				18
SALEEN PERFORMANCE				
S281 Family	85/13			8
SATURN				
Astra 2DR Hatchback		89/20		9
Astra 4DR Hatchback		92/20		10
Aura	98/16			10
Aura Hybrid	98/16		10,20	
Outlook AWD				18
Outlook FWD				16
SKY				6
Vue AWD				18
Vue FWD				16
Vue Hybrid				16,20
SCION				
tC		85/13		8
xB	101/22			12
xD		84/11		8
SMART				
fortwo convertible				4,6
fortwo coupe				4,6
SPYKER				
C8				6
SUBARU				
Forester AWD				18
Impreza AWD	94/11			9
Impreza Wagon/Outback SPT AWD	94/19			12
Legacy AWD	94/11			9
Outback Wagon AWD				18
Tribeca AWD				18
SUZUKI				
Equator 2WD				12
Equator 4WD				13
Grand Vitara				16
Grand Vitara 4WD				18
SX4	89/9			12
SX4 AWD	89/9			12
SX4 Sedan	88/14			9
SX4 Sport	88/14			9
XL7 AWD				18
XL7 FWD				16

TESLA

TOYOTA

	Interior Volume (cu.ft.)			
	Passenger / Cargo			
	2dr	4dr	Hatch	Pg
Roadster				25
4Runner 2WD				16
4Runner 4WD				18
Avalon		107/14		11
Camry		101/15		10
Camry Hybrid		101/11		10,20
Corolla		92/12		9
FCHV-adv				25
FJ Cruiser 2WD				16
FJ Cruiser 4WD				18
Highlander 2WD				16
Highlander 4WD				18
Highlander Hybrid 4WD				18,20
Land Cruiser Wagon 4WD				18
Matrix		92/20		12
Prius			96/16	4,10,20
RAV4 2WD				16
RAV4 4WD				18
Sequoia 2WD				16
Sequoia 4WD				18,23
Sienna 2WD				14
Sienna 4WD				15
Tacoma 2WD				4,12
Tacoma 4WD				13
Tundra 2WD				13
Tundra 4WD				14,22
Venza				16
Venza AWD				18
Yaris		87/13	84/13	4,8

VOLKSWAGEN

CC		94/13		9
CC 4motion		94/13		9
Eos	77/11			8
GTI			94/15	9
Jetta		91/16		9,24
Jetta SportWagen		92/33		4,12,24
New Beetle			85/12	8
New Beetle Convertible	78/5			7
Passat		96/14		10
Passat Wagon		97/36		12
Rabbit			94/15	9
Routan FWD				15
Tiguan				16
Tiguan 4motion				18
Touareg				18,24

VOLVO

C30 FWD			89/15	9
C70 Convertible	84/13			8
S40 AWD		92/13		9
S40 FWD		92/13		9
S60 AWD		92/14		9
S60 FWD		92/14		9
S80 AWD		98/15		10
S80 FWD		98/15		10
V50 AWD		93/32		12
V50 FWD		93/32		12
V70 FWD		98/37		12
XC 60 AWD				18
XC 70 AWD				18
XC 90 AWD				18

XC 90 FWD

	Interior Volume (cu.ft.)			
	Passenger / Cargo			
	2dr	4dr	Hatch	Pg
				16