



SUBSISTENCE HARVESTS OF PACIFIC HALIBUT IN ALASKA, 2010

Division of Subsistence, Alaska Department of Fish and Game
333 Raspberry Road, Anchorage, AK 99518
January 2012

Through a grant from the National Marine Fisheries Service (NMFS), the Alaska Department of Fish and Game (ADF&G) Division of Subsistence conducted a study to estimate the subsistence harvests of Pacific halibut in Alaska in 2010. The full results of the study appear in the Division's Technical Paper No. 367, "Subsistence Harvests of Pacific Halibut in Alaska, 2010" (January 2012). Key points in the report include the following:

- In May 2003, the NMFS published final federal regulations for a subsistence halibut fishery in Alaska. Residents of 118 rural communities and designated rural areas, and members of 123 tribes are eligible to participate. Fishers must obtain a subsistence halibut registration certificate (SHARC) from NMFS before fishing (www.fakr.noaa.gov/ram/subsistence/halibut.htm; 800-304-4846).
- 2010 was the eighth year in which subsistence halibut fishing took place under these regulations. Information about subsistence halibut harvests in 2003–2009 is reported in Division of Subsistence Technical Papers 288, 304, 320, 333, 342, 348, and 357, respectively.
- To estimate the 2010 harvests, a one-page survey form was mailed to SHARC holders in early 2011 or administered in person. After two mailings and community visits, 6,670 of 10,953 SHARC holders (61%) responded. Participation in the survey was voluntary.
- An estimated 4,991 individuals subsistence fished for halibut in 2010 (Figure 8).
- The estimated subsistence harvest was 43,332 halibut for 797,560 pounds net weight.
- Of this total, 77% was harvested with setline (stationary) gear (longline or skate) and 23% was harvested with hand-operated gear (handline or rod and reel).
- The largest subsistence harvests occurred in Southeast Alaska (Halibut Regulatory Area 2C), at 53% of the total, followed by Southcentral Alaska (Area 3A) at 39%. Table 6 and Figure 17 from the final report give more details on harvests by gear type and area.
- Based on place of residence of SHARC holders, communities with the largest subsistence halibut harvests in 2010 were Kodiak and Sitka (the largest eligible communities) (Figure 22).
- An estimated 12,851 rockfish were harvested by 1,322 fishers in the subsistence halibut fishery in 2010. Most (60%) were harvested in Southeast Alaska.
- An estimated 2,864 lingcod were harvested by 732 fishers in the subsistence halibut fishery in 2010. Most (63%) were harvested in Southeast Alaska.
- Based on preliminary data from the International Pacific Halibut Commission and this study, the estimated halibut removal in Alaska in 2010 was 63.773 million pounds, net weight. Subsistence harvests accounted for 1.3% of this total (Figure 33).
- The report concludes that the project was, overall, a success, with good response rates and a reliable estimate of subsistence halibut harvests. However, analysis suggests that a significant number of fishers may not have renewed their SHARCs. Additional outreach among eligible tribes and rural areas is necessary to maximize enrollment of fishers in the SHARC program.
- The report also recommends that monitoring of the Alaska subsistence halibut harvest continue in order to evaluate trends in the fishery.

For a copy of the full report, go to <http://www.adfg.alaska.gov/sf/publications/>, or call the Division of Subsistence of ADF&G at 907-267-2353 (Anchorage) or 907-465-4147 (Juneau).

Table 6.—Estimated harvests of halibut in numbers of fish and pounds net (dressed, head-off) weight by regulatory area and subarea, 2010.

| Subarea | Regulatory area | Estimated subsistence harvest by gear type ^a | | | | | | | | | | | | |
|----------------------------------|-----------------|---|-------------------------------------|------------------------------------|---|-------------------------------------|------------------------------------|---|-------------------------------------|------------------------------------|---|-------------------------------------|------------------------------------|---|
| | | Number of SHARCs subsistence fished ^c | Set hook gear | | Hook and line or handline | | | All gear | | | Estimated sport harvest | | | |
| | | | Estimated number respondents fished | Estimated number halibut harvested | Estimated pounds halibut harvested ^b | Estimated number respondents fished | Estimated number halibut harvested | Estimated pounds halibut harvested ^b | Estimated number respondents fished | Estimated number halibut harvested | Estimated pounds halibut harvested ^b | Estimated number respondents fished | Estimated number halibut harvested | Estimated pounds halibut harvested ^b |
| Southern Southeast Alaska | 2C | 1,618 | 1,373 | 9,797 | 207,535 | 671 | 2,927 | 46,831 | 1,618 | 12,725 | 254,366 | 833 | 2,928 | 47,523 |
| Sitka Lamp Area | 2C | 718 | 657 | 3,118 | 68,532 | 229 | 586 | 8,456 | 718 | 3,704 | 76,988 | 236 | 529 | 8,960 |
| Northern Southeast Alaska | 2C | 776 | 686 | 4,084 | 77,223 | 263 | 1,007 | 16,241 | 776 | 5,091 | 93,464 | 296 | 855 | 14,880 |
| Subtotal, Area 2C | | 3,013 | 2,625 | 16,999 | 353,290 | 1,118 | 4,521 | 71,528 | 3,013 | 21,520 | 424,818 | 1,313 | 4,312 | 71,364 |
| Yakutat Area | 3A | 66 | 53 | 543 | 13,296 | 29 | 191 | 4,768 | 66 | 734 | 18,064 | 15 | 76 | 1,198 |
| Prince William Sound | 3A | 291 | 260 | 1,767 | 35,004 | 143 | 364 | 7,274 | 291 | 2,132 | 42,279 | 139 | 361 | 7,905 |
| Cook Inlet | 3A | 228 | 138 | 2,780 | 36,870 | 157 | 2,607 | 28,939 | 228 | 5,386 | 65,809 | 126 | 579 | 9,008 |
| Kodiak Island road system | 3A | 687 | 564 | 4,429 | 82,139 | 315 | 1,146 | 20,928 | 687 | 5,575 | 103,066 | 450 | 1,871 | 35,599 |
| Kodiak Island—Other | 3A | 592 | 466 | 2,854 | 56,642 | 285 | 1,346 | 26,790 | 592 | 4,201 | 83,432 | 310 | 1,055 | 18,534 |
| Subtotal, Area 3A | | 1,631 | 1,283 | 12,374 | 223,951 | 807 | 5,654 | 88,699 | 1,631 | 18,028 | 312,650 | 887 | 3,943 | 72,244 |
| Chignik Area | 3B | 42 | 20 | 132 | 2,912 | 35 | 183 | 2,945 | 42 | 315 | 5,857 | 5 | 6 | 103 |
| Lower Alaska Peninsula | 3B | 130 | 65 | 696 | 8,845 | 96 | 514 | 8,306 | 130 | 1,210 | 17,152 | 51 | 143 | 2,248 |
| Subtotal, Area 3B | | 171 | 84 | 829 | 11,757 | 130 | 697 | 11,251 | 171 | 1,525 | 23,009 | 56 | 148 | 2,351 |
| Eastern Aleutians—East | 4A | 99 | 61 | 429 | 7,046 | 66 | 409 | 6,297 | 99 | 838 | 13,343 | 53 | 217 | 2,682 |
| Eastern Aleutians—West | 4A | 8 | 7 | 32 | 665 | 3 | 22 | 540 | 8 | 55 | 1,205 | 6 | 8 | 132 |
| Subtotal, Area 4A | | 101 | 62 | 461 | 7,711 | 67 | 431 | 6,837 | 101 | 892 | 14,548 | 57 | 225 | 2,814 |
| Western Aleutians—East | 4B | 10 | 6 | 22 | 210 | 4 | 14 | 240 | 10 | 36 | 450 | 3 | 21 | 432 |
| Western Aleutians—Other | 4B | 0 | 0 | 0 | 0 | 0 | 0 | 0 | 0 | 0 | 0 | 0 | 0 | 0 |
| Subtotal, Area 4B | | 10 | 6 | 22 | 210 | 4 | 14 | 240 | 10 | 36 | 450 | 3 | 21 | 432 |
| St. George Island | 4C | 6 | 5 | 23 | 563 | 5 | 8 | 158 | 6 | 30 | 720 | 0 | 0 | 0 |
| St. Paul Island | 4C | 19 | 13 | 468 | 9,555 | 6 | 16 | 584 | 19 | 485 | 10,139 | 0 | 0 | 0 |
| Subtotal, Area 4C | | 25 | 17 | 491 | 10,118 | 11 | 24 | 742 | 25 | 515 | 10,859 | 0 | 0 | 0 |
| St. Lawrence Island | 4D | 4 | 2 | 32 | 843 | 2 | 6 | 328 | 4 | 38 | 1,171 | 0 | 0 | 0 |
| Area 4D—Other | 4D | 0 | 0 | 0 | 0 | 0 | 0 | 0 | 0 | 0 | 0 | 0 | 0 | 0 |
| Subtotal, Area 4D | | 4 | 2 | 32 | 843 | 2 | 6 | 328 | 4 | 38 | 1,171 | 0 | 0 | 0 |
| Bristol Bay | 4E | 4 | 4 | 0 | 0 | 0 | 0 | 0 | 4 | 0 | 0 | 2 | 2 | 35 |
| Yukon Delta | 4E | 60 | 15 | 170 | 2,542 | 56 | 571 | 6,942 | 60 | 741 | 9,484 | 0 | 0 | 0 |
| Norton Sound | 4E | 6 | 6 | 38 | 571 | 0 | 0 | 0 | 6 | 38 | 571 | 0 | 0 | 0 |
| Kotzebue Sound | 4E | 0 | 0 | 0 | 0 | 0 | 0 | 0 | 0 | 0 | 0 | 0 | 0 | 0 |
| Subtotal, Area 4E | | 70 | 25 | 208 | 3,113 | 56 | 571 | 6,942 | 70 | 779 | 10,055 | 2 | 2 | 35 |
| Total, Alaska^c | | 4,991 | 4,071 | 31,416 | 610,992 | 2,183 | 11,916 | 186,567 | 4,991 | 43,332 | 797,560 | 2,297 | 8,651 | 149,241 |

Source ADF&G Division of Subsistence, SHARC survey, 2011.

a. “Setline” = longline or skate. “Hand-operated gear” = rod and reel, or handline.

b. Weights given are “net weight.” Pounds net (dressed, head off) weight = 75% of round (whole) weight.

c. Because fishers may fish in more than one area, subtotals for regulatory areas and the state total might exceed the sum of the subarea values. Includes subsistence and sport fishing.

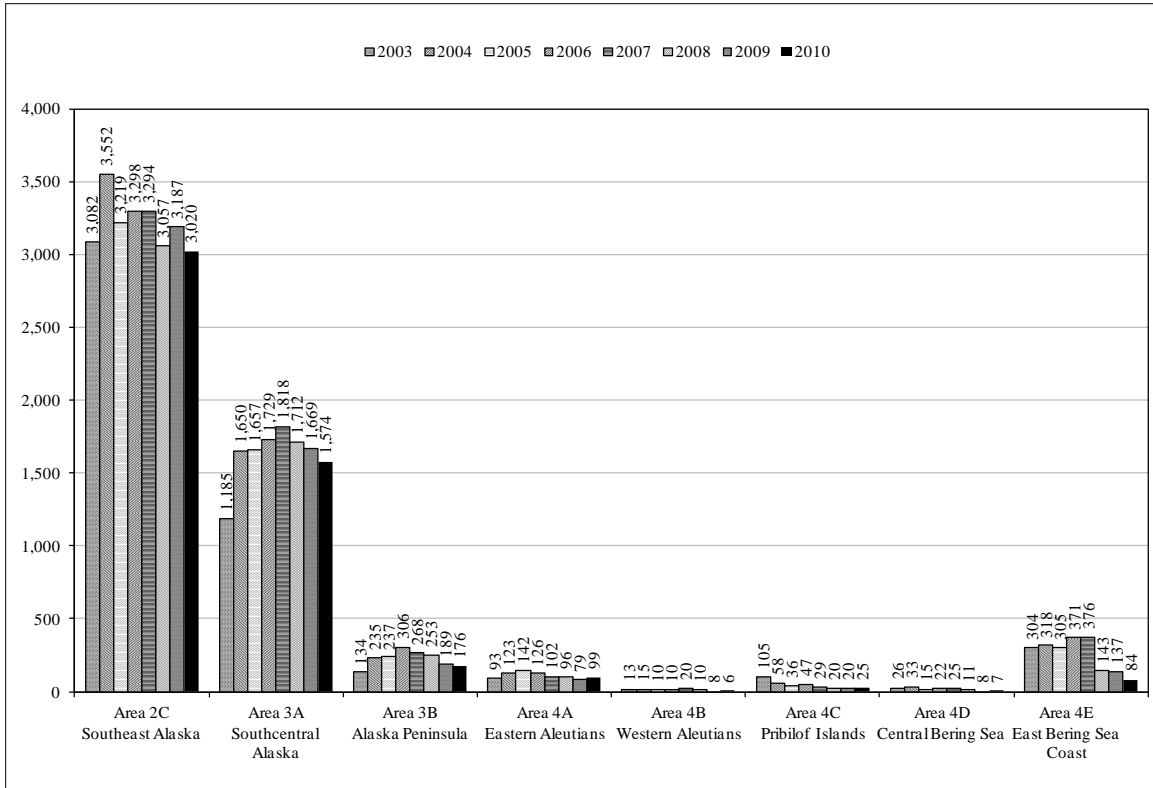


Figure 8.—Estimated number of Alaska subsistence halibut fishers, 2003–2010 by regulatory area of tribe or rural community.

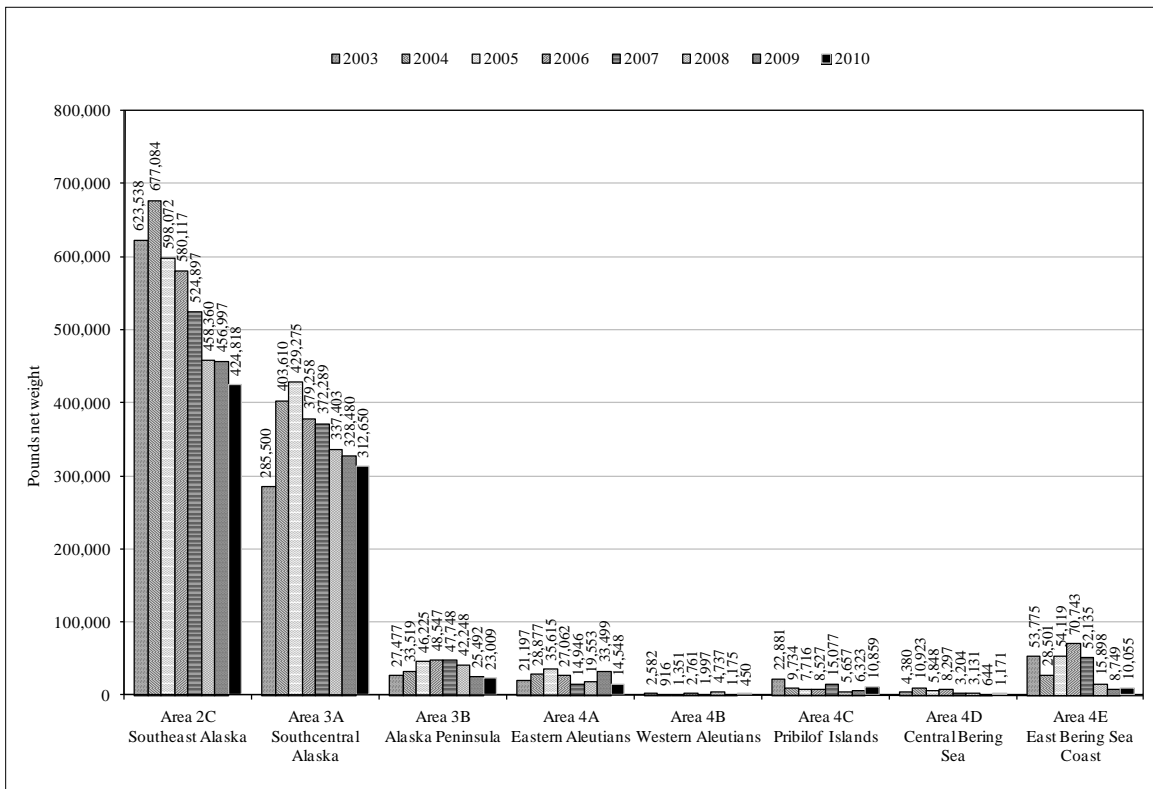


Figure 17.—Estimated subsistence halibut harvests, pounds net weight, by regulatory area fished, 2003–2010.

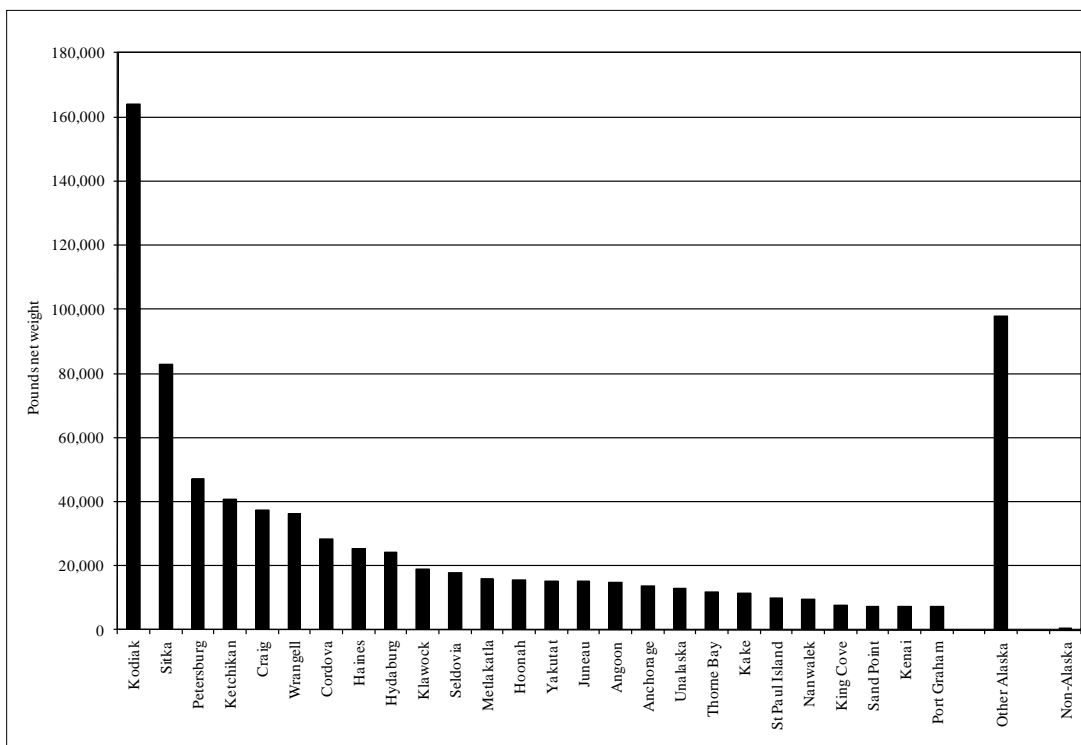


Figure 22.—Alaska subsistence halibut harvests by place of residence, 2010.

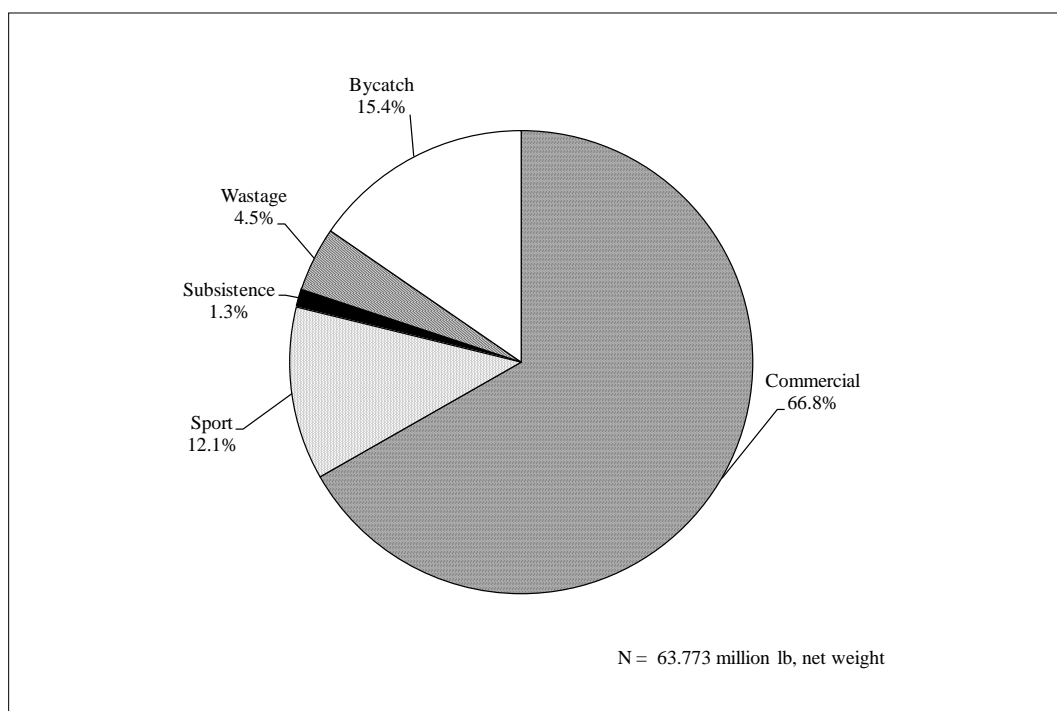


Figure 33.—Halibut removals, Alaska, 2010.

The Alaska Department of Fish and Game administers all programs and activities free from discrimination based on race, color, national origin, age, sex, religion, marital status, pregnancy, parenthood, or disability. The department administers all programs and activities in compliance with Title VI of the Civil Rights Act of 1964, Section 504 of the Rehabilitation Act of 1973, Title II of the Americans with Disabilities Act of 1990, the Age Discrimination Act of 1975, and Title IX of the Education Amendments of 1972. If you believe you have been discriminated against in any program, activity, or facility please write ADF&G ADA Coordinator, P.O. Box 115526, Juneau, AK 99811-5526. The department's ADA Coordinator can be reached via phone at the following numbers: (VOICE) 907-465-6077, (Statewide Telecommunication Device for the Deaf) 1-800-478-3648, (Juneau TDD) 907-465-3646, or (FAX) 907-465-6078. Or contact the U.S. Fish and Wildlife Service, 4040 N. Fairfax Drive, Suite 300 Webb, Arlington, VA 22203; or the Office of Equal Opportunity, U.S. Department of the Interior, Washington DC 20240. For information on alternative formats and questions on this publication, please contact ADF&G, Division of Subsistence, Website: <http://www.adfg.alaska.gov/index.cfm?adfg=contacts.anchorage>.