



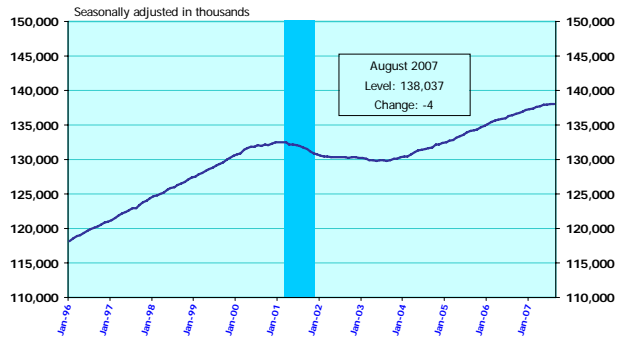
Current Employment Statistics

Highlights

August 2007

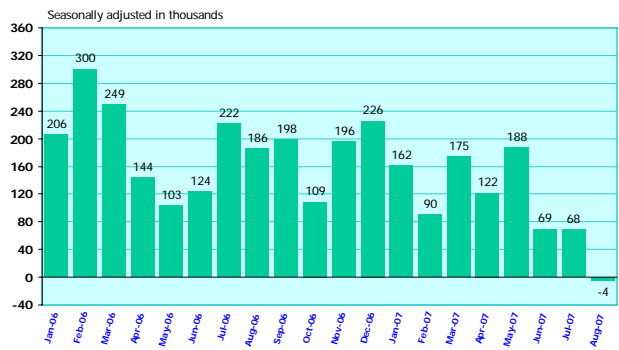
Bureau of Labor Statistics
September 7, 2007

Employment in total nonfarm 1996-2007



Source: Bureau of Labor Statistics, Current Employment Statistics survey, September 7, 2007.
Notes: Shaded area denotes recession. Most recent two months of data are preliminary.

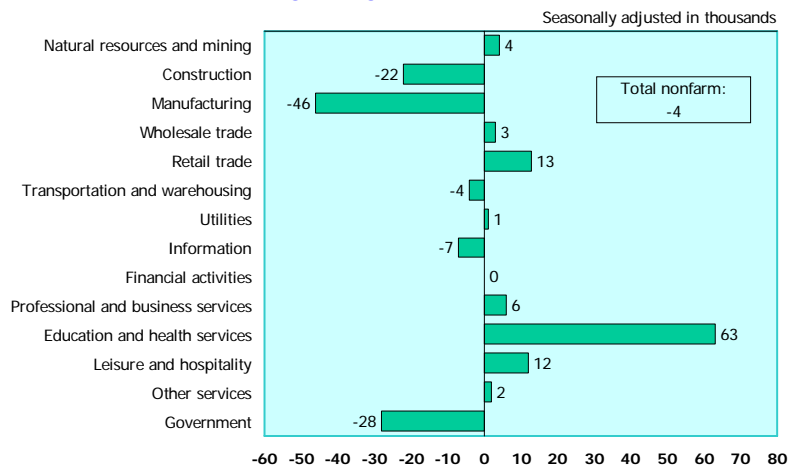
Employment in total nonfarm Over-the-month change, 2006-07



Source: Bureau of Labor Statistics, Current Employment Statistics survey, September 7, 2007.
Note: Most recent two months of data are preliminary

- Nonfarm employment was essentially unchanged in August. This was the weakest employment over-the-month change since August 2003.
- Employment has shown little growth for the past 3 months (44,000 on average). This compares with an average monthly increase of 147,000 for the first 5 months of the year and 189,000 per month in 2006.

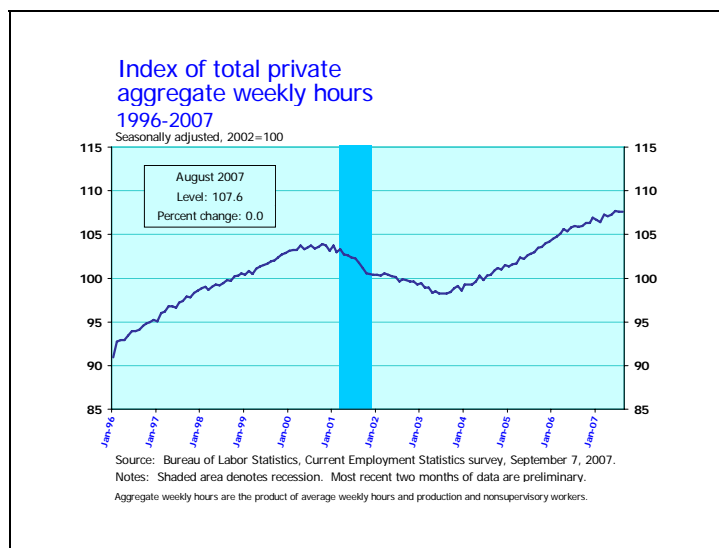
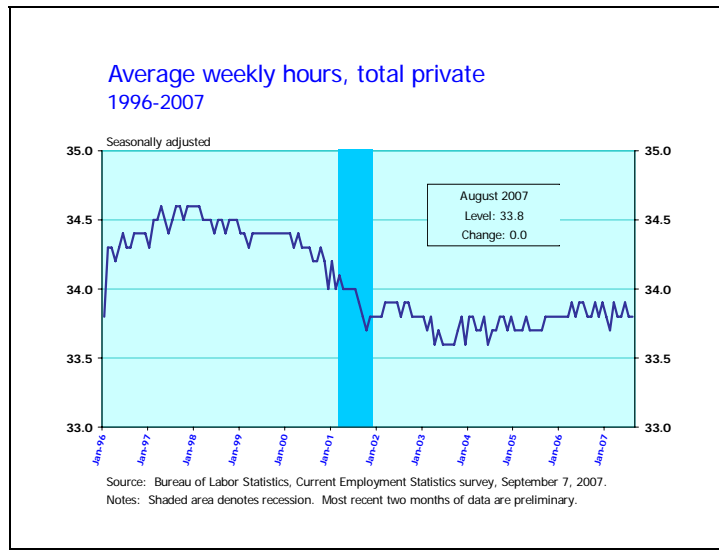
Employment in total nonfarm and supersectors Over-the-month change, August 2007



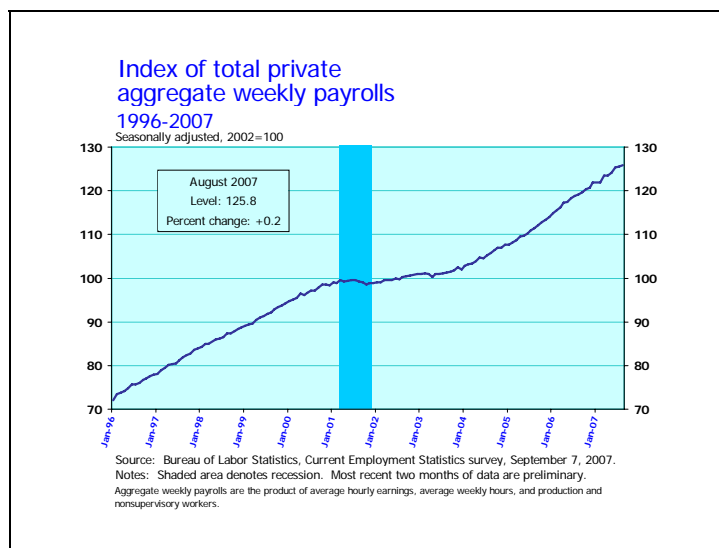
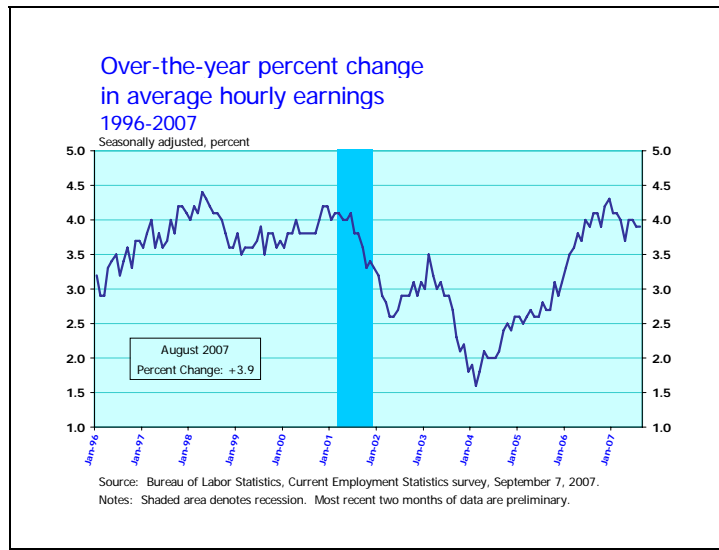
Source: Bureau of Labor Statistics, Current Employment Statistics survey, September 7, 2007.

Note: Data are preliminary.

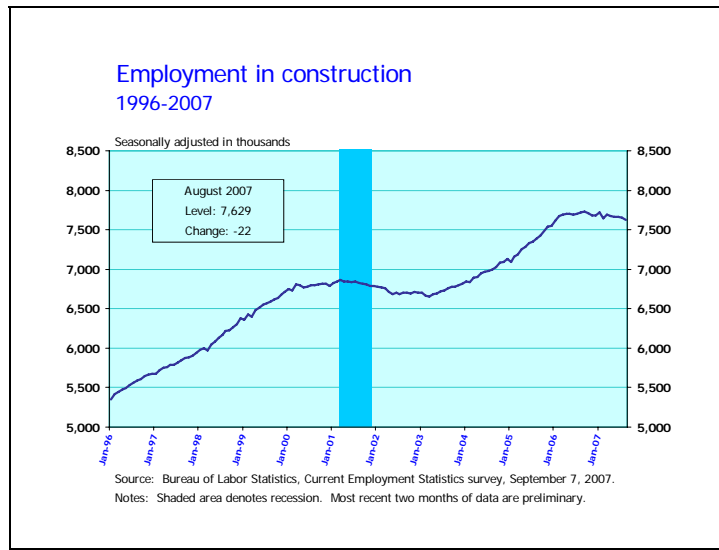
- Education and health services experienced the only significant job growth among the supersectors, adding 63,000 jobs.
- Jobs losses were seen in manufacturing, local government education, and construction.



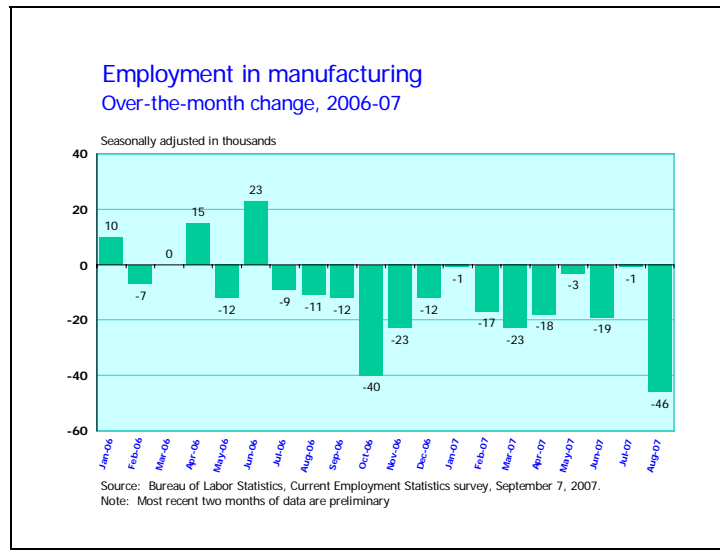
- Average weekly hours of production and nonsupervisory workers on private nonfarm payrolls was unchanged in August at 33.8 hours. The workweek has remained within a 0.2-hour range since July 2004.
- The index of total private aggregate weekly hours was unchanged in August. Since reaching a low point in August 2003, the index has increased by 9.6 percent. The rate of growth, however, has slowed since April 2006.



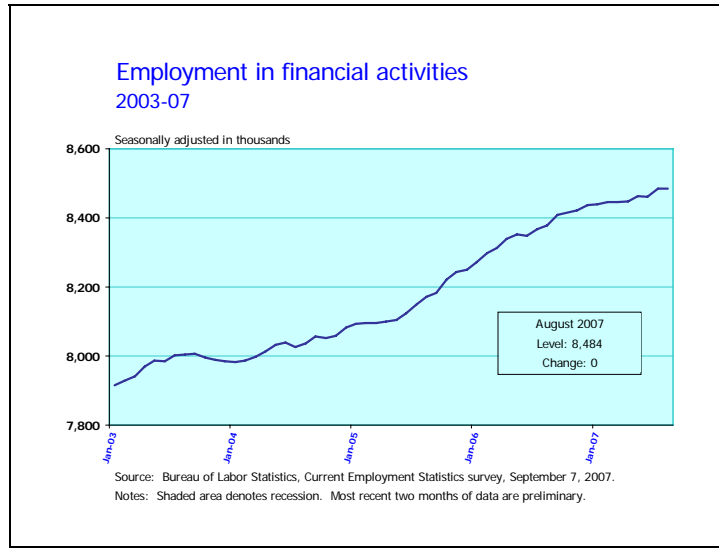
- Average hourly earnings for production and nonsupervisory workers on private nonfarm payrolls rose by 5 cents in August. Over the year, nominal earnings are up 3.9 percent.
- The index of total private aggregate weekly payrolls rose 0.2 percent in August. Over the year, the index has grown by 5.5 percent.



- Employment in construction declined by 22,000 in August. Residential specialty trade contractors lost 18,000 jobs over the month.
- Since its most recent peak in September 2006, construction employment has declined by 96,000.



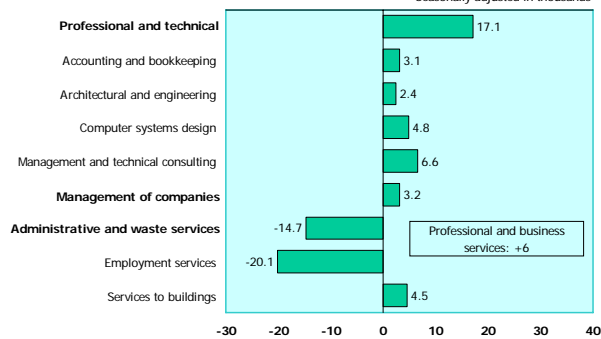
- Manufacturing employment fell by 46,000 in August, its largest one-month job loss since July 2003. The industry has lost 215,000 over the past year.
- Durable goods lost 30,000 jobs in August. Jobs losses in this industry were led by motor vehicle and parts manufacturing (-11,000). Other durable good industries with job losses included machinery, wood products, furniture and related products, semiconductors and electronic components, and primary metals.
- Nondurables goods lost 16,000 jobs in August. Jobs losses in this industry occurred in food manufacturing, apparel, and textile mills.



- Following a large increase in July, employment in financial activities was flat in August. Employment changes in this industry have averaged 6,000 per month so far in 2007 compared with an average of 16,000 in 2006.
- Within the industry, employment in credit intermediation edged down over the month and is down 19,000 since February 2007.

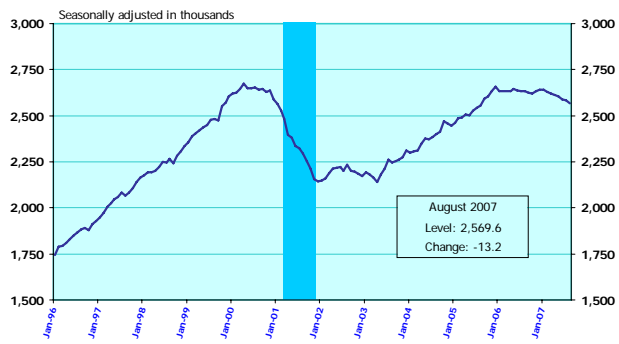
Employment in selected professional and business services

Over-the-month change, August 2007



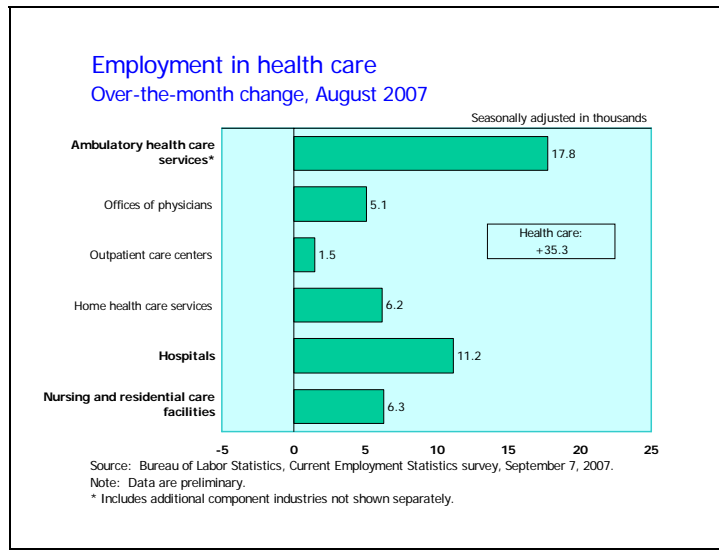
Source: Bureau of Labor Statistics, Current Employment Statistics survey, September 7, 2007.
Note: Data are preliminary.

Employment in temporary help services 1996-2007

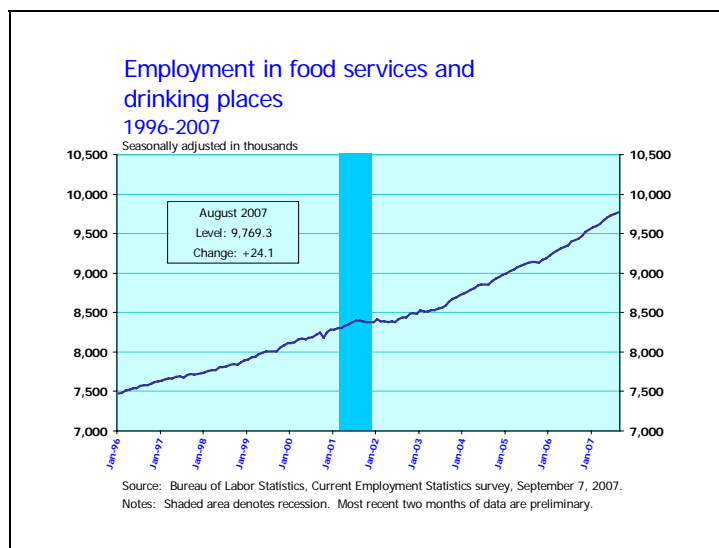
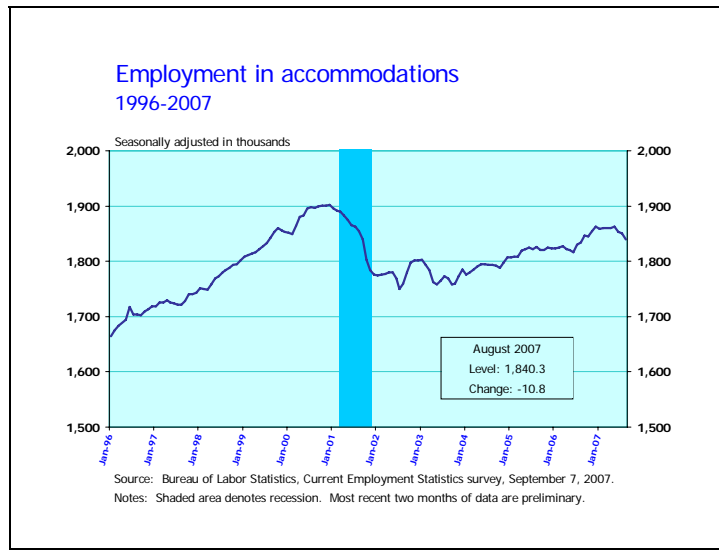


Source: Bureau of Labor Statistics, Current Employment Statistics survey, September 7, 2007.
Notes: Shaded area denotes recession. Most recent two months of data are preliminary.

- Employment in professional and business services edged up in August, compared to monthly average gain of 27,000 over the prior 12 months.
- Management and technical consulting services gained 7,000 jobs in August and 75,000 jobs over the past year.
- Employment services lost jobs in August (-20,000). Most of this was due to temporary help services, which lost 72,000 jobs so far this year.



- The health care industry added 35,000 jobs over the month and 396,000 over the past year.
- In August, growth continued in all three sectors: ambulatory care services, hospitals, and nursing and residential care facilities.



- Employment in leisure and hospitality notched up in August, far below its prior 12-month average.
- Employment in accommodations decreased by 23,000 over the past three months. These losses have partially offset a 46,000 increase in employment between June 2006 and May 2007.
- Food services and drinking places continued to expand in August, gaining 24,000 jobs and 350,000 jobs over the year.