

2012 Commercial Buildings Energy Consumption Survey (CBECS)

Building Questionnaire – Form EIA-871A

HOW TO USE THIS QUESTIONNAIRE

The 2012 Commercial Buildings Energy Consumption Survey (CBECS) will be conducted using a *computer-assisted interview* programmed using a software called Blaise. A professional interviewer will administer the questionnaire to the building respondent using a laptop computer. The purpose of this paper representation of the questionnaire is to document the question text, fills, and skip patterns within the 2012 CBECS questionnaire.

PLEASE NOTE: All the question fills and skip patterns were handled automatically by the software and will be transparent to the interviewer, so this document appears much more complex than the actual CBECS instrument.

Each question is formatted as follows:

A1	Question name	SASVAR
ASK		
FILL		
Question text		
RANGE		
NEXT		

The **black box** (A1 here) contains a question number, followed by the **Question name** and the *SAS variable* (if applicable) in the same row. If the SAS variable area says “*see below*,” the variables are found within the Question text box.

The **ASK** line describes what needs to be true for a question to be asked for a particular building.

There is one variable that is preloaded into each case and used for routing in some questions:

- Freestanding – a building that is not attached on any sides

The **FILL** line describes any question fills and the conditions under which each appears. If the fill appears as something such as “A6 [Square footage]” this means that the figure given in question A1 will be filled in.

The **Question text** box shows the question text, and any other elements for each question, such as Show Card indicators or instructions, and the answer choices for each question.


The **RANGE** line is only applicable to numeric questions. It shows the range of answers that will be accepted by Blaise.


The **NEXT** line details the routing for the next question. Follow these instructions in order. Once a true statement is reached, go to the question indicated by the arrow (➔).

WORKSHEET AND RESPONDENT QUESTIONS

R1	Consent
ASK	All Buildings
	[F1]-Help Some parts of this interview will be recorded for quality control purposes. I'd like to continue now unless you have any questions. ◆ For FAQs, press [F1] - Help 1 Gives consent to record interview 2 Does <u>not</u> give consent to record interview
NEXT	IF First time case started OR Restart but not done with Section E → R2 [Worksheet 1] OTHERWISE → R4 [Respondent function]

R2	Worksheet 1	<i>R1WS1 – RXWS1</i>
ASK	All cases not yet done with Section E	
	Do you have Worksheet 1 with you and completed? 1 Yes 2 No	
NEXT	IF First time case started → R3 [Respondent function] IF Restart → R4 [Respondent function]	

R3	Respondent function	<i>R1JOB</i>
ASK	All cases on first start	
<p> SHOW CARD 1</p> <p>◆ Take out the Show Card booklet or make sure the respondent has access to them. It is <u>very important</u> to use these cards, as some of them contain more information than can be found on your CAPI screens</p> <p>Before we get started, we need to make sure that we have Show Cards available for some of the questions. Please turn to Show Card 1.</p> <p>Looking at this list, please tell me which of these best describes your job function.</p> <ol style="list-style-type: none"> 1 Operations, maintenance, or engineering 2 Property management 3 Store management 4 Mall management 5 Administration or company management 6 Energy or environmental management 7 Building owner 8 Business owner 9 Accounting, finances, or payroll 10 Executive official 11 School official 12 Religious official 13 Support staff 14 Other 		
NEXT	IF Other → R5 [Other job function] Anything but Other → A1 [Building name]	

R4	Respondent function	<i>R2JOB – RXJOB</i>
ASK	All restarted cases	
<p>◆ ASK if interview is with a new respondent</p> <p>◆ If interview is with same respondent as previous interview, ENTER "0"</p> <p> SHOW CARD 1</p> <p>Before we get started, we need to make sure that we have Show Cards available for some of the questions. Please turn to Show Card 1.</p> <p>Looking at this list, please tell me which of these best describes your job function.</p> <ul style="list-style-type: none"> 0 Same respondent as previous interview 1 Operations, maintenance, or engineering 2 Property management 3 Store management 4 Mall management 5 Administration or company management 6 Energy or environmental management 7 Building owner 8 Business owner 9 Accounting, finances, or payroll 10 Executive official 11 School official 12 Religious official 13 Support staff 14 Other 		
NEXT	IF Other → R5 [Other job function] Anything but Other → A1 [Building name]	

R5	Other job function	<i>R1JOBX – RXJOBX</i>
ASK	IF R3 [Respondent function] = Other OR R4 [Respondent function] = Other	
What is your job function?		
NEXT	→ R6 [Building boundaries]	

R6	Building boundaries
ASK	All Buildings
<p>The building that we're going to be talking about today is...</p> <ul style="list-style-type: none">◆ EXP: [Describe the boundaries of the building as described in the header. The amount of detail necessary will vary by the situation.]◆ ENTER "1" to continue	
NEXT	→ A1 [Building name]

SECTION A: BUILDING SIZE AND AGE

A1	Building name	<i>BLDGNAM</i>
ASK	All Buildings	
<p>By what name is this building most commonly referred?</p> <p>◆ EXP: [This may be the name of the building or the name of the largest business or organization within the building.]</p>		
NEXT	→ A2 [Street address]	

A2	Street address	<i>ADDRESS</i>
ASK	All Buildings	
<p>Please tell me the address of the building, beginning with the street address.</p>		
NEXT	→ A3 [City]	

A3	City	<i>CITY</i>
ASK	All Buildings	
<p>What is the city?</p>		
NEXT	→ A4 [State]	

A4	State	<i>STATE</i>
ASK	All Buildings	
<p>What is the state?</p> <p>◆ ENTER the two letter abbreviation</p>		<i>[F1]-HELP</i>
NEXT	→ A5 [ZIP code]	

A5	ZIP code	<i>ZIP</i>
ASK	All Buildings	
And what is the ZIP code?		
NEXT	→ A6 [Square footage]	

A6	Square footage	<i>SQFT</i>
ASK	All Buildings	
FILL	{Worksheet1Intro} IF R has Worksheet 1 = "Please refer to Worksheet 1 for some of these next questions on general characteristics." OTHERWISE = BLANK	
[F1]-HELP		
{Worksheet1Intro}		
What is the gross or total square footage of all the space in this building both finished and unfinished, including basements, hallways, lobbies, stairways, elevator shafts, and indoor parking levels?		
<ul style="list-style-type: none"> ◆ DEF: [Total square footage = Length of building multiplied by width of building multiplied by the number of floors.] ◆ VERIFY number <u>digit by digit</u> 		
RANGE	1 to 999,999,999	
NEXT	IF DK/RF → A12 [Square footage category] IF 1,000 square feet or less → A13 [End of interview] OTHERWISE → A7 [Square footage includes parking]	


A7	Square footage includes parking	<i>SQFTPRK</i>
ASK	IF A6 [Square footage] ≠ DK/RF	
Does this square footage include any parking areas?		
<ol style="list-style-type: none"> 1 Yes 2 No 		
NEXT	IF Yes → A8 [Parking enclosed or open] IF No/DK/RF → A11 [Square footage includes common]	

A8	Parking enclosed or open	<i>PRKENCL</i>
ASK	IF A7 [Square footage includes parking] = Yes	
<p>Are these parking areas completely enclosed, such as underground parking levels, or are they open to the outside, with open spaces in the walls?</p> <p>1 Completely enclosed 2 Open to the outside</p>		
NEXT	IF Completely enclosed OR DK/RF → A9 [Parking separate or part of building] IF Open to the outside → A10 [Sq ft of open or separate parking]	


A9	Parking separate or part of building	<i>PRKSEP</i>
ASK	IF A8 [Parking enclosed or open] = Completely enclosed OR DK/RF	
<p>Are these parking areas in a completely separate structure, connected to the building only by a walkway or tunnel, or are they a part of the building itself?</p> <p>1 Completely separate 2 Connected by walkway or tunnel 3 Part of the building</p>		
NEXT	IF Completely separate, Connected by walkway or tunnel OR DK/RF → A10 [Sq ft of open or separate parking] IF Part of the building → A11 [Square footage includes common]	


A10	Sq ft of open or separate parking	<i>PRKSQFT</i>
ASK	IF A8 [Parking enclosed or open] = Open to the outside OR A9 [Parking separate or part of building] = Completely separate, Connected by walkway or tunnel OR DK/RF	
<p>What is the square footage of these parking areas (that you included in the total square footage of the building)?</p> <p>◆ PROBE for estimate if DK</p>		
RANGE	1 to 999,999,999	
NEXT	→ A11 [Square footage includes common]	

A11	Square footage includes common	<i>SQFTCOM</i>
ASK	IF A6 [Square footage] ≠ DK/RF	
FILL	{SqFt} = "A6 [Square footage]"	
<p>Does the building's {SqFt} square feet include all the common and unoccupied areas such as hallways, lobbies, stairways, and mechanical rooms?</p> <p>1 Yes 2 No</p>		
NEXT	→ A14 [Wall construction material]	


A12	Square footage category	<i>SQFTC</i>
ASK	IF A6 [Square footage] = DK/RF	
[F1]-HELP		
<p> SHOW CARD A1</p> <p>I understand that it may be difficult to give an exact figure for square footage. However, the size of your building is very important in helping understand its use of energy.</p> <p>Please look at Show Card A1 and tell me which category best describes the total gross square footage in this building. There are examples provided to help you estimate.</p> <p>◆ If respondent gives the category code, VERIFY the response by reading the full answer</p> <ol style="list-style-type: none"> 1 1,000 square feet or less 2 1,001 to 5,000 square feet 3 5,001 to 10,000 square feet 4 10,001 to 25,000 square feet 5 25,001 to 50,000 square feet 6 50,001 to 100,000 square feet 7 100,001 to 200,000 square feet 8 200,001 to 500,000 square feet 9 500,001 to 1 million square feet 10 Over 1 million square feet 		
NEXT	IF 1,000 square feet or less → A13 [End of interview] IF Over 1,000 square feet OR DK/RF → A14 [Wall construction material]	


A13	End of interview
ASK	IF A6 [Square footage] ≤ 1000
FILL	{CollectWorksheet} IF R has Worksheet 1 = "However, I would like to collect Worksheet 1 and any other worksheets that you may have completed."
<p>Thank you, that's all the questions that I have at this time, since we are only interviewing buildings that are larger than one thousand square feet. {CollectWorksheet}</p> <p>Thank you for your time and help.</p> <p>◆ [F10]-Exit</p>	
NEXT	TERMINATE


A14	Wall construction material	<i>WLCNS</i>
ASK	All Buildings	
<p> SHOW CARD A2</p> <p>Please look at Show Card A2 for a list of different types of construction materials. Which of these best describes the major type of exterior wall construction material used on this building?</p> <ol style="list-style-type: none"> 1 Brick, stone, or stucco 2 Pre-cast concrete panels 3 Concrete block or poured concrete (above grade) 4 Aluminum, asbestos, plastic, or wood siding, shingles, tiles, or shakes 5 Sheet metal panels 6 Window or vision glass (glass that can be seen through) 7 Decorative or construction glass 8 IF VOLUNTEERED: No one major type 9 IF VOLUNTEERED: Other 		[F1]-HELP
NEXT	→ A15 [Roof construction material]	

A15	Roof construction material	<i>RFCNS</i>
ASK	All Buildings	
 SHOW CARD A3		[F1]-HELP
<p>Please look at Show Card A3 for a list of different types of roofing materials. Which of these best describes the building's predominant exterior roof surface?</p> <ol style="list-style-type: none"> 1 Built-up (tar, felts, or fiberglass and a ballast, such as stone) 2 Slate or tile shingles 3 Wood shingles, shakes, or other wooden materials 4 Asphalt, fiberglass, or other shingles 5 Metal surfacing 6 Plastic, rubber, or synthetic sheeting (single or multiple ply) 7 Concrete 8 IF VOLUNTEERED: No one major type 9 IF VOLUNTEERED: Other 		
NEXT	→ A16 [Cool roof materials]	

A16	Cool roof materials	<i>RFCOOL</i>
ASK	All Buildings	
<p>Is the roof of this building designed to reduce solar heat gain, also known as a "cool roof"?</p> <p>◆ EXP: [Roofs with a highly reflective surface, a ballasted roof system, a vegetated roof system, or any combination of these technologies should be considered a "cool roof".]</p> <ol style="list-style-type: none"> 1 Yes 2 No 		
NEXT	→ A17 [Roof tilt]	

A17	Roof tilt	<i>RFTILT</i>
ASK	All Buildings	
 SHOW CARD A4		
<p>Looking at Show Card A4, please tell me which best describes the tilt or pitch of the roof of this building.</p> <ol style="list-style-type: none"> 1 Flat 2 Shallow pitch 3 Steeper pitch 		
NEXT	IF Freestanding → A18 [Building shape] OTHERWISE → A22 [Number of floors]	

A18	Building shape	<i>BLDSHP</i>
ASK	IF Freestanding	
 SHOW CARD A5 Looking at Show Card A5, which of these shapes most resembles the floorplan of this building at ground level? This is sometimes called the "footprint" of the building. <ol style="list-style-type: none"> 1 Square 2 Wide rectangle 3 Narrow rectangle 4 Rectangle or square with an interior courtyard 5 "H" shaped 6 "U" shaped 7 "E" shaped 8 "T" shaped 9 "L" shaped 10 "+" or cross shaped 11 Other shape 		
NEXT	→ A19 [Percent exterior glass]	

A19	Percent exterior glass	<i>GLSSPC</i>
ASK	IF Freestanding	
 SHOW CARD A6 Which of the ranges on Show Card A6 best describes the percent of the exterior wall surface of this building that is covered with window glass or glass doors? <ol style="list-style-type: none"> 1 1 percent or less 2 2 to 10 percent 3 11 to 25 percent 4 26 to 50 percent 5 51 to 75 percent 6 76 to 100 percent 		
NEXT	→ A20 [Equal glass on all sides]	

A20	Equal glass on all sides	<i>EQGLSS</i>
ASK	IF Freestanding	
Is the amount of glass about the same for all sides of the building? <ol style="list-style-type: none"> 1 Yes 2 No 		
NEXT	IF Yes → A22 [Number of floors] IF No OR DK/RF → A21 [Glass sides most sunlight]	

A21	Glass sides most sunlight	<i>SUNGLS</i>
ASK	IF Freestanding & A20 [Equal glass on all sides] = No OR DK/RF	
<p>Do the sides receiving direct sunlight have more or less glass area than the sides that do not receive direct sunlight?</p> <p>1 More glass area 2 Less glass area 3 IF VOLUNTEERED: About the same amount</p>		
NEXT	→ A22 [Number of floors]	

A22	Number of floors	<i>NFLOOR</i>
ASK	All Buildings	
[F1]-HELP		
<p>How many floors are in the tallest section of the building, including basements, parking levels, or any other floors below ground level, but excluding half-floors, mezzanines, balconies, and lofts?</p> <p>◆ PROBE for estimate if DK</p>		
RANGE	1 to 999	
NEXT	IF Only one floor OR DK/RF → A24 [Floor-to-ceiling height] IF More than one floor → A23 [Number of underground floors]	

A23	Number of underground floors	<i>BASEMNT</i>
ASK	IF A22 [Number of floors] > 1	
<p>How many of these floors are below ground (or partially below ground)?</p> <p>◆ PROBE for estimate if DK</p>		
RANGE	0 to 999	
NEXT	→ A24 [Floor-to-ceiling height]	

A24	Floor-to-ceiling height	<i>FLCEILHT</i>
ASK	All Buildings	
FILL	{Floors} IF A22 [Number of floors] = 1 = "in this building" ELSE IF A22 [Number of floors] = DK/RF = "of the floors in this building" OTHERWISE = "of these floors"	
What is the typical floor-to-ceiling height {Floors}? <ul style="list-style-type: none"> ◆ DEF: [Floor-to-ceiling height is the distance, in feet, from the floor to the ceiling surface.] ◆ EXP: [If it varies by floor, ask for the height of the majority of floors.] 		
RANGE	5 to 500	
NEXT	→ A25 [Attic]	

A25	Attic	<i>ATTIC</i>
ASK	All Buildings	
Does the building have an attic? <ul style="list-style-type: none"> 1 Yes 2 No 		
NEXT	IF A22 [Number of floors] = 1 → A30 [Year of construction] IF A22 [Number of floors] > 1 OR DK/RF → A26 [Elevators]	


A26	Elevators	<i>ELEVTR</i>
ASK	IF A22 [Number of floors] >1 OR DK/RF	
Are there any elevators in this building? <ul style="list-style-type: none"> 1 Yes 2 No 		
NEXT	IF Yes → A27 [Number of elevators] IF No OR DK/RF → A28 [Escalators]	

A27	Number of elevators	<i>NELVTR</i>
ASK	IF A26 [Elevators] = Yes	
<p>How many elevators are there?</p> <p>◆ PROBE for estimate if DK</p>		
RANGE	1 to 999	
NEXT	→ A28 [Escalators]	

A28	Escalators	<i>ESCLTR</i>
ASK	IF A22 [Number of floors] >1 OR DK/RF	
<p>Are there any escalators in this building?</p> <p>◆ EXP: ["Moving sidewalks" should be included as escalators.]</p> <p>1 Yes 2 No</p>		
NEXT	IF Yes → A29 [Number of escalators] IF No OR DK/RF → A30 [Year of construction]	

A29	Number of escalators	<i>NESSLTR</i>
ASK	IF A28 [Escalators] = Yes	
<p>How many escalators are there? Count <u>each</u> one, for example, a pair of up and down escalators should be counted as two.</p> <p>◆ EXP: ["Moving sidewalks" should be counted as escalators.]</p> <p>◆ PROBE for estimate if DK</p>		
RANGE	1 to 99	
NEXT	→ A30 [Year of construction]	


A30	Year of construction	YRCON
ASK	All Buildings	
		[F1]-HELP
What year was this building constructed? If there have been major additions, give the year the <u>largest portion</u> of the building was completed.		
RANGE	1600 to 2013	
NEXT	IF DK/RF → A31 [Year of construction category] IF 2012 → A33 [Month ready for occupancy] IF 2013 → A32 [End of interview] IF 2007 or earlier → A34 [Renovations] IF 2008 or later → B1 [One activity in building]	

A31	Year of construction category	YRCONC
ASK	IF A30 [Year of construction] = DK/RF	
		[F1]-HELP
 SHOW CARD A7		
Please look at Show Card A7 and tell me which range best describes when this building was constructed.		
1 Before 1920 2 1920 to 1945 3 1946 to 1959 4 1960 to 1969 5 1970 to 1979 6 1980 to 1989 7 1990 to 1999 8 2000 to 2003 9 2004 to 2007 10 2008 to 2012 12 IF VOLUNTEERED: 2013		
NEXT	IF 2013 → A32 [End of interview] IF Any category (OR DK/RF) except 2008 to 2012 → A34 [Renovations] IF 2008 to 2012 → B1 [One activity in building]	

A32	End of interview
ASK	IF A30 [Year of construction] OR A31 [Year of construction category] = 2013
FILL	{CollectWorksheet} IF R has Worksheet 1 = "However, I would like to collect Worksheet 1 and any other worksheets that you may have completed."
<p>Thank you, that's all the questions that I have at this time, since we are only interviewing structures that were ready for occupancy before January 1, 2013. {CollectWorksheet}</p> <p>Thank you for your time and help.</p> <p>◆ [F10]-Exit</p>	
NEXT	TERMINATE


A33	Month ready for occupancy	<i>MONCON</i>
ASK	IF A30 [Year of construction] = 2012	
<p>In what month of 2012 was this building first ready for occupancy?</p> <ol style="list-style-type: none"> 1 January 2 February 3 March 4 April 5 May 6 June 7 July 8 August 9 September 10 October 11 November 12 December 		[F1]-HELP
NEXT	→ B1 [One activity in building]	


A34	Renovations	<i>RENOV</i>
ASK	IF A30 [Year of construction] = 2007 or earlier OR A31 [Year of construction category] = Any category (OR DK/RF) except 2008 to 2012	
FILL	{Since1990orConstructed} IF A30 [Year of construction] = 1990 or later OR A31 [Year of construction category] = 1990 to 1999, 2000 to 2003, OR 2004 to 2007 = "since it was constructed" OTHERWISE = "since 1990"	
<p>Has any portion of this building undergone renovations {Since1990orConstructed}?</p> <p>1 Yes 2 No</p>		
NEXT	IF Yes → A35 [What renovations] IF No OR DK/RF → B1 [One activity in building]	


A35	What renovations	<i>see below</i>																																													
ASK	IF A34 [Renovations] = Yes																																														
FILL	{Since1990orConstructed} IF A30 [Year of construction] = 1990 or later OR A31 [Year of construction category] = 1990 to 1999, 2000 to 2003, OR 2004 to 2007 = "since it was constructed" OTHERWISE = "since 1990"																																														
<p> SHOW CARD A8</p> <p>Please look at Show Card A8 and tell me which types of renovations have been done {Since1990orConstructed}.</p> <ul style="list-style-type: none"> ◆ PROBE for any others ◆ ENTER all that apply <table style="width: 100%; border: none;"> <tr> <td style="width: 15px;">1</td> <td>Addition or annex</td> <td style="text-align: right;"><i>RENADD</i></td> </tr> <tr> <td>2</td> <td>Reduction of enclosed floorspace</td> <td style="text-align: right;"><i>RENRDC</i></td> </tr> <tr> <td>3</td> <td>Interior or exterior cosmetic improvements</td> <td style="text-align: right;"><i>RENCOS</i></td> </tr> <tr> <td>4</td> <td>Interior wall re-configuration</td> <td style="text-align: right;"><i>RENINT</i></td> </tr> <tr> <td>5</td> <td>Roof replacement</td> <td style="text-align: right;"><i>RENFFF</i></td> </tr> <tr> <td>6</td> <td>Exterior wall replacement</td> <td style="text-align: right;"><i>RENWLL</i></td> </tr> <tr> <td>7</td> <td>Window replacement</td> <td style="text-align: right;"><i>RENWIN</i></td> </tr> <tr> <td>8</td> <td>HVAC equipment upgrade</td> <td style="text-align: right;"><i>RENHVC</i></td> </tr> <tr> <td>9</td> <td>Lighting upgrade</td> <td style="text-align: right;"><i>RENLGT</i></td> </tr> <tr> <td>10</td> <td>Plumbing system upgrade</td> <td style="text-align: right;"><i>RENPLB</i></td> </tr> <tr> <td>11</td> <td>Electrical upgrade</td> <td style="text-align: right;"><i>RENELC</i></td> </tr> <tr> <td>12</td> <td>Insulation upgrade</td> <td style="text-align: right;"><i>RENINS</i></td> </tr> <tr> <td>13</td> <td>Fire, safety, or security upgrade</td> <td style="text-align: right;"><i>RENSAF</i></td> </tr> <tr> <td>14</td> <td>Structural upgrade</td> <td style="text-align: right;"><i>RENSTR</i></td> </tr> <tr> <td>15</td> <td>Other</td> <td style="text-align: right;"><i>RENOTH</i></td> </tr> </table>			1	Addition or annex	<i>RENADD</i>	2	Reduction of enclosed floorspace	<i>RENRDC</i>	3	Interior or exterior cosmetic improvements	<i>RENCOS</i>	4	Interior wall re-configuration	<i>RENINT</i>	5	Roof replacement	<i>RENFFF</i>	6	Exterior wall replacement	<i>RENWLL</i>	7	Window replacement	<i>RENWIN</i>	8	HVAC equipment upgrade	<i>RENHVC</i>	9	Lighting upgrade	<i>RENLGT</i>	10	Plumbing system upgrade	<i>RENPLB</i>	11	Electrical upgrade	<i>RENELC</i>	12	Insulation upgrade	<i>RENINS</i>	13	Fire, safety, or security upgrade	<i>RENSAF</i>	14	Structural upgrade	<i>RENSTR</i>	15	Other	<i>RENOTH</i>
1	Addition or annex	<i>RENADD</i>																																													
2	Reduction of enclosed floorspace	<i>RENRDC</i>																																													
3	Interior or exterior cosmetic improvements	<i>RENCOS</i>																																													
4	Interior wall re-configuration	<i>RENINT</i>																																													
5	Roof replacement	<i>RENFFF</i>																																													
6	Exterior wall replacement	<i>RENWLL</i>																																													
7	Window replacement	<i>RENWIN</i>																																													
8	HVAC equipment upgrade	<i>RENHVC</i>																																													
9	Lighting upgrade	<i>RENLGT</i>																																													
10	Plumbing system upgrade	<i>RENPLB</i>																																													
11	Electrical upgrade	<i>RENELC</i>																																													
12	Insulation upgrade	<i>RENINS</i>																																													
13	Fire, safety, or security upgrade	<i>RENSAF</i>																																													
14	Structural upgrade	<i>RENSTR</i>																																													
15	Other	<i>RENOTH</i>																																													
NEXT	IF Other → A36 [Other renovation] OTHERWISE → B1 [One activity in building]																																														

A36	Other renovation
ASK	IF A35 [What renovations] = Other
<p>Please describe the other type of renovation.</p> <p>◆ RECORD in open box</p>	
NEXT	→ B1 [One activity in building]


SECTION B: BUILDING ACTIVITY

B1	One activity in building	<i>ONEACT</i>
ASK	All Buildings	
	 SHOW CARD B1	[F1]-HELP
	<p>Looking at the list of activities on Show Card B1, does one <u>single</u> activity account for 75 percent or more of the floorspace in the building?</p> <p>1 Yes 2 No</p>	
NEXT	IF Yes → B2 [Primary activity] IF No OR DK/RF → B3 [Activities in building]	

B2	Primary activity	<i>ACT</i>
ASK	IF B1 [One activity in building] = Yes	
<div style="text-align: right;">[F1]-HELP</div>  SHOW CARD B1 <p>Which one of the activities listed on Show Card B1 accounts for 75 percent or more of the floorspace in the building?</p> <p>◆ PROBE if DK</p> <ul style="list-style-type: none"> 11 Office/Professional 12 Data center/Computer "server farm" 13 Warehouse/Storage 14 Food sales or service 15 Enclosed mall 16 Retail (other than mall) 17 Education 18 Religious worship 19 Public assembly 20 Health care 21 Service 22 Lodging 23 Public order and safety 24 Residential 25 Industrial 26 Agricultural 27 Vacant 28 Other 		
NEXT	IF Office/Professional → B5 [Office type] IF Data center/Computer "server farm" → B6 [Verify data center] IF Warehouse/Storage → B9 [Warehouse type] IF Food sales or service → B10 [Food sales or service type] IF Enclosed mall → B41 [Food court] IF Retail → B11 [Retail type] IF Education → B13 [Education type] IF Religious worship → B30 [Assign CBECS Activity = Religious worship] IF Public assembly → B14 [Assembly type] IF Health care → B15 [Health care type] IF Service → B16 [Service type] IF Lodging → B18 [Lodging type] IF Public order and safety → B19 [Public order type] IF Residential → B20 [Residential type] IF Industrial → B8 [Used as warehouse] IF Agricultural → B22 [Space for retail sales] IF Vacant → B23 [Vacant for noncommercial] IF Other → B25 [Other type] IF DK/RF → B42 [On a multibuilding complex]	

B3	Activities in building	<i>ACT1, ACT2, ACT3</i>
ASK	IF B1 [One activity in building] = No OR DK/RF	
<div style="text-align: right;">[F1]-HELP</div> <p> SHOW CARD B1</p> <p>Which activities listed on Show Card B1 occupy the most space in this building? Choose up to three.</p> <p>◆ PROBE for any others (up to three)</p> <ul style="list-style-type: none"> 11 Office/Professional 12 Data center/Computer "server farm" 13 Warehouse/Storage 14 Food sales or service 15 Enclosed mall 16 Retail (other than mall) 17 Education 18 Religious worship 19 Public assembly 20 Health care 21 Service 22 Lodging 23 Public order and safety 24 Residential 25 Industrial 26 Agricultural 27 Vacant 28 Other 		
NEXT	IF Activities given → B4 [Percents for activities] IF DK/RF → B42 [On a multibuilding complex]	


B4	Percents for activities	<i>ACT1PCT, ACT2PCT, ACT3PCT</i>
ASK	For each activity given in B3 [Activities in building]	
FILL	<p>{ActivityLabel}</p> <p>IF Office/Professional = "office space"</p> <p>IF Data center/Computer "server farm" = "used as a data center"</p> <p>IF Warehouse/Storage = "warehouse space"</p> <p>IF Food sales or service = "used for food sales or service"</p> <p>IF Enclosed mall = "enclosed mall"</p> <p>IF Retail = "used for retail"</p> <p>IF Education = "used for education"</p> <p>IF Religious worship = "used for religious worship"</p> <p>IF Public assembly = "used for public assembly"</p> <p>IF Health care = "used for health care"</p> <p>IF Service = "used for service"</p> <p>IF Lodging = "used for lodging"</p> <p>IF Public order and safety = "used for public order and safety"</p> <p>IF Residential = "residential"</p> <p>IF Industrial = "industrial or manufacturing"</p> <p>IF Agricultural = "agricultural"</p> <p>IF Vacant = "vacant"</p> <p>IF Other = "used for another activity"</p>	
About what percent of the total space is {ActivityLabel}?		
RANGE	1 to 100	
NEXT	<p>IF There is an activity with a maximum percent, assign that as the primary activity</p> <p>IF There are equal maximum percents (e.g. 50% an 50%), or if they are all DK/RF, assign the primary activity as the most energy-intensive one (based on 2003 CBECS data)</p> <p>THEN, follow here based on the assigned primary activity:</p> <p>IF Office/Professional → B5 [Office type]</p> <p>IF Data center/Computer "server farm" → B6 [Verify data center]</p> <p>IF Warehouse/Storage → B9 [Warehouse type]</p> <p>IF Food sales or service → B10 [Food sales or service type]</p> <p>IF Enclosed mall → B41 [Food court]</p> <p>IF Retail → B11 [Retail type]</p> <p>IF Education → B13 [Education type]</p> <p>IF Religious worship → B30 [Assign CBECS Activity = Religious worship]</p> <p>IF Public assembly → B14 [Assembly type]</p> <p>IF Health care → B15 [Health care type]</p> <p>IF Service → B16 [Service type]</p> <p>IF Lodging → B18 [Lodging type]</p> <p>IF Public order and safety → B19 [Public order type]</p> <p>IF Residential → B20 [Residential type]</p> <p>IF Industrial → B8 [Used as warehouse]</p> <p>IF Agricultural → B22 [Space for retail sales]</p> <p>IF Vacant → B23 [Vacant for noncommercial]</p> <p>IF Other → B25 [Other type]</p>	


B5	Office type	<i>OFFCSP</i>
ASK	IF B2 [Primary activity] OR B4 [Percents for activities] assigned activity = Office/Professional	
FILL	<p>{ActivityExplanation} IF (B1 [One activity in building] ≠ Yes) = “For the purposes of this survey, I will include your building in the general category of office.” OTHERWISE = BLANK</p>	
<p> SHOW CARD B3</p> <p>{ActivityExplanation}</p> <p>Looking at the list on Show Card B3, what type of office is this?</p> <ol style="list-style-type: none"> 1 Administrative or professional office building (e.g. consulting, insurance, law, utility/telephone company, publishing, or college administration) 2 Government office 3 Mixed-use office 4 Bank or other financial institution 5 Doctor's or dentist's office 6 Sales or leasing office (e.g. vehicles or real estate) 7 Contractor's office (e.g. construction, plumbing, or HVAC) 8 Non-profit or social services office 9 Research and development office 10 City hall or city center 11 Religious office 12 Call center 13 Courthouse or probation office 14 Library 15 Veterinarian's office 16 Vacant 17 Other type of office 		
NEXT	IF Administrative or professional office building; Government office; Mixed-use office; Bank or other financial institution; Doctor's or dentist's office; Sales office; Contractor's office; Non-profit or social services office; Research and development office; City hall or city center; Religious office; OR Call center → B30 [Assign CBECS Activity = Office] IF Courthouse or probation office → B30 [Assign CBECS Activity = Public order and safety] IF Library → B30 [Assign CBECS Activity = Public assembly] IF Veterinarian's office → B30 [Assign CBECS Activity = Outpatient health] IF Vacant: IF More than one activity → B30 [Assign CBECS Activity = Vacant] IF Only one activity OR Establishment OR Anchor → B24 [Completely vacant] IF Other type of office → B26 [Specify other activity]	


B6	Verify data center	<i>DATCTR</i>
ASK	IF B2 [Primary activity] OR B4 [Percents for activities] assigned activity = Data center/Computer "server farm"	
FILL	{ActivityExplanation} IF (B1 [One activity in building] ≠ Yes) = "For the purposes of this survey, I will include your building in the general category of data center." OTHERWISE = BLANK	
		[F1]-HELP
{ActivityExplanation}		
<p>A data center or server farm is a group of networked computer servers that are housed in one location, usually a secure area, and perform no other tasks besides server tasks such as data storage and processing.</p> <p>There are usually many servers stacked in rows of racks, which operate continuously, day and night. Data centers are generally kept very cool and require a dedicated uninterruptible power supply.</p> <p>Does this accurately describe your building?</p> <p>1 Yes 2 No</p>		
NEXT	IF Yes → B30 [Assign CBECS Activity = Data center] IF No OR DK/RF → B7 [Classify as office]	


B7	Classify as office	<i>NODCTR</i>
ASK	IF B6 [Verify data center] = No OR DK/RF	
<p>Then, for the purposes of this study, I am going to classify your building as an office.</p> <p>◆ ENTER "1" to continue</p>		
NEXT	→ B30 [Assign CBECS Activity = Office]	


B8	Used as warehouse	<i>WARECHK</i>
ASK	IF B2 [Primary activity] OR B4 [Percents for activities] assigned activity = Industrial	
<p>Is this building used primarily as a warehouse or distribution center?</p> <p>1 Yes 2 No</p>		
NEXT	IF Yes → B9 [Warehouse type] IF No OR DK/RF → B21 [Space for retail sales]	


B9	Warehouse type	WARESP
ASK	IF B2 [Primary activity] OR B4 [Percents for activities] assigned activity = Warehouse/Storage	
FILL	{ActivityExplanation} IF (B1 [One activity in building] ≠ Yes) = "For the purposes of this survey, I will include your building in the general category of warehouse." OTHERWISE = BLANK	
 SHOW CARD B4 {ActivityExplanation} Looking at the list on Show Card B4, what type of warehouse is this? 1 Non-refrigerated warehouse or storage building 2 Refrigerated warehouse 3 Distribution or shipping center 4 Public rental storage units 5 Vehicle storage and/or maintenance (car barn) 6 Airplane hangar 7 Vacant 8 Other type of warehouse		[F1]-HELP
NEXT	IF Non-refrigerated warehouse; Distribution or shipping center; OR Public rental storage units → B30 [Assign CBECS Activity = Nonrefrigerated warehouse] IF Refrigerated warehouse → B30 [Assign CBECS Activity = Refrigerated warehouse] IF Vehicle storage and/or maintenance → B30 [Assign CBECS Activity = Service] IF Airplane hangar → B30 [Assign CBECS Activity = Other] IF Vacant: IF More than one activity → B30 [Assign CBECS Activity = Vacant] IF Only one activity OR Establishment OR Anchor → B24 [Completely vacant] IF Other type of warehouse → B26 [Specify other activity]	


B10	Food sales or service type	<i>FOODSP</i>
ASK	IF B2 [Primary activity] OR B4 [Percents for activities] assigned activity = Food sales or service	
FILL	<p>{ActivityExplanation} IF (B1 [One activity in building] ≠ Yes) = “For the purposes of this survey, I will include your building in the general category of food sales or service.” OTHERWISE = BLANK</p>	
<p> SHOW CARD B5</p> <p>{ActivityExplanation}</p> <p>Looking at list on Show Card B5, what type of food sales or service is this?</p> <ol style="list-style-type: none"> 1 Restaurant or cafeteria 2 Fast food 3 Bar, pub, or lounge 4 Grocery store or food market 5 Gas station with a convenience store 6 Convenience store 7 Beer, wine, or liquor store 8 Reception hall 9 Catering service 10 Coffee, doughnut, or bagel shop 11 Ice cream or frozen yogurt shop 12 Bakery 13 Vacant 14 Other type of food sales or service 		
NEXT	IF Restaurant or cafeteria; Fast food; Bar, pub, or lounge; Reception hall; Catering service; Coffee, doughnut, or bagel shop; OR Ice cream or frozen yogurt shop → B30 [Assign CBECS Activity = Food service] IF Grocery store or food market; Gas station with a convenience store; Convenience store; OR Bakery → B30 [Assign CBECS Activity = Food sales] IF Beer, wine, or liquor store → B30 [Assign CBECS Activity = Retail] IF Vacant: IF More than one activity → B30 [Assign CBECS Activity = Vacant] IF Only one activity OR Establishment OR Anchor → B24 [Completely vacant] IF Other type of food sales or service → B26 [Specify other activity]	

B11	Retail type	<i>RETLSP</i>
ASK	IF B2 [Primary activity] OR B4 [Percents for activities] assigned activity = Retail	
FILL	<p>{ActivityExplanation} IF (B1 [One activity in building] ≠ Yes) = “For the purposes of this survey, I will include your building in the general category of retail.” OTHERWISE = BLANK</p>	
<p> SHOW CARD B6</p> <p>{ActivityExplanation}</p> <p>Looking at the list on Show Card B6, what type of retail is this?</p> <ol style="list-style-type: none"> 1 Retail store (e.g. department store, furniture, clothing, hardware, drugstore, bookstore, building supplies, auto parts, lumber, home improvement, farm equipment, lawn and garden, floral, crafts, gifts, antiques, pawn shop, or wholesale club) 2 Bank or other financial institution 3 Convenience store 4 Beer, wine, or liquor store 5 Rental center (e.g. equipment, furnishings, movies) 6 Dealership or showroom for vehicles or boats 7 Studio or gallery 8 Grocery store or food market 9 Photo processing shop 10 Copy center or printing service 11 Distribution or shipping center 12 Gas station with a convenience store 13 Gas station (without convenience store) 14 Post office or postal center 15 Recreation (e.g. gymnasium, health club, bowling alley, ice rink, field house, or indoor racquet sports) 16 Repair shop 17 Vacant 18 Other type of retail 		
NEXT	IF Store → B12 [Type of store] IF Alcoholic beverage store; Rental center; Dealership or showroom; OR Studio or gallery → B30 [Assign CBECS Activity = Retail] IF Bank or other financial institution → B30 [Assign CBECS Activity = Office] IF Convenience store; Grocery store or food market; OR Gas station with a convenience store → B30 [Assign CBECS Activity = Food sales] IF Photo processing shop; Copy center or printing service; Gas station; Post office or postal center; OR Repair shop → B30 [Assign CBECS Activity = Service] IF Distribution or shipping center → B30 [Assign CBECS Activity = Nonrefrigerated warehouse] IF Recreation → B30 [Assign CBECS Activity = Public assembly] IF Vacant: IF More than one activity → B30 [Assign CBECS Activity = Vacant] IF Only one activity OR Establishment OR Anchor → B24 [Completely vacant] IF Other type of retail → B26 [Specify other activity]	

B12	Type of store	<i>STORE</i>
ASK	IF B11 [Retail type] = Store	
 SHOW CARD B7 Looking at the list on Show Card B7, please tell me the type of retail store. <ol style="list-style-type: none"> 1 Apparel specialty 2 Drug store 3 Home center or hardware store 4 Electronics or appliance store 5 Other specialty merchandise (hard-line goods) 6 Department store 7 Warehouse club 8 Discount or supercenter 9 Other type of store 		
NEXT	→ B30 [Assign CBECS Activity = Retail]	

B13	Education type <i>EDUCSP</i>
ASK	IF B2 [Primary activity] OR B4 [Percents for activities] assigned activity = Education
FILL	<p>{ActivityExplanation} IF (B1 [One activity in building] \neq Yes) = "For the purposes of this survey, I will include your building in the general category of education." OTHERWISE = BLANK</p>
<p> SHOW CARD B8</p> <p>{ActivityExplanation}</p> <p>Looking at the list on Show Card B8, what type of education is this?</p> <ol style="list-style-type: none"> 1 Elementary or middle school 2 High school 3 College or university 4 Preschool or daycare 5 Adult education 6 Career or vocational training 7 Religious education 8 Library 9 Laboratory 10 Vacant 11 Other type of classroom education 	
NEXT	IF Elementary or middle school; High school; College or university; Preschool or daycare; Adult education; Career or vocational training; OR Religious education → B30 [Assign CBECS Activity = Education] IF Library → B30 [Assign CBECS Activity = Public assembly] IF Laboratory → B30 [Assign CBECS Activity = Laboratory] IF Vacant: IF More than one activity → B30 [Assign CBECS Activity = Vacant] IF Only one activity OR Establishment OR Anchor → B24 [Completely vacant] IF Other type of classroom education → B26 [Specify other activity]

B14	Assembly type	ASSMSP
ASK	IF B2 [Primary activity] OR B4 [Percents for activities] assigned activity = Public assembly	
FILL	<p>{ActivityExplanation} IF (B1 [One activity in building] ≠ Yes) = “For the purposes of this survey, I will include your building in the general category of public assembly.” OTHERWISE = BLANK</p>	
 SHOW CARD B9 {ActivityExplanation} Looking at the list on Show Card B9, what type of public assembly is this? <ol style="list-style-type: none"> 1 Social or meeting (e.g. community center, lodge, meeting hall, convention center, or senior center) 2 Recreation (e.g. gymnasium, health club, bowling alley, ice rink, field house, or indoor racquet sports) 3 Entertainment or culture (e.g. museum, theater, cinema, sports arena, casino, or night club) 4 Library 5 Religious worship 6 Funeral home 7 Student activities center 8 Armory 9 Exhibition hall 10 Broadcasting studio 11 Transportation terminal (e.g. airport terminal, bus station, or train station) 12 Elementary or middle school 13 High school 14 Restaurant or cafeteria 15 Fast food 16 Bar, pub, or lounge 17 Vacant 18 Other type of public assembly 		
NEXT	IF Social or meeting; Recreation; Entertainment or culture; Library; Funeral home; Student activities center; Armory; Exhibition hall; Broadcasting studio; OR Transportation terminal → B30 [Assign CBECS Activity = Public assembly] IF Religious worship → B30 [Assign CBECS Activity = Religious worship] IF Elementary or middle school; OR High school → B30 [Assign CBECS Activity = Education] IF Restaurant or cafeteria; Fast food; OR Bar → B30 [Assign CBECS Activity = Food service] IF Vacant: IF More than one activity → B30 [Assign CBECS Activity = Vacant] IF Only one activity OR Establishment OR Anchor → B24 [Completely vacant] IF Other type of public assembly → B26 [Specify other activity]	

B15	Health care type	<i>HLTHSP</i>
ASK	IF B2 [Primary activity] OR B4 [Percents for activities] assigned activity = Health care	
FILL	<p>{ActivityExplanation} IF (B1 [One activity in building] ≠ Yes) = "For the purposes of this survey, I will include your building in the general category of health care." OTHERWISE = BLANK</p>	
<p> SHOW CARD B10</p> <p>{ActivityExplanation}</p> <p>Looking at the list on Show Card B10, what type of health care is this?</p> <ol style="list-style-type: none"> 1 Doctor's or dentist's office 2 Clinic or other outpatient health care building 3 Hospital (inpatient) 4 Outpatient rehabilitation center 5 Inpatient rehabilitation center 6 Nursing home, assisted living center, or other residential care building 7 Retirement home 8 Veterinarian's office 9 Laboratory 10 Vacant 11 Other type of health care 		
NEXT	IF Clinic or other outpatient health care building; Outpatient rehabilitation center; OR Veterinarian's office → B30 [Assign CBECS Activity = Outpatient health care] IF Hospital (inpatient); OR Inpatient rehabilitation → B30 [Assign CBECS Activity = Inpatient health care] IF Doctor's or dentist's office → B30 [Assign CBECS Activity = Office] IF Nursing home, assisted living center, or other residential care building → B30 [Assign CBECS Activity = Nursing] IF Retirement home → B30 [Assign CBECS Activity = Lodging] IF Laboratory → B30 [Assign CBECS Activity = Laboratory] IF Vacant: IF More than one activity → B30 [Assign CBECS Activity = Vacant] IF Only one activity OR Establishment OR Anchor → B24 [Completely vacant] IF Other type of health care → B26 [Specify other activity]	

B16	Service type	<i>SERVSP</i>
ASK	IF B2 [Primary activity] OR B4 [Percents for activities] assigned activity = Service	
FILL	{ActivityExplanation} IF (B1 [One activity in building] ≠ Yes) = "For the purposes of this survey, I will include your building in the general category of service." OTHERWISE = BLANK	

 SHOW CARD B11


{ActivityExplanation}


Looking at the list on Show Card B11, what type of service is this?


- 1 Auto service or auto repair shop
- 2 Vehicle storage and/or maintenance (car barn)
- 3 Contractor's office (e.g. construction, plumbing, or HVAC)
- 4 Building and grounds maintenance shop
- 5 Repair shop
- 6 Dry cleaner or laundromat
- 7 Post office, postal center, or mail sorting
- 8 Bank or other financial institution
- 9 Restaurant or cafeteria
- 10 Fast food
- 11 Bar, pub, or lounge
- 12 Car wash
- 13 Gas station with a convenience store
- 14 Gas station (without convenience store)
- 15 Telephone switching facilities
- 16 Photo processing shop
- 17 Beauty parlor or barber shop
- 18 Tanning salon
- 19 Funeral home
- 20 Airplane hangar
- 21 Copy center or printing shop
- 22 Distribution or shipping center
- 23 Kennel
- 24 Library
- 25 Non-profit or social services office
- 26 Preschool or daycare
- 27 Recreation (e.g. gymnasium, health club, bowling alley, ice rink, field house, or indoor racquet sports)
- 28 Rental center (e.g. equipment, furnishings, movies)
- 29 Public rental storage units
- 30 Student activities center
- 31 Transportation terminal (e.g. airport terminal, bus station, or train station)
- 32 Indoor parking garage
- 33 Vacant
- 34 Other type of service

NEXT	<p>IF Dry cleaner or Laundromat → B17 [Dry cleaning onsite]</p> <p>IF Auto service or auto repair shop; Building and grounds maintenance shop; Vehicle storage and/or maintenance; Repair shop; Post office or postal center; Car wash; Gas station (without convenience store); Photo processing shop; Beauty parlor or barber shop; Tanning salon; Copy center or printing shop; OR Kennel → B30 [Assign CBECS Activity = Service]</p> <p>IF Contractor's office; Bank or other financial institution; OR Non-profit or social services office → B30 [Assign CBECS Activity = Office]</p> <p>IF Restaurant or cafeteria; Fast food; OR Bar, pub, or lounge → B30 [Assign CBECS Activity = Food service]</p> <p>IF Gas station with convenience store → B30 [Assign CBECS Activity = Food sales]</p> <p>IF Telephone switching facilities OR Airplane hangar → B30 [Assign CBECS Activity = Other]</p> <p>IF Distribution or shipping center OR Public rental storage units → B30 [Assign CBECS Activity = Nonrefrigerated warehouse]</p> <p>IF Funeral home; Library; Recreation; Student activities center; OR Transportation terminal → B30 [Assign CBECS Activity = Public assembly]</p> <p>IF Preschool or daycare → B30 [Assign CBECS Activity = Education]</p> <p>IF Rental center → B30 [Assign CBECS Activity = Retail]</p> <p>IF Indoor parking garage: IF B1 [One activity in building] = Yes → B28 [End of interview] IF B1 [One activity in building] ≠ Yes → B30 [Assign CBECS Activity = Other]</p> <p>IF Vacant: IF More than one activity → B30 [Assign CBECS Activity = Vacant] IF Only one activity OR Establishment OR Anchor → B24 [Completely vacant]</p> <p>IF Other type of service → B26 [Specify other activity]</p>
-------------	---

B17	Dry cleaning onsite	<i>DRYCL</i>
ASK	IF B16 [Service type] = Dry cleaner or laundromat	
<p>Is the dry cleaning or laundry done in this building, or is it done off-site?</p> <p>1 In this building 2 Off-site</p>		
NEXT	→ B30 [Assign CBECS Activity = Service]	

B18	Lodging type	<i>LODGSP</i>
ASK	IF B2 [Primary activity] OR B4 [Percents for activities] assigned activity = Lodging	
FILL	<p>{ActivityExplanation} IF (B1 [One activity in building] ≠ Yes) = “For the purposes of this survey, I will include your building in the general category of lodging.” OTHERWISE = BLANK</p>	
<p> SHOW CARD B12</p> <p>{ActivityExplanation}</p> <p>Looking at the list on Show Card B12, what type of lodging is this?</p> <ol style="list-style-type: none"> 1 Motel or inn 2 Hotel 3 Dormitory, fraternity, or sorority 4 Retirement home 5 Nursing home, assisted living center, or other residential care building 6 Convent or monastery 7 Shelter, orphanage, or children's home 8 Halfway house 9 Jail, reformatory, or penitentiary 10 Vacant 11 Other type of lodging 		
NEXT	IF Motel or inn; Hotel; Dormitory, fraternity, or sorority; Retirement home; Convent or monastery; Shelter, orphanage, or children's home; OR Halfway house → B30 [Assign CBECS Activity = Lodging] IF Nursing home, assisted living center, or other residential care building → B30 [Assign CBECS Activity = Nursing] IF Jail, reformatory, or penitentiary → B30 [Assign CBECS Activity = Public order and safety] IF Vacant: IF More than one activity → B30 [Assign CBECS Activity = Vacant] IF Only one activity OR Establishment OR Anchor → B24 [Completely vacant] IF Other type of lodging → B26 [Specify other activity]	

B19	Public order type	<i>ORDRSP</i>
ASK	IF B2 [Primary activity] OR B4 [Percents for activities] assigned activity = Public order and safety	
FILL	<p>{ActivityExplanation} IF (B1 [One activity in building] ≠ Yes) = “For the purposes of this survey, I will include your building in the general category of public order and safety.” OTHERWISE = BLANK</p>	
<p> SHOW CARD B13</p> <p>{ActivityExplanation}</p> <p>Looking at the list on Show Card B13, what type of public order and safety is this?</p> <ol style="list-style-type: none"> 1 Police station 2 Fire station 3 Combination police and fire station 4 Jail, reformatory, or penitentiary 5 Courthouse or probation office 6 Halfway house 7 Armory 8 City hall or city center 9 Vacant 10 Other type of public order and safety 		
NEXT	IF Police station; Fire station; Combination police and fire station; Jail, reformatory, or penitentiary; OR Courthouse or probation office → B30 [Assign CBECS Activity = Public order and safety] IF Halfway house → B30 [Assign CBECS Activity = Lodging] IF Armory → B30 [Assign CBECS Activity = Public assembly] IF City hall or city center → B30 [Assign CBECS Activity = Office] IF Vacant: IF More than one activity → B30 [Assign CBECS Activity = Vacant] IF Only one activity OR Establishment OR Anchor → B24 [Completely vacant] IF Other type of public order and safety → B26 [Specify other activity]	


B20	Residential type	<i>RESDSP</i>
ASK	IF B2 [Primary activity] OR B4 [Percents for activities] assigned activity = Residential	
FILL	{ActivityExplanation} IF (B1 [One activity in building] ≠ Yes) = "For the purposes of this survey, I will include your building in the general category of residential." OTHERWISE = BLANK	
 SHOW CARD B14 {ActivityExplanation} Looking at the list on Show Card B14, what type of residential is this? 1 Hotel 2 Motel or inn 3 Retirement home 4 Shelter, orphanage, or children's home 5 Convent or monastery 6 Dormitory, fraternity, or sorority 7 Nursing home, assisted living center, or other residential care building 8 Halfway house 9 Other type of residential		
NEXT	IF Hotel; Motel or inn; Retirement home; Shelter, orphanage, or children's home; Convent or monastery; Dormitory, fraternity, or sorority; OR Halfway house → B30 [Assign CBECS Activity = Lodging] IF Nursing home, assisted living center, or other residential care building → B30 [Assign CBECS Activity = Nursing] IF Other type of residential → B27 [End of interview]	

B21	Space for retail sales	<i>INDRET</i>
ASK	IF (B2 [Primary activity] OR B4 [Percents for activities] assigned activity = Industrial) & B8 [Used as warehouse] = No OR DK/RF	
		[F1]-HELP
Is any of the space in this building used for retail sales of the products that are made here? 1 Yes 2 No		
NEXT	IF Yes → B30 [Assign CBECS Activity = Other] IF No OR DK/RF → B27 [End of interview]	

B22	Space for retail sales	<i>AGRRET</i>
ASK	IF B2 [Primary activity] OR B4 [Percents for activities] assigned activity = Agricultural	
		[F1]-HELP
	Is any of the space in this building used for retail sales of the products that are grown here?	
	1 Yes 2 No	
NEXT	IF Yes → B30 [Assign CBECS Activity = Other] IF No OR DK/RF → B27 [End of interview]	

B23	Vacant for noncommercial	<i>VACUSE</i>
ASK	IF B2 [Primary activity] OR B4 [Percents for activities] Assigned activity = Vacant	
	Was the vacant space used for or intended to be used for either agricultural, industrial, manufacturing, or residential purposes or as a parking garage?	
	1 Yes 2 No	
NEXT	IF Yes → B29 [End of interview] IF No OR DK/RF: IF B1 [One activity in building] ≠ Yes → B30 [Assign CBECS Activity = Vacant] OTHERWISE → B24 [Completely vacant]	

B24	Completely vacant	<i>VACANT</i>
ASK	IF B1 [One activity in building] = Yes & B2 [Primary activity] = Vacant	
	Is this building <u>completely</u> vacant?	
	1 Yes 2 No	
NEXT	→ B30 [Assign CBECS Activity = Vacant]	

B25	Other type	<i>OTHRSP</i>
ASK	IF B2 [Primary activity] OR B4 [Percents for activities] assigned activity = Other	
FILL	<p>{ActivityExplanation} IF (B1 [One activity in building] ≠ Yes) = "For the purposes of this survey, I will include your building in the general category of other types of buildings." OTHERWISE = BLANK</p>	
<p> SHOW CARD B15</p> <p>{ActivityExplanation}</p> <p>Looking at the list on Show Card B15, what type of other activity is this?</p> <ol style="list-style-type: none"> 1 Airplane hangar 2 Broadcasting studio 3 Crematorium 4 Entertainment or culture (e.g. museum, theater, cinema, sports arena, casino or night club) 5 Funeral home 6 Laboratory 7 Library 8 Recreation (e.g. gymnasium, health club, bowling alley, ice rink, field house, or indoor racquet sports) 9 Telephone switching facilities 10 Transportation terminal (e.g. airport terminal, bus station, or train station) 11 Vehicle storage and/or maintenance (car barn) 12 Post office, postal center, or mail sorting 13 Distribution or shipping center 14 Veterinarian's office 15 Vacant 16 Indoor parking garage 17 Agricultural building with some retail space 18 Manufacturing or industrial building with some retail space 19 Other type of building 20 50 percent commercial (for coding use only) 		
NEXT	IF Airplane hangar; Crematorium; Telephone switching facilities; Agricultural building with some retail space; Manufacturing or industrial building with some retail space; OR 50 percent commercial → B30 [Assign CBECS Activity = Other] IF Broadcasting studio; Entertainment or culture; Funeral home; Library; Recreation; OR Transportation terminal → B30 [Assign CBECS Activity = Public assembly] IF Laboratory → B30 [Assign CBECS Activity = Laboratory] IF Vehicle storage and/or maintenance OR Post office, postal center, or mail sorting → B30 [Assign CBECS Activity = Service] IF Distribution or shipping center → B30 [Assign CBECS Activity = Nonrefrigerated warehouse] IF Veterinarian's office → B30 [Assign CBECS Activity = Outpatient health care] IF Vacant: IF More than one activity → B30 [Assign CBECS Activity = Vacant] IF Only one activity OR Establishment OR Anchor → B24 [Completely vacant] IF Indoor parking garage: IF B1 [One activity in building] = Yes → B28 [End of interview] IF B1 [One activity in building] ≠ Yes → B30 [Assign CBECS Activity = Other] IF Other type of building → B26 [Specify other activity]	

B26	Specify other activity
ASK	<p>F B5 [Office type] = Other type of office OR IF B9 [Warehouse type] = Other type of warehouse OR IF B10 [Food sales or service type] = Other type of food sales or service OR IF B11 [Retail type] = Other type of retail OR IF B13 [Education type] = Other type of classroom education OR IF B14 [Assembly type] = Other type of public assembly OR IF B15 [Health care type] = Other type of health care OR IF B16 [Service type] = Other type of service OR IF B18 [Lodging type] = Other type of lodging OR IF B19 [Public order type] = Other type of public order and safety OR IF B25 [Other type] = Other type of building</p>
<p>Please describe this other type of activity.</p> <p>◆ RECORD in open box</p>	
NEXT	<p>IF Previous question was:</p> <p>B5 [Office type] → B30 [Assign CBECS Activity = Office] B9 [Warehouse type] → B30 [Assign CBECS Activity = Nonrefrigerated warehouse] B10 [Food sales or service type] → B30 [Assign CBECS Activity = Food service] B11 [Retail type] → B30 [Assign CBECS Activity = Retail] B13 [Education type] → B30 [Assign CBECS Activity = Education] B14 [Assembly type] → B30 [Assign CBECS Activity = Public assembly] B15 [Health care type] → B30 [Assign CBECS Activity = Outpatient health care] B16 [Service type] → B30 [Assign CBECS Activity = Service] B18 [Lodging type] → B30 [Assign CBECS Activity = Lodging] B19 [Public order type] → B30 [Assign CBECS Activity = Public order and safety] B25 [Other type] → B30 [Assign CBECS Activity = Other]</p>

B27	End of interview
ASK	<p>IF B20 [Residential type] = Other type of residential OR B21 [Space for retail sales] = No OR DK/RF OR B22 [Space for retail sales] = No OR DK/RF</p>
FILL	<p>{CollectWorksheet} IF R has Worksheet 1 = "However, I would like to collect Worksheet 1 and any other worksheets that you may have completed."</p>
<p>Thank you, that's all the questions that I have at this time, since we are only interviewing commercial buildings. {CollectWorksheet}</p> <p>Thank you for your time and help.</p> <p>◆ [F10]-Exit</p>	
NEXT	TERMINATE

B28	End of interview
ASK	IF B16 [Service type] OR B25 [Other type] = Indoor parking garage
FILL	{CollectWorksheet} IF R has Worksheet 1 = "However, I would like to collect Worksheet 1 and any other worksheets that you may have completed."
<p>Thank you, that's all the questions that I have at this time, since this study does not cover parking garages. {CollectWorksheet}</p> <p>Thank you for your time and help.</p> <p>◆ [F10]-Exit</p>	
NEXT	TERMINATE

B29	End of interview
ASK	IF B23 [Vacant for noncommercial] = Yes
FILL	{CollectWorksheet} IF R has Worksheet 1 = "However, I would like to collect Worksheet 1 and any other worksheets that you may have completed."
<p>Thank you, that's all the questions that I have at this time, since we are only interviewing buildings intended for commercial use. {CollectWorksheet}</p> <p>Thank you for your time and help.</p> <p>◆ [F10]-Exit</p>	
NEXT	TERMINATE

B30	Assign CBECS Activity	<i>PBA</i>
NEXT	<p>IF Office IN B3 [Activities in building] OR CBECS Activity = Office → B31 [Open plan office space]</p> <p>OTHERWISE:</p> <ul style="list-style-type: none"> 1 Vacant → B42 [On a multibuilding complex] 2 Office → B31 [Open plan office space] 3 Data center → B42 [On a multibuilding complex] 4 Laboratory → B42 [On a multibuilding complex] 5 Nonrefrigerated warehouse → B42 [On a multibuilding complex] 6 Food sales → B42 [On a multibuilding complex] 7 Public order and safety → B42 [On a multibuilding complex] 8 Outpatient health care → B42 [On a multibuilding complex] 11 Refrigerated warehouse → B42 [On a multibuilding complex] 12 Religious worship → B34 [Religious worship seating capacity] 13 Public assembly → B35 [Assembly seating capacity] 14 Education → B36 [Number of classroom seats] 15 Food service → B37 [Food service seating capacity] 16 Inpatient health care → B38 [Licensed bed capacity] 17 Nursing → B39 [Licensed bed capacity] 18 Lodging → B40 [Number of guest rooms] 24 Enclosed mall → B41 [Food court] 25 Retail → B42 [On a multibuilding complex] 26 Service → B42 [On a multibuilding complex] 91 Other → B42 [On a multibuilding complex] 	

B31	Open plan office space	<i>CUBE</i>
ASK	IF Office IN B3 [Activities in building] OR CBECS Activity = Office	
<p>Is any of the office space in this building set up as open plan offices, such as cubicles?</p> <p>1 Yes 2 No</p>		
NEXT	IF Yes → B32 [Percent open plan] IF No OR DK/RF: IF CBECS Activity = Enclosed Mall → B41 [Food court] OTHERWISE → B42 [On a multibuilding complex]	

B32	Percent open plan	<i>CUBEC</i>
ASK	IF B31 [Open plan office space] = Yes	
<p>For the office areas in your building, approximately what percentage would you say is open plan? Would you say 1 to 20 percent, 21 to 50, or more than 50 percent of the office space is open plan?</p> <p>1 1 to 20 percent 2 21 to 50 percent 3 More than 50 percent</p>		
NEXT	→ B33 [Location of open plan]	

B33	Location of open plan	<i>CUBELOC</i>
ASK	IF B31 [Open plan office space] = Yes	
<p>Is most of the open plan office space located near the perimeter of the building, that is, within about 15 feet of the exterior walls, or in the core of the building?</p> <p>1 Near perimeter of building 2 In core of building 3 IF VOLUNTEERED: Entire building is open plan</p>		
NEXT	IF CBECS Activity = Enclosed Mall → B41 [Food court] OTHERWISE → B42 [On a multibuilding complex]	

B34	Religious worship seating capacity	<i>RWSEAT</i>
ASK	IF B30 [CBECS Activity] = Religious worship	
		[F1]-HELP
	What is the total seating capacity of the religious worship areas in this building? ◆ PROBE for estimate if DK	
RANGE	0 to 99,999	
NEXT	→ B42 [On a multibuilding complex]	

B35	Assembly seating capacity	<i>PBSEAT</i>
ASK	IF B30 [CBECS Activity] = Public assembly	
		[F1]-HELP
	What is the fixed seating capacity of the public assembly areas in this building? ◆ PROBE for estimate if DK	
RANGE	0 to 99,999	
NEXT	→ B42 [On a multibuilding complex]	

B36	Number of classroom seats	<i>EDSEAT</i>
ASK	IF B30 [CBECS Activity] = Education	
		[F1]-HELP
	How many students can be seated in all of the classrooms in this building at one time? ◆ PROBE for estimate if DK	
RANGE	0 to 99,999	
NEXT	→ B42 [On a multibuilding complex]	

B37	Food service seating capacity	<i>FDSEAT</i>
ASK	IF B30 [CBECS Activity] = Food service	
		[F1]-HELP
	What is the total seating capacity of the food service areas in this building? ◆ PROBE for estimate if DK	
RANGE	0 to 99,999	
NEXT	→ B42 [On a multibuilding complex]	

B38	Licensed bed capacity	<i>HCBED</i>
ASK	IF B30 [CBECS Activity] = Inpatient health care	
		[F1]-HELP
	What is the inpatient licensed bed capacity in this building? ◆ PROBE for estimate if DK	
RANGE	0 to 99,999	
NEXT	→ B42 [On a multibuilding complex]	


B39	Licensed bed capacity	<i>NRSBED</i>
ASK	IF B30 [CBECS Activity] = Nursing	
		[F1]-HELP
	What is the skilled or residential care licensed bed capacity in this building? ◆ PROBE for estimate if DK	
RANGE	0 to 99,999	
NEXT	→ B42 [On a multibuilding complex]	

B40	Number of guest rooms	<i>LODGRM</i>
ASK	IF B30 [CBECS Activity] = Lodging	
<p>[F1]-HELP</p> <p>How many guest rooms or occupant rooms are there in this building?</p> <p>◆ PROBE for estimate if DK</p>		
RANGE	0 to 99,999	
NEXT	→ B42 [On a multibuilding complex]	

B41	Food court	<i>COURT</i>
ASK	IF CBECS Activity = Enclosed mall	
<p>Is there a food court in this mall?</p> <p>◆ EXP: [A food court is a public area with tables and chairs surrounded by various food service establishments which generally offer only counter service.]</p> <p>1 Yes 2 No</p>		
NEXT	→ B42 [On a multibuilding complex]	

B42	On a multibuilding complex	<i>FACIL</i>
ASK	All Buildings	
<p>[F1]-HELP</p> <p>Is this building part of a multibuilding campus or complex?</p> <p>◆ DEF: [A campus or complex is a group of two or more buildings on the same site that are owned or operated by a single organization or individual. It may also be referred to as a multibuilding facility.]</p> <p>1 Yes 2 No</p>		
NEXT	IF Yes → B43 [Federal complex] IF No OR DK/RF → C1 [Government owned]	

B43	Federal complex	<i>FEDFAC</i>
ASK	IF B42 [On a multibuilding complex] = Yes	
		[F1]-HELP
Is this <u>campus or complex</u> owned by the Federal government?		
<ul style="list-style-type: none"> 1 Yes 2 No 		
NEXT	→ B44 [Type of complex]	

B44	Type of complex	<i>FACACT</i>
ASK	IF B42 [On a multibuilding complex] = Yes	
		[F1]-HELP
 SHOW CARD B16		
Looking at the list on Show Card B16, what is the primary business or function of this group of buildings as a whole?		
<ul style="list-style-type: none"> 1 College, university, or junior college 2 Primary or secondary school [GRADES K-12] 3 Other type of school 4 Office complex 5 Retail complex 6 Storage complex 7 Religious campus or complex 8 Hospital or other health care complex 9 Lodging or resort complex 10 Post office complex 11 Prison or correctional facility 12 Other type of government complex 13 Industrial complex 14 Transportation complex such as a terminal, depot, or airport 15 Other type of campus or complex 		
NEXT	IF Industrial complex → B45 [Manufacturing industrial] IF Any other type → B48 [Central physical plant]	

B45	Manufacturing industrial	<i>MANIND</i>
ASK	IF B44 [Type of complex] = Industrial complex	
		[F1]-HELP
	<p>Is it a <u>manufacturing</u> industrial complex?</p> <p>◆ DEF: [Manufacturing industrial complexes involve the production or processing of goods, merchandise, raw materials, or food.]</p> <p>1 Yes 2 No</p>	
NEXT	IF Yes → B46 [Same owner as manufacturing] IF No OR DK/RF → B48 [Central physical plant]	

B46	Same owner as manufacturing	<i>MANFAC</i>
ASK	IF B45 [Manufacturing industrial] = Yes	
		[F1]-HELP
	<p>Does this building have the same owner and operator as the manufacturing campus or complex?</p> <p>1 Yes 2 No</p>	
NEXT	IF Yes → B47 [End of interview] IF No OR DK/RF → B48 [Central physical plant]	

B47	End of interview	
ASK	IF B46 [Same owner as manufacturing] = Yes	
FILL	<p>{CollectWorksheet} IF R has Worksheet 1 = "However, I would like to collect Worksheet 1 and any other worksheets that you may have completed."</p>	
	<p>Thank you, that's all the questions that I have at this time, since this study does not include buildings on manufacturing facilities. {CollectWorksheet}</p> <p>Thank you for your time and help.</p> <p>◆ [F10]-Exit</p>	
NEXT	TERMINATE	

B48	Central physical plant	<i>PLANT</i>
ASK	IF B42 [On a multibuilding complex] = Yes & NOT (B44 [Type of complex] = Industrial complex & B45 [Manufacturing industrial] = Yes & B46 [Same owner as manufacturing] = Yes)	
		[F1]-HELP
Does this campus or complex have a central physical plant that produces and distributes district hot water, district steam, district chilled water, or electricity to <u>more than one building</u> ?		
1 Yes 2 No		
NEXT	IF Yes → B49 [Plant produces district steam] IF No OR DK/RF → C1 [Government owned]	

B49	Plant produces district steam	<i>FACDST</i>
ASK	IF B48 [Central physical plant] = Yes	
		[F1]-HELP
Does the central physical plant produce...		
District steam?		
1 Yes 2 No		
NEXT	→ B50 [Plant produces district hot water]	

B50	Plant produces district hot water	<i>FACDHW</i>
ASK	IF B48 [Central physical plant] = Yes	
		[F1]-HELP
(Does the central physical plant produce...)		
District hot water?		
1 Yes 2 No		
NEXT	→ B51 [Plant produces district chilled water]	

B51	Plant produces district chilled water	<i>FACDCW</i>
ASK	IF B48 [Central physical plant] = Yes	
		[F1]-HELP
<p>(Does the central physical plant produce...)</p> <p>District chilled water?</p> <p>1 Yes 2 No</p>		
NEXT	→ B52 [Plant produces electricity]	


B52	Plant produces electricity	<i>FACELC</i>
ASK	IF B48 [Central physical plant] = Yes	
		[F1]-HELP
<p>(Does the central physical plant produce...)</p> <p>Electricity?</p> <p>1 Yes 2 No</p>		
NEXT	→ B53 [Central plant in building]	

B53	Central plant in building	<i>BLDPLT</i>
ASK	IF B48 [Central physical plant] = Yes	
		[F1]-HELP
<p>Is the central physical plant for this campus or complex located in the building?</p> <p>1 Yes 2 No</p>		
NEXT	→ C1 [Government owned]	

SECTION C. OCCUPANCY AND OPERATING HOURS

C1	Government owned	<i>GOVOWN</i>
ASK	All Buildings	
FILL	<p>{BldgIntro} IF B42 [On a multibuilding complex] = Yes = "For the rest of this survey, I will be asking you only about the <u>building</u>, not the entire campus or complex." OTHERWISE = BLANK {SchoolExample} IF B13 [Education type] = Elementary or middle school OR High school = ", such as a local school district" OTHERWISE = BLANK</p>	
		[F1]-HELP
	<p>{BldgIntro}</p> <p>Is this building owned by a government agency {SchoolExample}?</p> <p>1 Yes 2 No</p>	
NEXT	IF Yes → C2 [Type of government] IF No OR DK/RF → C3 [Owner]	

C2	Type of government	<i>GOVTYP</i>
ASK	IF C1 [Government owned] = Yes	
		[F1]-HELP
	<p>Is it owned by the Federal government, a State government, or a local government?</p> <p>1 Federal 2 State 3 Local</p>	
NEXT	IF B24 [Completely vacant] = Yes → C11 [Owner operates] OTHERWISE → C5 [Number of businesses]	


C3	Owner	<i>OWNER</i>
ASK	IF C1 [Government owned] ≠ Yes	
 SHOW CARD C1 Looking at Show Card C1, please tell me which category best describes the owner of this building. <ol style="list-style-type: none"> 1 Real estate investment trust (REIT) 2 Other public or private corporation, partnership, LLC, or LLP 3 Individual owner(s) 4 Religious organization 5 Non-profit organization (other than religious or government) 6 Private academic institution 7 Other 		
NEXT	IF Other → C4 [Other owner] OTHERWISE: IF B24 [Completely vacant] ≠ Yes → C5 [Number of businesses] IF B24 [Completely vacant] = Yes: IF Owner known → C11 [Owner operates] IF DK/RF → C18 [Months in use]	

C4	Other owner	
ASK	IF C3 [Owner] = Other	
Please describe this other owner. ◆ RECORD in open box		
NEXT	IF B24 [Completely vacant] = Yes → C11 [Owner operates] OTHERWISE → C5 [Number of businesses]	

C5	Number of businesses	<i>NOCC</i>
ASK	IF B24 [Completely vacant] ≠ Yes	
RANGE	0 to 9,999	
		[F1]-HELP
How many different businesses or organizations use space full-time in this building?		
NEXT	IF Zero → C6 [Any occupants] IF =1 & NOT (C1 [Government owned] = DK/RF & C3 [Owner] = DK/RF) → C9 [Single occupant owner occupies] IF >1 & NOT (C1 [Government owned] = DK/RF & C3 [Owner] = DK/RF) → C10 [Multi-occupant owner occupies] IF ≥1 & (C1 [Government owned] = DK/RF & C3 [Owner] = DK/RF) → C18 [Months in use] IF DK/RF → C8 [Number of businesses category]	

C6	Any occupants	VACCHK
ASK	IF C5 [Number of businesses] = Zero & B24 [Completely vacant] ≠ Yes	
FILL	<p>{OccExpl} IF CBECS Activity = Nonrefrigerated warehouse or Refrigerated warehouse = "If goods are stored in the warehouse, then it should be considered to have at least one occupant. Is this warehouse being used for storage?" OTHERWISE = Unless a building is completely vacant and unused, it should be considered to have at least one occupant. At this time, is any space used by a company, business, school, organization, non-profit company, religious organization, government agency or establishment?</p>	
		[F1]-HELP
I do not have this building recorded as being completely vacant. {OccExpl}		
1 Yes 2 No		
NEXT	IF Yes → C7 [Re-ask number of businesses] IF No & NOT (C1 [Government owned] = DK/RF & C3 [Owner] = DK/RF) → C11 [Owner operates] IF No & (C1 [Government owned] = DK/RF & C3 [Owner] = DK/RF) → C18 [Months in use] IF DK/RF → C8 [Number of businesses category]	

C7	Re-ask number of businesses	NOCC2
ASK	IF C5 [Number of businesses] = Zero & C6 [Any occupants] = Yes	
		[F1]-HELP
With this new information, please tell me again, how many businesses or organizations are there?		
RANGE	1 to 9,999	
NEXT	IF DK/RF → C8 [Number of businesses category] IF Number given=1 & NOT (C1 [Government owned] = DK/RF & C3 [Owner] = DK/RF) → C9 [Single occupant owner occupies] IF Number given>1 & NOT (C1 [Government owned] = DK/RF & C3 [Owner] = DK/RF) → C10 [Multi-occupant owner occupies] IF Number given & (C1 [Government owned] = DK/RF & C3 [Owner] = DK/RF) → C18 [Months in use]	


C8	Number of businesses category	<i>NOCCAT</i>
ASK	IF C5 [Number of businesses] = DK/RF OR C6 [Any occupants] = DK/RF OR C7 [Re-ask number of businesses] = DK/RF	
 SHOW CARD C2		[F1]-HELP
<p>Which category on Show Card C2 best describes the number of businesses or organizations that use space full-time in this building?</p> <ul style="list-style-type: none"> 0 Zero 1 One 2 2 to 5 3 6 to 10 4 11 to 20 5 21 to 50 6 51 to 100 7 More than 100 		
NEXT	IF One & NOT (C1 [Government owned] = DK/RF & C3 [Owner] = DK/RF) → C9 [Single occupant owner occupies] IF Any category except Zero OR One & NOT (C1 [Government owned] = DK/RF & C3 [Owner] = DK/RF) → C10 [Multi-occupant owner occupies] IF Any category except Zero & (C1 [Government owned] = DK/RF & C3 [Owner] = DK/RF) → C18 [Months in use] IF Zero OR DK/RF & NOT (C1 [Government owned] = DK/RF & C3 [Owner] = DK/RF) → C11 [Owner operates] IF Zero OR DK/RF & (C1 [Government owned] = DK/RF & C3 [Owner] = DK/RF) → C18 [Months in use]	


C9	Single occupant owner occupies	<i>OWNOCC</i>
ASK	IF NOT (C1 [Government owned] = DK/RF & C3 [Owner] = DK/RF) & C5 [Number of businesses] = 1 OR C8 [Number of businesses category] = One	
<p>Does the owner occupy the building or is it leased to a tenant?</p> <ul style="list-style-type: none"> 1 Owner occupies 2 Leased to tenant 		
NEXT	→ C11 [Owner operates]	

C10	Multi-occupant owner occupies	<i>OWNOCC</i>
ASK	IF NOT (C1 [Government owned] = DK/RF & C3 [Owner] = DK/RF) & C5 [Number of businesses] > 1 OR C8 [Number of businesses category] > One	
<p>Is the space in this building occupied by the owner, leased to tenants, or a combination of both?</p> <p>1 Owner occupies 2 Leased to tenants 3 Combination of occupied and leased</p>		
NEXT	→ C11 [Owner operates]	

C11	Owner operates	<i>OWNOPR</i>
ASK	IF NOT (C1 [Government owned] = DK/RF & C3 [Owner] = DK/RF)	
<p>Is the building owner responsible for the operation and maintenance of the energy systems?</p> <p>1 Yes 2 No</p>		
NEXT	IF Yes → C12 [Owner has purchasing power] IF No → C14 [Nonowner operator] IF DK/RF → C18 [Months in use]	

C12	Owner has purchasing power	<i>OWNPPR</i>
ASK	IF C11 [Owner operates] = Yes	
<p>Does the building owner also have direct input on decisions regarding purchases of energy-related equipment?</p> <p>1 Yes 2 No</p>		
NEXT	IF Yes OR DK/RF → C18 [Months in use] IF No → C13 [Nonowner with purchasing power]	

C13	Nonowner with purchasing power	<i>NWNPPR</i>
ASK	IF C12 [Owner has purchasing power] = No	
 SHOW CARD C3 Looking at Show Card C3, please tell me who <u>does</u> have direct input (on decisions regarding purchases of energy-related equipment). <ol style="list-style-type: none"> 1 Property management company or leasing agent 2 Business owner or tenant 3 Facilities personnel employed directly by the building owner 4 Facilities or energy management consultant 5 Volunteer member of the organization 6 Manager with general supervisory duties 7 Other 		
NEXT	IF Other → C17 [Other with purchasing power] OTHERWISE → C18 [Months in use]	

C14	Nonowner operator	<i>NWNOPR</i>
ASK	IF C11 [Owner operates] = No	
 SHOW CARD C3 Looking at Show Card C3, please tell me who <u>is</u> responsible for the operation and maintenance of the energy systems. <ol style="list-style-type: none"> 1 Property management company or leasing agent 2 Business owner or tenant 3 Facilities personnel employed directly by the building owner 4 Facilities or energy management consultant 5 Volunteer member of the organization 6 Manager with general supervisory duties 7 Other 		
NEXT	IF Other → C15 [Other operator] OTHERWISE → C16 [Who has purchasing power]	

C15	Other operator
ASK	IF C14 [Nonowner operator] = Other
Please describe who is responsible for the operation and maintenance of the energy systems. ◆ RECORD in open box	
NEXT	→ C16 [Who has purchasing power]

C16	Who has purchasing power	<i>WHOPPR</i>
ASK	IF C11 [Owner operates] = No	
<p>Who has the most direct input on decisions regarding purchases of energy-related equipment - the building owner or the party who is responsible for the energy systems?</p> <ol style="list-style-type: none"> 1 Building owner 2 Party responsible for building operations 3 IF VOLUNTEERED: Both (either they have equal input, or are the same person) 4 IF VOLUNTEERED: Other 		
NEXT	IF Other → C17 [Other with purchasing power] OTHERWISE → C18 [Months in use]	

C17	Other with purchasing power
ASK	IF C16 [Who has purchasing power] = Other
<p>Please describe who has the most direct input on decisions regarding purchases of energy-related equipment.</p> <p>◆ RECORD in open box</p>	
NEXT	→ C18 [Months in use]

C18	Months in use	<i>MONUSE</i>
ASK	All Buildings	
		[F1]-HELP
Thinking of calendar year 2012, for how many months was this building in use?		
RANGE	0 to 12	
NEXT	IF Zero → D1 [Heating] IF 1-12: IF B24 [Completely vacant] = Yes → C19 [Previous use] IF C6 [Any occupants] = No OR C8 [Number of businesses category] = Zero → D1 [Heating] IF CBECS Activity = Office or Enclosed Mall OR Outpatient health care → C20 [Percent occupancy] IF B18 [Lodging type] = Hotel OR Motel or inn OR Retirement home OR B20 [Residential type] = Hotel OR Motel or inn OR Retirement home OR B15 [Health care type] = Retirement home → C21 [Lodging room percent occupancy] IF B14 [Assembly type] = Social or Meeting AND A6 [Square footage] > 50,000 OR A12 [Square footage category] > 50,001 to 100,000 sq ft → C22 [Social/meeting events] IF B10 [Food sales or service type] = Restaurant or cafeteria OR B14 [Assembly type] = Restaurant or cafeteria OR B16 [Service type] = Restaurant or cafeteria → C23 [Restaurant meals] OTHERWISE → C24 [Seasonal use] IF DK/RF → C24 [Seasonal use]	

C19	Previous use
ASK	IF B24 [Completely vacant] = Yes AND C18 [Months in use] > 0
<p>Since this building was not completely vacant for all of 2012, I'd just like to remind you to think about the equipment and the energy that was used during the time that the building <u>was</u> in use when answering this questionnaire.</p> <p>Also, would you please briefly tell me what the building was used for during the months that it <u>was</u> used in 2012.</p> <p>◆ RECORD in open box</p>	
NEXT	→ D1 [Heating]

C20	Percent occupancy	<i>OCCUPYP</i>
ASK	IF CBECS Activity = Office OR Enclosed Mall OR Outpatient health care	
FILL	{MonthsInUse} IF C18 [Months in use] < 12 = "Thinking about the months that this building was in use in 2012, about " OTHERWISE = 'In 2012, about '	
<p>{MonthsInUse} what percent of the total floorspace of this building was <u>occupied</u>? If occupancy varied, please provide an average percent occupancy."</p>		
RANGE	0 to 100	
NEXT	C24 [Seasonal use]	

C21	Lodging room percent occupancy	<i>LODOCCP</i>
ASK	IF B18 [Lodging type] = Hotel OR Motel or inn OR Retirement home OR B20 [Residential type] = Hotel OR Motel or inn OR Retirement home OR B15 [Health care type] = Retirement home	
FILL	{LodgeRooms} IF B40 [Number of guest rooms] known = "B40 [Number of guest rooms]" IF B40 [Number of guest rooms] = DK/RF = BLANK	
<p>In 2012, on average, what percent of the {LodgeRooms} guest or occupant rooms in this building were occupied per night?</p>		
RANGE	0 to 100	
NEXT	→ C24 [Seasonal use]	

C22	Social/meeting events	<i>EVENTN</i>
ASK	IF B14 [Assembly type] = Social or Meeting AND A6 [Square footage] > 50,000 OR A12 [Square footage category] > 50,001 to 100,000 sq ft	
About how many events were held in this public assembly building in 2012?		
RANGE	0 to 999,999	
NEXT	→ C24 [Seasonal use]	

C23	Restaurant meals	<i>MEALN</i>
ASK	IF B10 [Food sales or service type] = Restaurant or cafeteria OR B14 [Assembly type] = Restaurant or cafeteria OR B16 [Service type] = Restaurant or cafeteria	
About how many meals were served in this food service building in the year 2012?		
RANGE	0 to 999,999,999	
NEXT	→ C24 [Seasonal use]	

C24	Seasonal use	<i>SEASONAL</i>
ASK	IF B24 [Completely vacant] ≠ Yes & C6 [Any occupants] ≠ No & C8 [Number of businesses category] ≠ Zero & C18 [Months in use] ≠ Zero	
Is this a seasonal building, that is, were there any months during 2012 when the hours of operation were significantly greater than the rest of the year?		
<ul style="list-style-type: none"> ◆ EXP: [For example, we are looking for buildings in resort towns that drastically reduce their hours during the off season. Do not include retail buildings that are open for extended hours during the holiday season.] 		
<ul style="list-style-type: none"> 1 Yes 2 No 		
NEXT	IF Yes → C25 [Months of high season] IF No/DK/RF → C26 [Open 24 hours a day]	

C25	Months of high season	<i>MONHIGH</i>
ASK	IF C24 [Seasonal use] = Yes	
How many months of 2012 were in the “high season,” that is, the months when the hours of operation were significantly greater than the rest of the year?		
RANGE	1 to 12	
NEXT	→ C26 [Open 24 hours a day]	


C26	Open 24 hours a day	<i>OPEN24</i>
ASK	IF B24 [Completely vacant] ≠ Yes & C6 [Any occupants] ≠ No & C8 [Number of businesses category] ≠ Zero & C18 [Months in use] ≠ Zero	
FILL	{SeasonalFill} IF C24 [Seasonal use] = Yes = “Thinking of the months of high seasonal use, now’ OTHERWISE = “Now”	
[F1]-HELP		
{SeasonalFill} I have some questions about the hours that this building is normally open. "Normally open" means the hours when the usual activities occur. Do <u>not</u> consider the building to be open if <u>only</u> maintenance, housekeeping, or security personnel are present. Is this building normally open 24 hours a day, seven days a week? 1 Yes 2 No		
NEXT	IF No OR DK/RF → C27 [Open during week] IF Yes: IF C24 [Seasonal use] = Yes → C32 [Open during the off season] OTHERWISE → C34 [Number of employees]	

C27	Open during week	<i>OPNMF</i>
ASK	IF C26 [Open 24 hours a day] = No OR DK/RF	
[F1]-HELP		
Thinking of Monday through Friday, is this building open all five days, open some of these days, or is it not open at all Monday through Friday? 1 All five days 2 Some of these days 3 Not open at all Monday through Friday		
NEXT	→ C28 [Open on weekend]	


C28	Open on weekend	<i>OPNWE</i>
ASK	IF C26 [Open 24 hours a day] = No OR DK/RF	
	<p>Is this building normally open at all on the weekend? [F1]-HELP</p> <p>◆ EXP: [If only open one day of the weekend, consider to be open.]</p> <p>1 Yes 2 No</p>	
NEXT	IF C27 [Open during week] = Not open at all Monday through Friday & C28 [Open on weekend] = No → C29 [No operating hours] OTHERWISE → C30 [Total hours open per week]	

C29	No operating hours	<i>NOHRS</i>
ASK	IF C27 [Open during week] = Not open at all Monday through Friday & C28 [Open on weekend] = No	
	<p>I would just like to confirm that this building does not have any normal operating hours? [F1]-HELP</p> <p>1 True, no operating hours 2 False, there are operating hours</p>	
NEXT	IF False, there are operating hours OR DK/RF → C30 [Total hours open per week] IF True, no operating hours: IF C24 [Seasonal use] = Yes → C32 [Open during the off season] OTHERWISE → C34 [Number of employees]	


C30	Total hours open per week	<i>WKHRS</i>
ASK	IF (C27 [Open during week] = All five days OR Some of these days) OR C28 [Open on weekend] = Yes OR C29 [No operating hours] = False, there are operating hours	
	<p>How many total hours per week is the building normally open? [F1]-HELP</p> <p>◆ DEF: ["Normally open" means the hours when the usual activities occur. Press F1 for detailed definitions by building type.]</p> <p>◆ EXP: [If the hours vary for different parts of the building, ask for the hours for most of the building, based on square footage.]</p>	
RANGE	0 to 168	
NEXT	IF DK/RF → C31 [Weekly hours category] IF C24 [Seasonal use] = Yes → C32 [Open during the off season] OTHERWISE → C34 [Number of employees]	

C31	Weekly hours category	<i>WKHRSC</i>
ASK	IF C30 [Total hours open per week] = DK/RF	
 SHOW CARD C4		[F1]-HELP
<p>Which category on Show Card C4 best describes the total hours per week that the building is normally open?</p> <ul style="list-style-type: none"> ◆ DEF: ["Normally open" means the hours when the usual activities occur. Press F1 for detailed definitions by building type.] ◆ EXP: [If the hours vary for different parts of the building, ask for the hours for most of the building, based on square footage.] <p>1 1 to 39 2 40 to 48 3 49 to 60 4 61 to 84 5 85 to 167 6 168</p>		
NEXT	IF C24 [Seasonal use] = Yes → C32 [Open during the off season] OTHERWISE → C34 [Number of employees]	

C32	Open during the off season	<i>OFFSEASN</i>
ASK	IF C24 [Seasonal use] = Yes	
<p>Is this building normally open at all during the months that are <u>not</u> in the high season?</p> <ul style="list-style-type: none"> ◆ DEF: ["Normally open" means the hours when the usual activities occur.] <p>1 Yes 2 No</p>		
NEXT	IF Yes → C33 [Off season hours category] IF No OR DK/RF → C34 [Number of employees]	

C33	Off season hours category	<i>LOWHRSC</i>
ASK	IF C32 [Open during the off season] = Yes	
FILL	{LowMonths} IF C25 [Months of high season] ≠ DK/RF = 12 - C25 [Months of high season] IF C25 [Months of high season] = DK/RF = BLANK	
		[F1]-HELP
 SHOW CARD C4		
Thinking of the {LowMonths} months that are <u>not</u> in the high season, which category on Show Card C4 best describes the total hours per week that the building is normally open?		
◆ DEF: ["Normally open" means the hours when the usual activities occur.]		
1 1 to 39 2 40 to 48 3 49 to 60 4 61 to 84 5 85 to 167 6 168		
NEXT	→ C34 [Number of employees]	

C34	Number of employees	<i>NWKER</i>
ASK	IF B24 [Completely vacant] ≠ Yes & C6 [Any occupants] ≠ No & C8 [Number of businesses category] ≠ Zero & C18 [Months in use] ≠ Zero	
		[F1]-HELP
How many employees work <u>in the building</u> during the main shift, that is, when most employees are present?		
◆ EXP: [Include any volunteer workers. Do not include employees who always work outside the building (such as drivers with delivery routes), customers, patients, students, or institutionalized residents.]		
RANGE	0 to 99,999	
NEXT	IF Number given: IF B19 [Public order type] = Fire station OR Combination police and fire station → C27a [Fire station personnel] OTHERWISE → D1 [Heating] IF DK/RF → C35 [Number of employees category]	

C35	Number of employees category	<i>NWKERC</i>
ASK	IF C34 [Number of employees] = DK/RF	
 SHOW CARD C5		[F1]-HELP
<p>Which category on Show Card C5 best describes how many employees work <u>in the building</u> during the main shift?</p> <ul style="list-style-type: none"> 1 None 2 1 to 4 3 5 to 9 4 10 to 19 5 20 to 49 6 50 to 99 7 100 to 249 8 250 to 499 9 500 to 999 10 1,000 to 2,499 11 2,500 to 4,999 12 5,000 or More 		
NEXT	IF B19 [Public order type] = Fire station OR Combination police and fire station → C36 [Fire station personnel] OTHERWISE → D1 [Heating]	

C36	Fire station personnel	<i>FIREWKER</i>
ASK	IF B19 [Public order type] = Fire station OR Combination police and fire station	
<p>Are the personnel at this fire station career only, volunteer only, or a combination of career and volunteer?</p> <ul style="list-style-type: none"> 1 Career only 2 Volunteer only 3 Combination of career and volunteer 		
NEXT	→ D1 [Heating]	

SECTION D. ENERGY USE AND EQUIPMENT

D1	Heating	<i>HT1</i>
ASK	All Buildings	
FILL	<p>{Worksheet1Intro} IF R has Worksheet 1 = "Please continue to refer to Worksheet 1 for some of these next questions on energy sources, uses, and equipment." OTHERWISE = BLANK</p>	
		[F1]-HELP
	<p>{Worksheet1Intro}</p> <p>For the next five questions, please tell me if energy was used in this building for any of these purposes during calendar year 2012.</p> <p>Was any energy used for heating the building?</p> <p>1 Yes 2 No</p>	
NEXT	→ D2 [Cooling]	

D2	Cooling	<i>COOL</i>
ASK	All Buildings	
		[F1]-HELP
	<p>(Was any energy used...)</p> <p>For air conditioning?</p> <p>1 Yes 2 No</p>	
NEXT	→ D3 [Water heating]	

D3	Water heating	<i>WATR</i>
ASK	All Buildings	
		[F1]-HELP
	<p>(Was any energy used...)</p> <p>For heating water for purposes such as washing hands, dishes, or clothes?</p> <p>1 Yes 2 No</p>	
NEXT	→ D4 [Cooking]	


D4	Cooking	<i>COOK</i>
ASK	All Buildings	
		[F1]-HELP
	<p>(Was any energy used...)</p> <p>For cooking?</p> <ul style="list-style-type: none"> ◆ EXP: [If there is only minimal cooking, such as microwaves, hot plates, or toaster ovens, answer "No."] <p>1 Yes 2 No</p>	
NEXT	IF D1 [Heating] = DK/RF & D2 [Cooling] = DK/RF & D3 [Water heating] = DK/RF & D4 [Cooking] = DK/RF → D5 [Missing end uses] OTHERWISE → D6 [Manufacturing]	

D5	Missing end uses	
SHOW	IF D1 [Heating] = DK/RF & D2 [Cooling] = DK/RF & D3 [Water heating] = DK/RF & D4 [Cooking] = DK/RF	
	<ul style="list-style-type: none"> ◆ INTERVIEWER: You have entered DK or RF for the four major end use questions. This information is important for understanding how energy is used in this building. You may need to find a new respondent at this point. Explain to the current respondent that the remainder of the questionnaire contains technical information about energy use and equipment and ask whether the respondent would want us to consult someone else in the building for these questions. ◆ ENTER "1" when you are ready to continue 	
NEXT	→ D6 [Manufacturing]	

D6	Manufacturing	<i>MANU</i>
ASK	All Buildings	
		[F1]-HELP
	<p>(Was any energy used...)</p> <p>For manufacturing?</p> <p>1 Yes 2 No</p>	
NEXT	IF No & D1 [Heating] = No & D2 [Cooling] = No & D3 [Water heating] = No & D4 [Cooking] = No → D7 [Any energy used] OTHERWISE → D8 [Electricity generation capability]	

D7	Any energy used	<i>ANYEGY</i>
ASK	IF D1 [Heating] = No & D2 [Cooling] = No & D3 [Water heating] = No & D4 [Cooking] = No & D6 [Manufacturing] = No	
<p>I did not record any uses of energy for this building. Did this building use <u>any</u> energy in 2012 for other purposes, such as lighting or appliances?</p> <p>1 Yes, some energy was used in 2012 2 No, no energy was used</p>		
NEXT	IF Yes, some energy was used OR DK/RF → D8 [Electricity generation capability] IF No, no energy was used → E83 [Window glass type]	

D8	Electricity generation capability	<i>CAPGEN</i>
ASK	IF D1 [Heating] = Yes OR D2 [Cooling] = Yes OR D3 [Water heating] = Yes OR D4 [Cooking] = Yes OR D6 [Manufacturing] = Yes OR D7 [Any energy used] = Yes, some energy was used OR DK/RF	
		[F1]-HELP
<p>Does this building have the ability to generate electricity, including for emergency backup?</p> <p>1 Yes 2 No</p>		
NEXT	→ D9 [Energy sources used]	

D9	Energy sources used <i>see below</i>																											
ASK	IF D1 [Heating] = Yes OR D2 [Cooling] = Yes OR D3 [Water heating] = Yes OR D4 [Cooking] = Yes OR D6 [Manufacturing] = Yes OR D7 [Any energy used] = Yes, some energy was used OR DK/RF																											
<p style="text-align: right;">[F1]-HELP</p> <p> SHOW CARD D1</p> <p>Looking at this list of energy sources on Show Card D1, please tell me which ones were used <u>in this building</u> for any purpose in 2012.</p> <ul style="list-style-type: none"> ◆ EXP: [Include fuel oil, diesel, or kerosene if it was purchased or delivered in 2012, even if it was not used during that time.] ◆ EXP: [Do not include any fuels used in vehicles outside the building.] ◆ PROBE for any others ◆ ENTER all that apply <table style="width: 100%; border: none;"> <tr> <td style="width: 10%;">11</td> <td>Electricity</td> <td style="text-align: right;"><i>ELUSED</i></td> </tr> <tr> <td>12</td> <td>Natural gas</td> <td style="text-align: right;"><i>NGUSED</i></td> </tr> <tr> <td>13</td> <td>Fuel oil, diesel, or kerosene</td> <td style="text-align: right;"><i>FKUSED</i></td> </tr> <tr> <td>14</td> <td>Bottled gas, also known as LPG or propane</td> <td style="text-align: right;"><i>PRUSED</i></td> </tr> <tr> <td>15</td> <td>District steam piped in from a separate building or utility</td> <td style="text-align: right;"><i>STUSED</i></td> </tr> <tr> <td>16</td> <td>District hot water piped in from a separate building or utility</td> <td style="text-align: right;"><i>HWUSED</i></td> </tr> <tr> <td>17</td> <td>District chilled water piped in from a separate building or utility</td> <td style="text-align: right;"><i>CWUSED</i></td> </tr> <tr> <td>18</td> <td>Wood, coal, or solar</td> <td></td> </tr> <tr> <td>24</td> <td>Other source or sources</td> <td style="text-align: right;"><i>OTUSED</i></td> </tr> </table>		11	Electricity	<i>ELUSED</i>	12	Natural gas	<i>NGUSED</i>	13	Fuel oil, diesel, or kerosene	<i>FKUSED</i>	14	Bottled gas, also known as LPG or propane	<i>PRUSED</i>	15	District steam piped in from a separate building or utility	<i>STUSED</i>	16	District hot water piped in from a separate building or utility	<i>HWUSED</i>	17	District chilled water piped in from a separate building or utility	<i>CWUSED</i>	18	Wood, coal, or solar		24	Other source or sources	<i>OTUSED</i>
11	Electricity	<i>ELUSED</i>																										
12	Natural gas	<i>NGUSED</i>																										
13	Fuel oil, diesel, or kerosene	<i>FKUSED</i>																										
14	Bottled gas, also known as LPG or propane	<i>PRUSED</i>																										
15	District steam piped in from a separate building or utility	<i>STUSED</i>																										
16	District hot water piped in from a separate building or utility	<i>HWUSED</i>																										
17	District chilled water piped in from a separate building or utility	<i>CWUSED</i>																										
18	Wood, coal, or solar																											
24	Other source or sources	<i>OTUSED</i>																										
NEXT	IF Fuel, oil, diesel, or kerosene selected → D10 [Fuel oil, diesel, or kerosene] IF Wood, coal, or solar selected → D11 [Wood, coal, or solar] IF Other source or sources selected → D12 [Other energy source 1] IF District steam or District hot water selected & B48 [Central physical plant] = Yes & B53 [Central plant in building] = No → D15 [From central plant] IF DK/RF: IF D8 [Electricity generation capability] = Yes → D84 [Energy for generation] IF D8 [Electricity generation capability] ≠ Yes → E1 [Section E Routing] OTHERWISE: IF D1 [Heating] = Yes → D17 [Source for main heating] IF D2 [Cooling] = Yes → D48 [Sources for cooling] IF D3 [Water heating] = Yes → D75 [Sources for water heating] IF D4 [Cooking] = Yes → D80 [Sources for cooking] IF D6 [Manufacturing] = Yes → D82 [Sources for manufacturing] IF D8 [Electricity generation capability] = Yes → D84 [Energy for generation] OTHERWISE → D90 [Any other sources]																											

D10	Fuel oil, diesel, or kerosene	<i>FKTYPE</i>
ASK	IF Fuel oil, diesel, or kerosene IN D9 [Energy sources used]	
		[F1]-HELP
	<p>◆ VERIFY if volunteered in previous question</p> <p>You mentioned fuel oil, diesel, or kerosene. Which of these were used (in this building in 2012)?</p> <p>◆ ENTER all that apply</p> <p>1 Fuel oil 2 Diesel 3 Kerosene</p>	
NEXT	<p>IF Wood, coal, or solar IN D9 [Energy sources used] → D11 [Wood, coal, or solar] IF Other source or sources IN D9 [Energy sources used] → D12 [Other energy source 1] IF District steam or District hot water IN D9 [Energy sources used] & B48 [Central physical plant] = Yes & B53 [Central plant in building] = No → D15 [From central plant] OTHERWISE: IF D1 [Heating] = Yes → D17 [Source for main heating] IF D2 [Cooling] = Yes → D48 [Sources for cooling] IF D3 [Water heating] = Yes → D75 [Sources for water heating] IF D4 [Cooking] = Yes → D80 [Sources for cooking] IF D6 [Manufacturing] = Yes → D82 [Sources for manufacturing] IF D8 [Electricity generation capability] = Yes → D84 [Energy for generation] OTHERWISE → D90 [Any other sources]</p>	

D11	Wood, coal, or solar	<i>see below</i>
ASK	IF Wood, coal, or solar IN D9 [Energy sources used]	
	<p>◆ VERIFY if volunteered in previous question</p> <p>You mentioned wood, coal, or solar. Which of these were used (in this building in 2012)?</p> <p>◆ ENTER all that apply</p> <p>1 Wood <i>WOUSED</i> 2 Coal <i>COUSED</i> 3 Solar <i>SOUSED</i></p>	
NEXT	<p>IF Other source or sources IN D9 [Energy sources used] → D12 [Other energy source 1] IF District steam or District hot water IN D9 [Energy sources used] & B48 [Central physical plant] = Yes & B53 [Central plant in building] = No → D15 [From central plant] OTHERWISE: IF D1 [Heating] = Yes → D17 [Source for main heating] IF D2 [Cooling] = Yes → D48 [Sources for cooling] IF D3 [Water heating] = Yes → D75 [Sources for water heating] IF D4 [Cooking] = Yes → D80 [Sources for cooking] IF D6 [Manufacturing] = Yes → D82 [Sources for manufacturing] IF D8 [Electricity generation capability] = Yes → D84 [Energy for generation] OTHERWISE → D90 [Any other sources]</p>	

D12	Other energy source 1	<i>OTUSDX1</i>
ASK	IF Other source or sources IN D9 [Energy sources used]	
<p>What was the first other energy source used (in this building in 2012)?</p> <p>◆ ENTER the first energy source used</p>		
NEXT	➔ D13 [Other energy source 2]	

D13	Other energy source 2	<i>OTUSDX2</i>
ASK	IF Other source or sources IN D9 [Energy sources used]	
<p>Were there any other energy sources used (in this building in 2012)?</p> <p>◆ ENTER the next energy source</p> <p>◆ [ENTER] if no others</p>		
NEXT	<p>IF Source entered here ➔ D14 [Other energy source 3]</p> <p>IF No source entered here:</p> <p>IF District steam or District hot water IN D9 [Energy sources used] & B48 [Central physical plant] = Yes & B53 [Central plant in building] = No ➔ D15 [From central plant]</p> <p>OTHERWISE:</p> <p>IF D1 [Heating] = Yes ➔ D17 [Source for main heating]</p> <p>IF D2 [Cooling] = Yes ➔ D48 [Sources for cooling]</p> <p>IF D3 [Water heating] = Yes ➔ D75 [Sources for water heating]</p> <p>IF D4 [Cooking] = Yes ➔ D80 [Sources for cooking]</p> <p>IF D6 [Manufacturing] = Yes ➔ D82 [Sources for manufacturing]</p> <p>IF D8 [Electricity generation capability] = Yes ➔ D84 [Energy for generation]</p> <p>OTHERWISE ➔ D90 [Any other sources]</p>	

D14	Other energy source 3	<i>OTUSDX3</i>
ASK	IF Source was entered in D13 [Other energy source 2]	
<p>Were there any other energy sources used (in this building in 2012)?</p> <p>◆ ENTER the next energy source</p> <p>◆ [ENTER] if no others</p>		
NEXT	<p>IF District steam or District hot water IN D9 [Energy sources used] & B48 [Central physical plant] = Yes & B53 [Central plant in building] = No ➔ D15 [From central plant]</p> <p>OTHERWISE:</p> <p>IF D1 [Heating] = Yes ➔ D17 [Source for main heating]</p> <p>IF D2 [Cooling] = Yes ➔ D48 [Sources for cooling]</p> <p>IF D3 [Water heating] = Yes ➔ D75 [Sources for water heating]</p> <p>IF D4 [Cooking] = Yes ➔ D80 [Sources for cooking]</p> <p>IF D6 [Manufacturing] = Yes ➔ D82 [Sources for manufacturing]</p> <p>IF D8 [Electricity generation capability] = Yes ➔ D84 [Energy for generation]</p> <p>OTHERWISE ➔ D90 [Any other sources]</p>	

D15	From central plant	<i>DHFRPL</i>
ASK	IF District steam or District hot water IN D9 [Energy sources used] & B48 [Central physical plant] = Yes & B53 [Central plant in building] = No	
<p>Is the district steam or hot water piped in from a central plant that is part of the same campus or complex as your building?</p> <p>1 Yes 2 No</p>		
NEXT	IF No OR DK/RF → D16 [Purchase from offsite] IF Yes: IF D1 [Heating] = Yes → D17 [Source for main heating] IF D2 [Cooling] = Yes → D48 [Sources for cooling] IF D3 [Water heating] = Yes → D75 [Sources for water heating] IF D4 [Cooking] = Yes → D80 [Sources for cooking] IF D6 [Manufacturing] = Yes → D82 [Sources for manufacturing] IF D8 [Electricity generation capability] = Yes → D84 [Energy for generation] OTHERWISE → D90 [Any other sources]	

D16	Purchase from offsite	<i>DHOFF</i>
ASK	IF D15 [From central plant] = No OR DK/RF	
<p>Is it (the district steam or hot water) purchased from somewhere off-site, such as a commercial or municipal plant?</p> <p>1 Yes 2 No</p>		
NEXT	IF D1 [Heating] = Yes → D17 [Source for main heating] IF D2 [Cooling] = Yes → D48 [Sources for cooling] IF D3 [Water heating] = Yes → D75 [Sources for water heating] IF D4 [Cooking] = Yes → D80 [Sources for cooking] IF D6 [Manufacturing] = Yes → D82 [Sources for manufacturing] IF D8 [Electricity generation capability] = Yes → D84 [Energy for generation] OTHERWISE → D90 [Any other sources]	

D17	Source for main heating	<i>see below</i>																																							
ASK	IF D1 [Heating] = Yes																																								
FILL	<p>{Ht1SourcesList} = List of all energy sources used {Electricity} – {Other3} = If a source is used, it appears in this list; if not, the line is blank {FuelOilType} = Type or types specified in D10 [Fuel oil, diesel, or kerosene] {Other1} – {Other3} = Sources specified in D12 [Other energy source 1] – D14 [Other energy source 3]</p>																																								
<p>What was the <u>main</u> energy source for heating? (Was it {Ht1SourcesList}?)</p> <ul style="list-style-type: none"> ◆ DEF: [The main energy source for heating is the energy source used to heat most of the square footage in this building most of the time.] ◆ EXP: [Do not include electricity if it is used only to run fan motors.] ◆ Only sources already selected are shown here <table style="width: 100%; border: none;"> <tr><td style="width: 5%;">11</td><td style="width: 70%;">{Electricity}</td><td style="width: 25%; text-align: right;"><i>ELHT1</i></td></tr> <tr><td>12</td><td>{Natural gas}</td><td style="text-align: right;"><i>NGHT1</i></td></tr> <tr><td>13</td><td>{FuelOilType}</td><td style="text-align: right;"><i>FKHT1</i></td></tr> <tr><td>14</td><td>{Bottled gas}</td><td style="text-align: right;"><i>PRHT1</i></td></tr> <tr><td>15</td><td>{District steam}</td><td style="text-align: right;"><i>STHT1</i></td></tr> <tr><td>16</td><td>{District hot water}</td><td style="text-align: right;"><i>HWHT1</i></td></tr> <tr><td>18</td><td>{Wood}</td><td style="text-align: right;"><i>WOHT1</i></td></tr> <tr><td>19</td><td>{Coal}</td><td style="text-align: right;"><i>COHT1</i></td></tr> <tr><td>20</td><td>{Solar}</td><td style="text-align: right;"><i>SOHT1</i></td></tr> <tr><td>21</td><td>{Other1}</td><td style="text-align: right;"><i>OTHT1</i></td></tr> <tr><td>22</td><td>{Other2}</td><td style="text-align: right;"><i>OTHT1</i></td></tr> <tr><td>23</td><td>{Other3}</td><td style="text-align: right;"><i>OTHT1</i></td></tr> <tr><td>24</td><td>Some other energy source</td><td></td></tr> </table>			11	{Electricity}	<i>ELHT1</i>	12	{Natural gas}	<i>NGHT1</i>	13	{FuelOilType}	<i>FKHT1</i>	14	{Bottled gas}	<i>PRHT1</i>	15	{District steam}	<i>STHT1</i>	16	{District hot water}	<i>HWHT1</i>	18	{Wood}	<i>WOHT1</i>	19	{Coal}	<i>COHT1</i>	20	{Solar}	<i>SOHT1</i>	21	{Other1}	<i>OTHT1</i>	22	{Other2}	<i>OTHT1</i>	23	{Other3}	<i>OTHT1</i>	24	Some other energy source	
11	{Electricity}	<i>ELHT1</i>																																							
12	{Natural gas}	<i>NGHT1</i>																																							
13	{FuelOilType}	<i>FKHT1</i>																																							
14	{Bottled gas}	<i>PRHT1</i>																																							
15	{District steam}	<i>STHT1</i>																																							
16	{District hot water}	<i>HWHT1</i>																																							
18	{Wood}	<i>WOHT1</i>																																							
19	{Coal}	<i>COHT1</i>																																							
20	{Solar}	<i>SOHT1</i>																																							
21	{Other1}	<i>OTHT1</i>																																							
22	{Other2}	<i>OTHT1</i>																																							
23	{Other3}	<i>OTHT1</i>																																							
24	Some other energy source																																								
NEXT	IF Some other energy source → D18 [Other source for main heating] IF Anything but Some other energy source OR DK/RF: IF More than one energy source used → D19 [Which other sources for heating] IF Only one energy source used → D20 [Any other sources for heating]																																								

D18	Other source for main heating	<i>see below</i>																														
ASK	IF D17 [Source for main heating] = Some other energy source																															
<p>What was the other energy source used for <u>main</u> space heating?</p> <table style="width: 100%; border: none;"> <tr><td style="width: 5%;">11</td><td style="width: 70%;">Electricity</td><td style="width: 25%; text-align: right;"><i>ELHT1</i></td></tr> <tr><td>12</td><td>Natural gas</td><td style="text-align: right;"><i>NGHT1</i></td></tr> <tr><td>13</td><td>Fuel oil/Diesel/Kerosene</td><td style="text-align: right;"><i>FKHT1</i></td></tr> <tr><td>14</td><td>Bottled gas</td><td style="text-align: right;"><i>PRHT1</i></td></tr> <tr><td>15</td><td>District steam</td><td style="text-align: right;"><i>STHT1</i></td></tr> <tr><td>16</td><td>District hot water</td><td style="text-align: right;"><i>HWHT1</i></td></tr> <tr><td>18</td><td>Wood</td><td style="text-align: right;"><i>WOHT1</i></td></tr> <tr><td>19</td><td>Coal</td><td style="text-align: right;"><i>COHT1</i></td></tr> <tr><td>20</td><td>Solar</td><td style="text-align: right;"><i>SOHT1</i></td></tr> <tr><td>24</td><td>Some other energy source</td><td style="text-align: right;"><i>OTHT1</i></td></tr> </table>			11	Electricity	<i>ELHT1</i>	12	Natural gas	<i>NGHT1</i>	13	Fuel oil/Diesel/Kerosene	<i>FKHT1</i>	14	Bottled gas	<i>PRHT1</i>	15	District steam	<i>STHT1</i>	16	District hot water	<i>HWHT1</i>	18	Wood	<i>WOHT1</i>	19	Coal	<i>COHT1</i>	20	Solar	<i>SOHT1</i>	24	Some other energy source	<i>OTHT1</i>
11	Electricity	<i>ELHT1</i>																														
12	Natural gas	<i>NGHT1</i>																														
13	Fuel oil/Diesel/Kerosene	<i>FKHT1</i>																														
14	Bottled gas	<i>PRHT1</i>																														
15	District steam	<i>STHT1</i>																														
16	District hot water	<i>HWHT1</i>																														
18	Wood	<i>WOHT1</i>																														
19	Coal	<i>COHT1</i>																														
20	Solar	<i>SOHT1</i>																														
24	Some other energy source	<i>OTHT1</i>																														
NEXT	→ D20 [Any other sources for heating]																															

D19	Which other sources for heating	<i>HT2 & see below</i>																																										
ASK	IF D1 [Heating] = Yes & More than one energy source used																																											
FILL	<p>{Ht2SourcesList} = List of all energy sources used, minus the one used for main heating {Electricity} – {Other3} = If a source is used (other than for main space heating), it appears in this list; if not, the line is blank {FuelOilType} = Type or types specified in D10 [Fuel oil, diesel, or kerosene] {Other1} – {Other3} = Sources specified in D12 [Other energy source 1] – D14 [Other energy source 3]</p>																																											
<p>Which other energy sources, if any, were used for heating? ({Ht2SourcesList})</p> <ul style="list-style-type: none"> ◆ EXP: [Do not include electricity if it is used only to run fan motors.] ◆ Only sources already selected are shown here ◆ PROBE for any others ◆ ENTER all that apply <table style="width: 100%; border: none;"> <tr> <td style="width: 10%;">11</td> <td style="width: 70%;">{Electricity}</td> <td style="width: 20%; text-align: right;"><i>ELHT2</i></td> </tr> <tr> <td>12</td> <td>{Natural gas}</td> <td style="text-align: right;"><i>NGHT2</i></td> </tr> <tr> <td>13</td> <td>{FuelOilType}</td> <td style="text-align: right;"><i>FKHT2</i></td> </tr> <tr> <td>14</td> <td>{Bottled gas}</td> <td style="text-align: right;"><i>PRHT2</i></td> </tr> <tr> <td>15</td> <td>{District steam}</td> <td style="text-align: right;"><i>STHT2</i></td> </tr> <tr> <td>16</td> <td>{District hot water}</td> <td style="text-align: right;"><i>HWHT2</i></td> </tr> <tr> <td>18</td> <td>{Wood}</td> <td style="text-align: right;"><i>WOHT2</i></td> </tr> <tr> <td>19</td> <td>{Coal}</td> <td style="text-align: right;"><i>COHT2</i></td> </tr> <tr> <td>20</td> <td>{Solar}</td> <td style="text-align: right;"><i>SOHT2</i></td> </tr> <tr> <td>21</td> <td>{Other1}</td> <td style="text-align: right;"><i>OTHT2</i></td> </tr> <tr> <td>22</td> <td>{Other2}</td> <td style="text-align: right;"><i>OTHT2</i></td> </tr> <tr> <td>23</td> <td>{Other3}</td> <td style="text-align: right;"><i>OTHT2</i></td> </tr> <tr> <td>24</td> <td>Some other energy source</td> <td></td> </tr> <tr> <td>99</td> <td>No other sources for heating</td> <td></td> </tr> </table>			11	{Electricity}	<i>ELHT2</i>	12	{Natural gas}	<i>NGHT2</i>	13	{FuelOilType}	<i>FKHT2</i>	14	{Bottled gas}	<i>PRHT2</i>	15	{District steam}	<i>STHT2</i>	16	{District hot water}	<i>HWHT2</i>	18	{Wood}	<i>WOHT2</i>	19	{Coal}	<i>COHT2</i>	20	{Solar}	<i>SOHT2</i>	21	{Other1}	<i>OTHT2</i>	22	{Other2}	<i>OTHT2</i>	23	{Other3}	<i>OTHT2</i>	24	Some other energy source		99	No other sources for heating	
11	{Electricity}	<i>ELHT2</i>																																										
12	{Natural gas}	<i>NGHT2</i>																																										
13	{FuelOilType}	<i>FKHT2</i>																																										
14	{Bottled gas}	<i>PRHT2</i>																																										
15	{District steam}	<i>STHT2</i>																																										
16	{District hot water}	<i>HWHT2</i>																																										
18	{Wood}	<i>WOHT2</i>																																										
19	{Coal}	<i>COHT2</i>																																										
20	{Solar}	<i>SOHT2</i>																																										
21	{Other1}	<i>OTHT2</i>																																										
22	{Other2}	<i>OTHT2</i>																																										
23	{Other3}	<i>OTHT2</i>																																										
24	Some other energy source																																											
99	No other sources for heating																																											
NEXT	IF Some other energy source → D21 [Other source for heating] IF Anything but Some other energy source OR DK/RF → D22 [Percent heated]																																											

D20	Any other sources for heating	<i>HT2</i>
ASK	IF D1 [Heating] = Yes & Only one energy source used	
<p>Were there any other energy sources used for heating?</p> <ul style="list-style-type: none"> 1 Yes 2 No 		
NEXT	IF Yes → D21 [Other source for heating] IF No OR DK/RF → D22 [Percent heated]	


D21	Other source for heating																														
ASK	IF D19 [Which other sources for heating] = Some other energy source OR D20 [Any other sources for heating] = Yes																														
<p>What was the other energy source used for secondary space heating?</p> <table> <tr> <td>11</td> <td>Electricity</td> <td><i>ELHT2</i></td> </tr> <tr> <td>12</td> <td>Natural gas</td> <td><i>NGHT2</i></td> </tr> <tr> <td>13</td> <td>Fuel oil/Diesel/Kerosene</td> <td><i>FKHT2</i></td> </tr> <tr> <td>14</td> <td>Bottled gas</td> <td><i>PRHT2</i></td> </tr> <tr> <td>15</td> <td>District steam</td> <td><i>STHT2</i></td> </tr> <tr> <td>16</td> <td>District hot water</td> <td><i>HWHT2</i></td> </tr> <tr> <td>18</td> <td>Wood</td> <td><i>WOHT2</i></td> </tr> <tr> <td>19</td> <td>Coal</td> <td><i>COHT2</i></td> </tr> <tr> <td>20</td> <td>Solar</td> <td><i>SOHT2</i></td> </tr> <tr> <td>24</td> <td>Some other energy source</td> <td><i>OTHT2</i></td> </tr> </table>		11	Electricity	<i>ELHT2</i>	12	Natural gas	<i>NGHT2</i>	13	Fuel oil/Diesel/Kerosene	<i>FKHT2</i>	14	Bottled gas	<i>PRHT2</i>	15	District steam	<i>STHT2</i>	16	District hot water	<i>HWHT2</i>	18	Wood	<i>WOHT2</i>	19	Coal	<i>COHT2</i>	20	Solar	<i>SOHT2</i>	24	Some other energy source	<i>OTHT2</i>
11	Electricity	<i>ELHT2</i>																													
12	Natural gas	<i>NGHT2</i>																													
13	Fuel oil/Diesel/Kerosene	<i>FKHT2</i>																													
14	Bottled gas	<i>PRHT2</i>																													
15	District steam	<i>STHT2</i>																													
16	District hot water	<i>HWHT2</i>																													
18	Wood	<i>WOHT2</i>																													
19	Coal	<i>COHT2</i>																													
20	Solar	<i>SOHT2</i>																													
24	Some other energy source	<i>OTHT2</i>																													
NEXT	➔ D22 [Percent heated]																														


NOTE ON ENERGY SOURCES:

Throughout the rest of this questionnaire, there will be references such as “Electricity used” or “Natural gas used.” In addition to the energy sources that were given in D9 [Energy sources used], if sources are added along the way, such as in D18 [Other source for main heating] OR D21 [Other source for heating], those sources are then also considered to be used.

D22	Percent heated	<i>HEATP</i>
ASK	IF D1 [Heating] = Yes	
FILL	{SqFt} IF A6 [Square footage] known = "A6 [Square footage]" IF A6 [Square footage] = DK/RF = "floorspace"	
		[F1]-HELP
What percent of the {SqFt} in this building was heated to at least 50 degrees Fahrenheit during 2012, including basements and indoor parking levels if they were heated to at least 50 degrees?		
<ul style="list-style-type: none"> ◆ If heated square footage is known, but not the percent, RECORD square footage in comments, then code DK ◆ PROBE for estimate if DK 		
RANGE	0 to 100	
NEXT	IF Zero → D23 [Heated to less than 50 degrees] IF Anything else → D24 [Heating equipment types]	


D23	Heated to less than 50 degrees	<i>HTLS50</i>
ASK	IF D22 [Percent heated] = Zero	
Was any of this building heated to less than 50 degrees Fahrenheit?		
<ul style="list-style-type: none"> ◆ EXP: [Areas may be heated to less than 50 degrees to prevent pipes from freezing.] 		
1 Yes 2 No		
NEXT	IF Yes OR DK/RF → D24 [Heating equipment types] IF No: IF D2 [Cooling] = Yes → D48 [Sources for cooling] IF D3 [Water heating] = Yes → D75 [Sources for water heating] IF D4 [Cooking] = Yes → D80 [Sources for cooking] IF D6 [Manufacturing] = Yes → D82 [Sources for manufacturing] IF D8 [Electricity generation capability] = Yes → D84 [Energy for generation] OTHERWISE → D90 [Any other sources]	


D24	Heating equipment types	<i>see below</i>														
ASK	IF D22 [Percent heated] > 0 OR D23 [Heated to less than 50 degrees] = Yes OR DK/RF															
 SHOW CARD D2		[F1]-HELP														
<p>Looking at the list of heating equipment types on Show Card D2, please tell me which types are used in this building.</p> <ul style="list-style-type: none"> ◆ PROBE for any others ◆ ENTER all that apply <table style="width: 100%; border: none;"> <tr> <td style="width: 70%;">1 Furnaces that heat air directly, without using steam or hot water</td> <td style="width: 30%; text-align: right;"><i>FURNAC</i></td> </tr> <tr> <td>2 Packaged central unit (roof mounted)</td> <td style="text-align: right;"><i>PKGHT</i></td> </tr> <tr> <td>3 Boilers inside (or adjacent to) the building that produce steam or hot water</td> <td style="text-align: right;"><i>BOILER</i></td> </tr> <tr> <td>4 District steam or hot water piped in from outside the building</td> <td style="text-align: right;"><i>STHW</i></td> </tr> <tr> <td>5 Heat pumps (other than components of a packaged unit)</td> <td style="text-align: right;"><i>HTPMPH</i></td> </tr> <tr> <td>6 Individual space heaters, other than heat pumps</td> <td style="text-align: right;"><i>SLFCON</i></td> </tr> <tr> <td>7 Other heating equipment</td> <td style="text-align: right;"><i>OTHTEQ</i></td> </tr> </table>			1 Furnaces that heat air directly, without using steam or hot water	<i>FURNAC</i>	2 Packaged central unit (roof mounted)	<i>PKGHT</i>	3 Boilers inside (or adjacent to) the building that produce steam or hot water	<i>BOILER</i>	4 District steam or hot water piped in from outside the building	<i>STHW</i>	5 Heat pumps (other than components of a packaged unit)	<i>HTPMPH</i>	6 Individual space heaters, other than heat pumps	<i>SLFCON</i>	7 Other heating equipment	<i>OTHTEQ</i>
1 Furnaces that heat air directly, without using steam or hot water	<i>FURNAC</i>															
2 Packaged central unit (roof mounted)	<i>PKGHT</i>															
3 Boilers inside (or adjacent to) the building that produce steam or hot water	<i>BOILER</i>															
4 District steam or hot water piped in from outside the building	<i>STHW</i>															
5 Heat pumps (other than components of a packaged unit)	<i>HTPMPH</i>															
6 Individual space heaters, other than heat pumps	<i>SLFCON</i>															
7 Other heating equipment	<i>OTHTEQ</i>															
NEXT	IF Furnaces → D25 [Type of furnace] IF Boilers → D28 [Type of boiler system] IF District steam or hot water → D29 [Type of district heat system] IF Other heating equipment → D30 [Other heating components] IF Packaged central unit → D36 [Type of packaged heating] IF Heat pumps → D38 [Heat pump heating system] IF Individual space heaters → D41 [Type of individual heater] IF DK/RF: IF D2 [Cooling] = Yes → D48 [Sources for cooling] OTHERWISE → D66 [Building automation system]															


D25	Type of furnace
ASK	IF Furnaces IN D24 [Heating equipment types]
[F1]-HELP	
 SHOW CARD D3	
<p>Looking at Show Card D3, please tell me the type or types of furnace systems used in the building.</p> <p>◆ ENTER all that apply</p> <ol style="list-style-type: none"> 1 Packaged central unit (roof mounted) 2 Split system (residential-type furnace with DX cooling unit) 3 Duct furnace (installed in air distribution duct) 4 Individual room furnace (freestanding or floor-mounted) 	
NEXT	IF Packaged central unit OR Duct furnace → D26 [Classify furnace as packaged] IF Individual room furnace → D27 [Classify furnace as space heater] OTHERWISE: IF Boilers IN D24 [Heating equipment types] → D28 [Type of boiler system] IF District steam or hot water IN D24 [Heating equipment types] → D29 [Type of district heat system] IF Other heating equipment IN D24 [Heating equipment types] → D30 [Other heating components] IF Packaged central unit IN D24 [Heating equipment types] → D36 [Type of packaged heating] IF Heat pumps IN D24 [Heating equipment types] → D38 [Heat pump heating system] IF Individual space heaters → D41 [Type of individual heater] OTHERWISE: IF More than one energy source used for heating → D42 [Explain sources for heating] OTHERWISE → D43 [Heating ventilation types]

D26	Classify furnace as packaged
ASK	IF Packaged central unit OR Duct furnace IN D25 [Type of furnace]
<p>For the purposes of this study, I am going to refer to the packaged central furnace as a "packaged unit."</p> <p>◆ ENTER "1" to continue</p>	
NEXT	IF Individual room furnace IN D25 [Type of furnace] → D27 [Classify furnace as space heater] OTHERWISE: IF Boilers IN D24 [Heating equipment types] → D28 [Type of boiler system] IF District steam or hot water IN D24 [Heating equipment types] → D29 [Type of district heat system] IF Other heating equipment IN D24 [Heating equipment types] → D30 [Other heating components] OTHERWISE → D36 [Type of packaged heating]

D27	Classify furnace as space heater
ASK	IF D25 [Type of furnace] = Individual room furnace
<p>For the purposes of this study, I am going to refer to the individual room furnace as an "individual space heater."</p> <p>◆ ENTER "1" to continue</p>	
NEXT	<p>IF Boilers IN D24 [Heating equipment types] → D28 [Type of boiler system] IF District steam or hot water IN D24 [Heating equipment types] → D29 [Type of district heat system] IF Other heating equipment IN D24 [Heating equipment types] → D30 [Other heating components] IF Packaged central unit IN D24 [Heating equipment types] → D36 [Type of packaged heating] IF Heat pumps IN D24 [Heating equipment types] → D38 [Heat pump heating system] IF Individual space heaters → D41 [Type of individual heater] OTHERWISE: IF More than one heating equipment → D45 [Percent heated by each type] IF Only one equipment, assign it as Main heating equipment, THEN IF Main heating equipment ≠ District steam or hot water & (A30 [Year of construction] < 1990 OR A31 [Year of construction category] ≠ 2000 to 2003 OR 2004 to 2007 OR 2008 to 2012) → D47 [Main heating replaced] OTHERWISE: IF D2 [Cooling] = Yes → D48 [Sources for cooling] OTHERWISE → D66 [Building automation system]</p>

D28	Type of boiler system														
ASK	IF Boilers IN D24 [Heating equipment types]														
[F1]-HELP															
 SHOW CARD D4															
<p>Looking at Show Card D4, please tell me the type or types of distribution systems used with the boiler.</p> <p>◆ ENTER all that apply</p> <table style="width: 100%; border-collapse: collapse;"> <tr> <td style="width: 80%;">1 Radiators</td> <td style="text-align: right;"><i>BLRRAD</i></td> </tr> <tr> <td>2 Fan coil units in rooms (or areas)</td> <td style="text-align: right;"><i>BLRFNCL</i></td> </tr> <tr> <td>3 Induction units</td> <td style="text-align: right;"><i>BLRINDC</i></td> </tr> <tr> <td>4 Water loop heat pump</td> <td style="text-align: right;"><i>BLRWATR</i></td> </tr> <tr> <td>5 Central air handler (hydronic/steam coils)</td> <td style="text-align: right;"><i>BLRAIR</i></td> </tr> <tr> <td>6 Packaged unit (hydronic/steam coils)</td> <td style="text-align: right;"><i>BLRPKG</i></td> </tr> <tr> <td>7 Duct reheat (hydronic/steam coils)</td> <td style="text-align: right;"><i>BLRDUCT</i></td> </tr> </table>		1 Radiators	<i>BLRRAD</i>	2 Fan coil units in rooms (or areas)	<i>BLRFNCL</i>	3 Induction units	<i>BLRINDC</i>	4 Water loop heat pump	<i>BLRWATR</i>	5 Central air handler (hydronic/steam coils)	<i>BLRAIR</i>	6 Packaged unit (hydronic/steam coils)	<i>BLRPKG</i>	7 Duct reheat (hydronic/steam coils)	<i>BLRDUCT</i>
1 Radiators	<i>BLRRAD</i>														
2 Fan coil units in rooms (or areas)	<i>BLRFNCL</i>														
3 Induction units	<i>BLRINDC</i>														
4 Water loop heat pump	<i>BLRWATR</i>														
5 Central air handler (hydronic/steam coils)	<i>BLRAIR</i>														
6 Packaged unit (hydronic/steam coils)	<i>BLRPKG</i>														
7 Duct reheat (hydronic/steam coils)	<i>BLRDUCT</i>														
NEXT	<p>IF District steam or hot water IN D24 [Heating equipment types] → D29 [Type of district heat system] IF Other heating equipment IN D24 [Heating equipment types] → D30 [Other heating components] IF Packaged central unit IN D24 [Heating equipment types] → D36 [Type of packaged heating] IF Heat pumps IN D24 [Heating equipment types] → D38 [Heat pump heating system] IF Individual space heaters → D41 [Type of individual heater] OTHERWISE: IF Water loop, Central air handler, Packaged unit, OR Duct reheat given here OR Any type except Individual room furnace IN D25 [Type of furnace] OR Packaged central unit IN D24 [Heating equipment types] → D43 [Heating ventilation types] IF More than one heating equipment → D45 [Percent heated by each type] IF Only one equipment, assign it as Main heating equipment, THEN IF Main heating equipment ≠ District steam or hot water & (A30 [Year of construction] < 1990 OR A31 [Year of construction category] ≠ 2000 to 2003 OR 2004 to 2007 OR 2008 to 2012) → D47 [Main heating replaced] OTHERWISE: IF D2 [Cooling] = Yes → D48 [Sources for cooling] OTHERWISE → D66 [Building automation system]</p>														

D29	Type of district heat system														
ASK	IF District steam or hot water IN D24 [Heating equipment types]														
[F1]-HELP															
 SHOW CARD D4															
<p>Looking at Show Card D4, please tell me the type or types of distribution systems used with the district steam or hot water.</p> <p>◆ ENTER all that apply</p> <table style="width: 100%; border-collapse: collapse;"> <tr> <td style="width: 80%;">1 Radiators</td> <td style="text-align: right;"><i>DHRAD</i></td> </tr> <tr> <td>2 Fan coil units in rooms (or areas)</td> <td style="text-align: right;"><i>DHFNCL</i></td> </tr> <tr> <td>3 Induction units</td> <td style="text-align: right;"><i>DHINDC</i></td> </tr> <tr> <td>4 Water loop heat pump</td> <td style="text-align: right;"><i>DHWATR</i></td> </tr> <tr> <td>5 Central air handler (hydronic/steam coils)</td> <td style="text-align: right;"><i>DHAIR</i></td> </tr> <tr> <td>6 Packaged unit (hydronic/steam coils)</td> <td style="text-align: right;"><i>DHPKG</i></td> </tr> <tr> <td>7 Duct reheat (hydronic/steam coils)</td> <td style="text-align: right;"><i>DHDUCT</i></td> </tr> </table>		1 Radiators	<i>DHRAD</i>	2 Fan coil units in rooms (or areas)	<i>DHFNCL</i>	3 Induction units	<i>DHINDC</i>	4 Water loop heat pump	<i>DHWATR</i>	5 Central air handler (hydronic/steam coils)	<i>DHAIR</i>	6 Packaged unit (hydronic/steam coils)	<i>DHPKG</i>	7 Duct reheat (hydronic/steam coils)	<i>DHDUCT</i>
1 Radiators	<i>DHRAD</i>														
2 Fan coil units in rooms (or areas)	<i>DHFNCL</i>														
3 Induction units	<i>DHINDC</i>														
4 Water loop heat pump	<i>DHWATR</i>														
5 Central air handler (hydronic/steam coils)	<i>DHAIR</i>														
6 Packaged unit (hydronic/steam coils)	<i>DHPKG</i>														
7 Duct reheat (hydronic/steam coils)	<i>DHDUCT</i>														
NEXT	<p>IF Other heating equipment IN D24 [Heating equipment types] → D30 [Other heating components] IF Packaged central unit IN D24 [Heating equipment types] → D36 [Type of packaged heating] IF Heat pumps IN D24 [Heating equipment types] → D38 [Heat pump heating system] IF Individual space heaters → D41 [Type of individual heater] OTHERWISE: IF Water loop, Central air handler, Packaged unit, OR Duct reheat given here OR Any type except Individual room furnace IN D25 [Type of furnace] OR Packaged central unit IN D24 [Heating equipment types] → D43 [Heating ventilation types] IF More than one heating equipment → D45 [Percent heated by each type] IF Only one equipment, assign it as Main heating equipment, THEN IF Main heating equipment ≠ District steam or hot water & (A30 [Year of construction] < 1990 OR A31 [Year of construction category] ≠ 2000 to 2003 OR 2004 to 2007 OR 2008 to 2012) → D47 [Main heating replaced] OTHERWISE: IF D2 [Cooling] = Yes → D48 [Sources for cooling] OTHERWISE → D66 [Building automation system]</p>														

D30	Other heating components								
ASK	IF Other heating equipment IN D24 [Heating equipment types]								
<p> SHOW CARD D5</p> <p>Looking at Show Card D5, please tell me if the other heating equipment includes any of these components.</p> <p>◆ ENTER all that apply</p> <table> <tr> <td>1 Heating coil or electric heat strip</td> <td><i>OTSTRP</i></td> </tr> <tr> <td>2 Duct reheat or electric reheat</td> <td><i>OTDUCT</i></td> </tr> <tr> <td>3 Powered induction units (PIU)</td> <td><i>OTPIU</i></td> </tr> <tr> <td>4 None of these components</td> <td></td> </tr> </table>		1 Heating coil or electric heat strip	<i>OTSTRP</i>	2 Duct reheat or electric reheat	<i>OTDUCT</i>	3 Powered induction units (PIU)	<i>OTPIU</i>	4 None of these components	
1 Heating coil or electric heat strip	<i>OTSTRP</i>								
2 Duct reheat or electric reheat	<i>OTDUCT</i>								
3 Powered induction units (PIU)	<i>OTPIU</i>								
4 None of these components									
NEXT	<p>IF Any components: IF Packaged central unit IN D24 [Heating equipment types] OR Packaged central unit OR Duct furnace IN D25 [Type of furnace]) → D31 [Classify other as part of packaged] IF Boiler IN D24 [Heating equipment types] → D32 [Classify other as part of boiler] IF District steam or hot water IN D24 [Heating equipment types] → D33 [Classify other as part of district] OTHERWISE → D34 [Classify other as packaged] IF None of these components OR DK/RF → D35 [Other heat specify]</p>								


D31	Classify other as part of packaged
ASK	IF Any components given in D30 [Other heating components] & Packaged central unit IN D24 [Heating equipment types] OR Packaged central unit OR Duct furnace IN D25 [Type of furnace]
<p>For the purposes of this study, I am going to consider the other heating equipment to be part of the packaged unit.</p> <p>◆ ENTER "1" to continue</p>	
NEXT	→ D36 [Type of packaged heating]


D32	Classify other as part of boiler
ASK	IF Any components given in D30 [Other heating components] & Boiler IN D24 [Heating equipment types]
<p>For the purposes of this study, I am going to consider the other heating equipment to be part of the boiler system.</p> <p>◆ ENTER "1" to continue</p>	
NEXT	<p>IF Packaged central unit IN D24 [Heating equipment types] → D36 [Type of packaged heating] IF Heat pumps IN D24 [Heating equipment types] → D38 [Heat pump heating system] IF Individual space heaters → D41 [Type of individual heater] OTHERWISE: IF Any type except Individual room furnace IN D25 [Type of furnace] OR Water loop, Central air handler, Packaged unit, OR Duct reheat IN D28 [Type of boiler system] OR Water loop, Central air handler, Packaged unit, OR Duct reheat IN D29 [Type of district heat system] OR Any components given in D30 [Other heating components] OR Packaged central unit IN D24 [Heating equipment types] → D43 [Heating ventilation types] IF More than one heating equipment → D45 [Percent heated by each type] IF Only one equipment, assign it as Main heating equipment, THEN IF Main heating equipment ≠ District steam or hot water & (A30 [Year of construction] < 1990 OR A31 [Year of construction category] ≠ 2000 to 2003 OR 2004 to 2007 OR 2008 to 2012) → D47 [Main heating replaced] OTHERWISE: IF D2 [Cooling] = Yes → D48 [Sources for cooling] OTHERWISE → D66 [Building automation system]</p>


D33	Classify other as part of district
ASK	IF Any components given in D30 [Other heating components] & District steam or hot water IN D24 [Heating equipment types]
<p>For the purposes of this study, I am going to consider the other heating equipment to be part of the district heating system.</p> <p>◆ ENTER "1" to continue</p>	
NEXT	<p>IF Packaged central unit IN D24 [Heating equipment types] → D36 [Type of packaged heating] IF Heat pumps IN D24 [Heating equipment types] → D38 [Heat pump heating system] IF Individual space heaters → D41 [Type of individual heater] OTHERWISE: IF Any type except Individual room furnace IN D25 [Type of furnace] OR Water loop, Central air handler, Packaged unit, OR Duct reheat IN D28 [Type of boiler system] OR Water loop, Central air handler, Packaged unit, OR Duct reheat IN D29 [Type of district heat system] OR Any components given in D30 [Other heating components] OR Packaged central unit IN D24 [Heating equipment types] → D43 [Heating ventilation types] IF More than one heating equipment → D45 [Percent heated by each type] IF Only one equipment, assign it as Main heating equipment, THEN IF Main heating equipment ≠ District steam or hot water & (A30 [Year of construction] < 1990 OR A31 [Year of construction category] ≠ 2000 to 2003 OR 2004 to 2007 OR 2008 to 2012) → D47 [Main heating replaced] OTHERWISE: IF D2 [Cooling] = Yes → D48 [Sources for cooling] OTHERWISE → D66 [Building automation system]</p>


D34	Classify other as packaged
ASK	IF Any components given in D30 [Other heating components] & NOT (Packaged central unit IN D24 [Heating equipment types] OR Packaged central unit OR Duct furnace IN D25 [Type of furnace] OR Boiler IN D24 [Heating equipment types] OR District steam or hot water IN D24 [Heating equipment types])
<p>For the purposes of this study, I am going to refer to the other heating equipment as a “packaged unit.” In the next couple questions I just need to verify some of the components of the packaged system.</p> <p>◆ ENTER "1" to continue</p>	
NEXT	→ D36 [Type of packaged heating]

D35	Other heat specify
ASK	IF Other heating equipment IN D24 [Heating equipment types] & D30 [Other heating components] = None of these components
<p>Please describe the other type of heating equipment.</p> <p>◆ RECORD in open box</p>	
NEXT	<p>IF Packaged central unit IN D24 [Heating equipment types] → D36 [Type of packaged heating]</p> <p>IF Heat pumps IN D24 [Heating equipment types] → D38 [Heat pump heating system]</p> <p>IF Individual space heaters → D41 [Type of individual heater]</p> <p>OTHERWISE:</p> <p>IF Any type except Individual room furnace IN D25 [Type of furnace]</p> <p>OR Water loop, Central air handler, Packaged unit, OR Duct reheat IN D28 [Type of boiler system]</p> <p>OR Water loop, Central air handler, Packaged unit, OR Duct reheat IN D29 [Type of district heat system]</p> <p>OR Any components given in D30 [Other heating components]</p> <p>OR Packaged central unit IN D24 [Heating equipment types] → D43 [Heating ventilation types]</p> <p>IF More than one heating equipment → D45 [Percent heated by each type]</p> <p>IF Only one equipment, assign it as Main heating equipment, THEN</p> <p>IF Main heating equipment ≠ District steam or hot water & (A30 [Year of construction] < 1990 OR A31 [Year of construction category] ≠ 2000 to 2003 OR 2004 to 2007 OR 2008 to 2012) → D47 [Main heating replaced]</p> <p>OTHERWISE:</p> <p>IF D2 [Cooling] = Yes → D48 [Sources for cooling]</p> <p>OTHERWISE → D66 [Building automation system]</p>


D36	Type of packaged heating	<i>PKGHTTYP</i>
ASK	IF Packaged central unit IN D24 [Heating equipment types] OR Packaged central unit OR Duct furnace IN D25 [Type of furnace] OR Any components given in D30 [Other heating components] & NOT (Packaged central unit IN D24 [Heating equipment types] OR Packaged central unit OR Duct furnace IN D25 [Type of furnace] OR Boiler IN D24 [Heating equipment types] OR District steam or hot water IN D24 [Heating equipment types])	
		[F1]-HELP
 SHOW CARD D6		
Please look at Show Card D6 and tell me if the packaged unit is a factory-assembled unitary packaged unit or a custom built-up unit?		
<ol style="list-style-type: none"> 1 Factory-assembled unitary packaged unit 2 Custom built-up packaged unit 3 IF VOLUNTEERED: Both factory-assembled and custom built-up packaged units 		
NEXT	IF Any type given → D37 [Packaged heating components] IF DK/RF: IF Heat pumps IN D24 [Heating equipment types] → D38 [Heat pump heating system] IF Individual space heaters → D41 [Type of individual heater] OTHERWISE → D43 [Heating ventilation types]	

D37	Packaged heating components	
ASK	IF Any type given in D36 [Type of packaged heating]	
		[F1]-HELP
 SHOW CARD D6		
Looking at the second list on Show Card D6, please tell me which heating components are part of this packaged system.		
◆ ENTER all that apply		
<ol style="list-style-type: none"> 1 Furnace 2 Heat pump 3 Heating coil 4 Powered induction unit (PIU) 5 Duct reheat 		<i>PKGFURN</i> <i>PKGHTP</i> <i>PKGCOIL</i> <i>PKGPIU</i> <i>PKGDUCT</i>
NEXT	IF Heat pumps IN D24 [Heating equipment types] → D38 [Heat pump heating system] IF Individual space heaters → D41 [Type of individual heater] OTHERWISE → D43 [Heating ventilation types]	


D38	Heat pump heating system	<i>see below</i>															
ASK	IF Heat pumps IN D24 [Heating equipment types]																
 SHOW CARD D7		[F1]-HELP															
<p>Please look at the first list on Show Card D7 and tell me which heat pump systems are used for heating in this building.</p> <p>◆ ENTER all that apply</p> <table> <tr> <td>1</td> <td>Packaged unit</td> <td><i>HPHPKG</i></td> </tr> <tr> <td>2</td> <td>Split system (residential-type)</td> <td><i>HPHSPLT</i></td> </tr> <tr> <td>3</td> <td>Individual room heat pump (packaged terminal heat pump or PTHP)</td> <td><i>HPHROOM</i></td> </tr> <tr> <td>4</td> <td>Ductless mini-split system</td> <td><i>HPHMINI</i></td> </tr> <tr> <td>5</td> <td>Variable refrigerant flow (VRF) system</td> <td><i>HPHVRF</i></td> </tr> </table>			1	Packaged unit	<i>HPHPKG</i>	2	Split system (residential-type)	<i>HPHSPLT</i>	3	Individual room heat pump (packaged terminal heat pump or PTHP)	<i>HPHROOM</i>	4	Ductless mini-split system	<i>HPHMINI</i>	5	Variable refrigerant flow (VRF) system	<i>HPHVRF</i>
1	Packaged unit	<i>HPHPKG</i>															
2	Split system (residential-type)	<i>HPHSPLT</i>															
3	Individual room heat pump (packaged terminal heat pump or PTHP)	<i>HPHROOM</i>															
4	Ductless mini-split system	<i>HPHMINI</i>															
5	Variable refrigerant flow (VRF) system	<i>HPHVRF</i>															
NEXT	➔ D39 [Heat pump heating type]																

D39	Heat pump heating type	<i>see below</i>												
ASK	IF Heat pumps IN D24 [Heating equipment types]													
 SHOW CARD D7		[F1]-HELP												
<p>Looking at the second list on Show Card D7, which types of heat pumps are these?</p> <p>◆ ENTER all that apply</p> <table> <tr> <td>1</td> <td>Air source heat pump</td> <td><i>HPHAIR</i></td> </tr> <tr> <td>2</td> <td>Ground source or ground water heat pump (geothermal)</td> <td><i>HPHGRD</i></td> </tr> <tr> <td>3</td> <td>Dual source heat pump (combination air source and geothermal)</td> <td><i>HPHDUAL</i></td> </tr> <tr> <td>4</td> <td>Water loop heat pump</td> <td><i>HPHWTR</i></td> </tr> </table>			1	Air source heat pump	<i>HPHAIR</i>	2	Ground source or ground water heat pump (geothermal)	<i>HPHGRD</i>	3	Dual source heat pump (combination air source and geothermal)	<i>HPHDUAL</i>	4	Water loop heat pump	<i>HPHWTR</i>
1	Air source heat pump	<i>HPHAIR</i>												
2	Ground source or ground water heat pump (geothermal)	<i>HPHGRD</i>												
3	Dual source heat pump (combination air source and geothermal)	<i>HPHDUAL</i>												
4	Water loop heat pump	<i>HPHWTR</i>												
NEXT	<p>IF Air source heat pump & Natural gas OR Bottled gas used for heating ➔ D40 [Heat pump backup] IF Individual space heaters ➔ D41 [Type of individual heater] OTHERWISE: IF Any type except Individual room furnace IN D25 [Type of furnace] OR Water loop, Central air handler, Packaged unit, OR Duct reheat IN D28 [Type of boiler system] OR Water loop, Central air handler, Packaged unit, OR Duct reheat IN D29 [Type of district heat system] OR Any components given in D30 [Other heating components] OR Packaged central unit IN D24 [Heating equipment types] OR Packaged unit OR Split system IN D38 [Heat pump heating system] ➔ D43 [Heating ventilation types] IF More than one heating equipment ➔ D45 [Percent heated by each type] IF Only one equipment, assign it as Main heating equipment, THEN IF Main heating equipment ≠ District steam or hot water & (A30 [Year of construction] < 1990 OR A31 [Year of construction category] ≠ 2000 to 2003 OR 2004 to 2007 OR 2008 to 2012) ➔ D47 [Main heating replaced] OTHERWISE: IF D2 [Cooling] = Yes ➔ D48 [Sources for cooling] OTHERWISE ➔ D66 [Building automation system]</p>													


D40	Heat pump backup	<i>HPHBKUP</i>
ASK	IF D39 [Heat pump heating type] = Air source heat pump & Natural gas OR Bottled gas used for heating	
FILL	<p>{NatGasBotGas} IF Natural gas but not bottled gas for heating = "natural gas" IF Bottled gas but not natural gas for heating = "bottled gas" IF Both natural gas and bottled gas for heating = "natural gas or bottled gas" { NatGasBotGasList} IF Natural gas but not bottled gas for heating = "Natural gas" IF Bottled gas but not natural gas for heating = "Bottled gas" IF Both natural gas and bottled gas for heating = "Natural gas or bottled gas"</p>	
<p>Does the air source heat pump have electric resistance backup, is it a dual fuel heat pump with {NatGasBotGas} backup, or is there no backup source for the heat pump?</p> <p>◆ DEF: [Air source heat pumps do not operate efficiently when outside temperatures are sub-freezing for extended periods of time. An air source heat pump may use electric resistance coils to provide supplemental heat. Other air source heat pumps may use a natural gas or bottled gas furnace that operates at colder temperatures (these are also known as duel fuel heat pumps)]</p> <p>1 Electric resistance backup 2 {NatGasBotGasList} backup (dual fuel) 3 No backup source</p>		
NEXT	IF Individual space heaters → D41 [Type of individual heater] OTHERWISE: IF Any type except Individual room furnace IN D25 [Type of furnace] OR Water loop, Central air handler, Packaged unit, OR Duct reheat IN D28 [Type of boiler system] OR Water loop, Central air handler, Packaged unit, OR Duct reheat IN D29 [Type of district heat system] OR Any components given in D30 [Other heating components] OR Packaged central unit IN D24 [Heating equipment types] OR Packaged unit OR Split system IN D38 [Heat pump heating system] → D43 [Heating ventilation types] IF More than one heating equipment → D45 [Percent heated by each type] IF Only one equipment, assign it as Main heating equipment, THEN IF Main heating equipment ≠ District steam or hot water & (A30 [Year of construction] < 1990 OR A31 [Year of construction category] ≠ 2000 to 2003 OR 2004 to 2007 OR 2008 to 2012) → D47 [Main heating replaced] OTHERWISE: IF D2 [Cooling] = Yes → D48 [Sources for cooling] OTHERWISE → D66 [Building automation system]	

D41	Type of individual heater																					
ASK	IF Individual space heaters IN D24 [Heating equipment types]																					
[F1]-HELP																						
 SHOW CARD D8																						
<p>Looking at Show Card D8, please tell me the type or types of individual heaters used in the building.</p> <p>◆ ENTER all that apply</p> <table style="width: 100%; border-collapse: collapse;"> <tr> <td style="width: 10px;">1</td> <td style="width: 70%;">Infrared radiant heater (permanent)</td> <td style="width: 20%; text-align: right;"><i>SHRDNT</i></td> </tr> <tr> <td>2</td> <td>Baseboard heater (permanent)</td> <td style="text-align: right;"><i>SHBBRD</i></td> </tr> <tr> <td>3</td> <td>Portable space heater</td> <td style="text-align: right;"><i>SHPORT</i></td> </tr> <tr> <td>4</td> <td>Wall heater</td> <td style="text-align: right;"><i>SHWALL</i></td> </tr> <tr> <td>5</td> <td>Individual furnace</td> <td style="text-align: right;"><i>SHFURN</i></td> </tr> <tr> <td>6</td> <td>Unit heater</td> <td style="text-align: right;"><i>SHUNIT</i></td> </tr> <tr> <td>7</td> <td>Heating element in package terminal air conditioner (PTAC)</td> <td style="text-align: right;"><i>SHPTAC</i></td> </tr> </table>		1	Infrared radiant heater (permanent)	<i>SHRDNT</i>	2	Baseboard heater (permanent)	<i>SHBBRD</i>	3	Portable space heater	<i>SHPORT</i>	4	Wall heater	<i>SHWALL</i>	5	Individual furnace	<i>SHFURN</i>	6	Unit heater	<i>SHUNIT</i>	7	Heating element in package terminal air conditioner (PTAC)	<i>SHPTAC</i>
1	Infrared radiant heater (permanent)	<i>SHRDNT</i>																				
2	Baseboard heater (permanent)	<i>SHBBRD</i>																				
3	Portable space heater	<i>SHPORT</i>																				
4	Wall heater	<i>SHWALL</i>																				
5	Individual furnace	<i>SHFURN</i>																				
6	Unit heater	<i>SHUNIT</i>																				
7	Heating element in package terminal air conditioner (PTAC)	<i>SHPTAC</i>																				
NEXT	<p>IF Any type except Individual room furnace IN D25 [Type of furnace] OR Water loop, Central air handler, Packaged unit, OR Duct reheat IN D28 [Type of boiler system] OR Water loop, Central air handler, Packaged unit, OR Duct reheat IN D29 [Type of district heat system] OR Any components given in D30 [Other heating components] OR Packaged central unit IN D24 [Heating equipment types] OR Packaged unit OR Split system IN D38 [Heat pump heating system] ➔ D43 [Heating ventilation types]</p> <p>IF More than one heating equipment ➔ D45 [Percent heated by each type]</p> <p>IF Only one equipment, assign it as Main heating equipment, THEN IF Main heating equipment ≠ District steam or hot water & (A30 [Year of construction] < 1990 OR A31 [Year of construction category] ≠ 2000 to 2003 OR 2004 to 2007 OR 2008 to 2012) ➔ D47 [Main heating replaced]</p> <p>OTHERWISE: IF D2 [Cooling] = Yes ➔ D48 [Sources for cooling] OTHERWISE ➔ D66 [Building automation system]</p>																					

D42	Explain sources for heating
ASK	IF ONLY Boiler, Furnace, OR District heat as heating equipment but more than one energy source used for heating
FILL	<p>{HeatEquip} IF Boilers = "boiler" IF Furnace = "furnace" IF District heat = "district heating system" {HeatSources} = list of the energy sources given for heating</p>
<p>I've recorded just one type of heating equipment - a {HeatEquip} - but more than one energy source – {HeatSources} - for heating. For clarification, will you please briefly explain how these sources are used for operating the {HeatEquip}.</p> <p>◆ RECORD in open box</p>	
NEXT	<p>IF Any type except Individual room furnace IN D25 [Type of furnace] OR Water loop, Central air handler, Packaged unit, OR Duct reheat IN D28 [Type of boiler system] OR Water loop, Central air handler, Packaged unit, OR Duct reheat IN D29 [Type of district heat system] OR Any components given in D30 [Other heating components] OR Packaged central unit IN D24 [Heating equipment types] OR Packaged unit OR Split system IN D38 [Heat pump heating system] → D43 [Heating ventilation types] OTHERWISE: IF More than one heating equipment → D45 [Percent heated by each type] IF Only one equipment, assign it as Main heating equipment, THEN IF Main heating equipment ≠ District steam or hot water & (A30 [Year of construction] < 1990 OR A31 [Year of construction category] ≠ 2000 to 2003 OR 2004 to 2007 OR 2008 to 2012) → D47 [Main heating replaced] OTHERWISE: IF D2 [Cooling] = Yes → D48 [Sources for cooling] OTHERWISE → D66 [Building automation system]</p>

D43	Heating ventilation types												
ASK	<p>IF Any type except Individual room furnace IN D25 [Type of furnace] OR Water loop, Central air handler, Packaged unit, OR Duct reheat IN D28 [Type of boiler system] OR Water loop, Central air handler, Packaged unit, OR Duct reheat IN D29 [Type of district heat system] OR Any components given in D30 [Other heating components] OR Packaged central unit IN D24 [Heating equipment types] OR Packaged unit OR Split system IN D38 [Heat pump heating system]</p>												
[F1]-HELP													
 SHOW CARD D9													
<p>Show Card D9 provides a list of mechanical ventilation equipment types. Please tell me which types are used with the heating system.</p> <ul style="list-style-type: none"> ◆ PROBE for any others ◆ ENTER all that apply <table style="width: 100%; border: none;"> <tr> <td style="width: 80%;">1 Central air handling unit(s) with constant air volume (CAV) control</td> <td style="text-align: right;"><i>HTVCAV</i></td> </tr> <tr> <td>2 Central air handling unit(s) with variable air volume (VAV) control</td> <td style="text-align: right;"><i>HTVVAV</i></td> </tr> <tr> <td>3 Underfloor air distribution</td> <td style="text-align: right;"><i>HTVFLR</i></td> </tr> <tr> <td>4 Dedicated outside air system (DOAS)</td> <td style="text-align: right;"><i>HTVOAS</i></td> </tr> <tr> <td>5 Demand controlled ventilation</td> <td style="text-align: right;"><i>HTVDEM</i></td> </tr> <tr> <td>6 None of these types</td> <td style="text-align: right;"><i>HTVNON</i></td> </tr> </table>		1 Central air handling unit(s) with constant air volume (CAV) control	<i>HTVCAV</i>	2 Central air handling unit(s) with variable air volume (VAV) control	<i>HTVVAV</i>	3 Underfloor air distribution	<i>HTVFLR</i>	4 Dedicated outside air system (DOAS)	<i>HTVOAS</i>	5 Demand controlled ventilation	<i>HTVDEM</i>	6 None of these types	<i>HTVNON</i>
1 Central air handling unit(s) with constant air volume (CAV) control	<i>HTVCAV</i>												
2 Central air handling unit(s) with variable air volume (VAV) control	<i>HTVVAV</i>												
3 Underfloor air distribution	<i>HTVFLR</i>												
4 Dedicated outside air system (DOAS)	<i>HTVOAS</i>												
5 Demand controlled ventilation	<i>HTVDEM</i>												
6 None of these types	<i>HTVNON</i>												
NEXT	<p>IF None of these types → D44 [Heating ventilation specify] OTHERWISE: IF More than one heating equipment → D45 [Percent heated by each type] IF Only one equipment, assign it as Main heating equipment, THEN IF Main heating equipment ≠ District steam or hot water & (A30 [Year of construction] < 1990 OR A31 [Year of construction category] ≠ 2000 to 2003 OR 2004 to 2007 OR 2008 to 2012) → D47 [Main heating replaced] OTHERWISE: IF D2 [Cooling] = Yes → D48 [Sources for cooling] OTHERWISE → D66 [Building automation system]</p>												

D44	Heating ventilation specify
ASK	IF D43 [Heating ventilation types] = None of these types
<p>Please describe the ventilation system that is used with the heating system.</p> <ul style="list-style-type: none"> ◆ RECORD in open box 	
NEXT	<p>IF More than one heating equipment → D45 [Percent heated by each type] IF Only one equipment, assign it as Main heating equipment, THEN IF Main heating equipment ≠ District steam or hot water & (A30 [Year of construction] < 1990 OR A31 [Year of construction category] ≠ 2000 to 2003 OR 2004 to 2007 OR 2008 to 2012) → D47 [Main heating replaced] OTHERWISE: IF D2 [Cooling] = Yes → D48 [Sources for cooling] OTHERWISE → D66 [Building automation system]</p>

D45	Percent heated by each type <i>FURNP, PKGHP, BOILP, STHWP, HTPHP, SLFCNP, OTHTP</i>
ASK	For each equipment type given in D24 [Heating equipment types]
FILL	<p>{Introduction} IF First equipment = "The next questions are about the percent of floorspace heated by the equipment you just mentioned. Please keep in mind:" OTHERWISE = BLANK</p> <p>{Explanation} IF First equipment and D22 [Percent heated] \neq 100 = "We are talking only about the <u>heated portion</u> of the floorspace, so these percents must add up to at least 100, but since more than one type of equipment can heat the same area, it is also possible for them to add up to <u>more</u> than 100." IF First equipment and D22 [Percent heated] = 100 = "These percents must add up to at least 100, but since more than one type of equipment can heat the same area, it is also possible for them to add up to <u>more</u> than 100." OTHERWISE = BLANK</p> <p>{Equipment} IF Furnaces that heat air directly IN D24 [Heating equipment types] = "furnace" IF Packaged heating units IN D24 [Heating equipment types] = "packaged heating" IF Boilers inside the building IN D24 [Heating equipment types] = "boiler" IF District steam or hot water IN D24 [Heating equipment types] = "district steam or hot water" IF Heat pumps IN D24 [Heating equipment types] = "heat pump" IF Individual space heaters IN D24 [Heating equipment types] = "space heater" IF Other heating equipment IN D24 [Heating equipment types] = "other heating equipment"</p>
<p> SHOW CARD D10</p> <p>{Introduction}</p> <p>{Explanation}</p> <p>Please look at Show Card D10. What percent of the heated area in this building is served by the {Equipment}?</p> <p>◆ PROBE for estimate if DK</p>	
RANGE	0 to 100
NEXT	<p>IF There are equal maximum percents OR DK/RF → D46 [Main heating equipment] IF There is an equipment with a maximum percent, assign that equipment as the Main heating equipment [MAINHT]. THEN: IF Main heating equipment \neq District steam or hot water & (A30 [Year of construction] < 1990 OR A31 [Year of construction category] \neq 2000 to 2003 OR 2004 to 2007 OR 2008 to 2012) → D47 [Main heating replaced] OTHERWISE: IF D2 [Cooling] = Yes → D48 [Sources for cooling] OTHERWISE → D66 [Building automation system]</p>


D46	Main heating equipment	<i>MNHTEQ</i>
ASK	IF D45 [Percent heated by each type] has equal maximum percents OR DK/RF	
FILL	{EquipmentList} = List of the equipments with equal maximum percents {Furnace} – {Other heating equipment} = Each equipment with an equal maximum percent appears on this list; otherwise the line is blank	
<p>Which do you consider to be your main heating equipment – {EquipmentList} ?</p> <p>◆ Only equipment types with equal percentages are shown here</p> <ol style="list-style-type: none"> 1 {Furnace} 2 {Packaged heating} 3 {Boiler} 4 {District steam or hot water} 5 {Heat pump} 6 {Space heater} 7 {Other heating equipment} 		
NEXT	IF Main equipment NOT (District steam or hot water OR DK/RF) & (A30 [Year of construction] < 1990 OR A31 [Year of construction category] ≠ 2000 to 2003 OR 2004 to 2007 OR 2008 to 2012) → D47 [Main heating replaced] OTHERWISE: IF D2 [Cooling] = Yes → D48 [Sources for cooling] OTHERWISE → D66 [Building automation system]	


D47	Main heating replaced	<i>NWMNHT</i>
ASK	IF Main heating equipment known & NOT District steam or hot water & (A30 [Year of construction] < 1990 OR A31 [Year of construction category] ≠ 2000 to 2003 OR 2004 to 2007 OR 2008 to 2012)	
FILL	{MainHeatEquip} IF Main heating equipment = Furnace = "Has the furnace" IF Main heating equipment = Boiler = "Has the boiler" IF Main heating equipment = Packaged heating = "Has the packaged heating unit" IF Main heating equipment = Individual space heater = "Have any of the individual space heaters" IF Main heating equipment = Heat pump = "Has the heat pump" IF Main heating equipment = Other = "Has the other type of heating equipment"	
<p>{MainHeatEquip} been replaced since 1990?</p> <p>◆ EXP: [If there is more than one of this equipment type and at least one has been replaced, answer "Yes."]</p> <ol style="list-style-type: none"> 1 Yes 2 No 		
NEXT	IF D2 [Cooling] = Yes → D48 [Sources for cooling] OTHERWISE → D66 [Building automation system]	


D48	Sources for cooling	<i>see below</i>																																	
ASK	IF D2 [Cooling] = Yes																																		
FILL	<p>{CoolSourcesList} = List of all possible air conditioning energy sources used {Electricity} – {Other3} = If a source is used, it appears in this list; if not, the line is blank {FuelOilType} = Type or types specified in D10 [Fuel oil, diesel, or kerosene] {Other1} – {Other3} = Sources specified in D12 [Other energy source 1] – D14 [Other energy source 3]</p>																																		
<p>Which energy sources were used for air conditioning? ({CoolSourcesList})</p> <ul style="list-style-type: none"> ◆ Only sources already selected are shown here ◆ PROBE for any others ◆ ENTER all that apply <table style="width: 100%; border-collapse: collapse;"> <tr> <td style="width: 10%;">11</td> <td style="width: 70%;">{Electricity}</td> <td style="width: 20%; text-align: right;"><i>ELCOOL</i></td> </tr> <tr> <td>12</td> <td>{Natural gas}</td> <td style="text-align: right;"><i>NGCOOL</i></td> </tr> <tr> <td>13</td> <td>{FuelOilType}</td> <td style="text-align: right;"><i>FKCOOL</i></td> </tr> <tr> <td>14</td> <td>{Bottled gas}</td> <td style="text-align: right;"><i>PRCOOL</i></td> </tr> <tr> <td>15</td> <td>{District steam}</td> <td style="text-align: right;"><i>STCOOL</i></td> </tr> <tr> <td>16</td> <td>{District hot water}</td> <td style="text-align: right;"><i>HWCOOL</i></td> </tr> <tr> <td>17</td> <td>{District chilled water}</td> <td style="text-align: right;"><i>CWCOOL</i></td> </tr> <tr> <td>21</td> <td>{Other1}</td> <td style="text-align: right;"><i>OTCOOL</i></td> </tr> <tr> <td>22</td> <td>{Other2}</td> <td style="text-align: right;"><i>OTCOOL</i></td> </tr> <tr> <td>23</td> <td>{Other3}</td> <td style="text-align: right;"><i>OTCOOL</i></td> </tr> <tr> <td>24</td> <td>Some other energy source</td> <td></td> </tr> </table>			11	{Electricity}	<i>ELCOOL</i>	12	{Natural gas}	<i>NGCOOL</i>	13	{FuelOilType}	<i>FKCOOL</i>	14	{Bottled gas}	<i>PRCOOL</i>	15	{District steam}	<i>STCOOL</i>	16	{District hot water}	<i>HWCOOL</i>	17	{District chilled water}	<i>CWCOOL</i>	21	{Other1}	<i>OTCOOL</i>	22	{Other2}	<i>OTCOOL</i>	23	{Other3}	<i>OTCOOL</i>	24	Some other energy source	
11	{Electricity}	<i>ELCOOL</i>																																	
12	{Natural gas}	<i>NGCOOL</i>																																	
13	{FuelOilType}	<i>FKCOOL</i>																																	
14	{Bottled gas}	<i>PRCOOL</i>																																	
15	{District steam}	<i>STCOOL</i>																																	
16	{District hot water}	<i>HWCOOL</i>																																	
17	{District chilled water}	<i>CWCOOL</i>																																	
21	{Other1}	<i>OTCOOL</i>																																	
22	{Other2}	<i>OTCOOL</i>																																	
23	{Other3}	<i>OTCOOL</i>																																	
24	Some other energy source																																		
NEXT	IF Some other energy source selected → D49 [Other source for cooling] OTHERWISE → D50 [Percent cooled]																																		

D49	Other source for cooling	<i>see below</i>																								
ASK	IF Some other energy source IN D48 [Sources for cooling]																									
<p>What was the other energy source used for air conditioning?</p> <table style="width: 100%; border-collapse: collapse;"> <tr> <td style="width: 10%;">11</td> <td style="width: 70%;">Electricity</td> <td style="width: 20%; text-align: right;"><i>ELCOOL</i></td> </tr> <tr> <td>12</td> <td>Natural gas</td> <td style="text-align: right;"><i>NGCOOL</i></td> </tr> <tr> <td>13</td> <td>Fuel oil/Diesel/Kerosene</td> <td style="text-align: right;"><i>FKCOOL</i></td> </tr> <tr> <td>14</td> <td>Bottled gas</td> <td style="text-align: right;"><i>PRCOOL</i></td> </tr> <tr> <td>15</td> <td>District steam</td> <td style="text-align: right;"><i>STCOOL</i></td> </tr> <tr> <td>16</td> <td>District hot water</td> <td style="text-align: right;"><i>HWCOOL</i></td> </tr> <tr> <td>17</td> <td>District chilled water</td> <td style="text-align: right;"><i>CWCOOL</i></td> </tr> <tr> <td>24</td> <td>Some other energy source</td> <td style="text-align: right;"><i>OTCOOL</i></td> </tr> </table>			11	Electricity	<i>ELCOOL</i>	12	Natural gas	<i>NGCOOL</i>	13	Fuel oil/Diesel/Kerosene	<i>FKCOOL</i>	14	Bottled gas	<i>PRCOOL</i>	15	District steam	<i>STCOOL</i>	16	District hot water	<i>HWCOOL</i>	17	District chilled water	<i>CWCOOL</i>	24	Some other energy source	<i>OTCOOL</i>
11	Electricity	<i>ELCOOL</i>																								
12	Natural gas	<i>NGCOOL</i>																								
13	Fuel oil/Diesel/Kerosene	<i>FKCOOL</i>																								
14	Bottled gas	<i>PRCOOL</i>																								
15	District steam	<i>STCOOL</i>																								
16	District hot water	<i>HWCOOL</i>																								
17	District chilled water	<i>CWCOOL</i>																								
24	Some other energy source	<i>OTCOOL</i>																								
NEXT	→ D50 [Percent cooled]																									


D50	Percent cooled	<i>COOLP</i>
ASK	IF D1 [Cooling] = Yes	
FILL	{SqFtn} IF A6 [Square footage] known = A6 [Square footage] IF A6 [Square footage] = DK/RF = "floorspace"	
		[F1]-HELP
	What percent of the {SqFt} in this building was cooled by air conditioning equipment during 2012? ◆ If cooled square footage is known, but not the percent, RECORD square footage in comments, then code DK ◆ PROBE for estimate if DK	
RANGE	0 to 100	
NEXT	IF 1-100, DK/RF → D51 [Cooling equipment types] IF Zero: IF More than just Individual space heaters IN D24 [Heating equipment types] → D74 [Regular HVAC maintenance] IF D3 [Water heating] = Yes → D75 [Sources for water heating] IF D4 [Cooking] = Yes → D80 [Sources for cooking] IF D6 [Manufacturing] = Yes → D82 [Sources for manufacturing] IF D8 [Electricity generation capability] = Yes → D84 [Energy for generation] OTHERWISE → D90 [Any other sources]	


D51	Cooling equipment types	<i>see below</i>																
ASK	IF D50 [Percent cooled] = 1 to 100 OR DK/RF																	
 SHOW CARD D11		[F1]-HELP																
<p>Looking at the list of cooling equipment types on Show Card D11, please tell me which types are used in this building.</p> <ul style="list-style-type: none"> ◆ PROBE for any others ◆ ENTER all that apply <table border="0"> <tr> <td>1 Residential-type central air conditioners, other than heat pumps, that cool air directly and circulate it without using chilled water</td> <td><i>RCAC</i></td> </tr> <tr> <td>2 Packaged air conditioning units, other than heat pumps</td> <td><i>PKGCL</i></td> </tr> <tr> <td>3 Central chillers inside (or adjacent to) the building that chill water for air conditioning</td> <td><i>CHILLR</i></td> </tr> <tr> <td>4 District chilled water piped in from outside the building</td> <td><i>CHWT</i></td> </tr> <tr> <td>5 Heat pumps for cooling</td> <td><i>HTPMPC</i></td> </tr> <tr> <td>6 Individual room air conditioners, other than heat pumps</td> <td><i>ACWNWL</i></td> </tr> <tr> <td>7 "Swamp" coolers or evaporative coolers</td> <td><i>EVAPCL</i></td> </tr> <tr> <td>8 Other cooling equipment</td> <td><i>OTCLEQ</i></td> </tr> </table>			1 Residential-type central air conditioners, other than heat pumps, that cool air directly and circulate it without using chilled water	<i>RCAC</i>	2 Packaged air conditioning units, other than heat pumps	<i>PKGCL</i>	3 Central chillers inside (or adjacent to) the building that chill water for air conditioning	<i>CHILLR</i>	4 District chilled water piped in from outside the building	<i>CHWT</i>	5 Heat pumps for cooling	<i>HTPMPC</i>	6 Individual room air conditioners, other than heat pumps	<i>ACWNWL</i>	7 "Swamp" coolers or evaporative coolers	<i>EVAPCL</i>	8 Other cooling equipment	<i>OTCLEQ</i>
1 Residential-type central air conditioners, other than heat pumps, that cool air directly and circulate it without using chilled water	<i>RCAC</i>																	
2 Packaged air conditioning units, other than heat pumps	<i>PKGCL</i>																	
3 Central chillers inside (or adjacent to) the building that chill water for air conditioning	<i>CHILLR</i>																	
4 District chilled water piped in from outside the building	<i>CHWT</i>																	
5 Heat pumps for cooling	<i>HTPMPC</i>																	
6 Individual room air conditioners, other than heat pumps	<i>ACWNWL</i>																	
7 "Swamp" coolers or evaporative coolers	<i>EVAPCL</i>																	
8 Other cooling equipment	<i>OTCLEQ</i>																	
NEXT	<p>IF Packaged air conditioning units → D52 [Type of packaged cooling] IF Central chillers → D53 [Type of chiller] IF District chilled water → D56 [Type of district chilled water system] IF Heat pumps for cooling AND NOT Heat pumps for heating → D57 [Heat pump cooling system] IF Other cooling equipment → D59 [Other cool specify] IF DK/RF → D66 [Building automation system] OTHERWISE: IF Any source(s) other than electricity or chilled water reported in D48 [Sources for cooling] OR D49 [Other source for cooling] → D60 [Cool source explanation] IF Residential-type central air & D1 [Heating] = Yes & D43 [Heating ventilation types] ≠ DK/RF → D61 [Cooling ventilation same as heating] IF Residential-type central air & (D1 [Heating] ≠ Yes OR D43 [Heating ventilation types] =DK/RF) → D62 [Cooling ventilation types] OTHERWISE: IF More than one selected → D63 [Percent cooled by each type] IF Only one selected, assign as Main cooling equipment. THEN: IF (A30 [Year of construction] < 1990 OR A31 [Year of construction category] ≠ 2000 to 2003 OR 2004 to 2007 OR 2008 to 2012) → D65 [Main cooling replaced] OTHERWISE → D66 [Building automation system]</p>																	


D52	Type of packaged cooling	<i>PKGCLTYP</i>
ASK	<p>IF Packaged central unit IN D24 [Heating equipment types] OR Packaged central unit OR Duct furnace IN D25 [Type of furnace] OR Any components given in D30 [Other heating components] & NOT(Packaged central unit IN D24 [Heating equipment types] OR Packaged central unit OR Duct furnace IN D25 [Type of furnace] OR Boiler IN D24 [Heating equipment types] OR District steam or hot water IN D24 [Heating equipment types])</p>	
<p> SHOW CARD D6</p> <p>Please look at Show Card D6 and tell me if the packaged unit for cooling is a factory-assembled unitary packaged unit or a custom built-up unit?</p> <ol style="list-style-type: none"> 1 Factory-assembled unitary packaged unit 2 Custom built-up packaged unit 3 IF VOLUNTEERED: Both factory-assembled and custom built-up packaged units 		[F1]-HELP
NEXT	<p>IF Central chillers → D53 [Type of chiller] IF District chilled water → D56 [Type of district chilled water system] IF Heat pumps for cooling AND NOT Heat pumps for heating → D57 [Heat pump cooling system] IF Other cooling equipment → D59 [Other cool specify] OTHERWISE: IF Any source(s) other than electricity or chilled water reported in D48 [Sources for cooling] OR D49 [Other source for cooling] → D60 [Cool source explanation] OTHERWISE: IF D1 [Heating] = Yes & D43 [Heating ventilation types] ≠ DK/RF → D61 [Cooling ventilation same as heating] IF D1 [Heating] ≠ Yes OR D43 [Heating ventilation types] =DK/RF → D62 [Cooling ventilation types]</p>	


D53	Type of chiller	<i>see below</i>						
ASK	IF Central chillers IN D51 [Cooling equipment types]							
		[F1]-HELP						
 SHOW CARD D12								
<p>Please look at Show Card D12 and tell me whether the chiller is air-cooled, water cooled, or an absorption chiller?</p> <p>◆ ENTER all that apply</p> <table> <tr> <td>1 Air-cooled</td> <td><i>CHLAIRCL</i></td> </tr> <tr> <td>2 Water cooled</td> <td><i>CHLWTRCL</i></td> </tr> <tr> <td>3 Absorption</td> <td><i>CHLABSRP</i></td> </tr> </table>			1 Air-cooled	<i>CHLAIRCL</i>	2 Water cooled	<i>CHLWTRCL</i>	3 Absorption	<i>CHLABSRP</i>
1 Air-cooled	<i>CHLAIRCL</i>							
2 Water cooled	<i>CHLWTRCL</i>							
3 Absorption	<i>CHLABSRP</i>							
NEXT	IF Absorption → D54 [Heater chiller] OTHERWISE → D55 [Type of chiller system]							

D54	Heater chiller	<i>HTRCHLR</i>
ASK	IF Absorption IN D53 [Type of chiller]	
<p>A “heater chiller” is a type of absorption chiller can produce both chilled and hot water and can provide both cooling and heating. Does this absorption chiller have this capability?</p> <p>1 Yes 2 No</p>		
NEXT	→ D55 [Type of chiller system]	

D55	Type of chiller system	<i>see below</i>														
ASK	IF Central chillers IN D51 [Cooling equipment types]															
<p style="text-align: right;">[F1]-HELP</p> <p> SHOW CARD D13</p> <p>Please look at Show Card D13 and tell me which system or systems are used for distributing the water from the chiller.</p> <p>◆ ENTER all that apply</p> <table border="0" style="width: 100%;"> <tr> <td style="width: 100px;">1 Central air handler (hydronic coils)</td> <td style="text-align: right;"><i>CHLAIR</i></td> </tr> <tr> <td>2 Fan coil units in rooms (or areas)</td> <td style="text-align: right;"><i>CHLFNCL</i></td> </tr> <tr> <td>3 Induction units</td> <td style="text-align: right;"><i>CHLINDC</i></td> </tr> <tr> <td>4 Water loop heat pump</td> <td style="text-align: right;"><i>CHLWATR</i></td> </tr> <tr> <td>5 Chilled beam</td> <td style="text-align: right;"><i>CHLBEAM</i></td> </tr> <tr> <td>6 Packaged unit (hydronic coils)</td> <td style="text-align: right;"><i>CHLPKG</i></td> </tr> <tr> <td>7 Duct reheat</td> <td style="text-align: right;"><i>CHLDUCT</i></td> </tr> </table>			1 Central air handler (hydronic coils)	<i>CHLAIR</i>	2 Fan coil units in rooms (or areas)	<i>CHLFNCL</i>	3 Induction units	<i>CHLINDC</i>	4 Water loop heat pump	<i>CHLWATR</i>	5 Chilled beam	<i>CHLBEAM</i>	6 Packaged unit (hydronic coils)	<i>CHLPKG</i>	7 Duct reheat	<i>CHLDUCT</i>
1 Central air handler (hydronic coils)	<i>CHLAIR</i>															
2 Fan coil units in rooms (or areas)	<i>CHLFNCL</i>															
3 Induction units	<i>CHLINDC</i>															
4 Water loop heat pump	<i>CHLWATR</i>															
5 Chilled beam	<i>CHLBEAM</i>															
6 Packaged unit (hydronic coils)	<i>CHLPKG</i>															
7 Duct reheat	<i>CHLDUCT</i>															
NEXT	<p>IF District chilled water → D56 [Type of district chilled water system] IF Heat pumps for cooling AND NOT Heat pumps for heating → D57 [Heat pump cooling system] IF Other cooling equipment → D59 [Other cool specify] OTHERWISE: IF Any source(s) other than electricity or chilled water reported in D48 [Sources for cooling] OR D49 [Other source for cooling] → D60 [Cool source explanation] IF D1 [Heating] = Yes & D43 [Heating ventilation types] ≠ DK/RF & Residential-type central air IN D51 [Cooling equipment types] OR Packaged unit IN D51 [Cooling equipment types] OR Water loop, Central air handler, Packaged unit, OR Duct reheat IN D55 [Type of chiller system] OR Water loop, Central air handler, Packaged unit, OR Duct reheat IN D56 [Type of district chilled water system] OR Packaged unit OR Split system IN D57 [Heat pump cooling system] → D61 [Cooling ventilation same as heating] IF D1 [Heating] ≠ Yes OR D43 [Heating ventilation types] = DK/RF & Residential-type central air IN D51 [Cooling equipment types] OR Packaged unit IN D51 [Cooling equipment types] OR Water loop, Central air handler, Packaged unit, OR Duct reheat IN D55 [Type of chiller system] OR Water loop, Central air handler, Packaged unit, OR Duct reheat IN D56 [Type of district chilled water system] OR Packaged unit OR Split system IN D57 [Heat pump cooling system] → D62 [Cooling ventilation types] OTHERWISE: IF More than one selected → D63 [Percent cooled by each type] IF Only one selected, assign as Main cooling equipment. THEN: IF (Main equipment NOT District chilled water OR DK/RF) & (Main cooling equipment NOT Packaged cooling if the Main heating equipment was Packaged heating) & (Main cooling equipment NOT Heat pump if the main heating equipment was Heat pump) & (A30 [Year of construction] < 1990 OR A31 [Year of construction category] ≠ 2000 to 2003 OR 2004 to 2007 OR 2008 to 2012) → D65 [Main cooling replaced] OTHERWISE → D66 [Building automation system]</p>															

D56	Type of district chilled water system	<i>see below</i>														
ASK	IF District chilled water IN D51 [Cooling equipment types]															
<p style="text-align: right;">[F1]-HELP</p> <p> SHOW CARD D13</p> <p>Please look at Show Card D13 and tell me which system or systems are used for distributing the district chilled water.</p> <p>◆ ENTER all that apply</p> <table border="0" style="width: 100%;"> <tr> <td style="width: 50%;">1 Central air handler (hydronic coils)</td> <td style="width: 50%; text-align: right;"><i>DCWAIR</i></td> </tr> <tr> <td>2 Fan coil units in rooms (or areas)</td> <td style="text-align: right;"><i>DCWFNCL</i></td> </tr> <tr> <td>3 Induction units</td> <td style="text-align: right;"><i>DCWINDC</i></td> </tr> <tr> <td>4 Water loop heat pump</td> <td style="text-align: right;"><i>DCWWATR</i></td> </tr> <tr> <td>5 Chilled beam</td> <td style="text-align: right;"><i>DCWBEAM</i></td> </tr> <tr> <td>6 Packaged unit (hydronic coils)</td> <td style="text-align: right;"><i>DCWPKG</i></td> </tr> <tr> <td>7 Duct reheat</td> <td style="text-align: right;"><i>DCWDUCT</i></td> </tr> </table>			1 Central air handler (hydronic coils)	<i>DCWAIR</i>	2 Fan coil units in rooms (or areas)	<i>DCWFNCL</i>	3 Induction units	<i>DCWINDC</i>	4 Water loop heat pump	<i>DCWWATR</i>	5 Chilled beam	<i>DCWBEAM</i>	6 Packaged unit (hydronic coils)	<i>DCWPKG</i>	7 Duct reheat	<i>DCWDUCT</i>
1 Central air handler (hydronic coils)	<i>DCWAIR</i>															
2 Fan coil units in rooms (or areas)	<i>DCWFNCL</i>															
3 Induction units	<i>DCWINDC</i>															
4 Water loop heat pump	<i>DCWWATR</i>															
5 Chilled beam	<i>DCWBEAM</i>															
6 Packaged unit (hydronic coils)	<i>DCWPKG</i>															
7 Duct reheat	<i>DCWDUCT</i>															
NEXT	<p>IF Heat pumps for cooling AND NOT Heat pumps for heating → D57 [Heat pump cooling system] IF Other cooling equipment → D59 [Other cool specify] OTHERWISE: IF Any source(s) other than electricity or chilled water reported in D48 [Sources for cooling] OR D49 [Other source for cooling] → D60 [Cool source explanation] IF D1 [Heating] = Yes & D43 [Heating ventilation types] ≠ DK/RF & Residential-type central air IN D51 [Cooling equipment types] OR Packaged unit IN D51 [Cooling equipment types] OR Water loop, Central air handler, Packaged unit, OR Duct reheat IN D55 [Type of chiller system] OR Water loop, Central air handler, Packaged unit, OR Duct reheat IN D56 [Type of district chilled water system] OR Packaged unit OR Split system IN D57 [Heat pump cooling system] → D61 [Cooling ventilation same as heating] IF D1 [Heating] ≠ Yes OR D43 [Heating ventilation types] = DK/RF & Residential-type central air IN D51 [Cooling equipment types] OR Packaged unit IN D51 [Cooling equipment types] OR Water loop, Central air handler, Packaged unit, OR Duct reheat IN D55 [Type of chiller system] OR Water loop, Central air handler, Packaged unit, OR Duct reheat IN D56 [Type of district chilled water system] OR Packaged unit OR Split system IN D57 [Heat pump cooling system] → D62 [Cooling ventilation types] OTHERWISE: IF More than one selected → D63 [Percent cooled by each type] IF Only one selected, assign as Main cooling equipment. THEN: IF (Main equipment NOT District chilled water OR DK/RF) & (Main cooling equipment NOT Packaged cooling if the Main heating equipment was Packaged heating) & (Main cooling equipment NOT Heat pump if the main heating equipment was Heat pump) & (A30 [Year of construction] < 1990 OR A31 [Year of construction category] ≠ 2000 to 2003 OR 2004 to 2007 OR 2008 to 2012) → D65 [Main cooling replaced] OTHERWISE → D66 [Building automation system]</p>															


D57	Heat pump cooling system	<i>see below</i>															
ASK	IF Heat pumps IN D51 [Cooling equipment types] & Heat pumps NOT IN D24 [Heating equipment types]																
 SHOW CARD D7		[F1]-HELP															
<p>Please look at the first list on Show Card D7 and tell me which heat pump systems are used for cooling in this building.</p> <p>◆ ENTER all that apply</p> <table> <tr> <td>1</td> <td>Packaged unit</td> <td><i>HPCPKG</i></td> </tr> <tr> <td>2</td> <td>Split system (residential-type)</td> <td><i>HPCSPLT</i></td> </tr> <tr> <td>3</td> <td>Individual room heat pump (packaged terminal heat pump or PTHP)</td> <td><i>HPCROOM</i></td> </tr> <tr> <td>4</td> <td>Ductless mini-split system</td> <td><i>HPCMINI</i></td> </tr> <tr> <td>5</td> <td>Variable refrigerant flow (VRF) system</td> <td><i>HPCVRF</i></td> </tr> </table>			1	Packaged unit	<i>HPCPKG</i>	2	Split system (residential-type)	<i>HPCSPLT</i>	3	Individual room heat pump (packaged terminal heat pump or PTHP)	<i>HPCROOM</i>	4	Ductless mini-split system	<i>HPCMINI</i>	5	Variable refrigerant flow (VRF) system	<i>HPCVRF</i>
1	Packaged unit	<i>HPCPKG</i>															
2	Split system (residential-type)	<i>HPCSPLT</i>															
3	Individual room heat pump (packaged terminal heat pump or PTHP)	<i>HPCROOM</i>															
4	Ductless mini-split system	<i>HPCMINI</i>															
5	Variable refrigerant flow (VRF) system	<i>HPCVRF</i>															
NEXT	➔ D58 [Heat pump cooling type]																

D58	Heat pump cooling type	<i>see below</i>								
ASK	IF Heat pumps IN D51 [Cooling equipment types] & Heat pumps NOT IN D24 [Heating equipment types]									
<p style="text-align: right;">[F1]-HELP</p> <p> SHOW CARD D7</p> <p>Looking at the second list on Show Card D7, which types of heat pumps are these?</p> <p>◆ ENTER all that apply</p> <table border="0" style="width: 100%;"> <tr> <td style="width: 100px;">1 Air source heat pump</td> <td style="text-align: right;"><i>HPCAIR</i></td> </tr> <tr> <td>2 Ground source or ground water heat pump (geothermal)</td> <td style="text-align: right;"><i>HPCGRD</i></td> </tr> <tr> <td>3 Dual source heat pump (combination air source and geothermal)</td> <td style="text-align: right;"><i>HPCDUAL</i></td> </tr> <tr> <td>3 Water loop heat pump</td> <td style="text-align: right;"><i>HPCWTR</i></td> </tr> </table>			1 Air source heat pump	<i>HPCAIR</i>	2 Ground source or ground water heat pump (geothermal)	<i>HPCGRD</i>	3 Dual source heat pump (combination air source and geothermal)	<i>HPCDUAL</i>	3 Water loop heat pump	<i>HPCWTR</i>
1 Air source heat pump	<i>HPCAIR</i>									
2 Ground source or ground water heat pump (geothermal)	<i>HPCGRD</i>									
3 Dual source heat pump (combination air source and geothermal)	<i>HPCDUAL</i>									
3 Water loop heat pump	<i>HPCWTR</i>									
NEXT	<p>IF Other cooling equipment → D59 [Other cool specify] OTHERWISE:</p> <p>IF Any source(s) other than electricity or chilled water reported in D48 [Sources for cooling] OR D49 [Other source for cooling] → D60 [Cool source explanation]</p> <p>IF D1 [Heating] = Yes & D43 [Heating ventilation types] ≠ DK/RF & Residential-type central air IN D51 [Cooling equipment types] OR Packaged unit IN D51 [Cooling equipment types] OR Water loop, Central air handler, Packaged unit, OR Duct reheat IN D55 [Type of chiller system] OR Water loop, Central air handler, Packaged unit, OR Duct reheat IN D56 [Type of district chilled water system] OR Packaged unit OR Split system IN D57 [Heat pump cooling system] → D61 [Cooling ventilation same as heating]</p> <p>IF D1 [Heating] ≠ Yes OR D43 [Heating ventilation types] = DK/RF & Residential-type central air IN D51 [Cooling equipment types] OR Packaged unit IN D51 [Cooling equipment types] OR Water loop, Central air handler, Packaged unit, OR Duct reheat IN D55 [Type of chiller system] OR Water loop, Central air handler, Packaged unit, OR Duct reheat IN D56 [Type of district chilled water system] OR Packaged unit OR Split system IN D57 [Heat pump cooling system] → D62 [Cooling ventilation types]</p> <p>OTHERWISE:</p> <p>IF More than one selected → D63 [Percent cooled by each type] IF Only one selected, assign as Main cooling equipment. THEN: IF (Main equipment NOT District chilled water OR DK/RF) & (Main cooling equipment NOT Packaged cooling if the Main heating equipment was Packaged heating) & (Main cooling equipment NOT Heat pump if the main heating equipment was Heat pump) & (A30 [Year of construction] < 1990 OR A31 [Year of construction category] ≠ 2000 to 2003 OR 2004 to 2007 OR 2008 to 2012) → D65 [Main cooling replaced] OTHERWISE → D66 [Building automation system]</p>									


D59	Other cool specify
ASK	IF Other cooling equipment in D51 [Cooling equipment types]
<p>Please describe the other type of cooling equipment.</p> <p>◆ RECORD in open box</p>	
NEXT	<p>IF Any source(s) other than electricity or chilled water reported in D48 [Sources for cooling] OR D49 [Other source for cooling] → D60 [Cool source explanation]</p> <p>IF D1 [Heating] = Yes & D43 [Heating ventilation types] ≠ DK/RF & Residential-type central air IN D51 [Cooling equipment types] OR Packaged unit IN D51 [Cooling equipment types] OR Water loop, Central air handler, Packaged unit, OR Duct reheat IN D55 [Type of chiller system] OR Water loop, Central air handler, Packaged unit, OR Duct reheat IN D56 [Type of district chilled water system] OR Packaged unit OR Split system IN D57 [Heat pump cooling system] → D61 [Cooling ventilation same as heating]</p> <p>IF D1 [Heating] ≠ Yes OR D43 [Heating ventilation types] = DK/RF & Residential-type central air IN D51 [Cooling equipment types] OR Packaged unit IN D51 [Cooling equipment types] OR Water loop, Central air handler, Packaged unit, OR Duct reheat IN D55 [Type of chiller system] OR Water loop, Central air handler, Packaged unit, OR Duct reheat IN D56 [Type of district chilled water system] OR Packaged unit OR Split system IN D57 [Heat pump cooling system] → D62 [Cooling ventilation types]</p> <p>OTHERWISE: IF More than one selected → D63 [Percent cooled by each type] IF Only one selected, assign as Main cooling equipment. THEN: IF (Main equipment NOT District chilled water OR DK/RF) & (Main cooling equipment NOT Packaged cooling if the Main heating equipment was Packaged heating) & (Main cooling equipment NOT Heat pump if the main heating equipment was Heat pump) & (A30 [Year of construction] < 1990 OR A31 [Year of construction category] ≠ 2000 to 2003 OR 2004 to 2007 OR 2008 to 2012) → D65 [Main cooling replaced] OTHERWISE → D66 [Building automation system]</p>

D60	Cool source explanation
ASK	IF Any source(s) other than electricity or chilled water reported in D48 [Sources for cooling] OR D49 [Other source for cooling] & Central chillers NOT IN D51 [Cooling equipment types]
FILL	<p>{CoolSources} = List of the energy sources given for cooling, other than electricity or chilled water {IsAre} = IF Only one cooling source in list = "is" IF More than one cooling source in list = "are"</p> <p>Among the sources for cooling, I have recorded that {CoolSources} {IsAre} used. Because it is somewhat unusual to use sources other than electricity or chilled water for cooling, will you please briefly describe how the {CoolSources} {IsAre} used with the cooling equipment.</p> <p>◆ RECORD in open box</p>
NEXT	<p>IF D1 [Heating] = Yes & D43 [Heating ventilation types] ≠ DK/RF & Residential-type central air IN D51 [Cooling equipment types] OR Packaged unit IN D51 [Cooling equipment types] OR Water loop, Central air handler, Packaged unit, OR Duct reheat IN D55 [Type of chiller system] OR Water loop, Central air handler, Packaged unit, OR Duct reheat IN D56 [Type of district chilled water system] OR Packaged unit OR Split system IN D57 [Heat pump cooling system] → D61 [Cooling ventilation same as heating]</p> <p>IF D1 [Heating] ≠ Yes OR D43 [Heating ventilation types] = DK/RF & Residential-type central air IN D51 [Cooling equipment types] OR Packaged unit IN D51 [Cooling equipment types] OR Water loop, Central air handler, Packaged unit, OR Duct reheat IN D55 [Type of chiller system] OR Water loop, Central air handler, Packaged unit, OR Duct reheat IN D56 [Type of district chilled water system] OR Packaged unit OR Split system IN D57 [Heat pump cooling system] → D62 [Cooling ventilation types]</p> <p>OTHERWISE: IF More than one cooling equipment → D63 [Percent cooled by each type] IF Only one equipment, assign as Main cooling equipment. THEN: IF (Main equipment NOT District chilled water OR DK/RF) & (Main cooling equipment NOT Packaged cooling if the Main heating equipment was Packaged heating) & (Main cooling equipment NOT Heat pump if the main heating equipment was Heat pump) & (A30 [Year of construction] < 1990 OR A31 [Year of construction category] ≠ 2000 to 2003 OR 2004 to 2007 OR 2008 to 2012) → D65 [Main cooling replaced] OTHERWISE → D66 [Building automation system]</p>

D61	Cooling ventilation same as heating
ASK	<p>IF D1 [Heating] = Yes & D43 [Heating ventilation types] ≠ (No ventilation or DK/RF) & Residential-type central air IN D51 [Cooling equipment types] OR Packaged unit IN D51 [Cooling equipment types] OR Water loop, Central air handler, Packaged unit, OR Duct reheat IN D55 [Type of chiller system] OR Water loop, Central air handler, Packaged unit, OR Duct reheat IN D56 [Type of district chilled water system] OR Packaged unit OR Split system IN D57 [Heat pump cooling system]</p>
<p>Is the ventilation system for cooling the same as the one for heating?</p> <p>1 Yes 2 No</p>	
NEXT	<p>IF No → D62 [Cooling ventilation types] OTHERWISE: IF More than one cooling equipment → D63 [Percent cooled by each type] IF Only one equipment, assign as Main cooling equipment. THEN: IF (Main equipment NOT District chilled water OR DK/RF) & (Main cooling equipment NOT Packaged cooling if the Main heating equipment was Packaged heating) & (Main cooling equipment NOT Heat pump if the main heating equipment was Heat pump) & (A30 [Year of construction] < 1990 OR A31 [Year of construction category] ≠ 2000 to 2003 OR 2004 to 2007 OR 2008 to 2012) → D65 [Main cooling replaced] OTHERWISE → D66 [Building automation system]</p>

D62	Cooling ventilation types												
ASK	IF D61 [Cooling ventilation same as heating] = No												
[F1]-HELP													
 SHOW CARD D9													
<p>Show Card D9 provides a list of mechanical ventilation equipment types. Please tell me which types are used with the cooling system.</p> <ul style="list-style-type: none"> ◆ PROBE for any others ◆ ENTER all that apply <table style="width: 100%; border: none;"> <tr> <td style="width: 80%;">1 Central air handling unit(s) with constant air volume (CAV) control</td> <td style="width: 20%;">CLVCAV</td> </tr> <tr> <td>2 Central air handling unit(s) with variable air volume (VAV) control</td> <td>CLVVAV</td> </tr> <tr> <td>3 Underfloor air distribution</td> <td>CLVFLR</td> </tr> <tr> <td>4 Dedicated outside air system (DOAS)</td> <td>CLVOAS</td> </tr> <tr> <td>5 Demand controlled ventilation</td> <td>CLVDEM</td> </tr> <tr> <td>6 None of these types</td> <td>CLVNON</td> </tr> </table>		1 Central air handling unit(s) with constant air volume (CAV) control	CLVCAV	2 Central air handling unit(s) with variable air volume (VAV) control	CLVVAV	3 Underfloor air distribution	CLVFLR	4 Dedicated outside air system (DOAS)	CLVOAS	5 Demand controlled ventilation	CLVDEM	6 None of these types	CLVNON
1 Central air handling unit(s) with constant air volume (CAV) control	CLVCAV												
2 Central air handling unit(s) with variable air volume (VAV) control	CLVVAV												
3 Underfloor air distribution	CLVFLR												
4 Dedicated outside air system (DOAS)	CLVOAS												
5 Demand controlled ventilation	CLVDEM												
6 None of these types	CLVNON												
NEXT	IF None of these types → D62a [Cooling ventilation specify] OTHERWISE: IF More than one cooling equipment → D63 [Percent cooled by each type] IF Only one equipment, assign as Main cooling equipment. THEN: IF (Main equipment NOT District chilled water OR DK/RF) & (Main cooling equipment NOT Packaged cooling if the Main heating equipment was Packaged heating) & (Main cooling equipment NOT Heat pump if the main heating equipment was Heat pump) & (A30 [Year of construction] < 1990 OR A31 [Year of construction category] ≠ 2000 to 2003 OR 2004 to 2007 OR 2008 to 2012) → D65 [Main cooling replaced] OTHERWISE → D66 [Building automation system]												

D62a	Cooling ventilation specify
ASK	IF D62 [Cooling ventilation types] = None of these types
<p>Please describe the ventilation system that is used with the cooling system.</p> <ul style="list-style-type: none"> ◆ RECORD in open box 	
NEXT	IF More than one cooling equipment → D63 [Percent cooled by each type] IF Only one equipment, assign as Main cooling equipment. THEN: IF (Main equipment NOT District chilled water OR DK/RF) & (Main cooling equipment NOT Packaged cooling if the Main heating equipment was Packaged heating) & (Main cooling equipment NOT Heat pump if the main heating equipment was Heat pump) & (A30 [Year of construction] < 1990 OR A31 [Year of construction category] ≠ 2000 to 2003 OR 2004 to 2007 OR 2008 to 2012) → D65 [Main cooling replaced] OTHERWISE → D66 [Building automation system]

D63	<p>Percent cooled by each type</p> <p style="text-align: right;"><i>RCACP, PKGCP, CHILP, CHWTP, HTPCP, ACWNWP, EVAPP, OTCLP</i></p>
ASK	For each equipment type given in D51 [Cooling equipment types]
FILL	<p>{Introduction} IF First equipment = "The next questions are about the percent of floorspace cooled by the equipment you just mentioned. Please keep in mind:" OTHERWISE = BLANK</p> <p>{Explanation} IF First equipment and D50 [Percent cooled] \neq 100 = "We are talking only about the <u>cooled portion</u> of the floorspace, so these percents must add up to at least 100, but since more than one type of equipment can cool the same area, it is also possible for them to add up to <u>more</u> than 100." IF First equipment and D50 [Percent cooled] = 100 = "These percents must add up to at least 100, but since more than one type of equipment can cool the same area, it is also possible for them to add up to <u>more</u> than 100." OTHERWISE = BLANK</p> <p>{Equipment} IF Residential-type central air conditioners IN D51 [Cooling equipment types] = "central air conditioner" IF Packaged air conditioning units IN D51 [Cooling equipment types] = "packaged cooling" IF Central chillers inside the building IN D51 [Cooling equipment types] = "central chiller" IF District chilled water IN D51 [Cooling equipment types] = "district chilled water" IF Heat pumps for cooling IN D51 [Cooling equipment types] = "heat pump" IF Individual room air conditioners IN D51 [Cooling equipment types] = "room air conditioner" IF "Swamp" coolers or evaporative coolers IN D51 [Cooling equipment types] = "swamp cooler" IF Other cooling equipment IN D51 [Cooling equipment types] = "other cooling equipment"</p>
<p> SHOW CARD D14</p> <p>{Introduction}</p> <p>{Explanation}</p> <p>Please look at Show Card D14. What percent of the cooled area in this building is served by the {Equipment}?</p> <p>◆ PROBE for estimate if DK</p>	
RANGE	0 to 100
NEXT	<p>IF there are equal maximum percents OR DK/RF → D64 [Main cooling equipment] IF there is an equipment with a maximum percent, assign that equipment as the Main cooling equipment [MAINCL9]. THEN: IF (Main equipment NOT District chilled water OR DK/RF) & (Main cooling equipment NOT Packaged cooling if the Main heating equipment was Packaged heating) & (Main cooling equipment NOT Heat pump if the main heating equipment was Heat pump) & (A30 [Year of construction] < 1990 OR A31 [Year of construction category] \neq 2000 to 2003 OR 2004 to 2007 OR 2008 to 2012) → D65 [Main cooling replaced] OTHERWISE → D66 [Building automation system]</p>

D64	Main cooling equipment	<i>MNCLEQ</i>
ASK	IF D63 [Percent cooled by each type] has equal maximum percents OR DK/RF	
FILL	{EquipmentList} = List of the equipments with equal maximum percents {Packaged cooling} – {Other cooling equipment} = Each equipment with an equal maximum percent appears on this list; otherwise the line is blank	
<p>Which do you consider to be your main cooling equipment – {EquipmentList} ?</p> <p>◆ Only equipment types with equal percentages are shown here</p> <ol style="list-style-type: none"> 1 {Central air conditioner} 2 {Packaged cooling} 3 {Central chiller} 4 {District chilled water} 5 {Heat pump} 6 {Room air conditioner} 7 {Swamp coolers} 8 {Other cooling equipment} 		
NEXT	IF (Main equipment NOT District chilled water OR DK/RF) & (Main cooling equipment NOT Packaged cooling if the Main heating equipment was Packaged heating) & (Main cooling equipment NOT Heat pump if the main heating equipment was Heat pump) & (A30 [Year of construction] < 1990 OR A31 [Year of construction category] ≠ 2000 to 2003 OR 2004 to 2007 OR 2008 to 2012) → D65 [Main cooling replaced] OTHERWISE → D66 [Building automation system]	

D65	Main cooling replaced	<i>NWMNCL</i>
ASK	IF Main cooling equipment known & NOT District chilled water & (Main cooling equipment NOT Packaged cooling if the Main heating equipment was Packaged heating) & (Main cooling equipment NOT Heat pump if the main heating equipment was Heat pump) & (A30 [Year of construction] < 1990 OR A31 [Year of construction category] ≠ 2000 to 2003 OR 2004 to 2007 OR 2008 to 2012)	
FILL	{MainCoolEquip} IF Main cooling equipment = Packaged cooling = “Has the packaged air conditioning unit” IF Main cooling equipment = Central air conditioner = “Has the central air conditioner” IF Main cooling equipment = Room air conditioner = “Have any of the room air conditioners” IF Main cooling equipment = Heat pump = “Has the heat pump” IF Main cooling equipment = Central chiller = “Has the central chiller” IF Main cooling equipment = Swamp coolers = “Has the swamp cooler” IF Main cooling equipment = Other cooling equipment = “Has the other type of cooling equipment”	
{MainCoolEquip} been replaced since 1990? ◆ EXP: [If there is more than one of this equipment type and at least one has been replaced, the answer is "Yes."] 1 Yes 2 No		
NEXT	➔ D66 [Building automation system]	

D66	Building automation system	<i>EMCS</i>
ASK	IF D22 [Percent heated] > 0 OR D50 [Percent cooled] > 0	
Does this building have a “Building Automation System” which may also be referred to as BAS, smart building controls, an energy management and control system, or EMCS? ◆ DEF: [These systems monitor changes in ambient temperature and operating conditions and automatically modify the heating and cooling levels in different interior zones. This is accomplished by means of remote sensing and control instruments, and interpretive and control software.] 1 Yes 2 No		
NEXT	IF D22 [Percent heated] > 0 ➔ D67 [Reduce heating] OTHERWISE ➔ D69 [Reduce cooling]	


D67	Reduce heating	<i>RDHTNF</i>
ASK	IF D22 [Percent heated] > 0	
FILL	{TimesNotInFullUse} IF C26 [Open 24 hours a day] = Yes OR C30 [Total hours open per week] = 168 OR C31 [Weekly hours category] = 168 = "Are there any periods during a normal 24-hour day when there is" OTHERWISE = "When this building is not in full use, is there"	
		[F1]-HELP
{TimesNotInFullUse} a change in the temperature setting for heating? 1 Yes 2 No		
NEXT	IF Yes → D68 [How reduce heating] IF No OR DK/RF: IF D50 [Percent cooled] > 0 → D69 [Reduce cooling] OTHERWISE: IF More than just Individual space heaters IN D24 [Heating equipment types] → D74 [Regular HVAC maintenance] IF D3 [Water heating] = Yes → D75 [Sources for water heating] IF D4 [Cooking] = Yes → D80 [Sources for cooking] IF D6 [Manufacturing] = Yes → D82 [Sources for manufacturing] IF D8 [Electricity generation capability] = Yes → D84 [Energy for generation] OTHERWISE → D90 [Any other sources]	

D68	How reduce heating	<i>HWRDHT</i>
ASK	IF D67 [Reduce heating] = Yes	
FILL	{PartOfBAS} IF D66 [Building automation system] = Yes = 'as part of the Building Automation System' OTHERWISE = BLANK	
How is the temperature for heating usually changed – {PartOfBAS}, using a programmable thermostat, manually changing the thermostat, or manually shutting down the equipment? ◆ DEF: [A programmable thermostat, or "time-clock thermostat" is programmed to automatically change thermostat settings for times when the building is unoccupied.] 1 {Part of the Building Automation System} 2 Programmable thermostat 3 Manually reset thermostat 4 Manually shut down equipment		
NEXT	IF D50 [Percent cooled] > 0 → D69 [Reduce cooling] OTHERWISE: IF More than just Individual space heaters IN D24 [Heating equipment types] → D74 [Regular HVAC maintenance] IF D3 [Water heating] = Yes → D75 [Sources for water heating] IF D4 [Cooking] = Yes → D80 [Sources for cooking] IF D6 [Manufacturing] = Yes → D82 [Sources for manufacturing] IF D8 [Electricity generation capability] = Yes → D84 [Energy for generation] OTHERWISE → D90 [Any other sources]	

D69	Reduce cooling	<i>RDCLNF</i>
ASK	IF D50 [Percent cooled] > 0	
FILL	{TimesNotInFullUse} IF C26 [Open 24 hours a day] = Yes OR C30 [Total hours open per week] = 168 OR C31 [Weekly hours category] = 168 = "Are there any periods during a normal 24-hour day when there is" OTHERWISE = "When this building is not in full use, is there"	
		[F1]-HELP
{TimesNotInFullUse} a change in the temperature setting for <u>cooling</u> ? 1 Yes 2 No		
NEXT	IF Yes → D70 [How reduce cooling] IF No OR DK/RF: IF More than just Individual room air conditioners IN D51 [Cooling equipment types] → D71 [Economizer cycle] IF Packaged air conditioning units OR Central chillers OR Heat pumps for cooling IN D51 [Cooling equipment types] → D73 [Cooling tower] IF More than just individual space heaters IN D24 [Heating equipment types] → D74 [Regular HVAC maintenance] IF D3 [Water heating] = Yes → D75 [Sources for water heating] IF D4 [Cooking] = Yes → D80 [Sources for cooking] IF D6 [Manufacturing] = Yes → D82 [Sources for manufacturing] IF D8 [Electricity generation capability] = Yes → D84 [Energy for generation] OTHERWISE → D90 [Any other sources]	

D70	How reduce cooling	<i>HWRDCL</i>
ASK	IF D69 [Reduce cooling] = Yes	
FILL	{PartOfBAS} IF D66 [Building automation system] = Yes = 'as part of the Building Automation System' OTHERWISE = BLANK	
<p>How is the temperature for cooling usually changed – {PartOfBAS}, using a programmable thermostat, manually changing the thermostat, or manually shutting down the equipment?</p> <p>◆ DEF: [A programmable thermostat, or "time-clock thermostat" is programmed to automatically change thermostat settings for times when the building is unoccupied.]</p> <ol style="list-style-type: none"> 1 {Part of the Building Automation System} 2 Programmable thermostat 3 Manually reset thermostat 4 Manually shut down equipment 		
NEXT	IF More than just Individual room air conditioners IN D51 [Cooling equipment types] → D71 [Economizer cycle] IF Packaged air conditioning units OR Central chillers OR Heat pumps for cooling IN D51 [Cooling equipment types] → D73 [Cooling tower] IF More than just individual space heaters IN D24 [Heating equipment types] → D74 [Regular HVAC maintenance] IF D3 [Water heating] = Yes → D75 [Sources for water heating] IF D4 [Cooking] = Yes → D80 [Sources for cooking] IF D6 [Manufacturing] = Yes → D82 [Sources for manufacturing] IF D8 [Electricity generation capability] = Yes → D84 [Energy for generation] OTHERWISE → D90 [Any other sources]	

D71	Economizer cycle	<i>ECN</i>
ASK	IF More than just Individual room air conditioners IN D51 [Cooling equipment types]	
[F1]-HELP		
<p>Does this building have any equipment that uses outside air for cooling, often called an "economizer cycle"?</p> <ol style="list-style-type: none"> 1 Yes 2 No 		
NEXT	IF Yes → D72 [Type of economizer cycle] OTHERWISE: IF Packaged air conditioning units OR Central chillers OR Heat pumps for cooling IN D51 [Cooling equipment types] → D73 [Cooling tower] OTHERWISE → D74 [Regular HVAC maintenance]	

D72	Type of economizer cycle	<i>ECNTYPE</i>
ASK	IF D71 [Economizer cycle] = Yes	
 SHOW CARD D15 Looking at Show Card D15, is this an air-side economizer or a water-side economizer? 1 Air-side economizer 2 Water-side economizer		
NEXT	IF Packaged air conditioning units OR Central chillers OR Heat pumps for cooling IN D51 [Cooling equipment types] → D73 [Cooling tower] OTHERWISE → D74 [Regular HVAC maintenance]	

D73	Cooling tower	<i>CTOWER</i>
ASK	IF Packaged air conditioning units OR Central chillers OR Heat pumps for cooling IN D51 [Cooling equipment types]	
Does this building have a cooling tower for the cooling equipment? ◆ DEF: [A cooling tower is used to dispose of unwanted heat from the cooling equipment.] 1 Yes 2 No		
NEXT	→ D74 [Regular HVAC maintenance]	

D74	Regular HVAC maintenance	<i>MAINT</i>
ASK	IF More than just Individual space heaters IN D24 [Heating equipment types] OR More than just Individual room air conditioners IN D51 [Cooling equipment types]	
FILL	{HeatCool} IF Heating only = "heating" IF Cooling only = "cooling" IF Heating & Cooling = "heating and cooling"	
<i>[F1]-HELP</i>		
Is there any regularly scheduled maintenance and repair for the {HeatCool} system? 1 Yes 2 No		
NEXT	IF D3 [Water heating] = Yes → D75 [Sources for water heating] IF D4 [Cooking] = Yes → D80 [Sources for cooking] IF D6 [Manufacturing] = Yes → D82 [Sources for manufacturing] IF D8 [Electricity generation capability] = Yes → D84 [Energy for generation] OTHERWISE → D90 [Any other sources]	

D75	Sources for water heating	<i>see below</i>																																							
ASK	IF D3 [Water heating] = Yes																																								
FILL	<p>{WatrSourcesList} = List of all energy sources used {Electricity} – {Other3} = If a source is used, it appears in this list; if not, the line is blank {FuelOilType} = Type or types specified in D10 [Fuel oil, diesel, or kerosene] {Other1} – {Other3} = Sources specified in D12 [Other energy source 1] – D14 [Other energy source 3]</p>																																								
<p>Which energy sources were used for water heating? ({WatrSourcesList})</p> <ul style="list-style-type: none"> ◆ Only sources already selected are shown here ◆ PROBE for any others ◆ ENTER all that apply <table style="width: 100%; border-collapse: collapse;"> <tr> <td style="width: 10%;">11</td> <td style="width: 70%;">{Electricity}</td> <td style="width: 20%; text-align: right;"><i>ELWATR</i></td> </tr> <tr> <td>12</td> <td>{Natural gas}</td> <td style="text-align: right;"><i>NGWATR</i></td> </tr> <tr> <td>13</td> <td>{FuelOilType}</td> <td style="text-align: right;"><i>FKWATR</i></td> </tr> <tr> <td>14</td> <td>{Bottled gas}</td> <td style="text-align: right;"><i>PRWATR</i></td> </tr> <tr> <td>15</td> <td>{District steam}</td> <td style="text-align: right;"><i>STWATR</i></td> </tr> <tr> <td>16</td> <td>{District hot water}</td> <td style="text-align: right;"><i>HWWATR</i></td> </tr> <tr> <td>18</td> <td>{Wood}</td> <td style="text-align: right;"><i>WOWATR</i></td> </tr> <tr> <td>19</td> <td>{Coal}</td> <td style="text-align: right;"><i>COWATR</i></td> </tr> <tr> <td>20</td> <td>{Solar}</td> <td style="text-align: right;"><i>SOWATR</i></td> </tr> <tr> <td>21</td> <td>{Other1}</td> <td style="text-align: right;"><i>OTWATR</i></td> </tr> <tr> <td>22</td> <td>{Other2}</td> <td style="text-align: right;"><i>OTWATR</i></td> </tr> <tr> <td>23</td> <td>{Other3}</td> <td style="text-align: right;"><i>OTWATR</i></td> </tr> <tr> <td>24</td> <td>Some other energy source</td> <td></td> </tr> </table>			11	{Electricity}	<i>ELWATR</i>	12	{Natural gas}	<i>NGWATR</i>	13	{FuelOilType}	<i>FKWATR</i>	14	{Bottled gas}	<i>PRWATR</i>	15	{District steam}	<i>STWATR</i>	16	{District hot water}	<i>HWWATR</i>	18	{Wood}	<i>WOWATR</i>	19	{Coal}	<i>COWATR</i>	20	{Solar}	<i>SOWATR</i>	21	{Other1}	<i>OTWATR</i>	22	{Other2}	<i>OTWATR</i>	23	{Other3}	<i>OTWATR</i>	24	Some other energy source	
11	{Electricity}	<i>ELWATR</i>																																							
12	{Natural gas}	<i>NGWATR</i>																																							
13	{FuelOilType}	<i>FKWATR</i>																																							
14	{Bottled gas}	<i>PRWATR</i>																																							
15	{District steam}	<i>STWATR</i>																																							
16	{District hot water}	<i>HWWATR</i>																																							
18	{Wood}	<i>WOWATR</i>																																							
19	{Coal}	<i>COWATR</i>																																							
20	{Solar}	<i>SOWATR</i>																																							
21	{Other1}	<i>OTWATR</i>																																							
22	{Other2}	<i>OTWATR</i>																																							
23	{Other3}	<i>OTWATR</i>																																							
24	Some other energy source																																								
NEXT	IF Some other energy source selected → D76 [Other water heating source] OTHERWISE → D77 [Water heating equipment]																																								

D76	Other water heating source	<i>see below</i>																														
ASK	IF Some other energy source IN D75 [Sources for water heating]																															
<p>What was the other energy source used for water heating?</p> <table style="width: 100%; border-collapse: collapse;"> <tr> <td style="width: 10%;">11</td> <td style="width: 70%;">Electricity</td> <td style="width: 20%; text-align: right;"><i>ELWATR</i></td> </tr> <tr> <td>12</td> <td>Natural gas</td> <td style="text-align: right;"><i>NGWATR</i></td> </tr> <tr> <td>13</td> <td>Fuel oil/Diesel/Kerosene</td> <td style="text-align: right;"><i>FKWATR</i></td> </tr> <tr> <td>14</td> <td>Bottled gas</td> <td style="text-align: right;"><i>PRWATR</i></td> </tr> <tr> <td>15</td> <td>District steam</td> <td style="text-align: right;"><i>STWATR</i></td> </tr> <tr> <td>16</td> <td>District hot water</td> <td style="text-align: right;"><i>HWWATR</i></td> </tr> <tr> <td>18</td> <td>Wood</td> <td style="text-align: right;"><i>WOWATR</i></td> </tr> <tr> <td>19</td> <td>Coal</td> <td style="text-align: right;"><i>COWATR</i></td> </tr> <tr> <td>20</td> <td>Solar</td> <td style="text-align: right;"><i>SOWATR</i></td> </tr> <tr> <td>24</td> <td>Some other energy source</td> <td style="text-align: right;"><i>OTWATR</i></td> </tr> </table>			11	Electricity	<i>ELWATR</i>	12	Natural gas	<i>NGWATR</i>	13	Fuel oil/Diesel/Kerosene	<i>FKWATR</i>	14	Bottled gas	<i>PRWATR</i>	15	District steam	<i>STWATR</i>	16	District hot water	<i>HWWATR</i>	18	Wood	<i>WOWATR</i>	19	Coal	<i>COWATR</i>	20	Solar	<i>SOWATR</i>	24	Some other energy source	<i>OTWATR</i>
11	Electricity	<i>ELWATR</i>																														
12	Natural gas	<i>NGWATR</i>																														
13	Fuel oil/Diesel/Kerosene	<i>FKWATR</i>																														
14	Bottled gas	<i>PRWATR</i>																														
15	District steam	<i>STWATR</i>																														
16	District hot water	<i>HWWATR</i>																														
18	Wood	<i>WOWATR</i>																														
19	Coal	<i>COWATR</i>																														
20	Solar	<i>SOWATR</i>																														
24	Some other energy source	<i>OTWATR</i>																														
NEXT	→ D77 [Water heating equipment]																															

D77	Water heating equipment	<i>WTHTEQ</i>
ASK	IF D3 [Water heating] = Yes	
	[F1]-HELP	
	Does this building have one or more centralized water heaters, one or more "point-of-use" water heaters, or both of these types (of water heaters)?	
	<ul style="list-style-type: none"> 1 One or more centralized water heaters 2 One or more "point-of-use" water heaters 3 Both types 	
NEXT	IF D77 [Water heating equipment] = One or more point-of-use OR Both types & CBECS Activity = Food service OR Inpatient health OR B16 [Service type] = Dry cleaner or Laundromat OR Car wash → D78 [Booster water heaters] IF CBECS Activity = Lodging → D79 [Instant hot water] OTHERWISE: IF D4 [Cooking] = Yes → D80 [Sources for cooking] IF D6 [Manufacturing] = Yes → D82 [Sources for manufacturing] IF D8 [Electricity generation capability] = Yes → D84 [Energy for generation] OTHERWISE → D90 [Any other sources]	

D78	Booster water heaters	<i>BOOSTWT</i>
ASK	IF D77 [Water heating equipment] = One or more point-of-use OR Both types & CBECS Activity = Food service OR Inpatient health OR B16 [Service type] = Dry cleaner or Laundromat OR Car wash	
	How many of the point-of-use water heaters are "booster" water heaters, which are used to increase service water temperature up to 180 degrees, often for the purpose of sanitizing?	
RANGE	0 to 99	
NEXT	IF D4 [Cooking] = Yes → D80 [Sources for cooking] IF D6 [Manufacturing] = Yes → D82 [Sources for manufacturing] IF D8 [Electricity generation capability] = Yes → D84 [Energy for generation] OTHERWISE → D90 [Any other sources]	

D79	Instant hot water	<i>INSTWT</i>
ASK	IF D3 [Water heating] = Yes & CBECS Activity = Lodging	
	Is the water hot <u>as soon as</u> you turn on the faucet?	
	<ul style="list-style-type: none"> 1 Yes 2 No 	
NEXT	IF D4 [Cooking] = Yes → D80 [Sources for cooking] IF D6 [Manufacturing] = Yes → D82 [Sources for manufacturing] IF D8 [Electricity generation capability] = Yes → D84 [Energy for generation] OTHERWISE → D90 [Any other sources]	


D80	Sources for cooking	<i>see below</i>																																							
ASK	IF D4 [Cooking] = Yes																																								
FILL	<p>{CookSourcesList} = List of all energy sources used {Electricity} – {Other3} = If a source is used, it appears in this list; if not, the line is blank {FuelOilType} = Type or types specified in D10 [Fuel oil, diesel, or kerosene] {Other1} – {Other3} = Sources specified in D12 [Other energy source 1] – D14 [Other energy source 3]</p>																																								
<p>Which energy sources were used for cooking? [{CookSourcesList}]</p> <ul style="list-style-type: none"> ◆ Only sources already selected are shown here ◆ PROBE for any others ◆ ENTER all that apply <table style="width: 100%; border-collapse: collapse;"> <tr> <td style="width: 10%; vertical-align: top;">11</td> <td style="width: 70%; vertical-align: top;">{Electricity}</td> <td style="width: 20%; vertical-align: top;"><i>ELCOOK</i></td> </tr> <tr> <td>12</td> <td>{Natural gas}</td> <td><i>NGCOOK</i></td> </tr> <tr> <td>13</td> <td>{FuelOilType}</td> <td><i>FKCOOK</i></td> </tr> <tr> <td>14</td> <td>{Bottled gas}</td> <td><i>PRCOOK</i></td> </tr> <tr> <td>15</td> <td>{District steam}</td> <td><i>STCOOK</i></td> </tr> <tr> <td>16</td> <td>{District hot water}</td> <td><i>HWCOOK</i></td> </tr> <tr> <td>18</td> <td>{Wood}</td> <td><i>WOCOOK</i></td> </tr> <tr> <td>19</td> <td>{Coal}</td> <td><i>COCOOK</i></td> </tr> <tr> <td>20</td> <td>{Solar}</td> <td><i>SOCOOK</i></td> </tr> <tr> <td>21</td> <td>{Other1}</td> <td><i>OTCOOK</i></td> </tr> <tr> <td>22</td> <td>{Other2}</td> <td><i>OTCOOK</i></td> </tr> <tr> <td>23</td> <td>{Other3}</td> <td><i>OTCOOK</i></td> </tr> <tr> <td>24</td> <td>Some other energy source</td> <td></td> </tr> </table>			11	{Electricity}	<i>ELCOOK</i>	12	{Natural gas}	<i>NGCOOK</i>	13	{FuelOilType}	<i>FKCOOK</i>	14	{Bottled gas}	<i>PRCOOK</i>	15	{District steam}	<i>STCOOK</i>	16	{District hot water}	<i>HWCOOK</i>	18	{Wood}	<i>WOCOOK</i>	19	{Coal}	<i>COCOOK</i>	20	{Solar}	<i>SOCOOK</i>	21	{Other1}	<i>OTCOOK</i>	22	{Other2}	<i>OTCOOK</i>	23	{Other3}	<i>OTCOOK</i>	24	Some other energy source	
11	{Electricity}	<i>ELCOOK</i>																																							
12	{Natural gas}	<i>NGCOOK</i>																																							
13	{FuelOilType}	<i>FKCOOK</i>																																							
14	{Bottled gas}	<i>PRCOOK</i>																																							
15	{District steam}	<i>STCOOK</i>																																							
16	{District hot water}	<i>HWCOOK</i>																																							
18	{Wood}	<i>WOCOOK</i>																																							
19	{Coal}	<i>COCOOK</i>																																							
20	{Solar}	<i>SOCOOK</i>																																							
21	{Other1}	<i>OTCOOK</i>																																							
22	{Other2}	<i>OTCOOK</i>																																							
23	{Other3}	<i>OTCOOK</i>																																							
24	Some other energy source																																								
NEXT	<p>IF Some other energy source selected → D81 [Other cooking source] OTHERWISE: IF D6 [Manufacturing] = Yes → D82 [Sources for manufacturing] IF D8 [Electricity generation capability] = Yes → D84 [Energy for generation] OTHERWISE → D90 [Any other sources]</p>																																								


D81	Other cooking source																														
ASK	IF Some other energy source IN D80 [Sources for cooking]																														
<p>What was the other energy source used for cooking?</p> <table> <tr><td>11</td><td>Electricity</td><td><i>ELCOOK</i></td></tr> <tr><td>12</td><td>Natural gas</td><td><i>NGCOOK</i></td></tr> <tr><td>13</td><td>Fuel oil/Diesel/Kerosene</td><td><i>FKCOOK</i></td></tr> <tr><td>14</td><td>Bottled gas</td><td><i>PRCOOK</i></td></tr> <tr><td>15</td><td>District steam</td><td><i>STCOOK</i></td></tr> <tr><td>16</td><td>District hot water</td><td><i>HWCOOK</i></td></tr> <tr><td>18</td><td>Wood</td><td><i>WOCOOL</i></td></tr> <tr><td>19</td><td>Coal</td><td><i>COCOOL</i></td></tr> <tr><td>20</td><td>Solar</td><td><i>SOCOOL</i></td></tr> <tr><td>24</td><td>Some other energy source</td><td><i>OTCOOL</i></td></tr> </table>		11	Electricity	<i>ELCOOK</i>	12	Natural gas	<i>NGCOOK</i>	13	Fuel oil/Diesel/Kerosene	<i>FKCOOK</i>	14	Bottled gas	<i>PRCOOK</i>	15	District steam	<i>STCOOK</i>	16	District hot water	<i>HWCOOK</i>	18	Wood	<i>WOCOOL</i>	19	Coal	<i>COCOOL</i>	20	Solar	<i>SOCOOL</i>	24	Some other energy source	<i>OTCOOL</i>
11	Electricity	<i>ELCOOK</i>																													
12	Natural gas	<i>NGCOOK</i>																													
13	Fuel oil/Diesel/Kerosene	<i>FKCOOK</i>																													
14	Bottled gas	<i>PRCOOK</i>																													
15	District steam	<i>STCOOK</i>																													
16	District hot water	<i>HWCOOK</i>																													
18	Wood	<i>WOCOOL</i>																													
19	Coal	<i>COCOOL</i>																													
20	Solar	<i>SOCOOL</i>																													
24	Some other energy source	<i>OTCOOL</i>																													
NEXT	IF D6 [Manufacturing] = Yes → D82 [Sources for manufacturing] IF D8 [Electricity generation capability] = Yes → D84 [Energy for generation] OTHERWISE → D90 [Any other sources]																														

D82	Sources for manufacturing	<i>see below</i>																																							
ASK	IF D6 [Manufacturing] = Yes																																								
FILL	<p>{ManuSourcesList} = List of all energy sources used {Electricity} – {Other3} = If a source is used, it appears in this list; if not, the line is blank {FuelOilType} = Type or types specified in D10 [Fuel oil, diesel, or kerosene] {Other1} – {Other3} = Sources specified in D12 [Other energy source 1] – D14 [Other energy source 3]</p>																																								
<p>Which energy sources were used for manufacturing? [{ManuSourcesList}]</p> <ul style="list-style-type: none"> ◆ Only sources already selected are shown here ◆ PROBE for any others ◆ ENTER all that apply <table> <tr><td>11</td><td>{Electricity}</td><td><i>ELMANU</i></td></tr> <tr><td>12</td><td>{Natural gas}</td><td><i>NGMANU</i></td></tr> <tr><td>13</td><td>{FuelOilType}</td><td><i>FKMANU</i></td></tr> <tr><td>14</td><td>{Bottled gas}</td><td><i>PRMANU</i></td></tr> <tr><td>15</td><td>{District steam}</td><td><i>STMANU</i></td></tr> <tr><td>16</td><td>{District hot water}</td><td><i>HWMANU</i></td></tr> <tr><td>18</td><td>{Wood}</td><td><i>WOMANU</i></td></tr> <tr><td>19</td><td>{Coal}</td><td><i>COMANU</i></td></tr> <tr><td>20</td><td>{Solar}</td><td><i>SOMANU</i></td></tr> <tr><td>21</td><td>{Other1}</td><td><i>OTMANU</i></td></tr> <tr><td>22</td><td>{Other2}</td><td><i>OTMANU</i></td></tr> <tr><td>23</td><td>{Other3}</td><td><i>OTMANU</i></td></tr> <tr><td>24</td><td>Some other energy source</td><td></td></tr> </table>			11	{Electricity}	<i>ELMANU</i>	12	{Natural gas}	<i>NGMANU</i>	13	{FuelOilType}	<i>FKMANU</i>	14	{Bottled gas}	<i>PRMANU</i>	15	{District steam}	<i>STMANU</i>	16	{District hot water}	<i>HWMANU</i>	18	{Wood}	<i>WOMANU</i>	19	{Coal}	<i>COMANU</i>	20	{Solar}	<i>SOMANU</i>	21	{Other1}	<i>OTMANU</i>	22	{Other2}	<i>OTMANU</i>	23	{Other3}	<i>OTMANU</i>	24	Some other energy source	
11	{Electricity}	<i>ELMANU</i>																																							
12	{Natural gas}	<i>NGMANU</i>																																							
13	{FuelOilType}	<i>FKMANU</i>																																							
14	{Bottled gas}	<i>PRMANU</i>																																							
15	{District steam}	<i>STMANU</i>																																							
16	{District hot water}	<i>HWMANU</i>																																							
18	{Wood}	<i>WOMANU</i>																																							
19	{Coal}	<i>COMANU</i>																																							
20	{Solar}	<i>SOMANU</i>																																							
21	{Other1}	<i>OTMANU</i>																																							
22	{Other2}	<i>OTMANU</i>																																							
23	{Other3}	<i>OTMANU</i>																																							
24	Some other energy source																																								
NEXT	IF Some other energy source selected → D83 [Other manufacturing source] OTHERWISE: IF D8 [Electricity generation capability] = Yes → D84 [Energy for generation] IF D8 [Electricity generation capability] ≠ Yes → D90 [Any other sources]																																								

D83	Other manufacturing source	<i>see below</i>																														
ASK	IF Some other energy source IN D82 [Sources for manufacturing]																															
<p>What was the other energy source used for manufacturing?</p> <table> <tr> <td>11</td> <td>Electricity</td> <td><i>ELMANU</i></td> </tr> <tr> <td>12</td> <td>Natural gas</td> <td><i>NGMANU</i></td> </tr> <tr> <td>13</td> <td>Fuel oil/Diesel/Kerosene</td> <td><i>FKMANU</i></td> </tr> <tr> <td>14</td> <td>Bottled gas</td> <td><i>PRMANU</i></td> </tr> <tr> <td>15</td> <td>District steam</td> <td><i>STMANU</i></td> </tr> <tr> <td>16</td> <td>District hot water</td> <td><i>HWMANU</i></td> </tr> <tr> <td>18</td> <td>Wood</td> <td><i>WOMANU</i></td> </tr> <tr> <td>19</td> <td>Coal</td> <td><i>COMANU</i></td> </tr> <tr> <td>20</td> <td>Solar</td> <td><i>SOMANU</i></td> </tr> <tr> <td>24</td> <td>Some other energy source</td> <td><i>OTMANU</i></td> </tr> </table>			11	Electricity	<i>ELMANU</i>	12	Natural gas	<i>NGMANU</i>	13	Fuel oil/Diesel/Kerosene	<i>FKMANU</i>	14	Bottled gas	<i>PRMANU</i>	15	District steam	<i>STMANU</i>	16	District hot water	<i>HWMANU</i>	18	Wood	<i>WOMANU</i>	19	Coal	<i>COMANU</i>	20	Solar	<i>SOMANU</i>	24	Some other energy source	<i>OTMANU</i>
11	Electricity	<i>ELMANU</i>																														
12	Natural gas	<i>NGMANU</i>																														
13	Fuel oil/Diesel/Kerosene	<i>FKMANU</i>																														
14	Bottled gas	<i>PRMANU</i>																														
15	District steam	<i>STMANU</i>																														
16	District hot water	<i>HWMANU</i>																														
18	Wood	<i>WOMANU</i>																														
19	Coal	<i>COMANU</i>																														
20	Solar	<i>SOMANU</i>																														
24	Some other energy source	<i>OTMANU</i>																														
NEXT	IF D8 [Electricity generation capability] = Yes → D84 [Energy for generation] IF D8 [Electricity generation capability] ≠ Yes → D90 [Any other sources]																															

D84	Energy for generation	<i>GENR</i>
ASK	IF D8 [Electricity generation capability] = Yes	
<p>Was any energy actually <u>used</u> for generating electricity in this building during 2012, even if just a small amount was used for emergency backup or for testing generators?</p> <p>1 Yes 2 No</p>		
NEXT	IF Yes → D85 [Sources for electricity generation] IF No OR DK/RF → D90 [Any other sources]	

D85	Sources for electricity generation	<i>see below</i>																														
ASK	IF D84 [Energy for generation] = Yes																															
FILL	{Other1} – {Other3} = Sources specified in D12 [Other energy source 1] – D14 [Other energy source 3]																															
 SHOW CARD D16 Looking at Show Card D16, please tell me which energy sources were used for electricity generation. <ul style="list-style-type: none"> ◆ PROBE for any others ◆ ENTER all that apply <table style="width: 100%; border: none;"> <tr> <td style="width: 10%;">12</td> <td style="width: 80%;">Natural gas</td> <td style="width: 10%; text-align: right;">NGGENR</td> </tr> <tr> <td>13</td> <td>Fuel oil/Diesel/Kerosene</td> <td style="text-align: right;">FKGENR</td> </tr> <tr> <td>14</td> <td>Bottled gas/LPG/Propane</td> <td style="text-align: right;">PRGENR</td> </tr> <tr> <td>18</td> <td>Wood</td> <td style="text-align: right;">WOGENR</td> </tr> <tr> <td>19</td> <td>Coal</td> <td style="text-align: right;">COGENR</td> </tr> <tr> <td>20</td> <td>Solar</td> <td style="text-align: right;">SOGENR</td> </tr> <tr> <td>21</td> <td>{Other1}</td> <td style="text-align: right;">OTGENR</td> </tr> <tr> <td>22</td> <td>{Other2}</td> <td style="text-align: right;">OTGENR</td> </tr> <tr> <td>23</td> <td>{Other3}</td> <td style="text-align: right;">OTGENR</td> </tr> <tr> <td>24</td> <td>Some other energy source</td> <td style="text-align: right;">OTGENR</td> </tr> </table>			12	Natural gas	NGGENR	13	Fuel oil/Diesel/Kerosene	FKGENR	14	Bottled gas/LPG/Propane	PRGENR	18	Wood	WOGENR	19	Coal	COGENR	20	Solar	SOGENR	21	{Other1}	OTGENR	22	{Other2}	OTGENR	23	{Other3}	OTGENR	24	Some other energy source	OTGENR
12	Natural gas	NGGENR																														
13	Fuel oil/Diesel/Kerosene	FKGENR																														
14	Bottled gas/LPG/Propane	PRGENR																														
18	Wood	WOGENR																														
19	Coal	COGENR																														
20	Solar	SOGENR																														
21	{Other1}	OTGENR																														
22	{Other2}	OTGENR																														
23	{Other3}	OTGENR																														
24	Some other energy source	OTGENR																														
NEXT	➔ D86 [Generation technologies]																															

D86	Generation technologies	<i>see below</i>																					
ASK	IF D84 [Energy for generation] = Yes																						
 SHOW CARD D17 Looking at Show Card D17, were any of the technologies on the list used on-site for generating electricity? <ul style="list-style-type: none"> ◆ PROBE for any others ◆ ENTER all that apply <table style="width: 100%; border: none;"> <tr> <td style="width: 10%;">1</td> <td style="width: 80%;">Photovoltaic cells</td> <td style="width: 10%; text-align: right;">PVC</td> </tr> <tr> <td>2</td> <td>Fuel cells</td> <td style="text-align: right;">FUELCL</td> </tr> <tr> <td>5</td> <td>Large turbines</td> <td style="text-align: right;">LRGTRB</td> </tr> <tr> <td>3</td> <td>Microturbines</td> <td style="text-align: right;">MCROTB</td> </tr> <tr> <td>4</td> <td>Wind turbines</td> <td style="text-align: right;">WNDTRB</td> </tr> <tr> <td>6</td> <td>Reciprocating engines</td> <td style="text-align: right;">ENGINE</td> </tr> <tr> <td>7</td> <td>IF VOLUNTEERED: None of these</td> <td></td> </tr> </table>			1	Photovoltaic cells	PVC	2	Fuel cells	FUELCL	5	Large turbines	LRGTRB	3	Microturbines	MCROTB	4	Wind turbines	WNDTRB	6	Reciprocating engines	ENGINE	7	IF VOLUNTEERED: None of these	
1	Photovoltaic cells	PVC																					
2	Fuel cells	FUELCL																					
5	Large turbines	LRGTRB																					
3	Microturbines	MCROTB																					
4	Wind turbines	WNDTRB																					
6	Reciprocating engines	ENGINE																					
7	IF VOLUNTEERED: None of these																						
NEXT	➔ D87 [Use of generated electricity]																						

D87	Use of generated electricity	<i>GENUSE</i>
ASK	IF D84 [Energy for generation] = Yes	
		[F1]-HELP
	<p>During 2012, was the electricity generated in this building used: primarily for emergency back-up or testing, during periods of high electricity demand, or whenever electricity was used?</p> <ol style="list-style-type: none"> 1 Primarily for emergency back-up or testing 2 During periods of high electricity demand 3 Whenever electricity was used 	
NEXT	IF Primarily for emergency back-up and testing OR DK/RF → D90 [Any other sources] IF During periods of high electricity demand OR Whenever electricity was used → D88 [Cogeneration system]	

D88	Cogeneration system	<i>COGEN</i>
ASK	IF D87 [Use of generated electricity] = During periods of high electricity demand OR Whenever electricity was used	
		[F1]-HELP
	<p>Is the electric power generating system also a cogeneration system? That is, in addition to producing electric power, does the same system simultaneously produce heat that <u>is used</u> in this or another building for space heating, water heating, or industrial processes?</p> <ol style="list-style-type: none"> 1 Yes 2 No 	
NEXT	→ D89 [Deliver electricity to grid]	

D89	Deliver electricity to grid	<i>TOGRID</i>
ASK	IF D87 [Use of generated electricity] = During periods of high electricity demand OR Whenever electricity was used	
	<p>Is the generation system interconnected with an electric utility so that it is able to deliver or sell electricity <u>to the grid</u>?</p> <ol style="list-style-type: none"> 1 Yes 2 No 	
NEXT	→ D90 [Any other sources]	

D90	Any other sources
ASK	IF D9 [Energy sources used] was answered
FILL	{SourcesList} = List of all energy sources used
<p>As a final check, were there any energy sources used in this building other than {Sources List} ?</p> <p>1 Yes 2 No</p>	
NEXT	<p>IF Yes → D91 [Other sources] IF No OR DK/RF: Check that every energy source given in D9 [Energy sources used] (other than electricity or district chilled water) was assigned an end use. THEN: IF Yes: IF Electricity used → D94 [How purchase electricity] IF Natural gas used → D96 [How purchase natural gas] IF Bottled gas used → D97 [Bottled gas amount] IF Wood used → D99 [Amount wood burned] IF No → D93 [Missed {energy source} use]</p>

D91	Other sources	<i>see below</i>																																	
ASK	IF D90 [Any other sources] =Yes																																		
FILL	{Electricity} – {Solar} = If a source has NOT been mentioned, it appears in this list; if it has, the line is blank																																		
<p>What other sources were used?</p> <ul style="list-style-type: none"> ◆ PROBE for any others ◆ ENTER all that apply <table style="width: 100%; border: none;"> <tr> <td style="width: 10%;">11</td> <td style="width: 70%;">{Electricity}</td> <td style="width: 20%; text-align: right;"><i>ELUSED</i></td> </tr> <tr> <td>12</td> <td>{Natural gas}</td> <td style="text-align: right;"><i>NGUSED</i></td> </tr> <tr> <td>13</td> <td>{Fuel/Diesel/Kerosene}</td> <td style="text-align: right;"><i>FKUSED</i></td> </tr> <tr> <td>14</td> <td>{Bottled gas}</td> <td style="text-align: right;"><i>PRUSED</i></td> </tr> <tr> <td>15</td> <td>{District steam}</td> <td style="text-align: right;"><i>STUSED</i></td> </tr> <tr> <td>16</td> <td>{District hot water}</td> <td style="text-align: right;"><i>HWUSED</i></td> </tr> <tr> <td>17</td> <td>{District chilled water}</td> <td style="text-align: right;"><i>CWUSED</i></td> </tr> <tr> <td>18</td> <td>{Wood}</td> <td style="text-align: right;"><i>WOUSED</i></td> </tr> <tr> <td>19</td> <td>{Coal}</td> <td style="text-align: right;"><i>COUSED</i></td> </tr> <tr> <td>20</td> <td>{Solar}</td> <td style="text-align: right;"><i>SOUSED</i></td> </tr> <tr> <td>24</td> <td>Other</td> <td style="text-align: right;"><i>OTUSED</i></td> </tr> </table>			11	{Electricity}	<i>ELUSED</i>	12	{Natural gas}	<i>NGUSED</i>	13	{Fuel/Diesel/Kerosene}	<i>FKUSED</i>	14	{Bottled gas}	<i>PRUSED</i>	15	{District steam}	<i>STUSED</i>	16	{District hot water}	<i>HWUSED</i>	17	{District chilled water}	<i>CWUSED</i>	18	{Wood}	<i>WOUSED</i>	19	{Coal}	<i>COUSED</i>	20	{Solar}	<i>SOUSED</i>	24	Other	<i>OTUSED</i>
11	{Electricity}	<i>ELUSED</i>																																	
12	{Natural gas}	<i>NGUSED</i>																																	
13	{Fuel/Diesel/Kerosene}	<i>FKUSED</i>																																	
14	{Bottled gas}	<i>PRUSED</i>																																	
15	{District steam}	<i>STUSED</i>																																	
16	{District hot water}	<i>HWUSED</i>																																	
17	{District chilled water}	<i>CWUSED</i>																																	
18	{Wood}	<i>WOUSED</i>																																	
19	{Coal}	<i>COUSED</i>																																	
20	{Solar}	<i>SOUSED</i>																																	
24	Other	<i>OTUSED</i>																																	
NEXT	→ D92 [{Energy source} use]																																		

D92	{Energy source} use <i>see below where {XX} is the energy source abbreviation</i>																
ASK	For each source selected in D91 [Other sources]																
FILL	<p>{EnergySource} IF Electricity IN D91 [Other sources] = "electricity" IF Natural gas IN D91 [Other sources] = "natural gas" IF Fuel oil/Diesel/Kerosene IN D91 [Other sources] = "fuel oil/diesel/kerosene" IF Bottled gas IN D91 [Other sources] = "bottled gas" IF District steam IN D91 [Other sources] = "district steam" IF District hot water IN D91 [Other sources] = "district hot water" IF Wood IN D91 [Other sources] = "wood" IF Coal IN D91 [Other sources] = "coal" IF Solar IN D91 [Other sources] = "solar energy" IF Other IN D91 [Other sources] = "other fuel"</p> <p>{Cooling} Does not appear as a choice for Wood use, Coal use, OR Solar use</p> <p>{Electricity generation} Does not appear as a choice for Electricity use, District steam use, OR District hot water use</p>																
<p>What was the {EnergySource} used for?</p> <table> <tr> <td>1 Heating</td> <td>{XX}HT1/HT2</td> </tr> <tr> <td>2 {Cooling}</td> <td>{XX}COOL</td> </tr> <tr> <td>3 Water heating</td> <td>{XX}WATR</td> </tr> <tr> <td>4 Cooking</td> <td>{XX}COOK</td> </tr> <tr> <td>5 Manufacturing</td> <td>{XX}MANU</td> </tr> <tr> <td>6 {Electricity generation}</td> <td>{XX}GENR</td> </tr> <tr> <td>7 Some other use</td> <td>{XX}OTH</td> </tr> <tr> <td>8 Incorrectly recorded--source not used</td> <td></td> </tr> </table>		1 Heating	{XX}HT1/HT2	2 {Cooling}	{XX}COOL	3 Water heating	{XX}WATR	4 Cooking	{XX}COOK	5 Manufacturing	{XX}MANU	6 {Electricity generation}	{XX}GENR	7 Some other use	{XX}OTH	8 Incorrectly recorded--source not used	
1 Heating	{XX}HT1/HT2																
2 {Cooling}	{XX}COOL																
3 Water heating	{XX}WATR																
4 Cooking	{XX}COOK																
5 Manufacturing	{XX}MANU																
6 {Electricity generation}	{XX}GENR																
7 Some other use	{XX}OTH																
8 Incorrectly recorded--source not used																	
NEXT	<p>Check that every energy source given in D9 [Energy sources used] (other than electricity or district chilled water) was assigned an end use: IF Yes: IF Electricity used → D94 [How purchase electricity] IF Natural gas used → D96 [How purchase natural gas] IF Bottled gas used → D97 [Bottled gas amount] IF Wood used → D99 [Amount wood burned] IF No → D93 [Missed {energy source} use]</p>																


D93	Missed {energy source} use <i>see below where {XX} is the energy source abbreviation</i>																
ASK	For every energy source given in D9 [Energy sources used] that was not assigned an end use (other than electricity)																
FILL	<p>{EnergySource} IF No end use for Natural gas = "natural gas" IF No end use for Fuel oil = Type or types specified in D10 [Fuel oil, diesel, or kerosene] IF No end use for Bottled gas = "bottled gas" IF No end use for District steam = "district steam" IF No end use for District hot water = "district hot water" IF No end use for District chilled water = "district chilled water" IF No end use for Wood = "wood" IF No end use for Coal = "coal" IF No end use for Solar = "solar energy" IF No end use for Other = "another energy source" (second fill = "other energy source")</p> <p>{Heating}, {Water heating}, {Cooking}, {Manufacturing} Do not appear as a choice for District chilled water use</p> <p>{Cooling} Does not appear as a choice for Wood use, Coal use, OR Solar use</p> <p>{Electricity generation} Does not appear as a choice for District chilled water use, District steam use OR District hot water use</p>																
<p>I have recorded that {EnergySource} was used in this building but not how it was used. What was the {EnergySource} used for?</p> <table> <tr> <td>1 {Heating}</td> <td>{XX}HT1/HT2</td> </tr> <tr> <td>2 {Cooling}</td> <td>{XX}COOL</td> </tr> <tr> <td>3 {Water heating}</td> <td>{XX}WATR</td> </tr> <tr> <td>4 {Cooking}</td> <td>{XX}COOK</td> </tr> <tr> <td>5 {Manufacturing}</td> <td>{XX}MANU</td> </tr> <tr> <td>6 {Electricity generation}</td> <td>{XX}GENR</td> </tr> <tr> <td>7 Some other use</td> <td>{XX}OTH</td> </tr> <tr> <td>8 Incorrectly recorded--source not used</td> <td></td> </tr> </table>		1 {Heating}	{XX}HT1/HT2	2 {Cooling}	{XX}COOL	3 {Water heating}	{XX}WATR	4 {Cooking}	{XX}COOK	5 {Manufacturing}	{XX}MANU	6 {Electricity generation}	{XX}GENR	7 Some other use	{XX}OTH	8 Incorrectly recorded--source not used	
1 {Heating}	{XX}HT1/HT2																
2 {Cooling}	{XX}COOL																
3 {Water heating}	{XX}WATR																
4 {Cooking}	{XX}COOK																
5 {Manufacturing}	{XX}MANU																
6 {Electricity generation}	{XX}GENR																
7 Some other use	{XX}OTH																
8 Incorrectly recorded--source not used																	
NEXT	IF Electricity used → D94 [How purchase electricity] IF Natural gas used → D96 [How purchase natural gas] IF Bottled gas used → D97 [Bottled gas amount] IF Wood used → D99 [Amount wood burned]																

NOTE ON USES OF ENERGY:

In addition to the end uses given in D1 [Heating], D2 [Cooling], D3 [Water heating], D4 [Cooking], and D6 [Manufacturing], it is now possible that an end use was added in D92 [{Energy source} use] OR D93 [Missed {energy source} use]. For the rest of this questionnaire, end uses will just simply be stated, for example: "IF Cooking" would mean: IF D4 [Cooking] =Yes OR Cooking was added as an end use in D92 [{Energy source} use] OR in D93 [Missed {energy source} use].


"Any energy used" will be used to refer to:

IF D1 [Heating] = Yes OR D2 [Cooling] = Yes OR D3 [Water heating] = Yes OR D4 [Cooking] = Yes OR D6 [Manufacturing] = Yes OR D7 [Any energy used] = Yes, some energy was used OR DK/RF


D94	How purchase electricity	<i>see below</i>												
ASK	IF Electricity used													
 SHOW CARD D18		[F1]-HELP												
<p>In some areas of the country, consumers may purchase their electricity from more than one supplier. Looking at Show Card D18, please tell me all the ways that electricity is purchased for this building.</p> <ul style="list-style-type: none"> ◆ EXP: [If electricity is bought from the city, that is considered to be the local utility.] ◆ PROBE for any others ◆ ENTER all that apply <table style="width: 100%; border: none;"> <tr> <td style="width: 10px;">1</td> <td>Bought from the local utility</td> <td style="text-align: right;"><i>ELLOCUT</i></td> </tr> <tr> <td>2</td> <td>Contracted or bought from an independent power producer or non-local utility</td> <td style="text-align: right;"><i>ELNONLU</i></td> </tr> <tr> <td>3</td> <td>Bought from someone else, such as a broker</td> <td style="text-align: right;"><i>ELOTSRC</i></td> </tr> <tr> <td>4</td> <td>IF VOLUNTEERED: Produced by a central plant on campus</td> <td style="text-align: right;"><i>ELCPLT</i></td> </tr> </table>			1	Bought from the local utility	<i>ELLOCUT</i>	2	Contracted or bought from an independent power producer or non-local utility	<i>ELNONLU</i>	3	Bought from someone else, such as a broker	<i>ELOTSRC</i>	4	IF VOLUNTEERED: Produced by a central plant on campus	<i>ELCPLT</i>
1	Bought from the local utility	<i>ELLOCUT</i>												
2	Contracted or bought from an independent power producer or non-local utility	<i>ELNONLU</i>												
3	Bought from someone else, such as a broker	<i>ELOTSRC</i>												
4	IF VOLUNTEERED: Produced by a central plant on campus	<i>ELCPLT</i>												
NEXT	IF more than one selected, including Bought from the local utility → D95 [Percent from local utility] OTHERWISE: IF Natural gas used → D96 [How purchase natural gas] IF Bottled gas used → D97 [Bottled gas amount] IF Wood used → D99 [Amount wood burned] OTHERWISE → D103 [AMI smart metering]													

D95	Percent from local utility	<i>ELLUPCT</i>
ASK	IF More than one response selected in D94 [How purchase electricity], including Bought from the local utility	
About what percent of the electricity would you estimate was obtained from the local utility?		
RANGE	1 to 100	
NEXT	IF Natural gas used → D96 [How purchase natural gas] IF Bottled gas used → D97 [Bottled gas amount] IF Wood used → D99 [Amount wood burned] OTHERWISE → D103 [AMI smart metering]	

D96	How purchase natural gas	<i>NGSRC & see below</i>									
ASK	IF Natural gas used										
FILL	<p>{Introduction} IF Electricity used = “Consumers may also be able to purchase their natural gas from more than one supplier.” IF Electricity not used = “In some areas of the country, consumers may purchase their natural gas from more than one supplier.”</p>										
[F1]-HELP											
<p>{Introduction} Was the natural gas in this building bought from the local utility, bought from someone else, such as a non-utility or a broker, or bought both of these ways?</p>											
<table style="width: 100%; border: none;"> <tr> <td style="width: 10%; vertical-align: top;">1</td> <td style="width: 70%;">Bought from the local utility</td> <td style="width: 20%; text-align: right;"><i>NGLOCUT</i></td> </tr> <tr> <td style="vertical-align: top;">2</td> <td>Bought from someone else, such as a non-utility or a broker</td> <td style="text-align: right;"><i>NGOTSRC</i></td> </tr> <tr> <td style="vertical-align: top;">3</td> <td>Bought both ways</td> <td></td> </tr> </table>			1	Bought from the local utility	<i>NGLOCUT</i>	2	Bought from someone else, such as a non-utility or a broker	<i>NGOTSRC</i>	3	Bought both ways	
1	Bought from the local utility	<i>NGLOCUT</i>									
2	Bought from someone else, such as a non-utility or a broker	<i>NGOTSRC</i>									
3	Bought both ways										
NEXT	IF Bottled gas used → D97 [Bottled gas amount] IF Wood used → D99 [Amount wood burned] IF Electricity used → D103 [AMI smart metering] OTHERWISE: IF Heating OR Cooling → D104 [Energy management plan] OTHERWISE → E1 [Section E Routing]										


D97	Bottled gas amount	<i>PRAMTC</i>												
ASK	IF Bottled gas used													
 SHOW CARD D19														
<p>You mentioned that bottled gas is used in this building. Looking at Show Card D19, which range best describes the amount of bottled gas used in 2012?</p>														
<table style="width: 100%; border: none;"> <tr> <td style="width: 10%; vertical-align: top;">1</td> <td style="width: 70%;">Less than 100</td> <td style="width: 20%;"></td> </tr> <tr> <td style="vertical-align: top;">2</td> <td>100 to 499</td> <td></td> </tr> <tr> <td style="vertical-align: top;">3</td> <td>500 to 999</td> <td></td> </tr> <tr> <td style="vertical-align: top;">4</td> <td>1,000 or more</td> <td></td> </tr> </table>			1	Less than 100		2	100 to 499		3	500 to 999		4	1,000 or more	
1	Less than 100													
2	100 to 499													
3	500 to 999													
4	1,000 or more													
NEXT	IF Amount given → D98 [Bottled gas units] IF DK/RF: IF Wood used → D99 [Amount wood burned] IF Electricity used → D103 [AMI smart metering] OTHERWISE: IF Heating OR Cooling → D104 [Energy management plan] OTHERWISE → E1 [Section E Routing]													

D98	Bottled gas units	<i>PRUNIT</i>
ASK	IF D97 [Bottled gas amount] was answered	
<p>◆ VERIFY if volunteered in previous question</p> <p>Is that in gallons or pounds?</p> <ol style="list-style-type: none"> 1 Gallons 2 Pounds 		
NEXT	IF Wood used → D99 [Amount wood burned] IF Electricity used → D103 [AMI smart metering] OTHERWISE: IF Heating OR Cooling → D104 [Energy management plan] OTHERWISE → E1 [Section E Routing]	

D99	Amount wood burned	<i>WOAMT</i>
ASK	IF Wood used	
 SHOW CARD D20 Looking at Show Card D20, which range best describes how much wood was burned in this building in 2012? <ol style="list-style-type: none"> 1 Less than 1 cord 2 1 to 9 cords 3 10 to 20 cords 4 More than 20 cords 		
NEXT	→ D100 [How obtain wood]	

D100	How obtain wood	<i>WOSRC</i>
ASK	IF Wood used	
Did you purchase all the wood, obtain it all free of charge, or was some purchased and some free? <ol style="list-style-type: none"> 1 Purchased all the wood 2 Obtained it all free of charge 3 Some purchased and some free 		
NEXT	IF Purchased all the wood OR Some purchased and some free → D101 [Expenditures for wood] IF Electricity used → D103 [AMI smart metering] OTHERWISE: IF Heating OR Cooling → D104 [Energy management plan] OTHERWISE → E1 [Section E Routing]	

D101	Expenditures for wood	<i>WOEXP</i>
ASK	IF D100 [How obtain wood] = Purchase all the wood OR Some purchased and some free	
<p>Please give me an estimate of the total amount spent for the wood used in 2012.</p> <ul style="list-style-type: none"> ◆ Do not enter cents ◆ VERIFY number digit by digit 		
RANGE	1 to 99,999	
NEXT	IF DK/RF → D102 [Wood expenditures category] IF Electricity used → D103 [AMI smart metering] OTHERWISE: IF Heating OR Cooling → D104 [Energy management plan] OTHERWISE → E1 [Section E Routing]	


D102	Wood expenditures category	<i>WOEXPC</i>
ASK	IF D101 [Expenditures for wood] = DK/RF	
 SHOW CARD D21 Looking at Show Card D21, which range best describes the total amount spent for the wood used in 2012? 1 \$1 to \$100 2 \$101 to \$500 3 \$501 to \$1,000 4 \$1,001 to \$2,000 5 Over \$2,000		
NEXT	IF Electricity used → D103 [AMI smart metering] OTHERWISE: IF Heating OR Cooling → D104 [Energy management plan] OTHERWISE → E1 [Section E Routing]	

D103	AMI smart metering	<i>AMIMETER</i>
ASK	IF Electricity used	
<p>Does this building have advanced metering infrastructure, sometimes referred to as AMI or "smart metering"?</p> <p>◆ DEF: [An AMI or "smart meter" is a meter that records electricity consumption in intervals of one hour or less. Daily data are available to both the energy company and the consumer through a web portal, display device, or other form of communication.]</p> <p>1 Yes 2 No</p>		
NEXT	IF Heating OR Cooling → D104 [Energy management plan] OTHERWISE → E1 [Section E Routing]	

D104	Energy management plan	<i>ENRGYPLN</i>
ASK	IF Heating OR Cooling	
<p>Does this building have a formal energy management plan in which energy targets are set and consistently monitored?</p> <p>1 Yes 2 No</p>		
NEXT	→ E1 [Section E Routing]	

SECTION E. MISCELLANEOUS EQUIPMENT

E1	Section E Routing
NEXT	IF Cooking & CBECS Activity ≠ Food service → E2 [Type of food area] IF Water heating → E9 [Large amounts of hot water] IF CBECS Activity = Lodging; Inpatient health care; OR Nursing → E10 [Laundry onsite] IF B5 [Office type] = Doctor's or dentist's office OR Mixed-use office OR B15 [Health care type] = Doctor's or dentist's office; Clinic or other outpatient health care; Outpatient rehabilitation center; Other type of health care → E16 [Medical equipment] IF CBECS Activity = Education; Laboratory; Office; Outpatient health care; Public assembly; Retail; OR Service → E23 [Laboratory equipment] IF CBECS Activity = Nonrefrigerated OR Refrigerated warehouse → E24 [Machine equipment] IF CBECS Activity = Enclosed mall → E28 [Indoor ice rink] OTHERWISE: IF Electricity NOT used & D84 [Energy for generation] ≠ Yes → E30 [Verify no electricity] OTHERWISE → E31 [Refrigeration]

E2	Type of food area	FDRM																								
ASK	IF Cooking & CBECS Activity ≠ Food service																									
<p data-bbox="154 216 389 258"> SHOW CARD E1</p> <p data-bbox="154 289 1088 321">Now I have some questions about uses of space and equipment in this building.</p> <p data-bbox="154 352 1461 415">Please look at Show Card E1 and tell me which of these types of food preparation or serving areas are found in this building.</p> <ul style="list-style-type: none"> <li data-bbox="186 447 503 478">◆ PROBE for any others <li data-bbox="186 510 487 541">◆ ENTER all that apply <table border="0" data-bbox="227 562 1323 814"> <tr> <td data-bbox="227 562 251 594">1</td> <td data-bbox="267 562 1112 594">Snack bar or concession stand</td> <td data-bbox="1201 562 1299 594">SNACK</td> </tr> <tr> <td data-bbox="227 594 251 625">2</td> <td data-bbox="267 594 1112 625">Fast food or small restaurant</td> <td data-bbox="1201 594 1307 625">FASTFD</td> </tr> <tr> <td data-bbox="227 625 251 657">3</td> <td data-bbox="267 625 1112 657">Cafeteria or large restaurant</td> <td data-bbox="1201 625 1258 657">CAF</td> </tr> <tr> <td data-bbox="227 657 251 688">4</td> <td data-bbox="267 657 1112 688">Large kitchen, commercial kitchen, or other large food preparation area</td> <td data-bbox="1201 657 1315 688">FDPREP</td> </tr> <tr> <td data-bbox="227 688 251 720">5</td> <td data-bbox="267 688 1112 720">Small kitchen area</td> <td data-bbox="1201 688 1307 720">KITCHN</td> </tr> <tr> <td data-bbox="227 720 251 751">6</td> <td data-bbox="267 720 1112 751">Employee lounge, breakroom, or pantry</td> <td data-bbox="1201 720 1315 751">PANTRY</td> </tr> <tr> <td data-bbox="227 751 251 783">7</td> <td data-bbox="267 751 1112 783">Some other type of food preparation area</td> <td data-bbox="1201 751 1323 783">OTFDRM</td> </tr> <tr> <td data-bbox="227 783 251 814">8</td> <td colspan="2" data-bbox="267 783 1323 814">IF VOLUNTEERED: None of these food preparation areas</td> </tr> </table>			1	Snack bar or concession stand	SNACK	2	Fast food or small restaurant	FASTFD	3	Cafeteria or large restaurant	CAF	4	Large kitchen, commercial kitchen, or other large food preparation area	FDPREP	5	Small kitchen area	KITCHN	6	Employee lounge, breakroom, or pantry	PANTRY	7	Some other type of food preparation area	OTFDRM	8	IF VOLUNTEERED: None of these food preparation areas	
1	Snack bar or concession stand	SNACK																								
2	Fast food or small restaurant	FASTFD																								
3	Cafeteria or large restaurant	CAF																								
4	Large kitchen, commercial kitchen, or other large food preparation area	FDPREP																								
5	Small kitchen area	KITCHN																								
6	Employee lounge, breakroom, or pantry	PANTRY																								
7	Some other type of food preparation area	OTFDRM																								
8	IF VOLUNTEERED: None of these food preparation areas																									
NEXT	<p data-bbox="251 856 1258 888">IF ONLY Employee lounge/breakroom/pantry selected → E3 [Cooking in break room]</p> <p data-bbox="251 888 1039 919">IF Snack bar or concession stand → E4 [Snack bar square footage]</p> <p data-bbox="251 919 1006 951">IF Fast food or small restaurant → E5 [Fast food square footage]</p> <p data-bbox="251 951 998 982">IF Cafeteria or large restaurant → E6 [Cafeteria square footage]</p> <p data-bbox="251 982 1120 1045">IF Large kitchen, commercial kitchen, or other large food preparation area → E7 [Commercial kitchen square footage]</p> <p data-bbox="251 1045 763 1077">IF Some other type → E8 [Other food area]</p> <p data-bbox="251 1077 422 1108">OTHERWISE:</p> <p data-bbox="284 1108 901 1140">IF Water heating → E9 [Large amounts of hot water]</p> <p data-bbox="284 1140 1315 1171">IF CBECS Activity = Lodging; Inpatient health care; OR Nursing → E10 [Laundry onsite]</p> <p data-bbox="284 1171 1404 1287">IF B5 [Office type] = Doctor's or dentist's office OR Mixed-use office OR B15 [Health care type] = Doctor's or dentist's office; Clinic or other outpatient health care; Outpatient rehabilitation center; Other type of health care → E16 [Medical equipment]</p> <p data-bbox="284 1287 1445 1350">IF CBECS Activity = Education; Laboratory; Office; Outpatient health care; Public assembly; Retail; OR Service → E23 [Laboratory equipment]</p> <p data-bbox="284 1350 1396 1381">IF CBECS Activity = Nonrefrigerated OR Refrigerated warehouse → E24 [Machine equipment]</p> <p data-bbox="284 1381 974 1413">IF CBECS Activity = Enclosed mall → E28 [Indoor ice rink]</p> <p data-bbox="284 1413 454 1444">OTHERWISE:</p> <p data-bbox="308 1444 1356 1476">IF Electricity NOT used & D84 [Energy for generation] ≠ Yes → E30 [Verify no electricity]</p> <p data-bbox="308 1476 738 1507">OTHERWISE → E31 [Refrigeration]</p>																									

E3	Cooking in break room	<i>COOKBRK</i>
ASK	IF ONLY Employee lounge/breakroom/pantry selected IN E2 [Type of food area]	
<p>Does this employee lounge or break room contain a full-size oven or stove for cooking?</p> <p>1 Yes 2 No</p>		
NEXT	<p>IF Water heating → E9 [Large amounts of hot water] IF CBECS Activity = Lodging; Inpatient health care; OR Nursing → E10 [Laundry onsite] IF B5 [Office type] = Doctor's or dentist's office OR Mixed-use office OR B15 [Health care type] = Doctor's or dentist's office; Clinic or other outpatient health care; Outpatient rehabilitation center; Other type of health care → E16 [Medical equipment] IF CBECS Activity = Education; Laboratory; Office; Outpatient health care; Public assembly; Retail; OR Service → E23 [Laboratory equipment] IF CBECS Activity = Nonrefrigerated OR Refrigerated warehouse → E24 [Machine equipment] IF CBECS Activity = Enclosed mall → E28 [Indoor ice rink] OTHERWISE: IF Electricity NOT used & D84 [Energy for generation] ≠ Yes → E30 [Verify no electricity] OTHERWISE → E31 [Refrigeration]</p>	

E4	Snack bar square footage	<i>SNACKSF</i>
ASK	IF Snack bar or concession stand IN E2 [Type of food area]	
<p>What is the square footage of the snack bar or concession stand area in this building?</p> <p>◆ EXP: [Include seating area, if any.] ◆ EXP: PROBE for estimate if DK</p>		
RANGE	10 to 999,999,999	
NEXT	<p>IF Fast food or small restaurant IN E2 [Type of food area] → E5 [Fast food square footage] IF Cafeteria or large restaurant IN E2 [Type of food area] → E6 [Cafeteria square footage] IF Large kitchen, commercial kitchen, or other large food preparation area IN E2 [Type of food area] → E7 [Commercial kitchen square footage] IF Some other type IN E2 [Type of food area] → E8 [Other food area] OTHERWISE: IF Water heating → E9 [Large amounts of hot water] IF CBECS Activity = Lodging; Inpatient health care; OR Nursing → E10 [Laundry onsite] IF B5 [Office type] = Doctor's or dentist's office OR Mixed-use office OR B15 [Health care type] = Doctor's or dentist's office; Clinic or other outpatient health care; Outpatient rehabilitation center; Other type of health care → E16 [Medical equipment] IF CBECS Activity = Education; Laboratory; Office; Outpatient health care; Public assembly; Retail; OR Service → E23 [Laboratory equipment] IF CBECS Activity = Nonrefrigerated OR Refrigerated warehouse → E24 [Machine equipment] IF CBECS Activity = Enclosed mall → E28 [Indoor ice rink] OTHERWISE: IF Electricity NOT used & D84 [Energy for generation] ≠ Yes → E30 [Verify no electricity] OTHERWISE → E31 [Refrigeration]</p>	

E5	Fast food square footage	<i>FASTFDSF</i>
ASK	IF Fast food or small restaurant IN E2 [Type of food area]	
<p>What is the square footage of the fast food or small restaurant in this building?</p> <ul style="list-style-type: none"> ◆ EXP: [Include seating area, if any.] ◆ EXP: PROBE for estimate if DK 		
RANGE	10 to 999,999,999	
NEXT	<p>IF Cafeteria or large restaurant IN E2 [Type of food area] → E6 [Cafeteria square footage] IF Large kitchen, commercial kitchen, or other large food preparation area IN E2 [Type of food area] → E7 [Commercial kitchen square footage] IF Some other type IN E2 [Type of food area] → E8 [Other food area] OTHERWISE: IF Water heating → E9 [Large amounts of hot water] IF CBECS Activity = Lodging; Inpatient health care; OR Nursing → E10 [Laundry onsite] IF B5 [Office type] = Doctor's or dentist's office OR Mixed-use office OR B15 [Health care type] = Doctor's or dentist's office; Clinic or other outpatient health care; Outpatient rehabilitation center; Other type of health care → E16 [Medical equipment] IF CBECS Activity = Education; Laboratory; Office; Outpatient health care; Public assembly; Retail; OR Service → E23 [Laboratory equipment] IF CBECS Activity = Nonrefrigerated OR Refrigerated warehouse → E24 [Machine equipment] IF CBECS Activity = Enclosed mall → E28 [Indoor ice rink] OTHERWISE: IF Electricity NOT used & D84 [Energy for generation] ≠ Yes → E30 [Verify no electricity] OTHERWISE → E31 [Refrigeration]</p>	

E6	Cafeteria square footage	CAFSF
ASK	IF Cafeteria or large restaurant IN E2 [Type of food area]	
<p>What is the square footage of the cafeteria or large restaurant in this building?</p> <ul style="list-style-type: none"> ◆ EXP: [Include seating area, if any.] ◆ EXP: PROBE for estimate if DK 		
RANGE	10 to 999,999,999	
NEXT	<p>IF Large kitchen, commercial kitchen, or other large food preparation area IN E2 [Type of food area] → E7 [Commercial kitchen square footage] IF Some other type IN E2 [Type of food area] → E8 [Other food area] OTHERWISE: IF Water heating → E9 [Large amounts of hot water] IF CBECS Activity = Lodging; Inpatient health care; OR Nursing → E10 [Laundry onsite] IF B5 [Office type] = Doctor's or dentist's office OR Mixed-use office OR B15 [Health care type] = Doctor's or dentist's office; Clinic or other outpatient health care; Outpatient rehabilitation center; Other type of health care → E16 [Medical equipment] IF CBECS Activity = Education; Laboratory; Office; Outpatient health care; Public assembly; Retail; OR Service → E23 [Laboratory equipment] IF CBECS Activity = Nonrefrigerated OR Refrigerated warehouse → E24 [Machine equipment] IF CBECS Activity = Enclosed mall → E28 [Indoor ice rink] OTHERWISE: IF Electricity NOT used & D84 [Energy for generation] ≠ Yes → E30 [Verify no electricity] OTHERWISE → E31 [Refrigeration]</p>	

E7	Commercial kitchen square footage	<i>FDPREPSF</i>
ASK	IF Cafeteria or large restaurant IN E2 [Type of food area]	
<p>What is the square footage of the commercial kitchen or food preparation area in this building?</p> <p>◆ EXP: PROBE for estimate if DK</p>		
RANGE	10 to 999,999,999	
NEXT	<p>IF Some other type IN E2 [Type of food area] → E8 [Other food area] OTHERWISE:</p> <p>IF Water heating → E9 [Large amounts of hot water] IF CBECS Activity = Lodging; Inpatient health care; OR Nursing → E10 [Laundry onsite] IF B5 [Office type] = Doctor's or dentist's office OR Mixed-use office OR B15 [Health care type] = Doctor's or dentist's office; Clinic or other outpatient health care; Outpatient rehabilitation center; Other type of health care → E16 [Medical equipment] IF CBECS Activity = Education; Laboratory; Office; Outpatient health care; Public assembly; Retail; OR Service → E23 [Laboratory equipment] IF CBECS Activity = Nonrefrigerated OR Refrigerated warehouse → E24 [Machine equipment] IF CBECS Activity = Enclosed mall → E28 [Indoor ice rink] OTHERWISE: IF Electricity NOT used & D84 [Energy for generation] ≠ Yes → E30 [Verify no electricity] OTHERWISE → E31 [Refrigeration]</p>	

E8	Other food area
ASK	IF Some other type IN E2 [Type of food area]
<p>Please describe this other type of food preparation or serving area.</p> <p>◆ RECORD in open box</p>	
NEXT	<p>IF Water heating → E9 [Large amounts of hot water] IF CBECS Activity = Lodging; Inpatient health care; OR Nursing → E10 [Laundry onsite] IF B5 [Office type] = Doctor's or dentist's office OR B15 [Health care type] = Doctor's or dentist's office; Clinic or other outpatient health care; Outpatient rehabilitation center → E16 [Medical equipment] IF CBECS Activity = Education; Laboratory; Office; Outpatient health care; Public assembly; Retail; OR Service → E23 [Laboratory equipment] IF CBECS Activity = Nonrefrigerated OR Refrigerated warehouse → E24 [Machine equipment] IF CBECS Activity = Enclosed mall → E28 [Indoor ice rink] OTHERWISE: IF Electricity NOT used & D84 [Energy for generation] ≠ Yes → E30 [Verify no electricity] OTHERWISE → E31 [Refrigeration]</p>

E9	Large amounts of hot water	<i>HWTRM</i>
ASK	IF Water heating	
FILL	{Introduction} IF E2 [Type of food area] was NOT asked = "Now I have some questions about energy-related space uses and equipment that may be used in this building." OTHERWISE = BLANK	
		[F1]-HELP
{Introduction} Is any space in this building used for any activities requiring large amounts of hot water, such as a commercial dishwasher, laundry room, heated pool, steam room, whirlpool, or showers? 1 Yes 2 No		
NEXT	IF CBCECS Activity = Lodging; Inpatient health care; OR Nursing → E10 [Laundry onsite] IF B19 [Public order type] = Fire station → E11 [Non-fire station space] IF B5 [Office type] = Doctor's or dentist's office OR Mixed-use office OR B15 [Health care type] = Doctor's or dentist's office; Clinic or other outpatient health care; Outpatient rehabilitation center; Other type of health care → E16 [Medical equipment] IF CBCECS Activity = Education; Laboratory; Office; Outpatient health care; Public assembly; Retail; OR Service → E23 [Laboratory equipment] IF CBCECS Activity = Nonrefrigerated OR Refrigerated warehouse → E24 [Machine equipment] IF CBCECS Activity = Enclosed mall → E28 [Indoor ice rink] OTHERWISE: IF Electricity NOT used & D84 [Energy for generation] ≠ Yes → E30 [Verify no electricity] OTHERWISE → E31 [Refrigeration]	

E10	Laundry onsite	<i>LAUNDR</i>
ASK	IF Any energy used & CBCECS Activity = Lodging; Inpatient health care; OR Nursing	
Are the linens primarily laundered in this building, in another building on-site, or by an off-site laundry service? ◆ EXP: [Linens include sheets, bedding, towels, tablecloths, and napkins.] 1 In this building 2 In another building on-site 3 By an off-site laundry service		
NEXT	IF B15 [Health care type] = Inpatient rehabilitation center → E16 [Medical equipment] IF CBCECS Activity = Inpatient health care → E23 [Laboratory equipment] IF CBCECS Activity = Lodging & ((B18 [Lodging type] = Hotel OR Motel or inn) OR (B20 [Residential type] = Hotel OR Motel or inn) → E14 [Conference or event space] IF CBCECS Activity = Lodging AND B18 [Lodging type] ≠ Motel or inn OR Hotel → E25 [Indoor pool] OTHERWISE: IF Electricity NOT used & D84 [Energy for generation] ≠ Yes → E30 [Verify no electricity] OTHERWISE → E31 [Refrigeration]	

E11	Non-fire station space	<i>FSSPACE</i>
ASK	IF B19 [Public order type] = Fire station	
<p>Is any space in this building used for hall rental, police station, government offices, or other activities not related to the fire station?</p> <p>1 Yes 2 No</p>		
NEXT	IF Yes → E12 [Percent non-fire station activities] IF No OR DK/RF → E13 [Fire station living quarters]	

E12	Percent non-fire station space	<i>FSSPACEP</i>
ASK	IF E4a [Non-fire station space] = Yes	
<p>About what percent of the total floorspace in the building is used for these activities?</p>		
RANGE	1 to 100	
NEXT	→ E13 [Fire station living quarters]	

E13	Fire station living quarters	<i>FSLIVEQ</i>
ASK	IF B19 [Public order type] = Fire station OR Combination police and fire station	
<p>Are there living quarters in this fire station?</p> <p>1 Yes 2 No</p>		
NEXT	IF Electricity NOT used & D84 [Energy for generation] ≠ Yes → E30 [Verify no electricity] OTHERWISE → E31 [Refrigeration]	

E14	Conference or event space	<i>LODGSP</i>
ASK	IF CBECS Activity = Lodging AND ((B18 [Lodging type] = Hotel OR Motel or inn) OR (B20 [Residential type] = Hotel OR Motel or inn)	
<p>Is there any space in this building used for conferences or social events?</p> <p>1 Yes 2 No</p>		
NEXT	IF Yes → E15 [Percent conference or event space] IF No OR DK/RF → E25 [Indoor pool]	

E15	Percent conference or event space	<i>LODGSPP</i>
ASK	IF E14 [Conference or event space] = Yes	
About what percent of the total floorspace in the building is used for these events?		
RANGE	1 to 100	
NEXT	➔ E25 [Indoor pool]	

E16	Medical equipment	<i>MEDEQP</i>
ASK	IF Any energy used & B5 [Office type] = Doctor's or dentist's office OR Mixed-use office OR B14 [Health care type] = Doctor's or dentist's office; Clinic or other outpatient health care; Outpatient rehabilitation center; Inpatient rehabilitation center; OR Other type of health care	
		[F1]-HELP
Does this building have any equipment for medical diagnosis or treatment, such as X-ray, CT scan, MRI, linear accelerator, dialysis, or ultrasound machines?		
1 Yes 2 No		
NEXT	IF CBECS Activity = Inpatient health care OR E16 [Medical equipment] = Yes ➔ E17 [Number of X-ray machines] IF CBECS Activity = Outpatient health care ➔ E22 [Outpatient surgery] OTHERWISE: IF Electricity NOT used & D84 [Energy for generation] ≠ Yes ➔ E30 [Verify no electricity] OTHERWISE ➔ E31 [Refrigeration]	
NOTE	IF the building is a Doctor's or dentist's office (from either B5 [Office type] OR B14 [Health care type]): IF E16 [Medical equipment] = Yes ➔ CHANGE the CBECS Activity = Outpatient health care IF E16 [Medical equipment] = No ➔ KEEP the CBECS Activity = Office	

E17	Number of X-ray machines	<i>XRAYN</i>
ASK	IF CBECS Activity = Inpatient health care OR E16 [Medical equipment] = Yes	
How many X-ray machines are used in this building?		
RANGE	0 to 999	
NEXT	➔ E18 [Number of CT scan machines]	

E18	Number of CT scan machines	<i>CTSCANN</i>
ASK	IF CBECS Activity = Inpatient health care OR E16 [Medical equipment] = Yes	
How many CT scan machines are used in this building?		
RANGE	0 to 999	
NEXT	→ E19 [Number of MRI machines]	

E19	Number of MRI machines	<i>MRIN</i>
ASK	IF CBECS Activity = Inpatient health care OR E16 [Medical equipment] = Yes	
How many MRI machines are used in this building?		
RANGE	0 to 999	
NEXT	→ E20 [Number of linear accelerators]	

E20	Number of linear accelerators	<i>LINACCN</i>
ASK	IF CBECS Activity = Inpatient health care OR E16 [Medical equipment] = Yes	
How many linear accelerators are used in this building?		
<p>◆ DEF: [A linear accelerator is used for external beam adiation treatments for patients with cancer.]</p>		
RANGE	0 to 999	
NEXT	IF CBECS Activity = Inpatient health care → E21 [Percent outpatient space] IF CBECS Activity = Outpatient health care → E22 [Outpatient surgery] OTHERWISE: IF Electricity NOT used & D84 [Energy for generation] ≠ Yes → E30 [Verify no electricity] OTHERWISE → E31 [Refrigeration]	

E21	Percent outpatient space	<i>OUTHOSPP</i>
ASK	IF CBECS Activity = Inpatient health care	
FILL	{SqFt} IF A6 [Square footage] known = "A6 [Square footage] square feet" IF A6 [Square footage] = DK/RF = "square footage"	
What percent of the {SqFt} in this building is used for outpatient care? ◆ DEF: [Outpatient care is medical care or treatment that does not require an overnight stay.]		
RANGE	0 to 100	
NEXT	➔ E23 [Laboratory equipment]	

E22	Outpatient surgery	<i>OUTSURG</i>
ASK	IF CBECS Activity = Outpatient health care	
Are there any operating rooms used for outpatient surgery in this building? 1 Yes 2 No		
NEXT	➔ E23 [Laboratory equipment]	

E23	Laboratory equipment	<i>LABEQP</i>
ASK	IF Any energy used & CBECS Activity = Education; Inpatient health care; Laboratory; Office; Outpatient health care; Public assembly; Retail; OR Service	
Does this building have any specialized laboratory equipment that requires extra energy consumption? ◆ EXP: [Some examples are fume hoods, gas chromatographs, centrifuges, spectrometers, and analysis equipment.] 1 Yes 2 No		
NEXT	IF CBECS Activity = Education; Laboratory; Retail; OR Service ➔ E24 [Machine equipment] IF CBECS Activity = Public Assembly OR B15 [Health care type] = Outpatient rehabilitation center OR Inpatient rehabilitation center ➔ E25 [Indoor pool] IF CBECS Activity = Outpatient health care OR Inpatient health care ➔ E29 [Sterilizers or autoclaves] OTHERWISE: IF Electricity NOT used & D84 [Energy for generation] ≠ Yes ➔ E30 [Verify no electricity] OTHERWISE ➔ E31 [Refrigeration]	

E24	Machine equipment	<i>MCHEQP</i>
ASK	IF Any energy used & CBECS Activity = Education; Laboratory; Nonrefrigerated warehouse; Refrigerated warehouse; Retail OR Service	
<p>Does this building have any machine or shop equipment such as woodworking tools, metalworking tools, arc welders, or any other types of power tools?</p> <p>1 Yes 2 No</p>		
NEXT	IF CBECS Activity = Education → E25 [Indoor pool] OTHERWISE: IF Electricity NOT used & D84 [Energy for generation] ≠ Yes → E30 [Verify no electricity] OTHERWISE → E31 [Refrigeration]	

E25	Indoor pool	<i>POOL</i>
ASK	IF Any energy used & (CBECS Activity = Education; Lodging; OR Public Assembly OR B15 [Health care type] = Outpatient rehabilitation center OR Inpatient rehabilitation center)	
<p>Is there an indoor swimming pool in this building?</p> <p>1 Yes 2 No</p>		
NEXT	IF Yes → E26 [Heated pool] IF No OR DK/RF: IF CBECS Activity = Education; Lodging; OR Public assembly → E28 [Indoor ice rink] IF B15 [Health care type] = Outpatient rehabilitation center OR Inpatient rehabilitation center → E29 [Sterilizers or autoclaves]	

E26	Heated pool	<i>HTPOOL</i>
ASK	IF E25 [Indoor pool] =Yes	
<p>Is it a heated pool?</p> <p>1 Yes 2 No</p>		
NEXT	IF Yes → E27 [Pool energy source] IF No OR DK/RF: IF CBECS Activity = Education; Lodging; OR Public assembly → E28 [Indoor ice rink] IF B15 [Health care type] = Outpatient rehabilitation center OR Inpatient rehabilitation center → E29 [Sterilizers or autoclaves]	


E27	Pool energy source	<i>PLSRC</i>
ASK	IF E26 [Heated pool] =Yes	
<p>What energy source is used to heat the pool?</p> <p>◆ Read choices if necessary</p> <ol style="list-style-type: none"> 1 Electricity 2 Natural gas 3 Fuel oil/Diesel/Kerosene 4 Bottled gas/LPG/Propane 5 Solar 6 Some other energy source 		
NEXT	IF CBECS Activity = Education; Lodging; OR Public assembly → E28 [Indoor ice rink] OTHERWISE → E29 [Sterilizers or autoclaves]	

E28	Indoor ice rink	<i>RINK</i>
ASK	IF Any energy used & CBECS Activity = Education; Lodging; Enclosed mall OR Public assembly	
<p>Does this building contain an indoor ice skating rink?</p> <ol style="list-style-type: none"> 1 Yes 2 No 		
NEXT	IF CBECS Activity = Enclosed mall & Electricity NOT used & D84 [Energy for generation] ≠ Yes → E30 [Verify no electricity] IF CBECS Activity = Enclosed mall & Electricity used → E31 [Refrigeration] OTHERWISE → E29 [Sterilizers or autoclaves]	

E29	Sterilizers or autoclaves	<i>STRLZR</i>
ASK	IF Any energy used & CBECS Activity = Education; Food sales; Food service; Inpatient health care; Laboratory; Lodging; Nursing; Office; Outpatient health care; Public assembly; Public order and safety; OR Religious worship	
<p>Does this building use any sterilizers or autoclaves?</p> <ul style="list-style-type: none"> ◆ DEF: [Sterilizers are used to sterilize containers, medical instruments, surgical tools, and trays. Sterilizers use water to produce steam, to cool steam, and in some units, to create a vacuum to accelerate drying of disinfected items.] ◆ DEF: [Autoclaves are similar to sterilizers except that they use ethylene oxide as the sterilizing medium and a stream of pressurized water at high temperatures to draw off spent ethylene oxide. Like steam sterilizers, some autoclaves also use a continuous stream of water to create a vacuum to speed the drying process.] <p>1 Yes 2 No</p>		
NEXT	IF Electricity NOT used & D84 [Energy for generation] ≠ Yes → E30 [Verify no electricity] OTHERWISE → E31 [Refrigeration]	

E30	Verify no electricity	<i>NOELEC</i>
ASK	IF Any energy used & Electricity NOT used & D84 [Energy for generation] ≠ Yes	
<p>I do not have electricity recorded as being used in this building. Is it true that there is not any electricity used in this building?</p> <p>1 True, electricity is <u>not</u> used 2 False, electricity is used</p>		
NEXT	IF True, electricity is not used OR DK/RF → E83 [Window glass type] IF False, electricity is used → E31 [Refrigeration]	

E31	Refrigeration	<i>RFGEQP</i>
ASK	IF Electricity used OR D84 [Energy for generation] = Yes OR E30 [Verify no electricity] = False, electricity is used	
		[F1]-HELP
Is there any refrigeration or freezer equipment used in this building, including vending machines?		
1 Yes 2 No		
NEXT	IF Yes → E32 [Refrigeration types] IF No OR DK/RF & NOT(B24 [Completely vacant] = Yes & C18 [Months in use] = Zero OR DK/RF) → E44 [Computers used] OTHERWISE: IF C29 [No operating hours] ≠ True, no operating hours & C30 [Total hours open per week] > Zero → E70 [Percent lit when open] OTHERWISE → E73 [Percent lit off hours]	

E32	Refrigeration types	<i>see below</i>
ASK	IF E31 [Refrigeration] = Yes	
		[F1]-HELP
 SHOW CARD E2		
Looking at Show Card E2, please tell me which types of refrigeration or freezer equipment are found in this building.		
◆ PROBE for any others ◆ ENTER all that apply		
1 Full-size residential-type refrigerators/freezers 2 Half-size or compact refrigerators 3 Walk-in refrigeration/freezer units 4 Open refrigerated/freezer cases or cabinets 5 Closed refrigerated/freezer cases or cabinets 6 Refrigerated vending machines 7 Commercial ice makers 8 Large cold storage areas		<i>RFGRES</i> <i>RFGCOMP</i> <i>RFGWI</i> <i>RFGOP</i> <i>RFGCL</i> <i>RFGVEN</i> <i>RFGICE</i> <i>RFGSTO</i>
NEXT	IF Residential-type selected → E33 [Number residential refrigerators] IF Compact size selected → E34 [Number compact size refrigerators] IF Walk-in units selected → E35 [Number walk-in units] IF Open cases or cabinets selected → E36 [Number open cases] IF Closed cases or cabinets selected → E37 [Number closed cases] IF Refrigerated vending machines selected → E38 [Number vending] IF Commercial ice makers selected → E39 [Number ice makers] IF Large cold storage areas selected → E40 [Percent cold storage] IF CBECS Activity = Food sales OR B18 [Lodging type] = Motel or inn OR Hotel OR B20 [Residential type] = Motel or inn OR Hotel → E41 [Waste heat recovery] IF DK/RF → E44 [Computers used]	

E33	Number residential refrigerators	<i>RFGRSN</i>
ASK	IF Residential-type IN E32 [Refrigeration types]	
<p>How many residential-type refrigerators or freezers are there?</p> <p>◆ PROBE for estimate if DK</p>		
RANGE	1 to 9999	
NEXT	IF Compact size selected → E34 [Number compact size refrigerators] IF Walk-in units selected → E35 [Number walk-in units] IF Open cases or cabinets selected → E36 [Number open cases] IF Closed cases or cabinets selected → E37 [Number closed cases] IF Refrigerated vending machines selected → E38 [Number vending] IF Commercial ice makers selected → E39 [Number ice makers] IF Large cold storage areas selected → E40 [Percent cold storage] IF CBECS Activity = Food sales OR B18 [Lodging type] = Motel or inn OR Hotel OR B20 [Residential type] = Motel or inn OR Hotel → E41 [Waste heat recovery] IF DK/RF → E44 [Computers used]	

E34	Number compact size refrigerators	<i>RFGCOMPN</i>
ASK	IF Compact size IN E32 [Refrigeration types]	
<p>How many half-size or compact refrigerators are there?</p> <p>◆ PROBE for estimate if DK</p>		
RANGE	1 to 9999	
NEXT	IF Walk-in units selected → E35 [Number walk-in units] IF Open cases or cabinets selected → E36 [Number open cases] IF Closed cases or cabinets selected → E37 [Number closed cases] IF Refrigerated vending machines selected → E38 [Number vending] IF Commercial ice makers selected → E39 [Number ice makers] IF Large cold storage areas selected → E40 [Percent cold storage] IF CBECS Activity = Food sales OR B18 [Lodging type] = Motel or inn OR Hotel OR B20 [Residential type] = Motel or inn OR Hotel → E41 [Waste heat recovery] IF DK/RF → E44 [Computers used]	

E35	Number walk-in units	<i>RFGWIN</i>
ASK	IF Walk-in units IN E32 [Refrigeration types]	
<p>How many walk-in refrigeration or freezer units are there?</p> <p>◆ PROBE for estimate if DK</p>		
RANGE	1 to 999	
NEXT	IF Open cases or cabinets selected → E36 [Number open cases] IF Closed cases or cabinets selected → E37 [Number closed cases] IF Refrigerated vending machines selected → E38 [Number vending] IF Commercial ice makers selected → E39 [Number ice makers] IF Large cold storage areas selected → E40 [Percent cold storage] IF CBECS Activity = Food sales OR B18 [Lodging type] = Motel or inn OR Hotel OR B20 [Residential type] = Motel or inn OR Hotel → E41 [Waste heat recovery] IF DK/RF → E44 [Computers used]	

E36	Number open cases	<i>RFGOPN</i>
ASK	IF Open cases or cabinets IN E32 [Refrigeration types]	
<p>How many open refrigerated or freezer cases or cabinets are there?</p> <p>◆ PROBE for estimate if DK</p>		
RANGE	1 to 999	
NEXT	IF Closed cases or cabinets selected → E37 [Number closed cases] IF Refrigerated vending machines selected → E38 [Number vending] IF Commercial ice makers selected → E39 [Number ice makers] IF Large cold storage areas selected → E40 [Percent cold storage] IF CBECS Activity = Food sales OR B18 [Lodging type] = Motel or inn OR Hotel OR B20 [Residential type] = Motel or inn OR Hotel → E41 [Waste heat recovery] IF DK/RF → E44 [Computers used]	

E37	Number closed cases	<i>RFGCLN</i>
ASK	IF Closed cases or cabinets IN E32 [Refrigeration types]	
<p>How many closed refrigerated or freezer cases or cabinets are there?</p> <p>◆ PROBE for estimate if DK</p>		
RANGE	1 to 999	
NEXT	IF Refrigerated vending machines selected → E38 [Number vending] IF Commercial ice makers selected → E39 [Number ice makers] IF Large cold storage areas selected → E40 [Percent cold storage] IF CBECS Activity = Food sales OR B18 [Lodging type] = Motel or inn OR Hotel OR B20 [Residential type] = Motel or inn OR Hotel → E41 [Waste heat recovery] IF DK/RF → E44 [Computers used]	

E38	Number vending	<i>RFVNN</i>
ASK	IF Refrigerated vending machines IN E32 [Refrigeration types]	
<p>How many refrigerated vending machines are there?</p> <p>◆ PROBE for estimate if DK</p>		
RANGE	1 to 999	
NEXT	IF Commercial ice makers selected → E39 [Number ice makers] IF Large cold storage areas selected → E40 [Percent cold storage] IF CBECS Activity = Food sales OR B18 [Lodging type] = Motel or inn OR Hotel OR B20 [Residential type] = Motel or inn OR Hotel → E41 [Waste heat recovery] IF DK/RF → E44 [Computers used]	

E39	Number ice makers	<i>RFICN</i>
ASK	IF Commercial ice makers IN E32 [Refrigeration types]	
<p>How many commercial ice makers are there?</p> <p>◆ PROBE for estimate if DK</p>		
RANGE	1 to 999	
NEXT	IF Large cold storage areas selected → E40 [Percent cold storage] IF CBECS Activity = Food sales OR B18 [Lodging type] = Motel or inn OR Hotel OR B20 [Residential type] = Motel or inn OR Hotel → E41 [Waste heat recovery] IF DK/RF → E44 [Computers used]	

E40	Percent cold storage	<i>RFSTP</i>
ASK	IF Large cold storage areas IN E32 [Refrigeration types]	
<p>About what percent of the total floorspace in the building is used for cold storage?</p> <p>◆ PROBE for estimate if DK</p>		
RANGE	1 to 100	
NEXT	IF CBECS Activity = Food sales OR B18 [Lodging type] = Motel or inn OR Hotel OR B20 [Residential type] = Motel or inn OR Hotel → E41 [Waste heat recovery] OTHERWISE → E44 [Computers used]	


E41	Waste heat recovery	<i>WHRECOV</i>
ASK	IF E31 [Refrigeration] = Yes & CBECS Activity = Food sales OR B18 [Lodging type] = Motel or inn OR Hotel OR B20 [Residential type] = Motel or inn OR Hotel	
<p>Refrigeration equipment gives off excess heat that can be used to supplement other equipment in the building. Is there such a waste heat recovery system associated with the refrigeration equipment?</p> <p>1 Yes 2 No</p>		
NEXT	IF Yes → E42 [Waste heat use] IF No OR DK/RF → E44 [Computers used]	

E42	Waste heat use	<i>WHUSE</i>
ASK	IF E41 [Waste heat recovery] = Yes	
<p>What is the waste heat used for - space heating, water heating, or some other use?</p> <p>◆ ENTER all that apply</p> <p>1 Space heating 2 Water heating 3 Some other use</p>		
NEXT	IF Some other use → E43 [Other waste heat use] OTHERWISE → E44 [Computers used]	

E43	Other waste heat use
ASK	IF E26b [Waste heat use] = Some other use
<p>What is the other use for the waste heat?</p> <p>◆ RECORD in open box</p>	
NEXT	→ E44 [Computers used]


E44	Computers used	<i>PCTERM</i>
ASK	IF Electricity used OR D84 [Energy for generation] = Yes OR E30 [Verify no electricity] = False, electricity is used & NOT(B24 [Completely vacant] = Yes & C18 [Months in use] = Zero OR DK/RF)	
<p>Are there any computers used in this building?</p> <ul style="list-style-type: none"> ◆ EXP: [Even if only laptops are used, answer Yes.] ◆ EXP: [Do not include tablet computers or inventory, such as in retail stores.] <p>1 Yes 2 No</p>		
NEXT	IF Yes → E45 [Number of computers] IF No OR DK/RF → E55 [Dedicated servers]	


E45	Number of computers	<i>PCNUM</i>
ASK	IF E44 [Computers used] = Yes	
<p>Not counting any dedicated servers or laptop computers, about how many computers are used in this building?</p> <ul style="list-style-type: none"> ◆ EXP: [Do not include tablet computers or inventory, such as in retail stores.] ◆ DEF: [A server is usually just the CPU, or "case," portion of a computer that manages network resources such as computer files, printers, databases, or network traffic; servers do not require much human operation, so most do not have keyboards or monitors.] 		
RANGE	0 to 9,999,999	
NEXT	IF DK/RF → E46 [Computers category] IF > Zero → E47 [Multiple monitors] IF Zero → E51 [Number of laptops]	

E46	Computers category	<i>PCTRMC</i>
ASK	IF E45 [Number of computers] = DK/RF	
 SHOW CARD E3 Looking at Show Card E3, which category best describes the number of computers used in this building? 1 1 to 4 2 5 to 9 3 10 to 19 4 20 to 49 5 50 to 99 6 100 to 249 7 250 to 499 8 500 to 999 9 1,000 to 2,499 10 2,500 to 4,999 11 5,000 or more		
NEXT	→ E47 [Multiple monitors]	


E47	Multiple monitors	<i>MLTMON</i>
ASK	IF E45 [Number of computers] > Zero	
FILL	{Computers} IF E45 [Number of computers] = One = Does the computer OTHERWISE = Do any of the computers	
{Computers} use more than one monitor? 1 Yes 2 No		
NEXT	IF Yes & E45 [Number of computers] ≠ One → E48 [Multiple monitor category] OTHERWISE → E49 [Flat screen]	

E48	Multiple monitor category	<i>MLTMNC</i>
ASK	IF E47 [Multiple monitors] = Yes & E45 [Number of computers] ≠ One	
Would you say that multiple monitors are used with all of the computers, most of them, some of them, or just a few? 1 All 2 Most 3 Some 4 A few		
NEXT	→ E50 [Flat screen category]	

E49	Flat screen	<i>FLATG1PC</i>
ASK	IF E45 [Number of computers] = One	
FILL	{FlatQuestion} IF E47 [Multiple monitors] = Yes = Are any of the monitors of this type? IF E47 [Multiple monitors] ≠ Yes = Does the computer have this type of monitor?	
 SHOW CARD E4 Please look at Show Card E4 which shows a picture of a flat screen monitor. {FlatQuestion}		
<p>◆ DEF: [A flat screen monitor, also known as a liquid crystal display or LCD, is lightweight and very thin, in contrast to most standard monitors which have bulky backs and take up a lot of desk space.]</p> <p>1 Yes 2 No</p>		
NEXT	→ E51 [Number of laptops]	

E50	Flat screen category	<i>FLATG1PC</i>
ASK	IF E45 [Number of computers] ≠ One	
 SHOW CARD E4 Please look at Show Card E4 which shows a picture of a flat screen monitor. Would you say that all of the monitors are flat screen, most of them, some of them, or just a few?		
<p>◆ DEF: [A flat screen monitor, also known as a liquid crystal display or LCD, is lightweight and very thin, in contrast to most standard monitors which have bulky backs and take up a lot of desk space.]</p> <p>1 All 2 Most 3 Some 4 A few</p>		
NEXT	→ E51 [Number of laptops]	

E51	Number of laptops	<i>LAPTPN</i>
ASK	IF E44 [Computers used] = Yes	
<p>About how many laptop computers are used in this building?</p> <p>◆ EXP: [Do not include tablet computers or inventory, such as in retail stores.]</p>		
RANGE	0 to 9,999,999	
NEXT	IF DK/RF → E52 [Laptops category] IF Number given → E53 [Number of printers]	


E52	Laptops category	<i>LAPTPC</i>
ASK	IF E51 [Number of laptops] = DK/RF	
<p> SHOW CARD E3</p> <p>Looking at Show Card E3, which category best describes the number of laptop computers used in this building?</p> <ul style="list-style-type: none"> 1 1 to 4 2 5 to 9 3 10 to 19 4 20 to 49 5 50 to 99 6 100 to 249 7 250 to 499 8 500 to 999 9 1,000 to 2,499 10 2,500 to 4,999 11 5,000 or more 		
NEXT	→ E53 [Number of printers]	


E53	Number of printers	<i>PRNTRN</i>
ASK	IF E44 [Computers used] = Yes	
<p>About how many printers are there in this building?</p> <p>◆ PROBE for estimate if DK</p>		
RANGE	0 to 9,999,999	
NEXT	IF ≥ 1 → E54 [Type of printers] IF Zero OR DK/RF → E55 [Dedicated servers]	

E54	Type of printers	<i>PRNTYP</i>
ASK	IF E53 [Number of printers] ≥ 1	
FILL	{IsAre} IF E53 [Number of printers] = 1 = Is this an IF E53 [Number of printers] > 1 = Are these mainly {Printers} IF E53 [Number of printers] = 1 = printer IF E53 [Number of printers] > 1 = printers	
		[F1]-HELP
	{IsAre} inkjet or laser {Printers}? 1 Inkjet 2 Laser 3 IF VOLUNTEERED: Some other type 4 IF VOLUNTEERED: Half inkjet, half laser	
NEXT	→ E55 [Dedicated servers]	

E55	Dedicated servers	<i>SERVER</i>
ASK	IF Electricity used OR D84 [Energy for generation] = Yes OR E30 [Verify no electricity] = False, electricity is used & NOT(B24 [Completely vacant] = Yes & C18 [Months in use] = Zero OR DK/RF)	
	Are there any dedicated computer servers used in this building? ◆ DEF: [A server is usually just the CPU, or "case," portion of a computer that manages network resources such as computer files, printers, databases, or network traffic; servers do not require much human operation, so most do not have keyboards or monitors.] ◆ DEF: [Dedicated means that the server performs no other tasks besides server tasks.] 1 Yes 2 No	
NEXT	IF Yes → E56 [Number of servers] IF No OR DK/RF: IF E44 [Computers used] = Yes: IF E45 [Number of computers] = DK/RF OR E51 [Number of laptops] = DK/RF OR BOTH KNOWN & E45 [Number of computers] + E51 [Number of laptops] > 4 → E58 [Separate computer areas] IF CBECS Activity = Education → E61 [Interactive whiteboards] OTHERWISE → E64 [TV or video displays] IF E44 [Computers used] ≠ Yes → E64 [TV or video displays]	

E56	Number of servers	<i>SRVNUM</i>
ASK	IF E55 [Dedicated servers] = Yes	
About how many dedicated servers are used in this building?		
RANGE	1 to 9,999,999	
NEXT	IF DK/RF → E57 [Servers category] IF Number given → E58 [Separate computer areas]	

E57	Servers category	<i>SRVRC</i>
ASK	IF E56 [Number of servers] = DK/RF	
 SHOW CARD E3 Looking at Show Card E3, which category best describes the number of servers used in this building?		
1 1 to 4 2 5 to 9 3 10 to 19 4 20 to 49 5 50 to 99 6 100 to 249 7 250 to 499 8 500 to 999 9 1,000 to 2,499 10 2,500 to 4,999 11 5,000 or more		
NEXT	→ E58 [Separate computer areas]	

E58	Separate computer areas	<i>see below</i>
ASK	IF E44 [Computers used] = Yes OR E55 [Dedicated servers] = Yes & E45 [Number of computers] = DK/RF OR E51 [Number of laptops] = DK/RF OR BOTH KNOWN & E45 [Number of computers] + E51 [Number of laptops] > 4	
 SHOW CARD E5 Please look at Show Card E5 and tell me if any of these types of separate computer areas are found in this building. <ul style="list-style-type: none"> ◆ PROBE for any others ◆ ENTER all that apply <ul style="list-style-type: none"> 1 Data center or server farm <i>DATACNTR</i> 2 Computer-based training room <i>TRNGRM</i> 3 Student or public computer center <i>STDNRM</i> 4 Trading floor <i>TRDFLR</i> 5 None of these types of areas 		
NEXT	IF Data center/server farm selected → E59 [Data center square footage] IF Trading floor selected → E60 [Trading floor square footage] IF B30 [CBECS Activity] = Education OR Office → E61 [Interactive whiteboards] OTHERWISE → E63 [TV or video displays]	

E59	Data center square footage	<i>DATACNTRSF</i>
ASK	IF Data center or server farm IN E58 [Separate computer areas]	
What is the square footage of the data center or server farm you just mentioned?		
RANGE	10 to 999,999,999	
NEXT	IF Trading floor IN E58 [Separate computer areas] → E60 [Trading floor square footage] OTHERWISE: IF E44 [Computers used] = Yes AND B30 [CBECS Activity] = Education → E61 [Interactive whiteboards] OTHERWISE → E63 [TV or video displays]	

E60	Trading floor square footage	<i>TRDFLRSF</i>
ASK	IF Trading floor IN E58 [Separate computer areas]	
What is the square footage of the trading floor you just mentioned?		
RANGE	10 to 999,999,999	
NEXT	IF E44 [Computers used] = Yes AND B30 [CBECS Activity] = Education OR Office → E61 [Interactive whiteboards] OTHERWISE → E63 [TV or video displays]	

E61	Interactive whiteboards	<i>WBOARDS</i>
ASK	IF E44 [Computers used] = Yes AND B30 [CBECS Activity] = Education OR Office	
<p>Are there any interactive whiteboards that connect to a computer and projector?</p> <p>◆ DEF: [An interactive whiteboard is a large interactive display that connects to a computer and a projector. The computer's desktop is projected onto the board's surface where users control the computer using a pen, finger, or other device.]</p> <p>1 Yes 2 No</p>		
NEXT	IF Yes → E62 [Number of interactive whiteboards] IF No OR DK/RF → E63 [TV or video displays]	

E62	Number of interactive whiteboards	<i>NWBOARDS</i>
ASK	IF E61 [Interactive whiteboards] = Yes	
<p>How many interactive whiteboards are used in this building?</p> <p>◆ PROBE for estimate if DK</p>		
RANGE	1 to 999	
NEXT	→ E63 [TV or video displays]	

E63	TV or video displays	<i>TVVIDEO</i>
ASK	IF Electricity used OR D84 [Energy for generation] = Yes OR E30 [Verify no electricity] = False, electricity is used & NOT(B24 [Completely vacant] = Yes & C18 [Months in use] = Zero)	
<p>Are there any televisions or video displays, other than computer monitors?</p> <p>1 Yes 2 No</p>		
NEXT	IF Yes → E64 [Number of TV or video displays] IF No OR DK/RF → E65 [Cash registers]	

E64	Number of TV or video displays	<i>TVVIDEON</i>
ASK	IF E63 [TV or video displays] = Yes	
<p>How many televisions or video displays are used in this building?</p> <p>◆ PROBE for estimate if DK</p>		
RANGE	1 to 9999	
NEXT	→ E65 [Cash registers]	

E65	Cash registers	<i>RGSTR</i>
ASK	IF Electricity used OR D84 [Energy for generation] = Yes OR E30 [Verify no electricity] = False, electricity is used & NOT(B24 [Completely vacant] = Yes & C18 [Months in use] = Zero)	
<p>Are there any cash registers or "point-of-sales" terminals used in this building?</p> <p>1 Yes 2 No</p>		
NEXT	IF Yes → E66 [Number of cash registers] IF No OR DK/RF → E67 [Photocopiers]	


E66	Number of cash registers	<i>RGSTRN</i>
ASK	IF E65 [Cash registers] = Yes	
<p>About how many cash registers or "point-of-sales" terminals are used in this building?</p> <p>◆ PROBE for estimate if DK</p>		
RANGE	1 to 9,999	
NEXT	→ E67 [Photocopiers]	

E67	Photocopiers	<i>COPIER</i>
ASK	IF Electricity used OR D84 [Energy for generation] = Yes OR E30 [Verify no electricity] = False, electricity is used & NOT(B24 [Completely vacant] = Yes & C18 [Months in use] = Zero)	
<p>Are there any photocopiers, other than small desktop copiers, used in this building?</p> <p>1 Yes 2 No</p>		
NEXT	IF Yes → E68 [Number of photocopiers] IF No OR DK/RF → E69 [FAX machines]	

E68	Number of photocopiers	<i>COPRN</i>
ASK	IF E67 [Photocopiers] = Yes	
<p>About how many photocopiers are there?</p> <p>◆ PROBE for estimate if DK</p>		
RANGE	1 to 9,999	
NEXT	→ E69 [FAX machines]	


E69	FAX machines	<i>FAX</i>
ASK	IF Electricity used OR D84 [Energy for generation] = Yes OR E30 [Verify no electricity] = False, electricity is used & NOT(B24 [Completely vacant] = Yes & C18 [Months in use] = Zero)	
<p>Are there any FAX machines used in this building?</p> <p>1 Yes 2 No</p>		
NEXT	IF C29 [No operating hours] ≠ True, no operating hours & C30 [Total hours open per week] > Zero → E70 [Percent lit when open] OTHERWISE → E73 [Percent lit off hours]	


E70	Percent lit when open	<i>LTOHRP</i>
ASK	IF C29 [No operating hours] ≠ True, no operating hours & C30 [Total hours open per week] > Zero & (Electricity used OR D84 [Energy for generation] = Yes OR E30 [Verify no electricity] = False, electricity is used)	
FILL	{SqFt} IF A6 [Square footage] known = "A6 [Square footage] square feet" IF A6 [Square footage] = DK/RF = "square footage"	
		[F1]-HELP
<p>The next questions are about the lighting inside the building.</p> <p>What percent of the {SqFt} in this building is lit when the building is normally open?</p> <ul style="list-style-type: none"> ◆ DEF: ["Normally open" means the hours when the usual activities occur.] ◆ If lit square footage is known but not the percent, RECORD square footage in comments, then code DK 		
RANGE	0 to 100	
NEXT	IF DK/RF → E71 [Lit when open category] IF Percent given: IF C26 [Open 24 hours a day] = Yes OR C30 [Total hours open per week] = 168 OR C31 [Weekly hours category] = 168 → E72 [Lights off during 24 hours] OTHERWISE → E73 [Percent lit off hours]	

E71	Lit when open category	<i>LOHRPC</i>
ASK	IF E70 [Percent lit when open] = DK/RF	
		[F1]-HELP
 SHOW CARD E6		
<p>Looking at Show Card E6, what is your best estimate of the percent of the square feet in this building that is lit when the building is normally open?</p> <ol style="list-style-type: none"> 1 1 to 25 percent 2 26 to 50 percent 3 51 to 75 percent 4 76 to 100 percent 5 Not lit at all when it is normally open 		
NEXT	IF C26 [Open 24 hours a day] = Yes OR C30 [Total hours open per week] = 168 OR C31 [Weekly hours category] = 168 → E72 [Lights off during 24 hours] OTHERWISE → E73 [Percent lit off hours]	


E72	Lights off during 24 hours	<i>LTNR24</i>
ASK	IF C26 [Open 24 hours a day] = Yes OR C30 [Total hours open per week] = 168 OR C31 [Weekly hours category] = 168 & (Electricity used OR D84 [Energy for generation] = Yes OR E30 [Verify no electricity] = False, electricity is used)	
Are there any periods during a normal 24-hour day when some of the lights are turned off?		
1 Yes 2 No		
NEXT	IF Yes → E73 [Percent lit off hours] IF No OR DK/RF: IF E70 [Percent lit when open] > 0 OR E71 [Lit when open category] ≠ Not lit → E75 [Lighting types] OTHERWISE → E80 [Percent of exterior lighted]	

E73	Percent lit off hours	<i>LTNHRP</i>
ASK	IF (C26 [Open 24 hours a day] ≠ Yes & C30 [Total hours open per week] ≠ 168 & C31 [Weekly hours category] ≠ 168) OR E72 [Lights off during 24 hours] = Yes & (Electricity used OR D84 [Energy for generation] = Yes OR E30 [Verify no electricity] = False, electricity is used)	
FILL	{SqFt} IF A6 [Square footage] known = "A6 [Square footage] square feet" IF A6 [Square footage] = DK/RF = "square footage" {OffHours} IF C26 [Open 24 hours a day] = Yes OR C30 [Total hours open per week] = 168 OR C31 [Weekly hours category] = "the time during a 24-hour period when some lights are turned off" OTHERWISE = "the hours when the building is not normally open"	
[F1]-HELP		
What percent of the {SqFt} is lit during off hours, that is {OffHours},? Exclude the space lit by emergency lighting.		
◆ If lit square footage is known but not the percent, RECORD square footage in comments, then code DK		
RANGE	0 to 100	
NEXT	IF DK/RF → E74 [Lit off hours category] IF 1-100 → E75 [Lighting types] IF Zero: IF E70 [Percent lit when open] > 0 OR E71 [Lit when open category] ≠ Not lit → E75 [Lighting types] OTHERWISE → E80 [Percent of exterior lighted]	


E74	Lit off hours category	<i>LNHRPC</i>
ASK	IF E73 [Percent lit off hours] = DK/RF	
 SHOW CARD E6		[F1]-HELP
<p>Looking at Show Card E6, what is your best estimate of the percent lit during off hours?</p> <ul style="list-style-type: none"> 1 1 to 25 percent 2 26 to 50 percent 3 51 to 75 percent 4 76 to 100 percent 5 Not lit at all during off hours 		
NEXT	IF 1 to 100 percent OR DK/RF → E75 [Lighting types] IF Not lit at all: IF E70 [Percent lit when open] > 0 OR E71 [Lit when open category] ≠ Not lit → E75 [Lighting types] OTHERWISE → E80 [Percent of exterior lighted]	

E75	Lighting types	<i>see below</i>														
ASK	IF E70 [Percent lit when open] > 0 OR E71 [Lit when open category] = 1 to 100 OR DK/RF OR E73 [Percent lit off hours] > 0 OR E74 [Lit off hours category] = 1 to 100 OR DK/RF															
 SHOW CARD E7		[F1]-HELP														
<p>Looking at Show Card E7, what types of lighting were used to light any of the space in this building?</p> <ul style="list-style-type: none"> ◆ PROBE for any others ◆ ENTER all that apply <table style="width: 100%; border: none;"> <tr> <td style="width: 70%;">1 Fluorescent lighting other than compact fluorescent bulbs</td> <td style="text-align: right;"><i>FLUOR</i></td> </tr> <tr> <td>2 Compact fluorescent bulbs</td> <td style="text-align: right;"><i>CFLR</i></td> </tr> <tr> <td>3 Incandescent light bulbs, other than halogen bulbs</td> <td style="text-align: right;"><i>BULB</i></td> </tr> <tr> <td>4 Halogen bulbs</td> <td style="text-align: right;"><i>HALO</i></td> </tr> <tr> <td>5 High intensity discharge (HID) lights such as high pressure sodium, metal halide or mercury vapor</td> <td style="text-align: right;"><i>HID</i></td> </tr> <tr> <td>6 Light-emitting diode (LED) lights</td> <td style="text-align: right;"><i>LED</i></td> </tr> <tr> <td>7 Other type of lighting</td> <td style="text-align: right;"><i>OTLT</i></td> </tr> </table>			1 Fluorescent lighting other than compact fluorescent bulbs	<i>FLUOR</i>	2 Compact fluorescent bulbs	<i>CFLR</i>	3 Incandescent light bulbs, other than halogen bulbs	<i>BULB</i>	4 Halogen bulbs	<i>HALO</i>	5 High intensity discharge (HID) lights such as high pressure sodium, metal halide or mercury vapor	<i>HID</i>	6 Light-emitting diode (LED) lights	<i>LED</i>	7 Other type of lighting	<i>OTLT</i>
1 Fluorescent lighting other than compact fluorescent bulbs	<i>FLUOR</i>															
2 Compact fluorescent bulbs	<i>CFLR</i>															
3 Incandescent light bulbs, other than halogen bulbs	<i>BULB</i>															
4 Halogen bulbs	<i>HALO</i>															
5 High intensity discharge (HID) lights such as high pressure sodium, metal halide or mercury vapor	<i>HID</i>															
6 Light-emitting diode (LED) lights	<i>LED</i>															
7 Other type of lighting	<i>OTLT</i>															
NEXT	IF Other type of lighting selected → E76 [Other bulb type] OTHERWISE: IF More than one type selected → E77 [Percent lit by bulb type] IF Only one type selected: IF D66 [Building automation system] = Yes → E78 [BAS controls lighting] OTHERWISE → E79 [Lighting controls]															

E76	Other bulb type	OTLTX
ASK	IF Other type of lighting IN E75 [Lighting types]	
<p>What type of bulb is the other type of lighting?</p> <p>◆ RECORD in space below</p>		
NEXT	IF More than one type selected → E77 [Percent lit by bulb type] IF Only one type selected: IF D66 [Building automation system] = Yes → E78 [BAS controls lighting] OTHERWISE → E79 [Lighting controls]	

E77	Percent lit by bulb type	<i>FLUORP, CFLRP, BULBP, HALOP, HIDP, LEDP, OTLTP</i>
ASK	For each lighting type given in E75 [Lighting types]	
FILL	<p>{Introduction} IF First lighting type = “The next questions are about the percent of floorspace lit by the types of lighting you just mentioned. Please keep in mind: “ OTHERWISE = BLANK</p> <p>{Explanation} IF First lighting type and E70 [Percent lit when open] ≠ 100 = “We are talking only about the <u>lighted portion</u> of the floorspace, so these percents must add up to at least 100, but since more than one type of bulb can light the same area, it is also possible for them to add up to <u>more</u> than 100.” IF First lighting type and E70 [Percent lit when open] = 100 = “These percents must add up to at least 100, but since more than one type of bulb can light the same area, it is also possible for them to add up to <u>more</u> than 100.” OTHERWISE = BLANK</p> <p>{BulbType} IF Fluorescent IN E75 [Lighting types] = “fluorescent lighting” IF Compact fluorescent bulbs IN E75 [Lighting types] = “compact fluorescent bulbs” IF Incandescent light bulbs IN E75 [Lighting types] = “incandescent bulbs” IF Halogen bulbs IN E75 [Lighting types] = “halogen lighting” IF High intensity discharge (HID) lights IN E75 [Lighting types] = “high intensity discharge lights” IF Light-emitting diode (LED) lights IN E75 [Lighting types] = “LED lights” IF Other type of lighting IN E75 [Lighting types] = “other lighting type”</p>	
<p> SHOW CARD E8</p> <p>{Introduction}</p> <p>{Explanation}</p> <p>Please look at Show Card E8. What percent of the lighted area in this building is lit by the {BulbType}?</p> <p>◆ PROBE for estimate if DK</p>		
RANGE	0 to 100	
NEXT	IF D66 [Building automation system] = Yes → E78 [BAS controls lighting] OTHERWISE → E79 [Lighting controls]	


E78	BAS controls lighting	<i>EMCSLT</i>
ASK	IF (E70 [Percent lit when open] > 0 OR E71 [Lit when open category] ≠ Not lit OR E73 [Percent lit off hours] > 0 OR E74 [Lit off hours category] ≠ Not lit) & D66 [Building automation system] = Yes	
		[F1]-HELP
Does the Building Automation System, or BAS, that you mentioned earlier also control the interior lighting system?		
<ul style="list-style-type: none"> 1 Yes 2 No 		
NEXT	→ E79 [Lighting controls]	


E79	Lighting controls	<i>see below</i>																		
ASK	IF (E70 [Percent lit when open] > 0 OR E71 [Lit when open category] ≠ Not lit OR E73 [Percent lit off hours] > 0 OR E74 [Lit off hours category] ≠ Not lit)																			
 SHOW CARD E9																				
Looking at Show Card E9, please tell me which of these lighting controls or lighting control strategies, if any, are used in this building.																				
<ul style="list-style-type: none"> ◆ PROBE for any others ◆ ENTER all that apply 																				
<table style="width: 100%; border: none;"> <tr> <td style="width: 70%;">1 Scheduling</td> <td style="width: 30%; text-align: right;"><i>SCHED</i></td> </tr> <tr> <td>2 Occupancy sensors that reduce lighting when rooms are unoccupied</td> <td style="text-align: right;"><i>OCSN</i></td> </tr> <tr> <td>3 Multi-level lighting or dimming</td> <td style="text-align: right;"><i>DIM</i></td> </tr> <tr> <td>4 Daylight harvesting</td> <td style="text-align: right;"><i>DAYHARV</i></td> </tr> <tr> <td>5 High-end trimming or light-level tuning</td> <td style="text-align: right;"><i>TRIM</i></td> </tr> <tr> <td>6 Personal light control</td> <td style="text-align: right;"><i>PRCTRL</i></td> </tr> <tr> <td>7 Plug-load control</td> <td style="text-align: right;"><i>PLGCTRL</i></td> </tr> <tr> <td>8 Demand responsive lighting</td> <td style="text-align: right;"><i>DRLGHT</i></td> </tr> <tr> <td>9 None of these</td> <td></td> </tr> </table>			1 Scheduling	<i>SCHED</i>	2 Occupancy sensors that reduce lighting when rooms are unoccupied	<i>OCSN</i>	3 Multi-level lighting or dimming	<i>DIM</i>	4 Daylight harvesting	<i>DAYHARV</i>	5 High-end trimming or light-level tuning	<i>TRIM</i>	6 Personal light control	<i>PRCTRL</i>	7 Plug-load control	<i>PLGCTRL</i>	8 Demand responsive lighting	<i>DRLGHT</i>	9 None of these	
1 Scheduling	<i>SCHED</i>																			
2 Occupancy sensors that reduce lighting when rooms are unoccupied	<i>OCSN</i>																			
3 Multi-level lighting or dimming	<i>DIM</i>																			
4 Daylight harvesting	<i>DAYHARV</i>																			
5 High-end trimming or light-level tuning	<i>TRIM</i>																			
6 Personal light control	<i>PRCTRL</i>																			
7 Plug-load control	<i>PLGCTRL</i>																			
8 Demand responsive lighting	<i>DRLGHT</i>																			
9 None of these																				
NEXT	→ E80 [Percent of exterior lighted]																			

E80	Percent of exterior lighted	<i>LTEXPC</i>
ASK	IF (Electricity used OR D84 [Energy for generation] = Yes OR E30 [Verify no electricity] = False, electricity is used)	
<p>What percentage of all the exterior building wall surfaces is lighted? Would you say less than 10 percent, 10 to 25, 25 to 50, or more than 50 percent of the total building façade is lighted?</p> <p>1 Less than 10 percent 2 10 to 25 percent 3 25 to 50 percent 4 More than 50 percent</p>		
NEXT	→ E81 [Lighted parking area]	

E81	Lighted parking area	<i>PKLT</i>
ASK	IF (Electricity used OR D84 [Energy for generation] = Yes OR E30 [Verify no electricity] = False, electricity is used)	
<p>Is there a parking area associated with the building that is lighted with fixtures powered through the building's electrical service?</p> <p>1 Yes 2 No</p>		
NEXT	IF Yes → E82 [Vehicle parking capacity] IF No → E83 [Window glass type]	

E82	Vehicle parking capacity	<i>PKLTN</i>
ASK	IF E81 [Lighted parking area] = Yes	
<p>What is the vehicle capacity of the parking area, that is, the number of parking spaces?</p>		
RANGE	1 to 999,999	
NEXT	→ E83 [Window glass type]	

E83	Window glass type	<i>WINTYP</i>
ASK	All Buildings	
 SHOW CARD E10 The picture on Show Card E10 shows a window with multi-layer glass. Do the exterior windows in this building contain single layer glass, multi-layer glass, or a combination of both of these types? 1 Single layer glass 2 Multi-layer glass 3 Combination of both 4 IF VOLUNTEERED: No windows		
NEXT	IF Single layer, Multi-layer, OR Combination → E84 [Daylighting features] IF No windows OR DK/RF → F1 [Section F Routing]	

E84	Daylighting features	<i>see below</i>
ASK	IF E83 [Window glass type] ≠ (No windows OR DK/RF)	
 SHOW CARD E10 Looking at the list at the bottom of Show Card E10, please tell me which of these daylighting or conservation features are present in this building. ◆ PROBE for any others ◆ ENTER all that apply 1 Tinted window glass <i>TINT</i> 2 Reflective window glass <i>REFL</i> 3 External overhangs or awnings <i>AWN</i> 4 Skylights or atriums designed to provide light <i>SKYLT</i> 5 IF VOLUNTEERED: None of these		
NEXT	→ E85 [Percent daylight]	

E85	Percent daylight	<i>DAYLTP</i>
ASK	IF E83 [Window glass type] ≠ (No windows OR DK/RF)	
What percent of the building receives enough outside light so that the interior lights do not need to be turned on? ◆ If none, ENTER "0" ◆ PROBE for estimate if DK		
RANGE	0 to 100	
NEXT	→ F1 [Section F Routing]	

SECTION F. ELECTRICITY

F1	Section F Routing
NEXT	IF Electricity used → F2 [WS2 electricity filled out] OTHERWISE → G1 [Section G Routing]

F2	WS2 electricity filled out	<i>WS2ELCE</i>
ASK	IF Electricity used	
<p>Do you have Worksheet 2 with you and filled out for electricity?</p> <p>1 Yes 2 No</p>		
NEXT	IF No OR DK/RF → F3 [Provide electricity figures] IF Yes → F4 [Electricity consumption]	

F3	Provide electricity figures	<i>ELFIGS</i>
ASK	IF F2 [WS2 electricity filled out] = No OR DK/RF	
<p>The next questions are about electricity usage in the building during calendar year 2012. Would you be able to give me an approximate figure of how much electricity was used or how much was spent on it?</p> <p>1 Yes 2 No</p>		
NEXT	IF Yes → F4 [Electricity consumption] IF No OR DK/RF → F30 [Number electricity suppliers]	

F4	Electricity consumption	<i>ELCNS</i>
ASK	IF F2 [WS2 electricity filled out] = Yes OR F3 [Provide electricity figures] = Yes	
		[F1]-HELP
	Please give me the total number of kilowatthours of electricity used in calendar year 2012.	
	<ul style="list-style-type: none"> ◆ EXP: [If part of a multibuilding campus or complex, and the respondent only knows the consumption for the whole campus or complex, ENTER the total consumption for the campus or complex here.] ◆ VERIFY number <u>digit by digit</u> 	
RANGE	1 to 99,999,999,999	
NEXT	→ F5 [Electricity expenditures]	

F5	Electricity expenditures	<i>ELEXP</i>
ASK	IF F2 [WS2 electricity filled out] = Yes OR F3 [Provide electricity figures] = Yes	
		[F1]-HELP
	Please give me the total dollars spent on electricity in calendar year 2012. This should include state and local taxes and the following charges: fuel adjustment, system, distribution, and demand.	
	<ul style="list-style-type: none"> ◆ Do <u>not</u> enter cents ◆ VERIFY number <u>digit by digit</u> 	
RANGE	0 to 999,999,999	
NEXT	IF F4 [Electricity consumption] = DK/RF & F5 [Electricity expenditures] = DK/RF → F30 [Number electricity suppliers] OTHERWISE → F6 [Starting date for electricity figures]	

F6	Starting date for electricity figures	<i>ELSTDAT</i>
ASK	IF F4 [Electricity consumption] given OR F5 [Electricity expenditures] given	
		[F1]-HELP
	What is the starting date for these electricity usage figures?	
	<ul style="list-style-type: none"> ◆ ENTER date as MMDDYYYY ◆ If the day is not known, ENTER "15" for DD 	
NEXT	→ F7 [Ending date for electricity figures]	

F7	Ending date for electricity figures	<i>ELENDAT</i>
ASK	IF F4 [Electricity consumption] given OR F5 [Electricity expenditures] given	
		[F1]-HELP
	<p>What is the ending date [for these electricity usage figures]?</p> <ul style="list-style-type: none"> ◆ ENTER date as MMDDYYYY ◆ VERIFY that this is the <u>last</u> day of the last billing period ◆ If the day is not known, ENTER "15" for DD 	
NEXT	<p>IF CB ECS Activity ≠ Enclosed mall & (C5 [Number of businesses] >1 OR C7 [Re-ask number of businesses] > 1 OR C8 [Number of businesses category] ≠ Zero OR One) → F8 [All occupants electricity included]</p> <p>IF CB ECS Activity = Enclosed mall & (C5 [Number of businesses] >1 OR C7 [Re-ask number of businesses] > 1 OR C8 [Number of businesses category] ≠ Zero OR One) → F10 [Electricity covers whole mall]</p> <p>OTHERWISE → F14 [Other bldgs electricity included]</p>	

F8	All occupants electricity included	<i>ELALL</i>
ASK	IF CB ECS Activity ≠ Enclosed mall & (F4 [Electricity consumption] given OR F5 [Electricity expenditures] given & C5 [Number of businesses] >1 OR C7 [Re-ask number of businesses] > 1 OR C8 [Number of businesses category] ≠ Zero OR One)	
	<p>Do these figures include the electricity for all of the businesses or organizations in this building?</p> <p>1 Yes 2 No</p>	
NEXT	IF No → F9 [Sq ft not included] OTHERWISE → F14 [Other bldgs electricity included]	

F9	Sq ft not included	<i>ELNISF</i>
ASK	IF F8 [All occupants electricity included] = No	
	<p>What is the approximate square footage of the space in the building that is <u>not</u> included in these figures?</p> <ul style="list-style-type: none"> ◆ PROBE for estimate if DK 	
RANGE	1 to 999,999,999	
NEXT	→ F14 [Other bldgs electricity included]	

F10	Electricity covers whole mall	<i>ELMALLINC</i>
ASK	IF (F4 [Electricity consumption] given OR F5 [Electricity expenditures] given) & CBECS Activity = Enclosed mall & (C5 [Number of businesses] >1 OR C7 [Re-ask number of businesses] > 1 OR C8 [Number of businesses category] ≠ Zero OR One)	
FILL	{FoodCourt} IF B41 [Food court] = Yes = "food court," OTHERWISE = BLANK	
Do these figures include the energy for the entire mall building, including the anchor stores, {FoodCourt} common areas, and individual stores?		
1 Yes 2 No		
NEXT	IF No → F11 [Not included in mall electricity] OTHERWISE → F14 [Other bldgs electricity included]	

F11	Not included in mall electricity	<i>see below</i>
ASK	IF F10 [Electricity covers whole mall] = No	
Which of these is <u>not</u> included?		
◆ ENTER all that apply		
1 Anchor stores 2 Food court 3 Common areas 4 Individual stores 5 Other		<i>ELMALLANC</i> <i>ELMALLFC</i> <i>ELMALLCOM</i> <i>ELMALLST</i> <i>ELMALLLOT</i>
NEXT	IF Other selected → F12 [Other not included in mall electricity] OTHERWISE → F13 [Mall sq ft not included]	

F12	Other not included in mall electricity	
ASK	IF Other IN F11 [Not included in mall electricity]	
Please describe the other type of area that is not included.		
◆ RECORD in space below		
NEXT	→ F13 [Mall sq ft not included]	

F13	Mall sq ft not included	<i>ELNIMALLSF</i>
ASK	IF F10 [Electricity covers whole mall] = No	
<p>What is the approximate square footage of the space in the building that is <u>not</u> included in these figures?</p> <p>◆ PROBE for estimate if DK</p>		
RANGE	1 to 999,999,999	
NEXT	→ F14 [Other bldgs electricity included]	

F14	Other bldgs electricity included	<i>ELOTBD</i>
ASK	IF F4 [Electricity consumption] given OR F5 [Electricity expenditures] given	
<p>Is any consumption from other buildings included in these figures?</p> <p>1 Yes 2 No</p>		
NEXT	IF Yes → F15 [Sq ft of other included] IF No OR DK/RF: B48 [Central physical plant] = Yes & B51 [Plant produces chilled water] = Yes & B53 [Central plant in building] = No → F16 [Central plant electricity included] OTHERWISE → F17 [Include other major electricity]	

F15	Sq ft of other included	<i>ELOTSF</i>
ASK	IF F14 [Other bldgs electricity included] = Yes	
<p>What is the approximate square footage of the <u>other</u> buildings that are included in these figures?</p> <p>◆ PROBE for estimate if DK</p>		
RANGE	1 to 999,999,999	
NEXT	IF B48 [Central physical plant] = Yes & B51 [Plant produces chilled water] = Yes & B53 [Central plant in building] = No → F16 [Central plant electricity included] OTHERWISE → F17 [Include other major electricity]	

F16	Central plant electricity included	<i>PLTNGINC</i>
ASK	IF B48 [Central physical plant] = Yes & B51 [Plant produces chilled water] = Yes & B53 [Central plant in building] = No	
<p>Earlier you mentioned that there is a central plant on this campus. Do these figures include any electricity that was used in the central plant?</p> <p>◆ EXP: [We do not want the energy used in the central plant. This question is for verification purposes.]</p> <p>1 Yes 2 No</p>		
NEXT	→ F17 [Include other major electricity]	

F17	Include other major electricity	<i>ELOTUS</i>
ASK	IF F4 [Electricity consumption] given OR F5 [Electricity expenditures] given	
<p>Do these figures include charges for any <u>other</u> major electricity usage outside the building, such as parking lot lights, exterior lights, signs or billboards, large pumps, or swimming pools?</p> <p>1 Yes 2 No</p>		
NEXT	<p>IF Yes → F18 [Outside uses included in electricity]</p> <p>OTHERWISE:</p> <p>IF D87 [Use of generated electricity] = Whenever electricity was used → F20 [Generated electricity included]</p> <p>IF Independent power producer or non-local utility OR Bought from someone else</p> <p>IN D94 [How purchase electricity] → F21 [Include all non-local electricity]</p> <p>IF (A6 [Square footage] known OR A12 [Square footage category] known) & D1 [Heating] ≠ DK/RF & D2 [Cooling] ≠ DK/RF & D3 [Water heating] ≠ DK/RF → F23 [Electricity regression check]</p> <p>OTHERWISE:</p> <p>IF F2 [WS2 electricity filled out] = Yes → F27 [Monthly electricity included]</p> <p>IF F2 [WS2 electricity filled out] = No OR DK/RF → F28 [Monthly electricity available]</p>	

F18	Outside uses included in electricity	<i>see below</i>																		
ASK	IF F17 [Include other major electricity] = Yes																			
<p>Which of these outside uses is included?</p> <p>◆ ENTER all that apply</p> <table> <tr> <td>1</td> <td>Parking lot lights</td> <td><i>ELOUTPRK</i></td> </tr> <tr> <td>2</td> <td>Exterior lights</td> <td><i>ELOUTLTS</i></td> </tr> <tr> <td>3</td> <td>Signs or billboards</td> <td><i>ELOUTSGN</i></td> </tr> <tr> <td>4</td> <td>Large pumps</td> <td><i>ELOUTPMP</i></td> </tr> <tr> <td>5</td> <td>Swimming pools</td> <td><i>ELOUTSWM</i></td> </tr> <tr> <td>6</td> <td>Other</td> <td><i>ELOUTOT</i></td> </tr> </table>			1	Parking lot lights	<i>ELOUTPRK</i>	2	Exterior lights	<i>ELOUTLTS</i>	3	Signs or billboards	<i>ELOUTSGN</i>	4	Large pumps	<i>ELOUTPMP</i>	5	Swimming pools	<i>ELOUTSWM</i>	6	Other	<i>ELOUTOT</i>
1	Parking lot lights	<i>ELOUTPRK</i>																		
2	Exterior lights	<i>ELOUTLTS</i>																		
3	Signs or billboards	<i>ELOUTSGN</i>																		
4	Large pumps	<i>ELOUTPMP</i>																		
5	Swimming pools	<i>ELOUTSWM</i>																		
6	Other	<i>ELOUTOT</i>																		
NEXT	<p>IF Other selected → F19 [Other type of outside electricity use] OTHERWISE IF D87 [Use of generated electricity] = Whenever electricity was used → F20 [Generated electricity included] IF Independent power producer or non-local utility OR Bought from someone else IN D94 [How purchase electricity] → F21 [Include all non-local electricity] IF (A6 [Square footage] known OR A12 [Square footage category] known) & D1 [Heating] ≠ DK/RF & D2 [Cooling] ≠ DK/RF & D3 [Water heating] ≠ DK/RF → F23 [Electricity regression check] OTHERWISE: IF F2 [WS2 electricity filled out] = Yes → F27 [Monthly electricity included] IF F2 [WS2 electricity filled out] = No OR DK/RF → F28 [Monthly electricity available]</p>																			

F19	Other type of outside electricity use	
ASK	IF Other IN F18 [Outside uses included in electricity]	
<p>Please describe this other type of outside electricity use.</p> <p>◆ RECORD in space below</p>		
NEXT	<p>IF D87 [Use of generated electricity] = Whenever electricity was used → F20 [Generated electricity included] IF Independent power producer or non-local utility OR Bought from someone else IN D94 [How purchase electricity] → F21 [Include all non-local electricity] IF (A6 [Square footage] known OR A12 [Square footage category] known) & D1 [Heating] ≠ DK/RF & D2 [Cooling] ≠ DK/RF & D3 [Water heating] ≠ DK/RF → F23 [Electricity regression check] OTHERWISE: IF F2 [WS2 electricity filled out] = Yes → F27 [Monthly electricity included] IF F2 [WS2 electricity filled out] = No OR DK/RF → F28 [Monthly electricity available]</p>	

F20	Generated electricity included	<i>ELGENINC</i>
ASK	IF F4 [Electricity consumption] given & D87 [Use of generated electricity] = Whenever electricity was used	
FILL	{EIcons} = F4 [Electricity consumption]	
<p>Earlier you mentioned that the building generates electricity whenever electricity is used. Does the {EIcons} kilowatthours include just the purchased electricity or does it also include the electricity that was generated on-site?</p> <ol style="list-style-type: none"> 1 Figures cover only purchased electricity 2 Figures include purchased and generated electricity 		
NEXT	IF Independent power producer or non-local utility OR Bought from someone else IN D94 [How purchase electricity] → F21 [Include all non-local electricity] IF (A6 [Square footage] known OR A12 [Square footage category] known) & D1 [Heating] ≠ DK/RF & D2 [Cooling] ≠ DK/RF & D3 [Water heating] ≠ DK/RF → F23 [Electricity regression check] OTHERWISE: IF F2 [WS2 electricity filled out] = Yes → F27 [Monthly electricity included] IF F2 [WS2 electricity filled out] = No OR DK/RF → F28 [Monthly electricity available]	

F21	Include all non-local electricity	<i>ELNONU</i>
ASK	IF (F4 [Electricity consumption] given OR F5 [Electricity expenditures] given) & (Independent power producer or non-local utility OR Bought from someone else IN D94 [How purchase electricity])	
<p>Do these figures include all the electricity from the independent power producer, non-local utility, or broker?</p> <ol style="list-style-type: none"> 1 Yes 2 No 		
NEXT	IF No → F22 [What not included] IF Yes OR DK/RF: IF (A6 [Square footage] known OR A12 [Square footage category] known) & D1 [Heating] ≠ DK/RF & D2 [Cooling] ≠ DK/RF & D3 [Water heating] ≠ DK/RF → F23 [Electricity regression check] OTHERWISE: IF F2 [WS2 electricity filled out] = Yes → F27 [Monthly electricity included] IF F2 [WS2 electricity filled out] = No OR DK/RF → F28 [Monthly electricity available]	

F22	What not included
ASK	IF F21 [Include all non-local electricity] = No
<p>What was not included?</p> <p>◆ RECORD the additional charges in the open box</p>	
NEXT	IF (A6 [Square footage] known OR A12 [Square footage category] known) & D1 [Heating] ≠ DK/RF & D2 [Cooling] ≠ DK/RF & D3 [Water heating] ≠ DK/RF → F23 [Electricity regression check] OTHERWISE: IF F2 [WS2 electricity filled out] = Yes → F27 [Monthly electricity included] IF F2 [WS2 electricity filled out] = No OR DK/RF → F28 [Monthly electricity available]

F23	Electricity regression check
ASK	IF (F4 [Electricity consumption] given OR F5 [Electricity expenditures] given) & (A6 [Square footage] known OR A12 [Square footage category] known) & D1 [Heating] ≠ DK/RF & D2 [Cooling] ≠ DK/RF & D3 [Water heating] ≠ DK/RF
<p>Based on various characteristics of the structure, Blaise will use a detailed equation to compute predicted consumption and expenditures estimates. The electricity consumption and/or expenditures given will be ratio adjusted if other square footage was either included or excluded in the figures, and then will either PASS or FAIL this regression check, based on the following formula:</p> <p>IF F4 [Electricity consumption] > [Predicted consumption] × 8 OR F5 [Electricity expenditures] > [Predicted expenditures] × 8 → FAIL (HIGH) IF F4 [Electricity consumption] < [Predicted consumption] ÷ 13 OR F5 [Electricity expenditures] < [Predicted expenditures] ÷ 13 → FAIL (LOW) OTHERWISE → PASS</p>	
NEXT	IF FAIL (HIGH) → F24 [Anything unusual high] IF FAIL (LOW) → F25 [Anything unusual low] IF PASS: IF F2 [WS2 electricity filled out] = Yes → F27 [Monthly electricity included] IF F2 [WS2 electricity filled out] = No OR DK/RF → F28 [Monthly electricity available]

F24	Anything unusual high	<i>ELHIGH</i>
ASK	IF F23 [Electricity regression check] = FAIL (HIGH)	
<p>These usage figures seem high for what you have told me about this building. Is there anything unusual that might explain this high usage?</p> <p>1 Yes 2 No</p>		
NEXT	IF Yes → F26 [What is unusual] IF No OR DK/RF: IF F2 [WS2 electricity filled out] = Yes → F27 [Monthly electricity included] IF F2 [WS2 electricity filled out] = No OR DK/RF → F28 [Monthly electricity available]	

F25	Anything unusual low	<i>ELLOW</i>
ASK	IF F23 [Electricity regression check] = FAIL (LOW)	
<p>These usage figures seem low for what you have told me about this building. Is there anything unusual that might explain this low usage?</p> <p>1 Yes 2 No</p>		
NEXT	IF Yes → F26 [What is unusual] IF No OR DK/RF: IF F2 [WS2 electricity filled out] = Yes → F27 [Monthly electricity included] IF F2 [WS2 electricity filled out] = No OR DK/RF → F28 [Monthly electricity available]	

F26	What is unusual
ASK	IF F24 [Anything unusual high] = Yes OR F25 [Anything unusual low] = Yes
<p>Please tell me [what is out of the ordinary about this building].</p> <p>◆ RECORD in open box</p>	
NEXT	IF F2 [WS2 electricity filled out] = Yes → F27 [Monthly electricity included] IF F2 [WS2 electricity filled out] = No OR DK/RF → F28 [Monthly electricity available]

F27	Monthly electricity included	<i>ELINC12</i>
ASK	IF (F4 [Electricity consumption] given OR F5 [Electricity expenditures] given) & F2 [WS2 electricity filled out] = Yes	
<p>Did you include your monthly electricity usage on Worksheet 2?</p> <p>1 Yes 2 No</p>		
NEXT	IF No OR DK/RF → F28 [Monthly electricity available] IF Yes: IF F23 [Electricity regression check] = FAIL (HIGH) OR FAIL (LOW) OR F9 [Sq ft not included] / A6 [Square footage] > 0.25 → F30 [Number electricity suppliers] IF F23 [Electricity regression check] = PASS → F29 [Electricity bill available]	

F28	Monthly electricity available	<i>ELHAV12</i>
ASK	IF (F4 [Electricity consumption] given OR F5 [Electricity expenditures] given) & (F2 [WS2 electricity filled out] = No OR DK/RF OR F27 [Monthly electricity included] = No OR DK/RF)	
<p>Do you have a record of the monthly electricity use that I could have to help us better understand the seasonal patterns of electricity use?</p> <p>◆ If available, you will be prompted again to collect this at the end of the interview, so it is not necessary to stop the interview to collect it here</p> <p>1 Yes, monthly electricity available 2 No, will not be able to provide monthly electricity</p>		
NEXT	IF ((A6 [Square footage] = DK/RF & A12 [Square footage category] = DK/RF) OR D1 [Heating] = DK/RF OR D2 [Cooling] = DK/RF OR D3 [Water heating] = DK/RF OR F23 [Electricity regression check] = FAIL (HIGH) OR FAIL (LOW) OR F9 [Sq ft not included] / A6 [Square footage] > 0.25 → F30 [Number electricity suppliers] OTHERWISE → F29 [Electricity bill available])	

F29	Electricity bill available	<i>ELBILL</i>
ASK	IF F4 [Electricity consumption] given OR F5 [Electricity expenditures] given & F23 [Electricity regression check] = PASS	
<p>Would it be possible for me to scan one of your electricity bills? There is information on some utility bills that may help energy researchers who use these data.</p> <ul style="list-style-type: none"> ◆ EXP: [Examples of these items include miscellaneous charges, past months data, and units of measure.] ◆ If available, you will be prompted to scan the bill at the end of the interview, so it is not necessary to stop the interview here <p>1 Yes, bill available 2 No, will not be able to provide bill</p>		
NEXT	→ G1 [Section G Routing]	

F30	Number electricity suppliers	<i>ELNUMSP</i>
ASK	IF F3 [Provide electricity figures] = No OR DK/RF OR F4 [Electricity consumption] = DK/RF & F5 [Electricity expenditures] = DK/RF OR F23 [Electricity regression check] = FAIL (HIGH) OR FAIL (LOW) OR (A6 [Square footage] = DK/RF & A12 [Square footage category]) OR D1 [Heating] = DK/RF OR D2 [Cooling] = DK/RF OR D3 [Water heating] = DK/RF OR F9 [Sq ft not included] / A6 [Square footage] > 0.25	
FILL	{SuppliersIntro} IF (F3 [Provide electricity figures] = No OR DK/RF) OR (F4 [Electricity consumption] = DK/RF & F5 [Electricity expenditures] = DK/RF) = "We should be able to obtain this information directly from your electricity supplier, so I just need to collect some information about your electricity accounts." OTHERWISE = "We may need to go to your supplier to verify some information, so I need to ask you some questions about your electricity supplier or suppliers."	
{SuppliersIntro} <p>In some parts of the country, customers can purchase energy from more than one supplier. How many different companies supplied electricity to this building during calendar year 2012?</p>		
RANGE	1 to 4	
NEXT	Number given → F31 [Electricity suppliers] DK/RF → G1 [Section G Routing]	

F31	Electricity suppliers	<i>EL1LKP—EL4LKP</i>
ASK	IF F30 [Number electricity suppliers] given	
FILL	{FirstNext} IF Only one supplier = BLANK IF First supplier given = "first" OTHERWISE = "next"	
<p>What is the name of the {FirstNext} supplier that provided electricity in calendar year 2012?</p> <ul style="list-style-type: none"> ◆ Start typing the name of the supplier or use [BACKSPACE] to bring up the look-up table ◆ Type in the first few letters of the supplier name, and the look-up table will scroll to the closest match ◆ If you find a match, make sure the correct line is highlighted (blue) and press [ENTER] ◆ If you don't find a match, use [BACKSPACE] to clear the Search line, which will bring you back to the top of the look-up table where ** NOT ON LIST will be highlighted, then press [ENTER] two times 		
NEXT	IF NOT ON LIST selected → F33 [Supplier name] IF Supplier found in look-up table → F32 [Verify electricity supplier] IF DK/RF: IF Only one supplier or last supplier → G1 [Section G Routing] IF More suppliers left to answer for → Ask F31 [Electricity suppliers] again for next supplier	

F32	Verify electricity supplier	
ASK	IF Supplier found in F31 [Electricity suppliers] look-up table	
FILL	{Supplier} = Supplier name from F31 [Electricity suppliers] look-up table	
<p>Just to verify, I have selected that your electricity supplier is {Supplier}. Is that correct?</p> <ul style="list-style-type: none"> ◆ If No, you will be taken back to the previous screen to select again <ol style="list-style-type: none"> 1 Yes 2 No 		
NEXT	IF Yes → F39 [Number electricity accounts] IF No → F31 [Electricity suppliers]	

F33	Supplier name	<i>EL1NEW—EL4NEW</i>
ASK	IF NOT ON LIST selected in F31 [Electricity suppliers]	
<p>◆ ENTER the name of the supplier</p>		
NEXT	IF Name given → F34 [Street address] IF DK/RF: IF Only one supplier or last supplier → G1 [Section G Routing] IF More suppliers left to answer for → Back to F31 [Electricity suppliers] for next supplier	

F34	Street address	<i>EL1AD1—EL4AD1</i>
ASK	IF NOT ON LIST selected in F31 [Electricity suppliers]	
FILL	{Supplier} = "F33 [Supplier name]"	
What is the address for {Supplier}, beginning with the street?		
NEXT	→ F35 [P.O. Box or Suite]	

F35	P.O. Box or Suite	<i>EL1AD2—EL4AD2</i>
ASK	IF NOT ON LIST selected in F31 [Electricity suppliers]	
Is there a post office box or suite number? ◆ If not, press [ENTER]		
NEXT	→ F36 [City]	

F36	City	<i>EL1CTY—EL4CTY</i>
ASK	IF NOT ON LIST selected in F31 [Electricity suppliers]	
What is the city?		
NEXT	→ F37 [State abbreviation]	

F37	State abbreviation	<i>EL1STA—EL4STA</i>
ASK	IF NOT ON LIST selected in F31 [Electricity suppliers]	
<p>What is the state?</p> <p>◆ ENTER the two letter abbreviation</p>		
NEXT	→ F38 [ZIP code]	

F38	ZIP code	<i>EL1ZIP—EL4ZIP</i>
ASK	IF NOT ON LIST selected in F31 [Electricity suppliers]	
<p>And what is the ZIP code?</p>		
NEXT	→ F39 [Number electricity accounts]	

F39	Number electricity accounts	<i>EL1NAC—EL4NAC</i>
ASK	IF Supplier found in F31 [Electricity suppliers] look-up table OR F33 [Supplier name] given	
FILL	{Supplier} = Supplier name from F31 [Electricity suppliers] look-up table OR F33 [Supplier name]	
<p>How many different electricity accounts does this building have with {Supplier}?</p>		
RANGE	1 to 999	
NEXT	IF 1 to 10 accounts → F40 [Electricity account number] IF More than 10 accounts OR DK/RF → F45 [Electricity bill available]	

F40	Electricity account number	<i>EL1AC1—EL4AC10</i>
ASK	IF F39 [Number electricity accounts] = 1 to 10 Ask as many times as account numbers given, or until DK/RF	
FILL	{FirstNext} IF Only one account = BLANK IF First account given = "first" OTHERWISE = "next" {Supplier} = Supplier name from F31 [Electricity suppliers] look-up table OR F33 [Supplier name]	
<p>Please give me the {FirstNext} electricity account number for {Supplier}.</p> <p>◆ VERIFY number <u>digit by digit</u></p>		
NEXT	IF Independent power producer or non-local utility OR Bought from someone else IN D94 [How purchase electricity] → F41 [Supplier is non-local utility] OTHERWISE → F42 [Bills cover only building]	

F41	Supplier is non-local utility <i>EL1NONU—EL4NONU</i>
ASK	IF (Supplier found in F31 [Electricity suppliers] look-up table OR F33 [Supplier name] given) & (Independent power producer or non-local utility OR Bought from someone else IN D94 [How purchase electricity])
FILL	{Supplier} = Supplier name from F31 [Electricity suppliers] look-up table OR F33 [Supplier name]
<p>You mentioned earlier that you purchase electricity from an independent power producer, non-local utility, or broker. Is {Supplier} one of those companies?</p> <p>1 Yes 2 No</p>	
NEXT	→ F42 [Bills cover only building]

F42	Bills cover only building <i>EL10TB—EL40TB</i>
ASK	IF Supplier found in F31 [Electricity suppliers] look-up table OR F33 [Supplier name] given
FILL	{Bills} IF Only one account = “Does the bill or statement” IF 2 to 10 accounts = “Do the bills or statements” {Supplier} = Supplier name from F31 [Electricity suppliers] look-up table OR F33 [Supplier name]
<p>{Bills} from {Supplier} cover just this building or are other buildings covered as well?</p> <p>1 Just this building 2 Other building(s)</p>	
NEXT	IF Other buildings → F43 [Sq ft of others included] IF Just this building OR DK/RF → F44 [Include other major electricity]

F43	Sq ft of others included <i>EL10TS—EL40TS</i>
ASK	IF F42 [Bills cover only building] = Other buildings
FILL	{Bills} IF Only one account = “bill or statement” IF 2 to 10 accounts = “bills or statements”
<p>What is the approximate square footage of the <u>other</u> buildings included on the {Bills}?</p> <p>◆ PROBE for estimate if DK</p>	
RANGE	1 to 999,999,999
NEXT	→ F44 [Include other major electricity]

F44	Include other major electricity <i>EL10TU—EL40TU</i>
ASK	IF Supplier found in F31 [Electricity suppliers] look-up table OR F33 [Supplier name] given
FILL	{Bills} IF Only one account = “Does the bill or statement” IF 2 to 10 accounts = “Do the bills or statements”
<p>{Bills} include charges for any <u>other</u> major electricity usage outside the building, such as parking lot lights, exterior lights, signs or billboards, large pumps or swimming pools?</p> <p>1 Yes 2 No</p>	
NEXT	→ F45 [Electricity bill available]


F45	Electricity bill available <i>EL1BILL—EL4BILL</i>
ASK	IF (Supplier found in F31 [Electricity suppliers] look-up table OR F33 [Supplier name] given)
FILL	{Supplier} = Supplier name from F31 [Electricity suppliers] look-up table OR F33 [Supplier name]
<p>Would it be possible for me to scan one electricity bill from {Supplier}? There is information on some utility bills that may help energy researchers who use these data.</p> <ul style="list-style-type: none"> ◆ EXP: [Examples of these items include other miscellaneous charges, past months data, and units of measure.] ◆ If available, you will be prompted to scan the bill at the end of the interview, so it is not necessary to stop the interview here <p>1 Yes, bill available 2 No, will not be able to provide bill</p>	
NEXT	IF More suppliers left to answer for → Back to F31 [Electricity suppliers] for next supplier OTHERWISE → G1 [Section G Routing]

SECTION G. NATURAL GAS

G1	Section G Routing
NEXT	IF Natural gas used → G2 [WS2 natural gas filled out] OTHERWISE → H1 [Section H Routing]

G2	WS2 natural gas filled out	<i>WS2NGCE</i>
ASK	IF Natural gas used	
<p>Do you have Worksheet 2 with you and filled out for natural gas?</p> <p>1 Yes 2 No</p>		
NEXT	IF No OR DK/RF → G3 [Provide natural gas figures] IF Yes → G4 [Units for natural gas]	

G3	Provide natural gas figures	<i>NGFIGS</i>
ASK	IF G2 [WS2 natural gas filled out] = No OR DK/RF	
<p>The next questions are about natural gas usage in this building during calendar year 2012. Would you be able to give me an approximate figure of how much natural gas was used or how much was spent on it?</p> <p>1 Yes 2 No</p>		
NEXT	IF Yes → G4 [Units for natural gas] IF No OR DK/RF → G31 [Number natural gas suppliers]	

G4	Units for natural gas	<i>NGUNIT</i>
ASK	IF G2 [WS2 natural gas filled out] = Yes OR G3 [Provide natural gas figures] = Yes	
<p> SHOW CARD G1</p> <p>Please look at Show Card G1 and tell me the units in which your natural gas is measured.</p> <p>1 Hundred cubic feet (Ccf) 2 Therms 3 Thousand cubic feet (Mcf) 4 Dekatherms 5 Cubic feet (cf) 6 IF VOLUNTEERED: Some other units</p>		
NEXT	IF Some other units → G5 [Other natural gas units] IF Anything else OR DK/RF → G6 [Natural gas consumption]	

G5	Other natural gas units	<i>NGUNITX</i>
ASK	IF G4 [Units for natural gas] = Some other units	
What are the other units?		
NEXT	→ G6 [Natural gas consumption]	

G6	Natural gas consumption	<i>NGCNS</i>
ASK	IF G2 [WS2 natural gas filled out] = Yes OR G3 [Provide natural gas figures] = Yes	
		[F1]-HELP
Please give me the total amount of natural gas used in calendar year 2012.		
<ul style="list-style-type: none"> ◆ EXP: [If part of a multibuilding campus or complex, and the respondent only knows the consumption for the whole campus or complex, ENTER the total consumption for the campus or complex here.] ◆ VERIFY number <u>digit by digit</u> 		
RANGE	1 to 99,999,999,999,999	
NEXT	→ G7 [Natural gas expenditures]	

G7	Natural gas expenditures	<i>NGEXP</i>
ASK	IF G2 [WS2 natural gas filled out] = Yes OR G3 [Provide natural gas figures] = Yes	
		[F1]-HELP
Please give me the total dollars spent on natural gas in calendar year 2012. This should include state and local taxes and the following charges: fuel adjustment, system, demand, and distribution.		
<ul style="list-style-type: none"> ◆ Do <u>not</u> enter cents ◆ VERIFY number <u>digit by digit</u> 		
RANGE	0 to 999,999,999	
NEXT	IF G6 [Natural gas consumption] = DK/RF & G7 [Natural gas expenditures] = DK/RF → G31 [Number natural gas suppliers] OTHERWISE → G8 [Starting date for natural gas figures]	

G8	Starting date for natural gas figures	<i>NGSTDAT</i>
ASK	IF G6 [Natural gas consumption] given OR G7 [Natural gas expenditures] given	
		[F1]-HELP
	What is the starting date for these natural gas usage figures?	
	<ul style="list-style-type: none"> ◆ ENTER date as MMDDYYYY ◆ If the day is not known, ENTER "15" for DD 	
NEXT	➔ G9 [Ending date for natural gas figures]	

G9	Ending date for natural gas figures	<i>NGENDAT</i>
ASK	IF G6 [Natural gas consumption] given OR G7 [Natural gas expenditures] given	
		[F1]-HELP
	What is the ending date [for these natural gas usage figures]?	
	<ul style="list-style-type: none"> ◆ ENTER date as MMDDYYYY ◆ VERIFY that this is the <u>last</u> day of the last billing period ◆ If the day is not known, ENTER "15" for DD 	
NEXT	IF CBECS Activity ≠ Enclosed mall & (C5 [Number of businesses] >1 OR C7 [Re-ask number of businesses] > 1 OR C8 [Number of businesses category] ≠ Zero OR One) ➔ G10 [All occupants natural gas included] IF CBECS Activity = Enclosed mall & (C5 [Number of businesses] >1 OR C7 [Re-ask number of businesses] > 1 OR C8 [Number of businesses category] ≠ Zero OR One) ➔ G12 [Natural gas covers whole mall] OTHERWISE ➔ G16 [Other bldgs natural gas included]	

G10	All occupants natural gas included	<i>NGALL</i>
ASK	IF CBECS Activity ≠ Enclosed mall & G6 [Natural gas consumption] given OR G7 [Natural gas expenditures] given & C5 [Number of businesses] >1 OR C7 [Re-ask number of businesses] > 1 OR C8 [Number of businesses category] ≠ Zero OR One	
	Do these figures include the natural gas for all of the businesses or organizations in this building?	
	1 Yes 2 No	
NEXT	IF No ➔ G11 [Sq ft not included] IF CBECS Activity = Enclosed mall & B41 [Food court] = Yes & Natural gas IN D80 [Sources for cooking] ➔ G12 [Natural gas covers food court] OTHERWISE ➔ G16 [Other bldgs natural gas included]	

G11	Sq ft not included	<i>NGNISF</i>
ASK	IF G10 [All occupants natural gas included] = No	
<p>What is the approximate square footage of the space in the building that is <u>not</u> included in these figures?</p> <p>◆ PROBE for estimate if DK</p>		
RANGE	1 to 999,999,999	
NEXT	IF CBECS Activity = Enclosed mall & B41 [Food court] = Yes & Natural gas IN D80 [Sources for cooking] → G12 [Natural gas covers food court] OTHERWISE → G16 [Other bldgs natural gas included]	

G12	Natural gas covers whole mall	<i>NGMALLINC</i>
ASK	IF (G6 [Natural gas consumption] given OR G7 [Natural gas expenditures] given) & CBECS Activity = Enclosed mall & (C5 [Number of businesses] >1 OR C7 [Re-ask number of businesses] > 1 OR C8 [Number of businesses category] ≠ Zero OR One)	
FILL	{FoodCourt} IF B41 [Food court] = Yes = "food court," OTHERWISE = BLANK	
<p>Do these figures include the energy for the entire mall building, including the anchor stores, {food court} common areas, and individual stores?</p> <p>1 Yes 2 No</p>		
NEXT	IF No → G13 [Not included in mall natural gas] OTHERWISE → G16 [Other bldgs natural gas included]	

G13	Not included in mall natural gas	<i>NGMALLEXC</i>										
ASK	IF G12 [Natural gas covers whole mall] = No											
<p>Which of these is <u>not</u> included?</p> <p>◆ ENTER all that apply</p> <table style="width: 100%; border: none;"> <tr> <td style="width: 70%;">1 Anchor stores</td> <td style="width: 30%;"><i>NGMALLANC</i></td> </tr> <tr> <td>2 Food court</td> <td><i>NGMALLFC</i></td> </tr> <tr> <td>3 Common areas</td> <td><i>NGMALLCOM</i></td> </tr> <tr> <td>4 Individual stores</td> <td><i>NGMALLST</i></td> </tr> <tr> <td>5 Other</td> <td><i>NGMALLLOT</i></td> </tr> </table>			1 Anchor stores	<i>NGMALLANC</i>	2 Food court	<i>NGMALLFC</i>	3 Common areas	<i>NGMALLCOM</i>	4 Individual stores	<i>NGMALLST</i>	5 Other	<i>NGMALLLOT</i>
1 Anchor stores	<i>NGMALLANC</i>											
2 Food court	<i>NGMALLFC</i>											
3 Common areas	<i>NGMALLCOM</i>											
4 Individual stores	<i>NGMALLST</i>											
5 Other	<i>NGMALLLOT</i>											
NEXT	IF Other selected → G14 [Other not included in mall natural gas] OTHERWISE → G15 [Mall sq ft not included]											

G14	Other not included in mall natural gas
ASK	IF Other IN G13 [Not included in mall natural gas]
<p>Please describe the other type of area that is not included.</p> <p>◆ RECORD in space below</p>	
NEXT	→ G15 [Mall sq ft not included]

G15	Mall sq ft not included	<i>NGNIMALLSF</i>
ASK	IF G12 [Natural gas covers whole mall] = No	
<p>What is the approximate square footage of the space in the building that is <u>not</u> included in these figures?</p> <p>◆ PROBE for estimate if DK</p>		
RANGE	1 to 999,999,999	
NEXT	→ G16 [Other bldgs natural gas included]	

G16	Other bldgs natural gas included	<i>NGOTBD</i>
ASK	IF G6 [Natural gas consumption] given OR G7 [Natural gas expenditures] given	
<p>Is any consumption from other buildings included in these figures?</p> <p>1 Yes 2 No</p>		
NEXT	IF Yes → G17 [Sq ft of other included] IF No OR DK/RF: IF B48 [Central physical plant] = Yes & B53 [Central plant in building] = No → G18 [Central plant natural gas included] OTHERWISE → G19 [Include other major natural gas]	

G17	Sq ft of other included	<i>NGOTSF</i>
ASK	IF G16 [Other bldgs natural gas included] = Yes	
<p>What is the approximate square footage of the <u>other</u> buildings that are included in these figures?</p> <p>◆ PROBE for estimate if DK</p>		
RANGE	1 to 999,999,999	
NEXT	IF B48 [Central physical plant] = Yes & B53 [Central plant in building] = No → G18 [Central plant natural gas included] OTHERWISE → G19 [Include other major natural gas]	

G18	Central plant natural gas included	<i>PLTNGINC</i>
ASK	IF B48 [Central physical plant] = Yes & B53 [Central plant in building] = No	
FILL	{Supplier} = Supplier name from G32 [Natural gas suppliers] look-up table OR G34 [Supplier name]	
<p>Earlier you mentioned that there is a central plant on this campus. Do these figures include any natural gas that was used in the central plant?</p> <p>◆ EXP: [We do not want the energy used in the central plant. This question is for verification purposes.]</p> <p>1 Yes 2 No</p>		
NEXT	➔ G19 [Include other major natural gas]	

G19	Include other major natural gas	<i>NGOTUS</i>
ASK	IF G6 [Natural gas consumption] given OR G7 [Natural gas expenditures] given	
<p>Do these figures include charges for any <u>other</u> major natural gas usage outside the building, such as for kilns, gas space heaters, exterior or decorative lighting, compressed natural gas vehicles, or pumps not used in the building?</p> <p>1 Yes 2 No</p>		
NEXT	<p>IF Yes ➔ G20 [Outside uses included in natural gas]</p> <p>OTHERWISE</p> <p>IF D96 [How purchase natural gas] = Bought from someone else OR Bought both ways ➔ G22 [Include all non-local natural gas]</p> <p>IF (A6 [Square footage] known OR A12 [Square footage category] known) & D1 [Heating] ≠ DK/RF & D2 [Cooling] ≠ DK/RF & D3 [Water heating] ≠ DK/RF & D17 [Source for main heating] ≠ DK/RF ➔ G24 [Natural gas regression check]</p> <p>OTHERWISE:</p> <p>IF G2 [WS2 natural gas filled out] = Yes ➔ G28 [Monthly natural gas included]</p> <p>IF G2 [WS2 natural gas filled out] = No OR DK/RF ➔ G29 [Monthly natural gas available]</p>	

G20	Outside uses included in natural gas	<i>see below</i>												
ASK	IF G19 [Include other major natural gas] = Yes													
<p>Which of these outside uses is included?</p> <p>◆ ENTER all that apply</p> <table> <tr> <td>1 Kilns</td> <td>NGOUTKLN</td> </tr> <tr> <td>2 Gas space heaters</td> <td>NGOUTHTR</td> </tr> <tr> <td>3 Exterior decorative lights</td> <td>NGOUTLTS</td> </tr> <tr> <td>4 Compressed natural gas vehicles</td> <td>NGOUTVEH</td> </tr> <tr> <td>5 Pumps not used in the building</td> <td>NGOUTPMP</td> </tr> <tr> <td>6 Other</td> <td>NGOUTOT</td> </tr> </table>			1 Kilns	NGOUTKLN	2 Gas space heaters	NGOUTHTR	3 Exterior decorative lights	NGOUTLTS	4 Compressed natural gas vehicles	NGOUTVEH	5 Pumps not used in the building	NGOUTPMP	6 Other	NGOUTOT
1 Kilns	NGOUTKLN													
2 Gas space heaters	NGOUTHTR													
3 Exterior decorative lights	NGOUTLTS													
4 Compressed natural gas vehicles	NGOUTVEH													
5 Pumps not used in the building	NGOUTPMP													
6 Other	NGOUTOT													
NEXT	<p>IF Other selected → G21 [Other type of outside natural gas use]</p> <p>OTHERWISE</p> <p>IF D96 [How purchase natural gas] = Bought from someone else OR Bought both ways → G22 [Include all non-local natural gas]</p> <p>IF (A6 [Square footage] known OR A12 [Square footage category] known) & D1 [Heating] ≠ DK/RF & D2 [Cooling] ≠ DK/RF & D3 [Water heating] ≠ DK/RF & D17 [Source for main heating] ≠ DK/RF → G24 [Natural gas regression check]</p> <p>OTHERWISE:</p> <p>IF G2 [WS2 natural gas filled out] = Yes → G28 [Monthly natural gas included]</p> <p>IF G2 [WS2 natural gas filled out] = No OR DK/RF → G29 [Monthly natural gas available]</p>													

G21	Other type of outside natural gas use	
ASK	IF Other IN G20 [Outside uses included in natural gas]	
<p>Please describe this other type of outside natural gas use.</p> <p>◆ RECORD in space below</p>		
NEXT	<p>IF D96 [How purchase natural gas] = Bought from someone else OR Bought both ways → G22 [Include all non-local natural gas]</p> <p>IF (A6 [Square footage] known OR A12 [Square footage category] known) & D1 [Heating] ≠ DK/RF & D2 [Cooling] ≠ DK/RF & D3 [Water heating] ≠ DK/RF & D17 [Source for main heating] ≠ DK/RF → G24 [Natural gas regression check]</p> <p>OTHERWISE:</p> <p>IF G2 [WS2 natural gas filled out] = Yes → G28 [Monthly natural gas included]</p> <p>IF G2 [WS2 natural gas filled out] = No OR DK/RF → G29 [Monthly natural gas available]</p>	

G22	Include all non-local natural gas	<i>NGNONU</i>
ASK	IF (G6 [Natural gas consumption] given OR G7 [Natural gas expenditures] given) & (D96 [How purchase natural gas] = Bought from someone else OR Bought both ways)	
Do these figures include all the natural gas from the non-utility or broker?		
1 Yes 2 No		
NEXT	IF No → G23 [What not included] IF Yes OR DK/RF: IF (A6 [Square footage] known OR A12 [Square footage category] known) & D1 [Heating] ≠ DK/RF & D2 [Cooling] ≠ DK/RF & D3 [Water heating] ≠ DK/RF & D17 [Source for main heating] ≠ DK/RF → G24 [Natural gas regression check] OTHERWISE: IF G2 [WS2 natural gas filled out] = Yes → G28 [Monthly natural gas included] IF G2 [WS2 natural gas filled out] = No OR DK/RF → G29 [Monthly natural gas available]	

G23	What not included
ASK	IF G22 [Include all non-local natural gas] = No
What was not included?	
◆ RECORD the additional charges in the open box	
NEXT	IF (A6 [Square footage] known OR A12 [Square footage category] known) & D1 [Heating] ≠ DK/RF & D2 [Cooling] ≠ DK/RF & D3 [Water heating] ≠ DK/RF & D17 [Source for main heating] ≠ DK/RF → G24 [Natural gas regression check] OTHERWISE: IF G2 [WS2 natural gas filled out] = Yes → G28 [Monthly natural gas included] IF G2 [WS2 natural gas filled out] = No OR DK/RF → G29 [Monthly natural gas available]

G24	Natural gas regression check
ASK	IF (G6 [Natural gas consumption] given OR G7 [Natural gas expenditures] given) & (A6 [Square footage] known OR A12 [Square footage category] known) & D1 [Heating] ≠ DK/RF & D2 [Cooling] ≠ DK/RF & D3 [Water heating] ≠ DK/RF & D17 [Source for main heating] ≠ DK/RF
<p>Based on various characteristics of the structure, Blaise will use a detailed equation to compute predicted consumption and expenditures estimates. The natural gas consumption and/or expenditures given will be adjusted based on the units for natural gas, and ratio adjusted if other square footage was either included or excluded in the figures, and then will either PASS or FAIL this regression check, based on the following formula:</p> <p>IF G6 [Natural gas consumption] > [Predicted consumption] × 8 OR G7 [Natural gas expenditures] > [Predicted expenditures] × 8 → FAIL (HIGH) IF G6 [Natural gas consumption] < [Predicted consumption] ÷ 13 OR G7 [Natural gas expenditures] < [Predicted expenditures] ÷ 13 → FAIL (LOW) OTHERWISE → PASS</p>	
NEXT	IF FAIL (HIGH) → G25 [Anything unusual high] IF FAIL (LOW) → G26 [Anything unusual low] IF PASS: IF G2 [WS2 natural gas filled out] = Yes → G28 [Monthly natural gas included] IF G2 [WS2 natural gas filled out] = No OR DK/RF → G29 [Monthly natural gas available]

G25	Anything unusual high	<i>NGHIGH</i>
ASK	IF G24 [Natural gas regression check] = FAIL (HIGH)	
<p>These usage figures seem high for what you have told me about this building. Is there anything unusual that might explain this high usage?</p> <p>1 Yes 2 No</p>		
NEXT	IF Yes → G27 [What is unusual] IF No OR DK/RF: IF G2 [WS2 natural gas filled out] = Yes → G28 [Monthly natural gas included] IF G2 [WS2 natural gas filled out] = No OR DK/RF → G29 [Monthly natural gas available]	

G26	Anything unusual low	<i>NGLOW</i>
ASK	IF G24 [Natural gas regression check] = FAIL (LOW)	
<p>These usage figures seem low for what you have told me about this building. Is there anything unusual that might explain this low usage?</p> <p>1 Yes 2 No</p>		
NEXT	IF Yes → G27 [What is unusual] IF No OR DK/RF: IF G2 [WS2 natural gas filled out] = Yes → G28 [Monthly natural gas included] IF G2 [WS2 natural gas filled out] = No OR DK/RF → G29 [Monthly natural gas available]	

G27	What is unusual
ASK	IF G25 [Anything unusual high] = Yes OR G26 [Anything unusual low] = Yes
<p>Please tell me [what is out of the ordinary about this building].</p> <p>◆ RECORD in open box</p>	
NEXT	IF G2 [WS2 natural gas filled out] = Yes → G28 [Monthly natural gas included] IF G2 [WS2 natural gas filled out] = No OR DK/RF → G29 [Monthly natural gas available]

G28	Monthly natural gas included	<i>NGINC12</i>
ASK	IF (G6 [Natural gas consumption] given OR G7 [Natural gas expenditures] given) & G2 [WS2 natural gas filled out] = Yes	
<p>Did you include your monthly natural gas usage on Worksheet 2?</p> <p>1 Yes 2 No</p>		
NEXT	IF No OR DK/RF → G29 [Monthly natural gas available] IF Yes: IF G24 [Natural gas regression check] = PASS → G30 [Natural gas bill available] IF G24 [Natural gas regression check] = FAIL (HIGH) OR FAIL (LOW) → G31 [Number natural gas suppliers]	

G29	Monthly natural gas available	<i>NGHAV12</i>
ASK	IF (G6 [Natural gas consumption] given OR G7 [Natural gas expenditures] given) & (G2 [WS2 natural gas filled out] = No OR DK/RF OR G28 [Monthly natural gas included] = No OR DK/RF)	
<p>Do you have a record of the monthly natural gas use that I could have to help us better understand the seasonal patterns of natural gas use?</p> <p>◆ If available, you will be prompted again to collect this at the end of the interview, so it is not necessary to stop the interview to collect it here</p> <p>1 Yes, monthly natural gas available 2 No, will not be able to provide monthly natural gas</p>		
NEXT	IF ((A6 [Square footage] = DK/RF & A12 [Square footage category] = DK/RF) OR D1 [Heating] = DK/RF OR D2 [Cooling] = DK/RF OR D3 [Water heating] = DK/RF OR D17 [Source for main heating] = DK/RF) OR G24 [Natural gas regression check] = FAIL (HIGH) OR FAIL (LOW) OR G11 [Sq ft not included] / A6 [Square footage] > 0.25 → G31 [Number natural gas suppliers] OTHERWISE → G30 [Natural gas bill available]	

G30	Natural gas bill available	<i>NGBILL</i>
ASK	IF G6 [Natural gas consumption] given OR G7 [Natural gas expenditures] given & G24 [Natural gas regression check] = PASS	
<p>Would it be possible for me to scan one of your natural gas bills? (There is information on some utility bills that may help energy researchers who use these data.)</p> <p>◆ EXP: [Examples of these items include miscellaneous charges, past months data, and units of measure.]</p> <p>◆ If available, you will be prompted to scan the bill at the end of the interview, so it is not necessary to stop the interview here</p> <p>1 Yes, bill available 2 No, will not be able to provide bill</p>		
NEXT	→ H1 [Section H Routing]	

G31	Number natural gas suppliers	<i>NGNUMSP</i>
ASK	IF G3 [Provide natural gas figures] = No OR DK/RF OR G6 [Natural gas consumption] = DK/RF & G7 [Natural gas expenditures] = DK/RF OR G24 [Natural gas regression check] = FAIL (HIGH) OR FAIL (LOW) OR ((A6 [Square footage] = DK/RF & A12 [Square footage category]) OR D1 [Heating] = DK/RF OR D2 [Cooling] = DK/RF OR D3 [Water heating] = DK/RF OR D17 [Source for main heating] = DK/RF) OR G11 [Sq ft not included] / A6 [Square footage] > 0.25	
FILL	{SuppliersIntro} IF (G3 [Provide natural gas figures] = No OR DK/RF) OR (G6 [Natural gas consumption] = DK/RF & G7 [Natural gas expenditures] = DK/RF) = "We should be able to obtain this information directly from your natural gas supplier, so I just need to collect some information about your natural gas accounts." OTHERWISE = "We may need to go to your supplier to verify some information, so I need to ask you some questions about your natural gas supplier or suppliers."	
<p>{SuppliersIntro}</p> <p>In some parts of the country, customers can purchase energy from more than one supplier. How many different companies supplied natural gas to this building during calendar year 2012?</p>		
RANGE	1 to 4	
NEXT	Number given → G32 [Natural gas suppliers] DK/RF → H1 [Section H Routing]	

G32	Natural gas suppliers	NG1LKP—NG2LKP
ASK	IF G31 [Number natural gas suppliers] given	
FILL	{FirstNext} IF Only one supplier = BLANK IF First supplier given = "first" OTHERWISE = "next"	
<p>What is the name of the {FirstNext} supplier that provided natural gas in calendar year 2012?</p> <ul style="list-style-type: none"> ◆ Start typing the name of the supplier or use [BACKSPACE] to bring up the look-up table ◆ Type in the first few letters of the supplier name, and the look-up table will scroll to the closest match ◆ If you find a match, make sure the correct line is highlighted (blue) and press [ENTER] ◆ If you don't find a match, use [BACKSPACE] to clear the Search line, which will bring you back to the top of the look-up table where ** NOT ON LIST will be highlighted, then press [ENTER] two times 		
NEXT	IF NOT ON LIST selected → G34 [Supplier name] IF Supplier found in look-up table → G33 [Verify natural gas supplier] IF DK/RF: IF Only one supplier or last supplier → H1 [Section H Routing] IF More suppliers left to answer for → Ask G32 [Natural gas suppliers] again for next supplier	

G33	Verify natural gas supplier	
ASK	IF Supplier found in G32 [Natural gas suppliers] look-up table	
FILL	{Supplier} = Supplier name from G32 [Natural gas suppliers] look-up table	
<p>Just to verify, I have selected that your natural gas supplier is {Supplier}. Is that correct?</p> <ul style="list-style-type: none"> ◆ If No, you will be taken back to the previous screen to select again <ol style="list-style-type: none"> 1 Yes 2 No 		
NEXT	IF Yes → G40 [Number natural gas accounts] IF No → G32 [Natural gas suppliers]	

G34	Supplier name	<i>NG1NEW—NG4NEW</i>
ASK	IF NOT ON LIST selected in G32 [Natural gas suppliers]	
<p>◆ ENTER the name of the supplier</p>		
NEXT	IF Name given → G35 [Street address] IF DK/RF: IF Only one supplier or last supplier → H1 [Section H Routing] IF More suppliers left to answer for → Back to G32 [Natural gas suppliers] for next supplier	

G35	Street address	<i>NG1AD1—NG4AD1</i>
ASK	IF NOT ON LIST selected in G32 [Natural gas suppliers]	
FILL	{Supplier} = "G34 [Supplier name]"	
What is the address for {Supplier}, beginning with the street?		
NEXT	→ G36 [P.O. Box or Suite]	

G36	P.O. Box or Suite	<i>NG1AD2—NG4AD2</i>
ASK	IF NOT ON LIST selected in G32 [Natural gas suppliers]	
Is there a post office box or suite number? ◆ If not, press [ENTER]		
NEXT	→ G37 [City]	

G37	City	<i>NG1CTY—NG4CTY</i>
ASK	IF NOT ON LIST selected in G32 [Natural gas suppliers]	
What is the city?		
NEXT	→ G38 [State abbreviation]	

G38	State abbreviation	<i>NG1STA—NG4STA</i>
ASK	IF NOT ON LIST selected in G32 [Natural gas suppliers]	
<p>What is the state?</p> <p>◆ ENTER the two letter abbreviation</p>		
NEXT	➔ G39 [Zip code]	

G39	ZIP code	<i>NG1ZIP—NG4ZIP</i>
ASK	IF NOT ON LIST selected in G32 [Natural gas suppliers]	
<p>And what is the ZIP code?</p>		
NEXT	➔ G40 [Number natural gas accounts]	

G40	Number natural gas accounts	<i>NG1NAC—NG4NAC</i>
ASK	IF Supplier found in G32 [Natural gas suppliers] look-up table OR G34 [Supplier name] given	
FILL	{Supplier} = Supplier name from G32 [Natural gas suppliers] look-up table OR G34 [Supplier name]	
<p>How many different natural gas accounts does this building have with {Supplier}?</p>		
RANGE	1 to 999	
NEXT	IF 1 to 10 accounts ➔ G41 [Natural gas account number] IF More than 10 accounts OR DK/RF ➔ G46 [Natural gas bill available]	

G41	Natural gas account number	<i>NG1AC1—NG4AC10</i>
ASK	IF G40 [Number natural gas accounts] = 1 to 10 Ask as many times as account numbers given, or until DK/RF	
FILL	{FirstNext} IF Only one account = BLANK IF First account given = "first" OTHERWISE = "next" {Supplier} = Supplier name from G32 [Natural gas suppliers] look-up table OR G34 [Supplier name]	
<p>Please give me the {FirstNext} natural gas account number for {Supplier}.</p> <p>◆ VERIFY number <u>digit by digit</u></p>		
NEXT	IF D96 [How purchase natural gas] = Bought from someone else OR Bought both ways ➔ G42 [Supplier is non-local utility] OTHERWISE ➔ G43 [Bills cover only building]	

G42	Supplier is non-local utility	<i>NG1NONU—NG4NONU</i>
ASK	IF (Supplier found in G32 [Natural gas suppliers] look-up table OR G34 [Supplier name] given) & (D96 [How purchase natural gas] = Bought from someone else OR Bought both ways)	
FILL	{Supplier} = Supplier name from G32 [Natural gas suppliers] look-up table OR G34 [Supplier name]	
<p>You mentioned earlier that you purchase natural gas from a non-utility or broker. Is {Supplier} one of those companies?</p> <p>1 Yes 2 No</p>		
NEXT	➔ G43 [Bills cover only building]	

G43	Bills cover only building	<i>NG10TB—NG40TB</i>
ASK	IF Supplier found in G32 [Natural gas suppliers] look-up table OR G34 [Supplier name] given	
FILL	{Bills} IF Only one account = “Does the bill or statement” IF 2 to 10 accounts = “Do the bills or statements” {Supplier} = Supplier name from G32 [Natural gas suppliers] look-up table OR G34 [Supplier name]	
<p>{Bills} from {Supplier} cover just this building or are other buildings covered as well?</p> <p>1 Just this building 2 Other building(s)</p>		
NEXT	IF Other buildings ➔ G44 [Sq ft of others included] IF Just this building OR DK/RF ➔ G45 [Include other major natural gas]	

G44	Sq ft of others included	<i>NG10TS—NG40TS</i>
ASK	IF G43 [Bills cover only building] = Other buildings	
FILL	{Bills} IF Only one account = “bill or statement” IF 2 to 10 accounts = “bills or statements”	
<p>What is the approximate square footage of the <u>other</u> buildings included on the {Bills}?</p> <p>◆ PROBE for estimate if DK</p>		
RANGE	1 to 999,999,999	
NEXT	➔ G45 [Include other major natural gas]	

G45	Include other major natural gas <i>NG10TU—NG40TU</i>
ASK	IF Supplier found in G32 [Natural gas suppliers] look-up table OR G34 [Supplier name] given
FILL	<p>{Bills} IF Only one account = “Does the bill or statement” IF 2 to 10 accounts = “Do the bills or statements”</p> <p>{Bills} include charges for any <u>other</u> major natural gas usage outside the building, such as for kilns, gas space heaters, exterior or decorative lighting, compressed natural gas vehicles, or pumps not used in the building?</p> <p>1 Yes 2 No</p>
NEXT	→ G46 [Natural gas bill available]

G46	Natural gas bill available <i>NG1BILL—NG4BILL</i>
ASK	IF (Supplier found in G32 [Natural gas suppliers] look-up table OR G34 [Supplier name] given)
FILL	<p>{Supplier} = Supplier name from G32 [Natural gas suppliers] look-up table OR G34 [Supplier name]</p> <p>Would it be possible for me to scan one of your natural gas bills from {Supplier}? (There is information on some utility bills that may help energy researchers who use these data.)</p> <ul style="list-style-type: none"> ◆ EXP: [Examples of these items include miscellaneous charges, past months data, and units of measure.] ◆ If available, you will be prompted to scan the bill at the end of the interview, so it is not necessary to stop the interview here <p>1 Yes, bill available 2 No, will not be able to provide bill</p>
NEXT	IF More suppliers left to answer for → Back to G32 [Natural gas suppliers] for next supplier OTHERWISE → H1 [Section H Routing]

SECTION H. FUEL OIL/DIESEL/KEROSENE

NOTE: In ASK and NEXT instructions in this section, "Fuel oil" refers to fuel oil, diesel, or kerosene.

H1	Section H Routing
NEXT	IF Fuel oil used → H2 [WS2 fuel oil filled out] OTHERWISE → I1 [Section I Routing]

H2	WS2 fuel oil filled out	<i>WS2FKCE</i>
ASK	IF Fuel oil used	
FILL	{FuelOilType} = Type or types specified in D10 [Fuel oil, diesel, or kerosene]	
Do you have Worksheet 2 with you and filled out for {FuelOilType}?		
1 Yes 2 No		
NEXT	IF No OR DK/RF → H3 [Provide fuel oil figures] IF Yes → H4 [Fuel oil purchases]	

H3	Provide fuel oil figures	<i>FKFIGS</i>
ASK	IF H2 [WS2 fuel oil filled out] = No OR DK/RF	
FILL	{FuelOilType} = Type or types specified in D10 [Fuel oil, diesel, or kerosene]	
The next questions are about {FuelOilType} purchases in this building during calendar year 2012. Would you be able to give me an approximate figure of how much {FuelOilType} was purchased or how much was spent on it?		
1 Yes 2 No		
NEXT	IF Yes → H4 [Fuel oil purchases] IF No OR DK/RF: IF D17 [Source for main heating] = Fuel oil OR D18 [Other source for main heating] = Fuel oil OR D75 [Sources for water heating] = Fuel oil OR D76 [Other water heating source] = Fuel oil OR (D85 [Sources for electricity generation] = Fuel oil → H20 [Number fuel oil suppliers] OTHERWISE → I1 [Section I Routing]	

H4	Fuel oil purchases	<i>FKCNSP</i>
ASK	IF H2 [WS2 fuel oil filled out] = Yes OR H3 [Provide fuel oil figures] = Yes	
FILL	{FuelOilType} = Type or types specified in D10 [Fuel oil, diesel, or kerosene]	
		[F1]-HELP
	Please give me the total number of gallons of {FuelOilType} purchased in calendar year 2012.	
	<ul style="list-style-type: none"> ◆ EXP: [If part of a multibuilding campus or complex, and the respondent only knows the consumption for the whole campus or complex, ENTER the total consumption for the campus or complex here.] ◆ VERIFY number <u>digit by digit</u> 	
RANGE	0 to 99,999,999,999	
NEXT	➔ H5 [Fuel oil expenditures]	

H5	Fuel oil expenditures	<i>FKEXP</i>
ASK	IF H2 [WS2 fuel oil filled out] = Yes OR H3 [Provide fuel oil figures] = Yes	
FILL	{FuelOilType} = Type or types specified in D10 [Fuel oil, diesel, or kerosene]	
		[F1]-HELP
	Please give me the total dollars spent on {FuelOilType} in calendar year 2012, including state and local taxes.	
	<ul style="list-style-type: none"> ◆ Do <u>not</u> enter cents ◆ VERIFY number <u>digit by digit</u> 	
RANGE	0 to 999,999,999	
NEXT	IF H4 [Fuel oil purchases] = Zero & H5 [Fuel oil expenditures] = Zero (OR one is Zero and one is DK/RF) ➔ H6 [Purchased before 2012] IF H4 [Fuel oil purchases] = DK/RF & H5 [Fuel oil expenditures] = DK/RF ➔ I1 [Section I Routing] OTHERWISE ➔ H7 [Starting date for fuel oil figures]	

H6	Purchased before 2012	<i>FKSTORD</i>
ASK	IF H4 [Fuel oil purchases] = Zero & H5 [Fuel oil expenditures] = Zero (OR one is Zero and one is DK/RF)	
FILL	{FuelOilType} = Type or types specified in D10 [Fuel oil, diesel, or kerosene]	
	Was any {FuelOilType} used in 2012 that was purchased or delivered in 2011 or before?	
	1 Yes 2 No	
NEXT	➔ I1 [Section I Routing]	

H7	Starting date for fuel oil figures	<i>FKSTDAT</i>
ASK	IF (H4 [Fuel oil purchases] given OR H5 [Fuel oil expenditures] given) & Not both zero	
FILL	{FuelOilType} = Type or types specified in D10 [Fuel oil, diesel, or kerosene]	
		[F1]-HELP
	What is the first delivery date for these {FuelOilType} purchases?	
	<ul style="list-style-type: none"> ◆ ENTER date as MMDDYYYY ◆ If the day is not known, ENTER "15" for DD 	
NEXT	➔ H8 [Ending date for fuel oil figures]	

H8	Ending date for fuel oil figures	<i>FKENDAT</i>
ASK	IF (H4 [Fuel oil purchases] given OR H5 [Fuel oil expenditures] given) & Not both zero	
FILL	{FuelOilType} = Type or types specified in D10 [Fuel oil, diesel, or kerosene]	
		[F1]-HELP
	What is the last delivery date [for these {FuelOilType} purchases]?	
	<ul style="list-style-type: none"> ◆ ENTER date as MMDDYYYY ◆ If the day is not known, ENTER "15" for DD 	
NEXT	IF (C5 [Number of businesses] >1 OR C7 [Re-ask number of businesses] > 1 OR C8 [Number of businesses category] ≠ Zero OR One) ➔ H9 [All occupants fuel oil included] OTHERWISE ➔ H11 [Other bldgs fuel oil included]	

H9	All occupants fuel oil included	<i>FKALL</i>
ASK	IF (H4 [Fuel oil purchases] given OR H5 [Fuel oil expenditures] given & (C5 [Number of businesses] >1 OR C7 [Re-ask number of businesses] > 1 OR C8 [Number of businesses category] ≠ Zero OR One)	
FILL	{FuelOilType} = Type or types specified in D10 [Fuel oil, diesel, or kerosene]	
	Do these figures include the {FuelOilType} for all of the businesses or organizations in this building?	
	<ul style="list-style-type: none"> 1 Yes 2 No 	
NEXT	IF No ➔ H10 [Sq ft not included] IF Yes OR DK/RF ➔ H11 [Other bldgs fuel oil included]	

H10	Sq ft not included	<i>FKNISF</i>
ASK	IF H9 [All occupants fuel oil included] = No	
<p>What is the approximate square footage of the space in the building that is <u>not</u> included in these figures?</p> <p>◆ PROBE for estimate if DK</p>		
RANGE	1 to 999,999,999	
NEXT	→ H11 [Other bldgs fuel oil included]	

H11	Other bldgs fuel oil included	<i>FKOTBD</i>
ASK	IF H4 [Fuel oil purchases] given OR H5 [Fuel oil expenditures] given	
<p>Is any consumption from other buildings included in these figures?</p> <p>1 Yes 2 No</p>		
NEXT	<p>IF Yes → H12 [Sq ft of other included]</p> <p>IF No OR DK/RF: IF B48 [Central physical plant] = Yes & B53 [Central plant in building] = No → H13 [Central plant fuel oil included]</p> <p>OTHERWISE → H14 [Include other major fuel oil]</p>	

H12	Sq ft of other included	<i>FKOTSF</i>
ASK	IF H11 [Other bldgs fuel oil included] = Yes	
<p>What is the approximate square footage of the <u>other</u> buildings that are included in these figures?</p> <p>◆ PROBE for estimate if DK</p>		
RANGE	1 to 999,999,999	
NEXT	<p>IF B48 [Central physical plant] = Yes & B53 [Central plant in building] = No → H13 [Central plant fuel oil included]</p> <p>OTHERWISE → H14 [Include other major fuel oil]</p>	

H13	Central plant fuel oil included	<i>PLTNGINC</i>
ASK	IF B48 [Central physical plant] = Yes & B53 [Central plant in building] = No	
FILL	{FuelOilType} = Type or types specified in D10 [Fuel oil, diesel, or kerosene]	
<p>Earlier you mentioned that there is a central plant on this campus. Do these figures include any {FuelOilType} that was used in the central plant?</p> <p>◆ EXP: [We do not want the energy used in the central plant. This question is for verification purposes.]</p> <p>1 Yes 2 No</p>		
NEXT	→ H14 [Include other major fuel oil]	

H14	Include other major fuel oil	<i>FKOTUS</i>
ASK	IF H4 [Fuel oil purchases] given OR H5 [Fuel oil expenditures] given	
FILL	{FuelOilType} = Type or types specified in D10 [Fuel oil, diesel, or kerosene]	
<p>Do these figures include charges for any <u>other</u> major {FuelOilType} usage outside the building, such as for kilns, welding, pumps, or motors?</p> <p>1 Yes 2 No</p>		
NEXT	<p>IF H4 [Fuel oil purchases] given & A12 [Square footage category] given & D17 [Source for main heating] = Fuel oil OR D18 [Other source for main heating] = Fuel oil OR D75 [Sources for water heating] = Fuel oil OR D76 [Other water heating source] = Fuel oil OR (D85 [Sources for electricity generation] = Fuel oil & D3 [Water heating] ≠ DK/RF → H15 [Fuel oil regression check]) OTHERWISE: IF D17 [Source for main heating] = Fuel oil OR D18 [Other source for main heating] = Fuel oil OR D75 [Sources for water heating] = Fuel oil OR D76 [Other water heating source] = Fuel oil OR (D85 [Sources for electricity generation] = Fuel oil & (H10 [Sq ft not included] / A6 [Square footage] > 0.25 OR A12 [Square footage category] = DK/RF OR D3 [Water heating] = DK/RF) → H20 [Number fuel oil suppliers] OTHERWISE → H19 [Fuel oil bill available]</p>	

H15	Fuel oil regression check
DO	IF H4 [Fuel oil purchases] given & A12 [Square footage category] given & D17 [Source for main heating] = Fuel oil OR D18 [Other source for main heating] = Fuel oil & D3 [Water heating] ≠ DK/RF
<p>Based on various characteristics of the structure, Blaise will use a detailed equation to compute predicted consumption and expenditures estimates. The fuel oil consumption given will either PASS or FAIL this regression check, based on the following formula:</p> <p>IF H4 [Fuel oil purchases] > (Predicted consumption × 10) → FAIL (HIGH) IF H4 [Fuel oil purchases] < (Predicted consumption ÷ 20) → FAIL (LOW) OTHERWISE → PASS</p>	
NEXT	IF FAIL (HIGH) → H16 [Anything unusual high] IF FAIL (LOW) → H17 [Anything unusual low] IF PASS & H10 [Sq ft not included] / A6 [Square footage] > 0.25 → H20 [Number fuel oil suppliers] OTHERWISE → H19 [Fuel oil bill available]

H16	Anything unusual high	<i>FKHIGH</i>
ASK	IF H15 [Fuel oil regression check] = FAIL (HIGH)	
FILL	{FuelOilType} = Type or types specified in D10 [Fuel oil, diesel, or kerosene]	
<p>These {FuelOilType} usage figures seem high for what you have told me about this building. Is there anything unusual that might explain this high usage?</p> <p>1 Yes 2 No</p>		
NEXT	IF Yes → H18 [What is unusual] IF No OR DK/RF → H20 [Number fuel oil suppliers]	

H17	Anything unusual low	<i>FKLOW</i>
ASK	IF H15 [Fuel oil regression check] = FAIL (LOW)	
FILL	{FuelOilType} = Type or types specified in D10 [Fuel oil, diesel, or kerosene]	
<p>These {FuelOilType} usage figures seem low for what you have told me about this building. Is there anything unusual that might explain this low usage?</p> <p>1 Yes 2 No</p>		
NEXT	IF Yes → H18 [What is unusual] IF No OR DK/RF → H20 [Number fuel oil suppliers]	

H18	What is unusual
ASK	IF H16 [Anything unusual high] = Yes OR H17 [Anything unusual low] = Yes
<p>Please tell me [what is out of the ordinary about this building].</p> <p>◆ RECORD in open box</p>	
NEXT	→ H20 [Number fuel oil suppliers]

H19	Fuel oil bill available	<i>FKBILL</i>
FILL	{FuelOilType} = Type or types specified in D10 [Fuel oil, diesel, or kerosene]	
ASK	<p>IF (H4 [Fuel oil purchases] given OR H5 [Fuel oil expenditures] given & ((D17 [Source for main heating] ≠ Fuel oil & D18 [Other source for main heating] ≠ Fuel oil) OR ((D17 [Source for main heating] = Fuel oil OR D18 [Other source for main heating] = Fuel oil) & H10 [Sq ft not included] / A6 [Square footage] ≤ 0.25 & A12 [Square footage category] ≠ DK) & D3 [Water heating] ≠ DK) OR (H4 [Fuel oil purchases] given & H15 [Fuel oil regression check] = PASS & H10 [Sq ft not included] / A6 [Square footage] ≤ 0.25)</p>	
<p>Would it be possible for me to scan one of your {FuelOilType} bills? (There is information on some utility bills that may help energy researchers who use these data.)</p> <p>◆ EXP: [Examples of these items include miscellaneous charges, past months data, and units of measure.]</p> <p>◆ If available, you will be prompted to scan the bill at the end of the interview, so it is not necessary to stop the interview here</p> <p>1 Yes, bill available 2 No, will not be able to provide bill</p>		
NEXT	→ I1 [Section I Routing]	

H20	Number fuel oil suppliers	<i>FKNUMSP</i>
ASK	IF D17 [Source for main heating] = Fuel oil OR D18 [Other source for main heating] = Fuel oil OR D75 [Sources for water heating] = Fuel oil OR D76 [Other water heating source] = Fuel oil OR (D85 [Sources for electricity generation] = Fuel oil & D87 [Use of generated electricity] = Whenever electricity was used) & (H3 [Provide fuel oil figures] = No OR DK/RF OR H4 [Fuel oil purchases] = DK/RF & H5 [Fuel oil expenditures] = DK/RF OR A12 [Square footage category] = DK OR D3 [Water heating] = DK OR H15 [Fuel oil regression check] = FAIL (LOW) OR FAIL (HIGH) OR H10 [Sq ft not included] / A6 [Square footage] > 0.25)	
FILL	{SuppliersIntro} IF H3 [Provide fuel oil figures] = No OR DK/RF OR (H4 [Fuel oil purchases] = DK/RF) & H5 [Fuel oil expenditures] = DK/RF = "We should be able to obtain this information directly from your supplier, so I just need to collect some information about your accounts." OTHERWISE = "We may need to go to your supplier to verify some information, so I need to ask you some questions about your supplier or suppliers." {FuelOilType} = Type or types specified in D10 [Fuel oil, diesel, or kerosene]	
{SuppliersIntro} How many different companies supplied {FuelOilType} to building during calendar year 2012?		
RANGE	1 to 4	
NEXT	Number given → H21 [Fuel oil supplier name] DK/RF → I1 [Section I Routing]	

H21	Fuel oil supplier name	<i>FK1SUP—FK4SUP</i>
ASK	IF H20 [Number fuel oil suppliers] given	
FILL	{FirstNext} IF Only one supplier = BLANK IF First supplier given = "first" OTHERWISE = "next" {FuelOilType} = Type or types specified in D10 [Fuel oil, diesel, or kerosene]	
What is the name of the {FirstNext} supplier that provided {FuelOilType} during 2012? ◆ ENTER the name of the supplier		
NEXT	IF Name given → H22 [Street address] IF DK/RF: IF Only one supplier or last supplier → I1 [Section I Routing] IF More suppliers left to answer for → Ask H21 [Fuel oil supplier name] again for next supplier	

H22	Street address	<i>FK1AD1—FK4AD1</i>
ASK	IF Name given in H21 [Fuel oil supplier name]	
FILL	{Supplier} = H21 [Fuel oil supplier name]	
What is the address for {Supplier}, beginning with the street?		
NEXT	➔ H23 [P.O. Box or Suite]	

H23	P.O. Box or Suite	<i>FK1AD2—FK4AD2</i>
ASK	IF Name given in H21 [Fuel oil supplier name]	
Is there a post office box or suite number?		
◆ If not, press [ENTER]		
NEXT	➔ H24 [City]	

H24	City	<i>FK1CTY—FK4CTY</i>
ASK	IF Name given in H21 [Fuel oil supplier name]	
What is the city?		
NEXT	➔ H25 [State abbreviation]	

H25	State abbreviation	<i>FK1STA—FK4STA</i>
ASK	IF Name given in H21 [Fuel oil supplier name]	
What is the state?		
◆ ENTER the two letter abbreviation		
NEXT	➔ H26 [ZIP code]	

H26	ZIP code	<i>FK1ZIP—FK4ZIP</i>
ASK	IF Name given in H21 [Fuel oil supplier name]	
And what is the zip code?		
NEXT	➔ H27 [Number fuel oil accounts]	

H27	Number fuel oil accounts	<i>FK1NAC—FK4NAC</i>
ASK	IF Name given in H21 [Fuel oil supplier name]	
FILL	{FuelOilType} = Type or types specified in D10 [Fuel oil, diesel, or kerosene] {Supplier} = H21 [Fuel oil supplier name]	
How many different {FuelOilType} accounts does this building have with {Supplier}?		
NEXT	IF 1 to 10 accounts → H28 [Fuel oil account number] IF More than 10 accounts OR DK/RF → H32 [Fuel oil bill available]	

H28	Fuel oil account number	<i>FK1AC1—FK4AC10</i>
ASK	IF H27 [Number fuel oil accounts] = 1 to 10 Ask as many times as account numbers given, or until DK/RF	
FILL	{FirstNext} IF Only one account = BLANK IF First account given = "first" OTHERWISE = "next" {FuelOilType} = Type or types specified in D10 [Fuel oil, diesel, or kerosene] {Supplier} = H21 [Fuel oil supplier name]	
Please give me the {FirstNext} {FuelOilType} account number for {Supplier}. ◆ VERIFY number <u>digit by digit</u>		
NEXT	→ H29 [Bills cover only building]	

H29	Bills cover only building	<i>FK10TB—FK40TB</i>
ASK	IF Name given in H21 [Fuel oil supplier name]	
FILL	{Bills} IF Only one account = "Does the bill or statement" IF 2 to 10 accounts = "Do the bills or statements" {Supplier} = H21 [Fuel oil supplier name]	
{Bills} from {Supplier} cover just this building or are other buildings covered as well? 1 Just this building 2 Other building(s)		
NEXT	IF Other buildings → H30 [Sq ft of others included] IF Just this building OR DK/RF → H31 [Include other major fuel oil]	

H30	Sq ft of others included	<i>FK10TS—FK40TS</i>
ASK	IF H29 [Bills cover only building] = Other buildings	
FILL	{Bills} IF Only one account = “bill or statement” IF 2 to 10 accounts = “bills or statements”	
What is the approximate square footage of the <u>other</u> buildings included on the {Bills}? ◆ PROBE for estimate if DK		
RANGE	1 to 999,999,999	
NEXT	➔ H31 [Include other major fuel oil]	

H31	Include other major fuel oil	<i>FK10TU—FK40TU</i>
ASK	IF Name given in H21 [Fuel oil supplier name]	
FILL	{Bills} IF Only one account = “Does the bill or statement” IF 2 to 10 accounts = “Do the bills or statements”	
{Bills} include charges for any <u>other</u> major fuel oil usage outside the building, such as for kilns, welding, pumps, or motors? 1 Yes 2 No		
NEXT	➔ H32 [Fuel oil bill available]	


H32	Fuel oil bill available	<i>FK1BILL—FK4BILL</i>
ASK	IF Name given in H21 [Fuel oil supplier name]	
FILL	{FuelOilType} = Type or types specified in D10 [Fuel oil, diesel, or kerosene] {Supplier} = H21 [Fuel oil supplier name]	
Would it be possible for me to scan one {FuelOilType} bill from {Supplier}? (There is information on some utility bills that may help energy researchers who use these data.) ◆ EXP: [Examples of these items include miscellaneous charges, past months data, and units of measure.] ◆ If available, you will be prompted to scan the bill at the end of the interview, so it is not necessary to stop the interview here 1 Yes, bill available 2 No, will not be able to provide bill		
NEXT	IF More suppliers left to answer for ➔ Back to H21 [Fuel oil supplier name] for next supplier OTHERWISE ➔ I1 [Section I Routing]	

SECTION I. DISTRICT STEAM

I1	Section I Routing
NEXT	IF District steam used → I2 [WS2 district steam filled out] OTHERWISE → J1 [Section J Routing]

I2	WS2 district steam filled out	<i>WS2STCE</i>
ASK	IF District steam used	
Do you have Worksheet 2 with you and filled out for district steam?		
<ul style="list-style-type: none"> 1 Yes 2 No 		
NEXT	IF No OR DK/RF → I3 [Provide district steam figures] IF Yes → I4 [Units for district steam]	

I3	Provide district steam figures	<i>STFIGS</i>
ASK	IF I2 [WS2 district steam filled out] = No OR DK/RF	
The next questions are about district steam usage in this building during calendar year 2012. Would you be able to give me an approximate figure of how much district steam was used or how much was spent on it?		
<ul style="list-style-type: none"> 1 Yes 2 No 		
NEXT	IF Yes → I4 [Units for district steam] IF No OR DK/RF: IF D15 [From central plant] = No OR D16 [Purchase from offsite] = Yes → I15 [District steam supplier name] OTHERWISE → J1 [Section J Routing]	

I4	Units for district steam	<i>STUNIT</i>
ASK	IF I2 [WS2 district steam filled out] = Yes OR I3 [Provide district steam figures] = Yes	
 SHOW CARD I1 Please look at Show Card I1 and tell me the units in which your district steam is measured.		
<ul style="list-style-type: none"> 1 Thousand pounds 2 Pounds 3 Million Btu 4 IF VOLUNTEERED: Some other units 		
NEXT	IF Some other units → I5 [Other district steam units] OTHERWISE → I6 [District steam consumption]	

I5	Other district steam units	<i>STUNITX</i>
ASK	IF I4 [Units for district steam] = Some other units	
What are the other units?		
NEXT	➔ I6 [District steam consumption]	

I6	District steam consumption	<i>STCNS</i>
ASK	IF I2 [WS2 district steam filled out] = Yes OR I3 [Provide district steam figures] = Yes	
		[F1]-HELP
Please give me the total amount of district steam used in calendar year 2012.		
<ul style="list-style-type: none"> ◆ EXP: [If part of a multibuilding campus or complex, and the respondent only knows the consumption for the whole campus or complex, ENTER the total consumption for the campus or complex here.] ◆ VERIFY number <u>digit by digit</u> 		
RANGE	1 to 99,999,999,999,999	
NEXT	➔ I7 [District steam expenditures]	

I7	District steam expenditures	<i>STEXP</i>
ASK	IF I2 [WS2 district steam filled out] = Yes OR I3 [Provide district steam figures] = Yes	
		[F1]-HELP
Please give me the total dollars spent on district steam in calendar year 2012, including state and local taxes.		
<ul style="list-style-type: none"> ◆ Do <u>not</u> enter cents ◆ VERIFY number <u>digit by digit</u> 		
RANGE	0 to 999,999,999	
NEXT	IF I6 [District steam consumption] = DK/RF & I7 [District steam expenditures] = DK/RF: IF D15 [From central plant] = No OR D16 [Purchase from offsite] = Yes ➔ I15 [District steam supplier name] OTHERWISE ➔ J1 [Section J Routing] OTHERWISE ➔ I8 [Starting date for district steam figures]	

I8	Starting date for district steam figures	<i>STSTDAT</i>
ASK	IF I6 [District steam consumption] given OR I7 [District steam expenditures] given	
		[F1]-HELP
	What is the starting date for these district steam usage figures?	
	<ul style="list-style-type: none"> ◆ ENTER date as MMDDYYYY ◆ If the day is not known, ENTER "15" for DD 	
NEXT	➔ I9 [Ending date for district steam figures]	

I9	Ending date for district steam figures	<i>STENDAT</i>
ASK	IF I6 [District steam consumption] given OR I7 [District steam expenditures] given	
		[F1]-HELP
	What is the ending date [for these district steam usage figures]?	
	<ul style="list-style-type: none"> ◆ ENTER date as MMDDYYYY ◆ VERIFY that this is the <u>last</u> day of the last billing period ◆ If the day is not known, ENTER "15" for DD 	
NEXT	IF C5 [Number of businesses] >1 OR C7 [Re-ask number of businesses] > 1 OR C8 [Number of businesses category] ≠ Zero OR One ➔ I10 [All occupants steam included] OTHERWISE ➔ I12 [Other bldgs steam included]	

I10	All occupants steam included	<i>STALL</i>
ASK	IF I6 [District steam consumption] given OR I7 [District steam expenditures] given & C5 [Number of businesses] >1 OR C7 [Re-ask number of businesses] > 1 OR C8 [Number of businesses category] ≠ Zero OR One	
	Do these figures include the district steam from all of the businesses or organizations in this building?	
	<ul style="list-style-type: none"> 1 Yes 2 No 	
NEXT	IF No ➔ I11 [Sq ft not included] OTHERWISE ➔ I12 [Other bldgs steam included]	

I11	Sq ft not included	<i>STNISF</i>
ASK	IF I10 [All occupants steam included] = No	
<p>What is the approximate square footage of the space in the building that is <u>not</u> included in these figures?</p> <p>◆ PROBE for estimate if DK</p>		
RANGE	1 to 999,999,999	
NEXT	→ I12 [Other bldgs steam included]	

I12	Other bldgs steam included	<i>STOTBD</i>
ASK	IF I6 [District steam consumption] given OR I7 [District steam expenditures] given	
<p>Is any consumption from other buildings included in these figures?</p> <p>1 Yes 2 No</p>		
NEXT	IF Yes → I13 [Sq ft of other included] IF No OR DK/RF → I14 [District steam bill available]	

I13	Sq ft of other included	<i>STOTSF</i>
ASK	IF I12 [Other bldgs steam included] = Yes	
<p>What is the approximate square footage of the <u>other</u> buildings that are included in these figures?</p> <p>◆ PROBE for estimate if DK</p>		
RANGE	1 to 999,999,999	
NEXT	→ I14 [District steam bill available]	

I14	District steam bill available	<i>STBILL</i>
ASK	IF I6 [District steam consumption] given OR I7 [District steam expenditures] given	
<p>Would it be possible for me to scan one of your district steam bills? (There is information on some utility bills that may help energy researchers who use these data.)</p> <ul style="list-style-type: none"> ◆ EXP: [Examples of these items include miscellaneous charges, past months data, and units of measure.] ◆ If available, you will be prompted to scan the bill at the end of the interview, so it is not necessary to stop the interview here <p>1 Yes, bill available 2 No, will not be able to provide bill</p>		
NEXT	→ J1 [Section J Routing]	

I15	District steam supplier name	<i>STSUP</i>
ASK	IF D15 [From central plant] = No OR D15 [Purchase from offsite = Yes] & (I3 [Provide district steam figures] = No OR DK/RF OR I6 [District steam consumption] = DK/RF & I7 [District steam expenditures] = DK/RF)	
<p>We should be able to obtain this information directly from your district steam supplier, so I just need to collect some information about your district steam accounts.</p> <p>What is the name of the supplier that provided district steam in calendar year 2012?</p> <ul style="list-style-type: none"> ◆ ENTER the name of the supplier 		
NEXT	IF Name given → I16 [Street address] IF DK/RF → J1 [Section J Routing]	

I16	Street address	<i>STAD1</i>
ASK	IF Name given in I15 [District steam supplier name]	
FILL	{Supplier} = I15 [District steam supplier name]	
<p>What is the address for {Supplier}, beginning with the street?</p>		
NEXT	→ I17 [P.O. Box or Suite]	

I17	P.O. Box or Suite	<i>STAD2</i>
ASK	IF Name given in I15 [District steam supplier name]	
<p>Is there a post office box or suite number?</p> <p>◆ If not, press [ENTER]</p>		
NEXT	➔ I18 [City]	

I18	City	<i>STCTY</i>
ASK	IF Name given in I15 [District steam supplier name]	
<p>What is the city?</p>		
NEXT	➔ I19 [State abbreviation]	

I19	State abbreviation	<i>STSTA</i>
ASK	IF Name given in I15 [District steam supplier name]	
<p>What is the state?</p> <p>◆ ENTER the two letter abbreviation</p>		
NEXT	➔ I20 [ZIP code]	

I20	ZIP code	<i>STZIP</i>
ASK	IF Name given in I15 [District steam supplier name]	
<p>And what is the ZIP code?</p>		
NEXT	➔ I21 [Number district steam accounts]	

I21	Number district steam accounts	<i>STNAC</i>
ASK	IF Name given in I15 [District steam supplier name]	
FILL	{Supplier} = I15 [District steam supplier name]	
How many different district steam accounts does this building have with {Supplier}?		
RANGE	1 to 999	
NEXT	IF 1 to 10 accounts → I22 [District steam account number] IF More than 10 accounts OR DK/RF → I25 [District steam bill available]	

I22	District steam account number	<i>STAC1—STAC10</i>
ASK	IF I21 [Number district steam accounts] = 1 to 10 Ask as many times as account numbers given, or until DK/RF	
FILL	{FirstNext} IF Only one account = BLANK IF First account given = "first" OTHERWISE = "next" {Supplier} = I15 [District steam supplier name]	
Please give me the {FirstNext} district steam account number for {Supplier}.		
◆ VERIFY number <u>digit by digit</u>		
NEXT	→ I23 [Bills cover only building]	

I23	Bills cover only building	<i>STOTB</i>
ASK	IF Name given in I15 [District steam supplier name]	
FILL	{Bills} IF Only one account = "Does the bill or statement" IF 2 to 10 accounts = "Do the bills or statements" {Supplier} = I15 [District steam supplier name]	
{Bills} from {Supplier} cover just this building or are other buildings covered as well?		
1 Just this building 2 Other building(s)		
NEXT	IF Other buildings → I24 [Sq ft of others included] IF Just this building OR DK/RF → I25 [District steam bill available]	

I24	Sq ft of others included	<i>STOTS</i>
ASK	IF I23 [Bills cover only building] = Other buildings	
FILL	{Bills} IF Only one account = "bill or statement" IF 2 to 10 accounts = "bills or statements"	
<p>What is the approximate square footage of the <u>other</u> buildings included on the {Bills}?</p> <p>◆ PROBE for estimate if DK</p>		
RANGE	1 to 999,999,999	
NEXT	➔ I25 [District steam bill available]	

I25	District steam bill available	<i>STBILL2</i>
ASK	IF Name given in I15 [District steam supplier name]	
<p>Would it be possible for me to scan one district steam bill from {Supplier}? (There is information on some utility bills that may help energy researchers who use these data.)</p> <p>◆ EXP: [Examples of these items include miscellaneous charges, past months data, and units of measure.]</p> <p>◆ If available, you will be prompted to scan the bill at the end of the interview, so it is not necessary to stop the interview here</p> <p>1 Yes, bill available 2 No, will not be able to provide bill</p>		
NEXT	➔ J1 [Section J Routing]	

SECTION J. DISTRICT HOT WATER AND CHILLED WATER

J1	Section J Routing
NEXT	IF District hot water used → J2 [WS2 district hot water filled out] IF District chilled water used & B51 [Plant produces district chilled water] = Yes → J24 [District chilled water from plant] IF District chilled water used & B51 [Plant produces district chilled water] ≠ Yes → J26 [District chilled water from utility] OTHERWISE → K1 [Section K Routing]

J2	WS2 district hot water filled out	<i>WS2HWCE</i>
ASK	IF District hot water used	
<p>Do you have Worksheet 2 with you and filled out for district hot water?</p> <p>1 Yes 2 No</p>		
NEXT	IF No OR DK/RF → J3 [Provide district hot water figures] IF Yes → J4 [District hot water consumption]	

J3	Provide district hot water figures	<i>HWFIGS</i>
ASK	IF J2 [WS2 district hot water filled out] = No OR DK/RF	
<p>The next questions are about district hot water usage in this building during calendar year 2012. Would you be able to give me an approximate figure of how much district hot water was used or how much was spent on it?</p> <p>1 Yes 2 No</p>		
NEXT	IF Yes → J4 [District hot water consumption] IF No OR DK/RF: IF D15 [From central plant] = No OR D16 [Purchase from offsite] = Yes → J13 [District hot water supplier name] IF District chilled water used & B51 [Plant produces district chilled water] = Yes → J24 [District chilled water from plant] IF District chilled water used & B51 [Plant produces district chilled water] ≠ Yes → J26 [District chilled water from utility] OTHERWISE → K1 [Section K Routing]	

J4	District hot water consumption	<i>HWCNS</i>
ASK	IF J2 [WS2 district hot water filled out] = Yes OR J3 [Provide district hot water figures] = Yes	
		[F1]-HELP
	Please give me the total amount, in million Btu, of district hot water used in calendar year 2012.	
	<ul style="list-style-type: none"> ◆ EXP: [If part of a multibuilding campus or complex, and the respondent only knows the consumption for the whole campus or complex, ENTER the total consumption for the campus or complex here.] ◆ VERIFY number <u>digit by digit</u> 	
RANGE	1 to 99,999,999,999	
NEXT	➔ J5 [District hot water expenditures]	

J5	District hot water expenditures	<i>HWEXP</i>
ASK	IF J2 [WS2 district hot water filled out] = Yes OR J3 [Provide district hot water figures] = Yes	
		[F1]-HELP
	Please give me the total dollars spent on district hot water in calendar year 2012, including state and local taxes.	
	<ul style="list-style-type: none"> ◆ Do <u>not</u> enter cents ◆ VERIFY number <u>digit by digit</u> 	
RANGE	0 to 999,999,999	
NEXT	IF J4 [District hot water consumption] = DK/RF & J5 [District hot water expenditures] = DK/RF: IF D15 [From central plant] = No OR D16 [Purchase from offsite] = Yes ➔ J13 [District hot water supplier name] IF District chilled water used & B51 [Plant produces district chilled water] = Yes ➔ J24 [District chilled water from plant] IF District chilled water used & B51 [Plant produces district chilled water] ≠ Yes ➔ J26 [District chilled water from utility] OTHERWISE ➔ K1 [Section K Routing] OTHERWISE ➔ J6 [Starting date for district hot water figures]	

J6	Starting date for district hot water figures	<i>HWSTDAT</i>
ASK	IF J4 [District hot water consumption] given OR J5 [District hot water expenditures] given	
		[F1]-HELP
	What is the starting date for these district hot water usage figures?	
	<ul style="list-style-type: none"> ◆ ENTER date as MMDDYYYY ◆ If the day is not known, ENTER "15" for DD 	
NEXT	➔ J7 [Ending date for district hot water figures]	

J7	Ending date for district hot water figures	<i>HWENDAT</i>
ASK	IF J4 [District hot water consumption] given OR J5 [District hot water expenditures] given	
		[F1]-HELP
	<p>What is the ending date [for these district hot water usage figures]?</p> <ul style="list-style-type: none"> ◆ ENTER date as MMDDYYYY ◆ VERIFY that this is the <u>last</u> day of the last billing period ◆ If the day is not known, ENTER "15" for DD 	
NEXT	IF C5 [Number of businesses] >1 OR C7 [Re-ask number of businesses] > 1 OR C8 [Number of businesses category] ≠ Zero OR One → J8 [All occupants hot water included] OTHERWISE → J10 [Other bldgs hot water included]	

J8	All occupants hot water included	<i>HWALL</i>
ASK	IF J4 [District hot water consumption] given OR J5 [District hot water expenditures] given & C5 [Number of businesses] >1 OR C7 [Re-ask number of businesses] > 1 OR C8 [Number of businesses category] ≠ Zero OR One	
	<p>Do these figures include the district hot water for all of the businesses or organizations in this building?</p> <p>1 Yes 2 No</p>	
NEXT	IF No → J9 [Sq ft not included] OTHERWISE → J10 [Other bldgs hot water included]	

J9	Sq ft not included	<i>HWNISF</i>
ASK	IF J8 [All occupants hot water included] = No	
	<p>What is the approximate square footage of the space in the building that is <u>not</u> included in these figures?</p> <ul style="list-style-type: none"> ◆ PROBE for estimate if DK 	
RANGE	1 to 999,999,999	
NEXT	→ J10 [Other bldgs hot water included]	

J10	Other bldgs hot water included	<i>HWOTBD</i>
ASK	IF J4 [District hot water consumption] given OR J5 [District hot water expenditures] given	
<p>Is any consumption from other buildings included in these figures?</p> <p>1 Yes 2 No</p>		
NEXT	IF Yes → J11 [Sq ft of other included] IF No OR DK/RF → J12 [District hot water bill available]	

J11	Sq ft of other included	<i>HWOTSF</i>
ASK	IF J10 [Other bldgs hot water included] = Yes	
<p>What is the approximate square footage of the <u>other</u> buildings that are included in these figures?</p> <p>◆ PROBE for estimate if DK</p>		
RANGE	1 to 999,999,999	
NEXT	→ J12 [District hot water bill available]	

J12	District hot water bill available	<i>HWBILL</i>
ASK	IF J4 [District hot water consumption] given OR J5 [District hot water expenditures] given	
<p>Would it be possible for me to scan one of your district hot water bills? (There is information on some utility bills that may help energy researchers who use these data.)</p> <p>◆ EXP: [Examples of these items include miscellaneous charges, past months data, and units of measure.]</p> <p>◆ If available, you will be prompted to scan the bill at the end of the interview, so it is not necessary to stop the interview here</p> <p>1 Yes, bill available 2 No, will not be able to provide bill</p>		
NEXT	IF District chilled water used & B51 [Plant produces district chilled water] = Yes → J24 [District chilled water from plant] IF District chilled water used & B51 [Plant produces district chilled water] ≠ Yes → J26 [District chilled water from utility] OTHERWISE → K1 [Section K Routing]	

J13	District hot water supplier name	<i>HWSUP</i>
ASK	IF D15 [From central plant] = No OR D15 [Purchase from offsite = Yes] & (J3 [Provide district hot water figures] = No OR DK/RF OR J4 [District hot water consumption] = DK/RF & J5 [District hot water expenditures] = DK/RF)	
<p>We should be able to obtain this information directly from your district hot water supplier, so I just need to collect some information about your district hot water accounts.</p> <p>What is the name of the supplier that provided district hot water in calendar year 2012?</p> <p>◆ ENTER the name of the supplier</p>		
NEXT	IF Name given → J14 [Street address] IF DK/RF: IF District chilled water used & B51 [Plant produces district chilled water] = Yes → J24 [District chilled water from plant] IF District chilled water used & B51 [Plant produces district chilled water] ≠ Yes → J26 [District chilled water from utility] OTHERWISE → K1 [Section K Routing]	

J14	Street address	<i>HWAD1</i>
ASK	IF Name given in J13 [District hot water supplier name]	
FILL	{Supplier} = J13 [District hot water supplier name]	
<p>What is the address for {Supplier}, beginning with the street?</p>		
NEXT	→ J15 [P.O. Box or Suite]	

J15	P.O. Box or Suite	<i>HWAD2</i>
ASK	IF Name given in J13 [District hot water supplier name]	
<p>Is there a post office box or suite number?</p> <p>◆ If not, press [ENTER]</p>		
NEXT	→ J16 [City]	

J16	City	<i>HWCTY</i>
ASK	IF Name given in J13 [District hot water supplier name]	
<p>What is the city?</p>		
NEXT	→ J17 [State abbreviation]	

J17	State abbreviation	<i>HWSTA</i>
ASK	IF Name given in J13 [District hot water supplier name]	
<p>What is the state?</p> <p>◆ ENTER the two letter abbreviation</p>		
NEXT	→ J18 [ZIP code]	

J18	ZIP code	<i>HWZIP</i>
ASK	IF Name given in J13 [District hot water supplier name]	
<p>And what is the ZIP code?</p>		
NEXT	→ J19 [Number district hot water accounts]	

J19	Number district hot water accounts	<i>HWNAC</i>
ASK	IF Name given in J13 [District hot water supplier name]	
FILL	{Supplier} = J13 [District hot water supplier name]	
<p>How many different district hot water accounts does this building have with {Supplier}?</p>		
RANGE	1 to 999	
NEXT	IF 1 to 10 accounts → J20 [District hot water account number] IF More than 10 accounts OR DK/RF → J23 [District hot water bill available]	

J20	District hot water account number	<i>HWAC1—HWAC10</i>
ASK	IF J19 [Number district hot water accounts] = 1 to 10 Ask as many times as account numbers given, or until DK/RF	
FILL	{FirstNext} IF Only one account = BLANK IF First account given = "first" OTHERWISE = "next" {Supplier} = J13 [District hot water supplier name]	
<p>Please give me the {FirstNext} district hot water account number for {Supplier}.</p> <p>◆ VERIFY number <u>digit by digit</u></p>		
NEXT	→ J21 [Bills cover only building]	

J21	Bills cover only building	<i>HWOTB</i>
ASK	IF Name given in J13 [District hot water supplier name]	
FILL	{Bills} IF Only one account = "Does the bill or statement" IF 2 to 10 accounts = "Do the bills or statements" {Supplier} = J13 [District hot water supplier name]	
	{Bills} from {Supplier} cover just this building or are other buildings covered as well? 1 Just this building 2 Other building(s)	
NEXT	IF Other buildings → J22 [Sq ft of others included] IF Just this building OR DK/RF → J23 [District hot water bill available]	

J22	Sq ft of others included	<i>HWOTS</i>
ASK	IF J21 [Bills cover only building] = Other buildings	
FILL	{Bills} IF Only one account = "bill or statement" IF 2 to 10 accounts = "bills or statements"	
	What is the approximate square footage of the <u>other</u> buildings included on the {Bills}? ◆ PROBE for estimate if DK	
RANGE	1 to 999,999,999	
NEXT	→ J23 [District hot water bill available]	

J23	District hot water bill available	<i>HWBILL2</i>
ASK	IF Name given in J13 [District hot water supplier name]	
	Would it be possible for me to scan one district hot water bill from {Supplier}? (There is information on some utility bills that may help energy researchers who use these data.) ◆ EXP: [Examples of these items include miscellaneous charges, past months data, and units of measure.] ◆ If available, you will be prompted to scan the bill at the end of the interview, so it is not necessary to stop the interview here 1 Yes, bill available 2 No, will not be able to provide bill	
NEXT	IF District chilled water used & B51 [Plant produces district chilled water] = Yes → J24 [District chilled water from plant] IF District chilled water used & B51 [Plant produces district chilled water] ≠ Yes → J26 [District chilled water from utility] OTHERWISE → K1 [Section K Routing]	

J24	District chilled water from plant	<i>CWPLANT</i>
ASK	IF District chilled water used & B51 [Plant produces district chilled water] = Yes	
<p>The next questions are about district chilled water. I will <u>not</u> be asking you for any usage figures, just a couple basic questions.</p> <p>Earlier I recorded that there is a central plant on this campus or complex that produces chilled water. Is the district chilled water used in this building provided by the central plant?</p> <p>1 Yes 2 No</p>		
NEXT	IF Yes → J25 [District chilled water metered] OTHERWISE → J26 [District chilled water from utility]	

J25	District chilled water metered	<i>CWMETER</i>
ASK	IF J24 [District chilled water from plant] = Yes	
<p>Is the district chilled water metered so that you would be able to report the amount used only in <u>this building</u>?</p> <p>1 Yes 2 No</p>		
NEXT	IF Yes → J27 [District chilled water bill available] OTHERWISE → K1 [Section K Routing]	

J26	District chilled water from utility	<i>CWUTIL</i>
ASK	IF District chilled water used & B51 [Plant produces district chilled water] ≠ Yes OR J24 [District chilled water from plant] ≠ Yes	
FILL	<p>{CWIntro}</p> <p>IF B51 [Plant produces district chilled water] ≠ Yes = "The next questions are about district chilled water. I will <u>not</u> be asking you for any usage figures, just a couple basic questions." OTHERWISE = BLANK</p>	
<p>{CWIntro}</p> <p>Is the district chilled water used in this building provided by a district chilled water utility?</p> <p>1 Yes 2 No</p>		
NEXT	IF Yes → J27 [District chilled water bill available] IF No → J28 [District chilled water from where] OTHERWISE → K1 [Section K Routing]	


J27	District chilled water bill available	<i>CWBILL</i>
ASK	IF J25 [District chilled water metered] = Yes OR J26 [District chilled water from utility] = Yes	
<p>Would it be possible for me to scan one of your district chilled water bills or statements? (The information will be used to help plan for the next CBECS.)</p> <p>◆ If available, you will be prompted to scan the bill at the end of the interview, so it is not necessary to stop the interview here</p> <p>1 Yes, bill available 2 No, will not be able to provide bill</p>		
NEXT	→ K1 [Section K Routing]	

J28	District chilled water from where
ASK	IF J4 [District hot water consumption] given OR J5 [District hot water expenditures] given
<p>Where does this building get its district chilled water from?</p> <p>◆ RECORD in open box</p>	
NEXT	→ K1 [Section K Routing]

SECTION K. TOTAL WATER

K1	Water used
ASK	All Buildings
<p>The next questions are about water supplied to the building for everyday use, such as for restrooms, kitchens, laundries, showers, building heating and cooling, and landscape irrigation.</p> <p>Did this building use any water in 2012?</p> <p>1 Yes 2 No</p>	
NEXT	IF Yes → K2 [Provide water figures] IF No OR DK/RF → SECTION L

K2	Provide water figures
ASK	IF K1 [Water used] = Yes
<p>Would you be able to give me the amount of water used in calendar year 2012? (These questions are found on the third page of Worksheet 2.)</p> <p>◆ EXP: [If water is supplied from multiple sources, provide the total from all sources, including municipally supplied potable, municipally supplied reclaimed, and other sources of freshwater, including wells.]</p> <p>1 Yes 2 No 3 IF VOLUNTEERED: No, because the water comes from a well</p>	
NEXT	IF Yes → K3 [Units for water] OTHERWISE IF K1a [Total water use] = Yes & Any energy used & CBECS Activity = Education; Food sales; Food service; Inpatient health care; Laboratory; Lodging; Nursing; Office; Outpatient health care; Public assembly; Public order and safety; OR Religious worship → K7 [Sewer flow metered] OTHERWISE → K20 [Heard of WaterSense]

K3	Units for water
ASK	IF K2 [Provide water figures] = Yes
 SHOW CARD K1 Please look at Show Card K1 and tell me the units in which your water is measured. <ol style="list-style-type: none"> 1 Gallons 2 Thousand gallons 3 Million Gallons 4 Cubic feet (cf) 5 Hundred cubic feet (ccf, HCF) 6 Thousand cubic feet (Mcf) 7 IF VOLUNTEERED: Some other units 	
NEXT	IF Some other units → K4 [Other water units] OTHERWISE → K5 [Total water consumption]

K4	Other water units
ASK	IF K3 [Units for water] = Some other units
What are the other units?	
NEXT	→ K5 [Total water consumption]

K5	Total water consumption	<i>WTRCNS</i>
ASK	IF K2 [Provide water figures] = Yes	
Please give me the total volume of water used in 2012. ◆ VERIFY number <u>digit by digit</u>		[F1]-HELP
RANGE	1 to 99,999,999,999,999	
NEXT	IF Amount given → K6 [How water volume determined] OTHERWISE → K19 [Water bill available]	

K6	How water volume determined	<i>WTRMET</i>
ASK	IF Amount given in K5 [Total water consumption]	
<p>How is the annual water volume determined? Is it metered, estimated, both metered and estimated, or measured in some other way?</p> <p>1 Metered 2 Estimated 3 Both metered and estimated 4 Other</p>		
NEXT	→ K7 [Sewer flow metered]	

K7	Sewer flow metered	<i>SWRMET</i>
ASK	IF Amount given in K5 [Total water consumption]	
<p>Is the sewer flow metered for this building?</p> <p>1 Yes 2 No</p>		
NEXT	→ K8 [Water used outside]	

K8	Water used outside	<i>WTOUT</i>
ASK	IF Amount given in K5 [Total water consumption]	
<p>Was any of this water used outside the building for a landscape irrigation system?</p> <p>◆ EXP: [Do not include water used <u>inside</u> other buildings.]</p> <p>◆ DEF: [Irrigation systems are used to water outdoor landscape plantings. They consist of a circuit of equipment controlled by a central valve that can include: pipes, sprinkler heads, rotors and drip or bubble emitters. The central valve can be operated either manually or by an automatic controller.]</p> <p>1 Yes 2 No</p>		
NEXT	IF Yes → K9 [Outside water metered] IF No OR DK/RF: IF D73 [Cooling tower] = Yes → K11 [Cooling tower water metered] OTHERWISE → K13 [Starting date for water figures]	

K9	Outside water metered	<i>WTOUTMET</i>
ASK	IF Amount given in K5 [Total water consumption]	
<p>Is the water used outside metered separately?</p> <p>1 Yes 2 No</p>		
NEXT	IF Yes → K10 [Outside water consumption] IF No OR DK/RF: IF D73 [Cooling tower] = Yes → K11 [Cooling tower water metered] OTHERWISE → K13 [Starting date for water figures]	

K10	Outside water consumption	<i>WTOUTCNS</i>
ASK	IF K9 [Outside water metered] = Yes	
<p>In the same units, how much of this water was used outside the building?</p> <p>◆ VERIFY number <u>digit by digit</u></p>		
RANGE	0 to 99,999,999,999,999	
NEXT	IF D73 [Cooling tower] = Yes → K11 [Cooling tower water metered] OTHERWISE → K13 [Starting date for water figures]	

K11	Cooling tower water metered	<i>WTCTMET</i>
ASK	IF Amount given in K5 [Total water consumption] & D73 [Cooling tower] = Yes	
<p>Is the water used for the cooling tower metered separately?</p> <p>1 Yes 2 No</p>		
NEXT	IF Yes → K12 [Cooling tower water consumption] OTHERWISE → K13 [Starting date for water figures]	

K12	Cooling tower water consumption	<i>WTCTCNS</i>
ASK	IF K11 [Cooling tower water metered] = Yes	
<p>In the same units, how much of this water was used for the cooling tower?</p> <p>◆ VERIFY number <u>digit by digit</u></p>		
RANGE	0 to 99,999,999,999,999	
NEXT	→ K13 [Starting date for water figures]	

K13	Starting date for water figures	<i>WTSTDAT</i>
ASK	K5 [Total water consumption] given	
		[F1]-HELP
	<p>What is the starting date for these water usage figures?</p> <ul style="list-style-type: none"> ◆ ENTER date as MMDDYYYY ◆ If the day is not known, ENTER "15" for DD 	
NEXT	→ K14 [Ending date for water figures]	

K14	Ending date for water figures	<i>WTENDAT</i>
ASK	K5 [Total water consumption] given	
		[F1]-HELP
	<p>What is the ending date [for these water usage figures]?</p> <ul style="list-style-type: none"> ◆ ENTER date as MMDDYYYY ◆ VERIFY that this is the <u>last</u> day of the last billing period ◆ If the day is not known, ENTER "15" for DD 	
NEXT	IF C5 [Number of businesses] >1 OR C7 [Re-ask number of businesses] > 1 OR C8 [Number of businesses category] ≠ Zero OR One → K15 [All occupants water included] OTHERWISE → K17 [Other bldgs water included]	

K15	All occupants water included	<i>WTALLOCC</i>
ASK	IF K5 [Total water consumption] given & C5 [Number of businesses] >1 OR C7 [Re-ask number of businesses] > 1 OR C8 [Number of businesses category] ≠ Zero OR One	
	<p>Do these figures include the water for all of the businesses or organizations in this building?</p> <p>1 Yes 2 No</p>	
NEXT	IF No → K16 [Sq ft not included] OTHERWISE → K17 [Other bldgs water included]	

K16	Sq ft not included	<i>WTEXCLSF</i>
ASK	IF K15 [All occupants water included] = No	
<p>What is the approximate square footage of the space in the building that is <u>not</u> included in these figures?</p> <p>◆ PROBE for estimate if DK</p>		
RANGE	1 to 999,999,999	
NEXT	→ K17 [Other bldgs water included]	

K17	Other bldgs water included	<i>WTOTBD</i>
ASK	IF K5 [Total water consumption] given	
<p>Is any water use for other buildings included in these figures?</p> <p>1 Yes 2 No</p>		
NEXT	IF Yes → K18 [Sq ft of other included] IF No OR DK/RF → K19 [Water bill available]	

K18	Sq ft of other included	<i>WTOTSF</i>
ASK	IF K17 [Other bldgs water included] = Yes	
<p>What is the approximate square footage of the <u>other</u> buildings that are included in these figures?</p> <p>◆ PROBE for estimate if DK</p>		
RANGE	1 to 999,999,999	
NEXT	→ K19 [Water bill available]	

K19	Water bill available	<i>WTBILL</i>
ASK	IF K2 [Provide water figures] = Yes	
<p>Would it be possible for me to scan one of your water bills? (There is information on some utility bills that may help energy researchers who use these data.)</p> <ul style="list-style-type: none"> ◆ EXP: [Examples of these items include miscellaneous charges, past months data, and units of measure.] ◆ If available, you will be prompted to scan the bill at the end of the interview, so it is not necessary to stop the interview here <p>1 Yes, bill available 2 No, will not be able to provide bill</p>		
NEXT	→ K20 [Heard of WaterSense]	

K20	Heard of WaterSense	<i>WTRSENS</i>
ASK	All Buildings	
<p>Have you heard of the U.S. Environmental Protection Agency WaterSense program?</p> <p>1 Yes 2 No</p>		
NEXT	→ SECTION L	

SECTION L. COLLECT MATERIALS

L1	Collect materials
ASK	<p>IF WS2 was reported to be filled out for any of the energy sources OR F28 [Monthly electricity available] = Yes OR G29 [Monthly natural gas available] = Yes OR F29 [Electricity bill available]=Yes OR F45 [Electricity bill available]=Yes OR G30 [Natural gas bill available]=Yes OR G46 [Natural gas bill available]=Yes OR H19 [Fuel oil bill available]=Yes OR H32 [Fuel oil bill available]=Yes OR I14 [District steam bill available]=Yes OR I25 [District steam bill available]=Yes OR J12 [District hot water bill available]=Yes OR J23 [District hot water bill available]=Yes OR K19 [Water bill available] = Yes OR Supplier information was provided for any energy source</p>
<p>Now, I just need to collect some of the forms that you filled out ahead of time or that we talked about during this interview.</p> <p>◆ ENTER "1" to continue</p>	
NEXT	➔ L2 [Collect Worksheet 2]

L2	Collect Worksheet 2
ASK	IF WS2 was reported to be filled out for any of the energy sources
<p>May I please have Worksheet 2? [This is the "Energy Amounts Used and Dollars Spent" worksheet that you filled out before this interview.]</p> <ol style="list-style-type: none"> 1 Collected WS 2 2 Did not collect WS2 3 Respondent will FAX, mail, or e-mail 	
NEXT	<p>IF F28 [Monthly electricity available] = Yes OR G29 [Monthly natural gas available] = Yes ➔ L3 [Collect monthly records]</p> <p>IF F29 [Electricity bill available]=Yes OR F45 [Electricity bill available]=Yes OR G30 [Natural gas bill available]=Yes OR G46 [Natural gas bill available]=Yes OR H19 [Fuel oil bill available]=Yes OR H32 [Fuel oil bill available]=Yes OR I14 [District steam bill available]=Yes OR I25 [District steam bill available]=Yes OR J12 [District hot water bill available]=Yes OR J23 [District hot water bill available]=Yes OR K19 [Water bill available] = Yes ➔ L4 [Scan energy bills]</p> <p>IF Supplier information was provided for any energy source ➔ L5 [Who signs authorization]</p>

L3	Collect monthly records
ASK	IF F28 [Monthly electricity available] = Yes OR G29 [Monthly natural gas available] = Yes
FILL	<p>{ElectricityNaturalGas}</p> <p>IF28 [Monthly electricity available] = Yes & G29 [Monthly natural gas available] ≠ Yes = “electricity” IF28 [Monthly electricity available] ≠ Yes & G29 [Monthly natural gas available] = Yes = “natural gas” IF28 [Monthly electricity available] =Yes & G29 [Monthly natural gas available] = Yes = “electricity and natural gas”</p>
<p>May I please have the monthly {ElectricityNaturalGas} records that we talked about a few minutes ago?</p> <ol style="list-style-type: none"> 1 Collected monthly records 2 Did not collect monthly records 3 Respondent will FAX, mail, or e-mail 	
NEXT	<p>IF F29 [Electricity bill available]=Yes OR F45 [Electricity bill available]=Yes OR G30 [Natural gas bill available]=Yes OR G46 [Natural gas bill available]=Yes OR H19 [Fuel oil bill available]=Yes OR H32 [Fuel oil bill available]=Yes OR I14 [District steam bill available]=Yes OR I25 [District steam bill available]=Yes OR J12 [District hot water bill available]=Yes OR J23 [District hot water bill available]=Yes OR K19 [Water bill available] = Yes → L4 [Scan energy bills] IF Supplier information was provided for any energy source → L5 [Who signs authorization]</p>

L4	Scan energy bills
ASK	<p>IF F29 [Electricity bill available]=Yes OR F45 [Electricity bill available]=Yes OR G30 [Natural gas bill available]=Yes OR G46 [Natural gas bill available]=Yes OR H19 [Fuel oil bill available]=Yes OR H32 [Fuel oil bill available]=Yes OR I14 [District steam bill available]=Yes OR I25 [District steam bill available]=Yes OR J12 [District hot water bill available]=Yes OR J23 [District hot water bill available]=Yes OR K19 [Water bill available] = Yes</p>
<p>May I please scan the energy and/or water bill(s) that we talked about a few minutes ago?</p> <ol style="list-style-type: none"> 1 Scanned bill(s) 2 Did not scan bill(s) 3 Respondent will FAX, mail, or e-mail 	
NEXT	<p>IF Supplier information was provided for any energy source → L5 [Who signs authorization] OTHERWISE → L14 [Response effort]</p>

L5	Who signs authorization
ASK	IF Supplier information was provided for any energy source
<p>As I mentioned earlier, we may need to contact your energy supplier to obtain the energy consumption. In order for the energy companies to release this information to us, we need to have an authorization form signed by you, or by some other representative of your company.</p> <p>Should the authorization form be signed by you or someone else?</p> <ol style="list-style-type: none"> 1 Signed by respondent 2 Signed by someone else 3 IF VOLUNTEERED: Respondent refuses to sign or have anyone else sign 	
NEXT	IF Signed by respondent OR Signed by someone else OR DK/RF → L6 [Prepare authorization form] IF Respondent refuses to sign or have anyone else sign → L14 [Response effort]

L6	Prepare authorization form
ASK	IF L5 [Who signs authorization form] ≠ Respondent refuses to sign or have anyone else sign
<p>Please give me a moment to fill in the energy supplier names on this form.</p> <ul style="list-style-type: none"> ◆ Begin preparing the Authorization Form by recording the information shown below in the box near the top of the form ◆ VERIFY with respondent as you record <p>Establishment address: {Address} City: {City} State: {State} ZIP code: {ZIP} Case ID: {CaseID}</p> <ul style="list-style-type: none"> ◆ ENTER "1" when finished 	
NEXT	IF Electricity supplier information was provided → L7 [Electricity suppliers] IF Natural gas supplier information was provided → L8 [Natural gas suppliers] IF Fuel oil supplier information was provided → L9 [Fuel oil suppliers] IF District steam supplier information was provided → L10 [District steam suppliers] IF District hot water supplier information was provided → L11 [District hot water suppliers] OTHERWISE → L12 [Authorization form signed]

L7	Electricity suppliers										
ASK	IF L5 [Who signs authorization form] ≠ Respondent refuses to sign or have anyone else sign & Electricity supplier information was provided										
FILL	{Electricity} = "Electricity" for each supplier name that has been provided {SupplierName} = Supplier names given in F31 [Electricity suppliers] OR F33 [Supplier name]										
	<p>◆ Continue preparing the Authorization Form by filling in "Electricity" on the line(s) for "Energy Source" and copying the supplier name(s) shown below in the adjacent box(es)</p> <table border="0"> <thead> <tr> <th><u>Energy Source</u></th> <th><u>Supplier</u></th> </tr> </thead> <tbody> <tr> <td>Electricity</td> <td>{SupplierName}</td> </tr> <tr> <td>{Electricity}</td> <td>{SupplierName}</td> </tr> <tr> <td>{Electricity}</td> <td>{SupplierName}</td> </tr> <tr> <td>{Electricity}</td> <td>{SupplierName}</td> </tr> </tbody> </table> <p>◆ ENTER "1" when finished</p>	<u>Energy Source</u>	<u>Supplier</u>	Electricity	{SupplierName}	{Electricity}	{SupplierName}	{Electricity}	{SupplierName}	{Electricity}	{SupplierName}
<u>Energy Source</u>	<u>Supplier</u>										
Electricity	{SupplierName}										
{Electricity}	{SupplierName}										
{Electricity}	{SupplierName}										
{Electricity}	{SupplierName}										
NEXT	IF Natural gas supplier information was provided → L8 [Natural gas suppliers] IF Fuel oil supplier information was provided → L9 [Fuel oil suppliers] IF District steam supplier information was provided → L10 [District steam suppliers] IF District hot water supplier information was provided → L11 [District hot water suppliers] OTHERWISE → L12 [Authorization form signed]										

L8	Natural gas suppliers										
ASK	IF L5 [Who signs authorization form] ≠ Respondent refuses to sign or have anyone else sign & Natural gas supplier information was provided										
FILL	{Natural gas} = "Natural gas" for each supplier name that has been provided {SupplierName} = Supplier names given in G32 [Natural gas suppliers] OR G34 [Supplier name]										
	<p>◆ Continue preparing the Authorization Form by filling in "Natural gas" on the line(s) for "Energy Source" and copying the supplier name(s) shown below in the adjacent box(es)</p> <table border="0"> <thead> <tr> <th><u>Energy Source</u></th> <th><u>Supplier</u></th> </tr> </thead> <tbody> <tr> <td>Natural gas</td> <td>{SupplierName}</td> </tr> <tr> <td>{Natural gas}</td> <td>{SupplierName}</td> </tr> <tr> <td>{Natural gas}</td> <td>{SupplierName}</td> </tr> <tr> <td>{Natural gas}</td> <td>{SupplierName}</td> </tr> </tbody> </table> <p>◆ ENTER "1" when finished</p>	<u>Energy Source</u>	<u>Supplier</u>	Natural gas	{SupplierName}	{Natural gas}	{SupplierName}	{Natural gas}	{SupplierName}	{Natural gas}	{SupplierName}
<u>Energy Source</u>	<u>Supplier</u>										
Natural gas	{SupplierName}										
{Natural gas}	{SupplierName}										
{Natural gas}	{SupplierName}										
{Natural gas}	{SupplierName}										
NEXT	IF Fuel oil supplier information was provided → L9 [Fuel oil suppliers] IF District steam supplier information was provided → L10 [District steam suppliers] IF District hot water supplier information was provided → L11 [District hot water suppliers] OTHERWISE → L12 [Authorization form signed]										

L9	Fuel oil suppliers										
ASK	IF L5 [Who signs authorization form] ≠ Respondent refuses to sign or have anyone else sign & Fuel oil supplier information was provided										
FILL	{Fuel oil/Diesel/Kerosene} = "Fuel oil/Diesel/Kerosene" for each supplier name that has been provided {SupplierName} = Supplier names given in H21 [Fuel oil supplier name]										
<p>◆ Continue preparing the Authorization Form by filling in "Fuel oil/Diesel/Kerosene" on the line(s) for "Energy Source" and copying the supplier name(s) shown below in the adjacent box(es)</p> <table border="0"> <thead> <tr> <th><u>Energy Source</u></th> <th><u>Supplier</u></th> </tr> </thead> <tbody> <tr> <td>Fuel oil/Diesel/Kerosene</td> <td>{SupplierName}</td> </tr> <tr> <td>{Fuel oil/Diesel/Kerosene}</td> <td>{SupplierName}</td> </tr> <tr> <td>{Fuel oil/Diesel/Kerosene}</td> <td>{SupplierName}</td> </tr> <tr> <td>{Fuel oil/Diesel/Kerosene}</td> <td>{SupplierName}</td> </tr> </tbody> </table> <p>◆ ENTER "1" when finished</p>		<u>Energy Source</u>	<u>Supplier</u>	Fuel oil/Diesel/Kerosene	{SupplierName}	{Fuel oil/Diesel/Kerosene}	{SupplierName}	{Fuel oil/Diesel/Kerosene}	{SupplierName}	{Fuel oil/Diesel/Kerosene}	{SupplierName}
<u>Energy Source</u>	<u>Supplier</u>										
Fuel oil/Diesel/Kerosene	{SupplierName}										
{Fuel oil/Diesel/Kerosene}	{SupplierName}										
{Fuel oil/Diesel/Kerosene}	{SupplierName}										
{Fuel oil/Diesel/Kerosene}	{SupplierName}										
NEXT	IF District steam supplier information was provided → L10 [District steam suppliers] IF District hot water supplier information was provided → L11 [District hot water suppliers] OTHERWISE → L12 [Authorization form signed]										

L10	District steam suppliers				
ASK	IF L5 [Who signs authorization form] ≠ Respondent refuses to sign or have anyone else sign & District steam supplier information was provided				
FILL	{SupplierName} = Supplier name given in I15 [District steam supplier name]				
<p>◆ Continue preparing the Authorization Form by filling in "District steam" on the line(s) for "Energy Source" and copying the supplier name(s) shown below in the adjacent box(es)</p> <table border="0"> <thead> <tr> <th><u>Energy Source</u></th> <th><u>Supplier</u></th> </tr> </thead> <tbody> <tr> <td>District steam</td> <td>{SupplierName}</td> </tr> </tbody> </table> <p>◆ ENTER "1" when finished</p>		<u>Energy Source</u>	<u>Supplier</u>	District steam	{SupplierName}
<u>Energy Source</u>	<u>Supplier</u>				
District steam	{SupplierName}				
NEXT	IF District hot water supplier information was provided → L11 [District hot water suppliers] OTHERWISE → L12 [Authorization form signed]				

L11	District hot water suppliers
ASK	IF L5 [Who signs authorization form] ≠ Respondent refuses to sign or have anyone else sign & District hot water supplier information was provided
FILL	{SupplierName} = Supplier name given in J13 [District hot water supplier name]
	<p>◆ Continue preparing the Authorization Form by filling in "District hot water" on the line(s) for "Energy Source" and copying the supplier name(s) shown below in the adjacent box(es)</p> <p><u>Energy Source</u> <u>Supplier</u></p> <p>District hot water {SupplierName}</p> <p>◆ ENTER "1" when finished</p>
NEXT	→ L12 [Authorization form signed]

L12	Authorization form signed
ASK	IF L5 [Who signs authorization form] = Signed by respondent & Supplier information was provided was provided for any energy source
	<p>◆ Give respondent the Authorization Form and have them record their information and signature in the middle portion of the form</p> <p>Please fill out the rest of this information and sign this form.</p> <ol style="list-style-type: none"> 1 Collected signed authorization form 2 Did not collect signed authorization form 3 Respondent will FAX, mail, or e-mail
NEXT	→ L14 [Response effort]

L13	Contact for authorization
ASK	IF L5 [Who signs authorization] = Signed by someone else & Supplier information was provided was provided for any energy source
<p>Please give me the name, address, and telephone number of the person who should sign the authorization form.</p> <ul style="list-style-type: none"> ◆ RECORD contact information on the Case Assignment Folder ◆ ENTER "1" when completed 	
NEXT	→ L14 [Response effort]

L14	Response effort	<i>REFFORT</i>
ASK	All Buildings	
Including yourself, please tell me how many people were needed to compile the information for this interview.		
RANGE	1 to 99	
NEXT	→ L15 [Green building certification]	

L15	Green building certification	<i>GRNCRT</i>
ASK	All Buildings	
<p>In the past 3 years, has this building been certified as a "green building," such as Energy Star, LEED, or Green Globes?</p> <p>1 Yes 2 No</p>		
NEXT	IF Yes → L16 [Type of green certification] OTHERWISE → L18 [Thank you]	

L16	Type of green certification	<i>see below</i>												
ASK	IF L15 [Green building certification] = Yes													
<p>Which type of certification did the building receive? Was it Energy Star, LEED, Green Globes, or did it receive some other green building recognition?</p> <p>◆ ENTER all that apply</p> <table> <tr> <td>1</td> <td>Energy Star</td> <td><i>ENGYSTR</i></td> </tr> <tr> <td>2</td> <td>LEED</td> <td><i>LEED</i></td> </tr> <tr> <td>3</td> <td>Green Globes</td> <td><i>GRNGLBS</i></td> </tr> <tr> <td>4</td> <td>Other</td> <td><i>OTCERT</i></td> </tr> </table>			1	Energy Star	<i>ENGYSTR</i>	2	LEED	<i>LEED</i>	3	Green Globes	<i>GRNGLBS</i>	4	Other	<i>OTCERT</i>
1	Energy Star	<i>ENGYSTR</i>												
2	LEED	<i>LEED</i>												
3	Green Globes	<i>GRNGLBS</i>												
4	Other	<i>OTCERT</i>												
NEXT	IF Other selected → L17 [Other certification] OTHERWISE → L18 [Thank you]													

L17	Other certification	<i>GRNCRTX</i>
ASK	IF Other IN L16 [Type of green certification]	
<p>What was the other type of recognition received by this building?</p> <p>◆ ENTER the type of certification</p>		
NEXT	→ L18 [Thank you]	

L18	Thank you
ASK	All Buildings
<p>That completes our interview. Thank you so much for your time and help.</p> <p>◆ ENTER "1", [ENTER], then [F10] to Exit</p>	
NEXT	INTERVIEW COMPLETE