

# Counting Women Veterans:

## Sources of Data from the U.S. Census Bureau

---

**Kelly Ann Holder**

*Housing and Household Economic Statistics Division*

*Industry and Occupation Statistics Branch*

*Kelly.A.Holder@census.gov*

*Presented at the Department of Veterans Affairs Advisory Committee  
on Women Veterans, Washington, DC, October 30, 2008*

# Overview

---

- Short history of questions on veteran status
- Changes for Census 2010
- Introduction to the American Community Survey
- Other household surveys
- Profile of women veterans, 2007

# The Decennial Census:

## A Short History of the Veteran Status Questions

---

The first data on veterans published by the U.S. government were collected in the census of **1840**.

Veteran status questions have been asked in every decennial census since 1910, with the exception of 1920.

In 1960 and 1970, the veteran status questions were asked of all **males** 14 years and older.

Starting in 1980, the veteran status questions were asked of all **individuals** 15 years and older.

# Questionnaire Changes 1960 to 1990

Attachment 1: Census Questions Pertaining to Veteran Status, 1960 to 1990			
1960	1970	1980	1990
<p>P35. <i>If this is a man--</i> Has he ever served in the Army, Navy, or other Armed Forces of the United States?</p> <p>Yes... No...</p> <p>If Yes, Was it during:</p> <p>Korean War Y N World War II Y N World War I Y N Any other time Y N</p>	<p>P26. <i>If this is a man--</i> a. Has he ever served in the Army, Navy or other Armed Forces of the United States?</p> <p>Yes... No...</p> <p>b. If Yes, was it during:</p> <p><input type="radio"/> Vietnam Conflict <input type="radio"/> Korean War <input type="radio"/> World War II <input type="radio"/> World War I <input type="radio"/> Any other time</p>	<p>P18a. <b>Is this person a veteran of active-duty military service</b> in the Armed Forces of the United States?</p> <p><i>If service was in National Guard or Reserves only, see instruction guide.</i></p> <p>Yes... No...</p> <p>b. Was <b>active-duty</b> military service during:</p> <p><input type="radio"/> <b>May 1975 or later</b> <input type="radio"/> <b>Vietnam Era</b> <input type="radio"/> Feb 1955-July 1964 <input type="radio"/> Korean Conflict <input type="radio"/> World War II <input type="radio"/> World War I <input type="radio"/> Any other time</p>	<p>P17a. Has this person every been on active-duty military service in the Armed Forces of the United States or ever been in the United States military Reserves or the National Guard?</p> <p>If service was in the Reserves or National Guard only, see instruction guide.</p> <p><input type="radio"/> Yes, now on active duty <input type="radio"/> Yes, on active duty in past but not now <input type="radio"/> Yes, service in Reserves or National Guard only <input type="radio"/> No</p> <p>b. Was active-duty military service during:</p> <p><input type="radio"/> <b>Sept 1980 or later</b> <input type="radio"/> May 1975-Aug 1980 <input type="radio"/> Vietnam Era <input type="radio"/> Feb 1955-July 1964 <input type="radio"/> Korean Conflict <input type="radio"/> World War II <input type="radio"/> World War I <input type="radio"/> Any other time</p>

# Census 2000

Veteran status information was collected for **individuals 15** years and older.

The Census 2000 long form was distributed to 1 in 6 households in the United States.

20

**a. Has this person ever served on active duty in the U.S. Armed Forces, military Reserves, or National Guard?** *Active duty does not include training for the Reserves or National Guard, but DOES include activation, for example, for the Persian Gulf War.*

- Yes, now on active duty
- Yes, on active duty in past, but not now
- No, training for Reserves or National Guard only → *Skip to 21*
- No, never served in the military → *Skip to 21*

**b. When did this person serve on active duty in the U.S. Armed Forces?** *Mark  a box for EACH period in which this person served.*

- April 1995 or later
- August 1990 to March 1995 (including Persian Gulf War)
- September 1980 to July 1990
- May 1975 to August 1980
- Vietnam era (August 1964—April 1975)
- February 1955 to July 1964
- Korean conflict (June 1950—January 1955)
- World War II (September 1940—July 1947)
- Some other time

**c. In total, how many years of active-duty military service has this person had?**

- Less than 2 years
- 2 years or more

# Census 2010: A Major Challenge

## ***MUST COUNT EVERYONE...***

- 310 million people who speak more than 50 languages
- 130 million households

## ***...IN THE RIGHT PLACE!***

- 50 states & District of Columbia
- Puerto Rico
- Island Areas
  - Guam
  - American Samoa
  - Commonwealth of the Northern Mariana Islands
  - U.S. Virgin Islands



# Topics on the 2010 Census Form

***Takes only ten minutes to complete*** <sup>TM</sup>

- **Name**
- **Age**
- **Sex**
- **Race**
- **Ethnicity**
- **Relationship**
- **Rent/own house**

# What Happened to the Long Form?

It's now the **American Community Survey (ACS)** collecting information from three million household addresses and group quarters every year.

ACS data can be accessed now via **American FactFinder** at [www.census.gov](http://www.census.gov)

The screenshot shows the U.S. Census Bureau website interface. The top navigation bar includes "Subjects A to Z", "FAQs", "Privacy Policy", and "Help". A search bar is present with "SEARCH: FAQs Census.gov" and a "GO" button. The main content area is divided into several sections: "New on the Site" (with a "Child's Day" banner), "Data Tools", "American FactFinder" (highlighted with a red oval), "Jobs@Census", "Catalog", "Publications", "Are You in a Survey?", "About the Bureau", "Regional Offices", "Doing Business with Us", and "Related Sites". The "Special Topics" section lists "2010 Census", "American Community Survey", and "Census 2000". Other sections include "People & Households", "Business & Industry", "Geography", and "Newsroom". The right sidebar features "Data Finders", "Population Clocks" (showing U.S. population of 303,318,010), "Population Finder", "Find An Area Profile with QuickFacts", and "Latest Economic Indicators". The footer contains the U.S. Census Bureau logo and tagline "Helping You Make Informed Decisions", along with accessibility and privacy information.



# American Community Survey

## *Veteran Status and Period of Military Service*

**25** Has this person ever served on active duty in the U.S. Armed Forces, military Reserves, or National Guard? *Active duty does not include training for the Reserves or National Guard, but DOES include activation, for example, for the Persian Gulf War.*

- Yes, now on active duty
- Yes, on active duty during the last 12 months, but not now
- Yes, on active duty in the past, but not during the last 12 months
- No, training for Reserves or National Guard only → *SKIP to question 27a*
- No, never served in the military → *SKIP to question 28*

**26** In which period(s) did this person serve on active duty in the U.S. Armed Forces?

*Mark (X) all that apply.*

- September 2001 or later
- August 1990 to August 2001
- May 1975 to July 1990
- August 1964 to April 1975 (Vietnam Era)
- February 1955 to July 1964
- July 1950 to January 1955 (Korean War)
- January 1947 to June 1950
- December 1941 to December 1946 (World War II)
- November 1941 or earlier

# American Community Survey

## New Content for 2008: *Service-connected disability rating*

**27** a. Does this person have a VA service-connected disability rating?

- Yes (such as 0%, 10%, 20%, ... , 100%)
- No → *SKIP to question 28a*

b. What is this person's service-connected disability rating?

- 0 percent
- 10 or 20 percent
- 30 or 40 percent
- 50 or 60 percent
- 70 percent or higher

# Other Household Surveys

# Current Population Survey (CPS)

---

- Approximately 50,000 interviewed households
- Monthly survey, **started in 1940**
- Primarily a source of labor force characteristics, including the official unemployment and poverty statistics
- Data available at: <http://www.bls.census.gov/ferretftp.htm>
- Veterans supplement (biennial)
  - 2007 Technical Documentation:  
<http://www.census.gov/apspd/techdoc/cps/cpsaug07.pdf>

# Survey of Income and Program Participation (SIPP)

---

- Approximately 14,000 to 36,700 interviewed households
- Continuous series of national panels each ranging from 2 ½ years to 4 years, **started in 1983**
- Longitudinal features allow for the analysis of the economic well-being of the population, such as changes in income and eligibility for and participation in transfer programs
- Data available at: <http://www.bls.census.gov/ferretftp.htm>

# Profile of Women Veterans

---

## 2007 American Community Survey

# American Community Survey, 2007

---

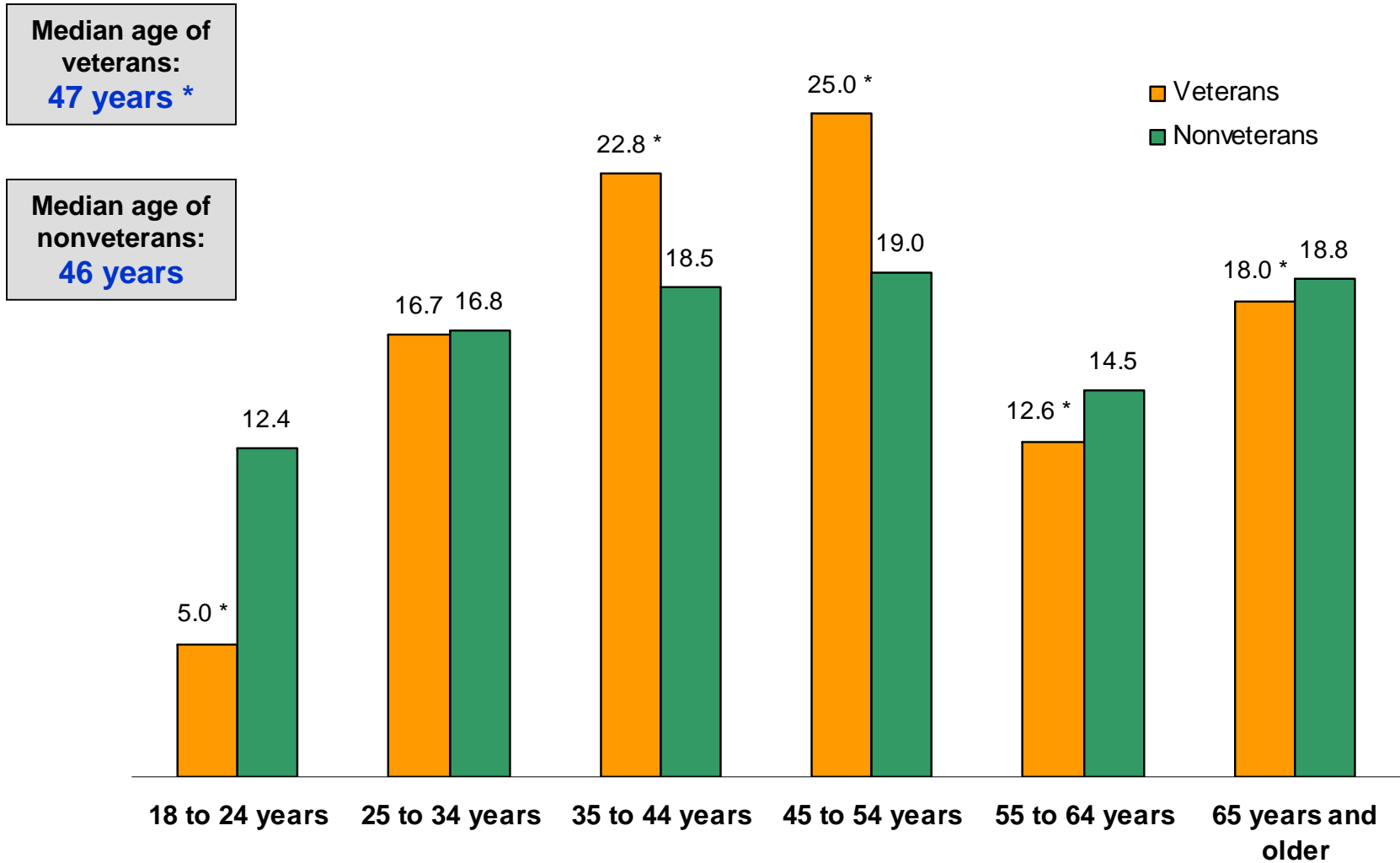
## **1.6 million women veterans**

The ACS offers an opportunity to study, in fine detail, the social and economic differences between female veterans and nonveterans.

The following graphs show the percent distributions of all civilian women veterans and nonveterans **18 years and older**, unless otherwise noted.

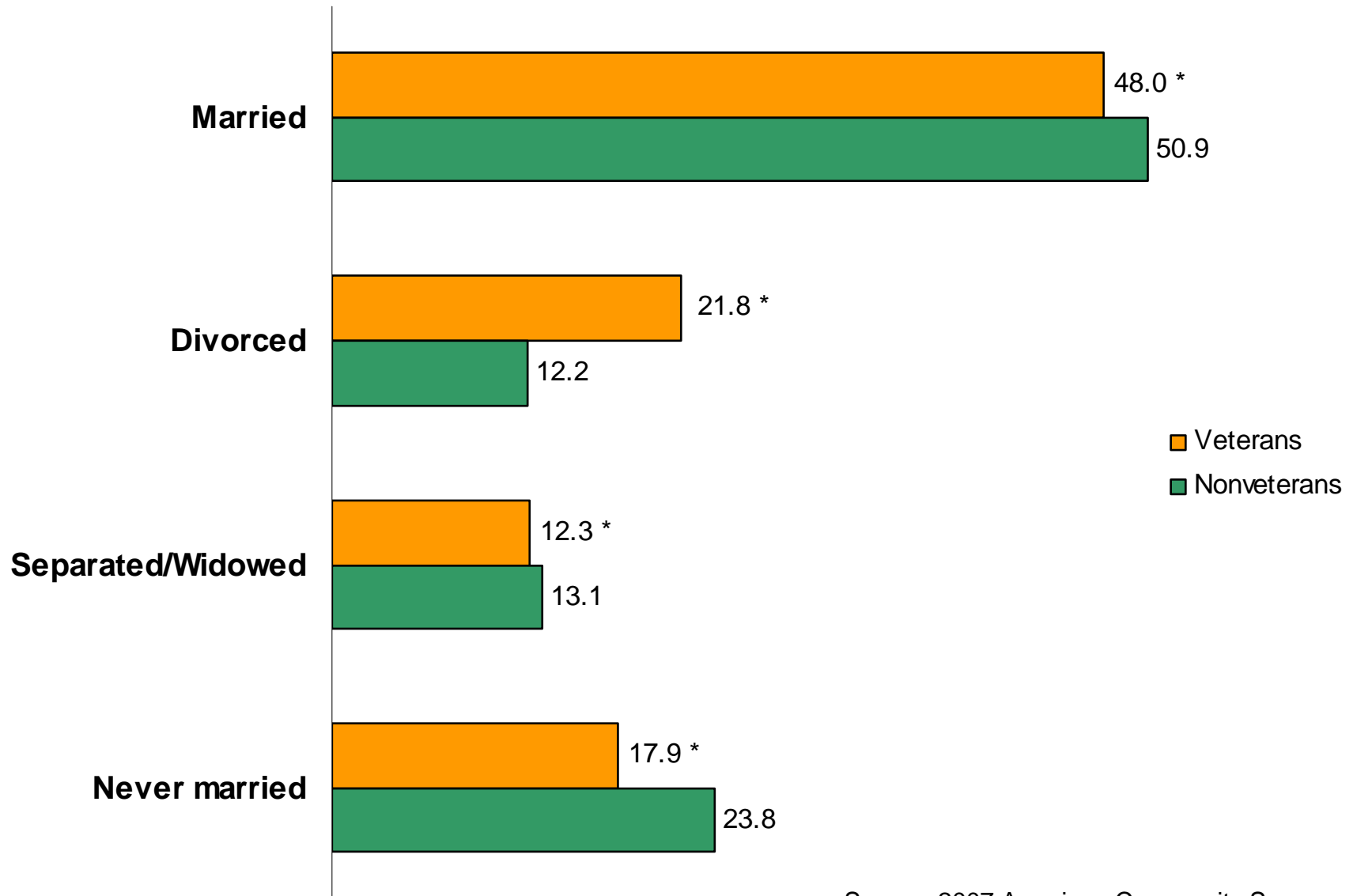
An asterisk (\*) in a graph denotes a statistically significant difference between displayed groups.

# Women veterans were more likely to be between the ages of 35 and 54 years.



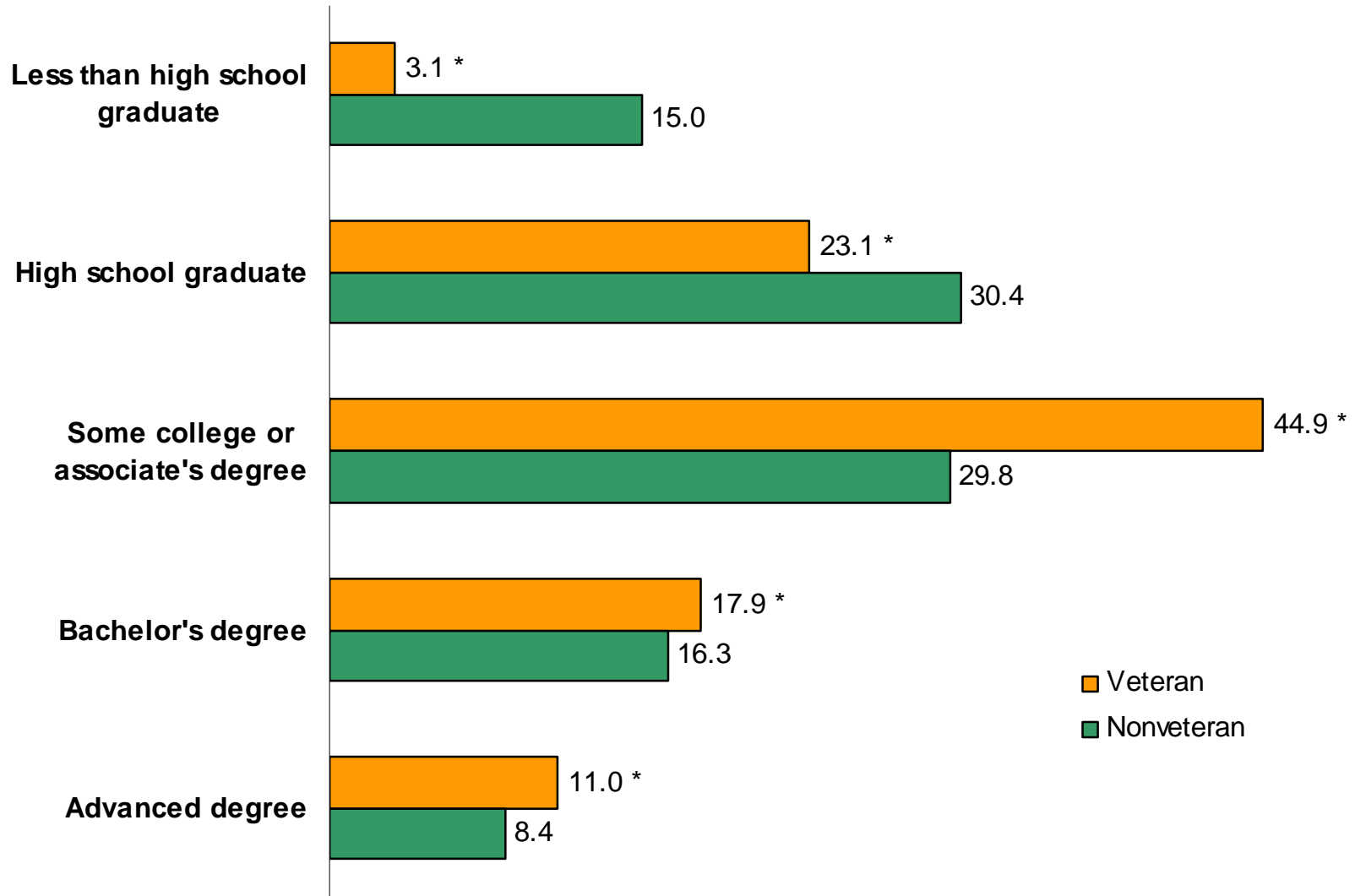


Women veterans were more likely to be divorced and less likely to have never married than nonveteran women.

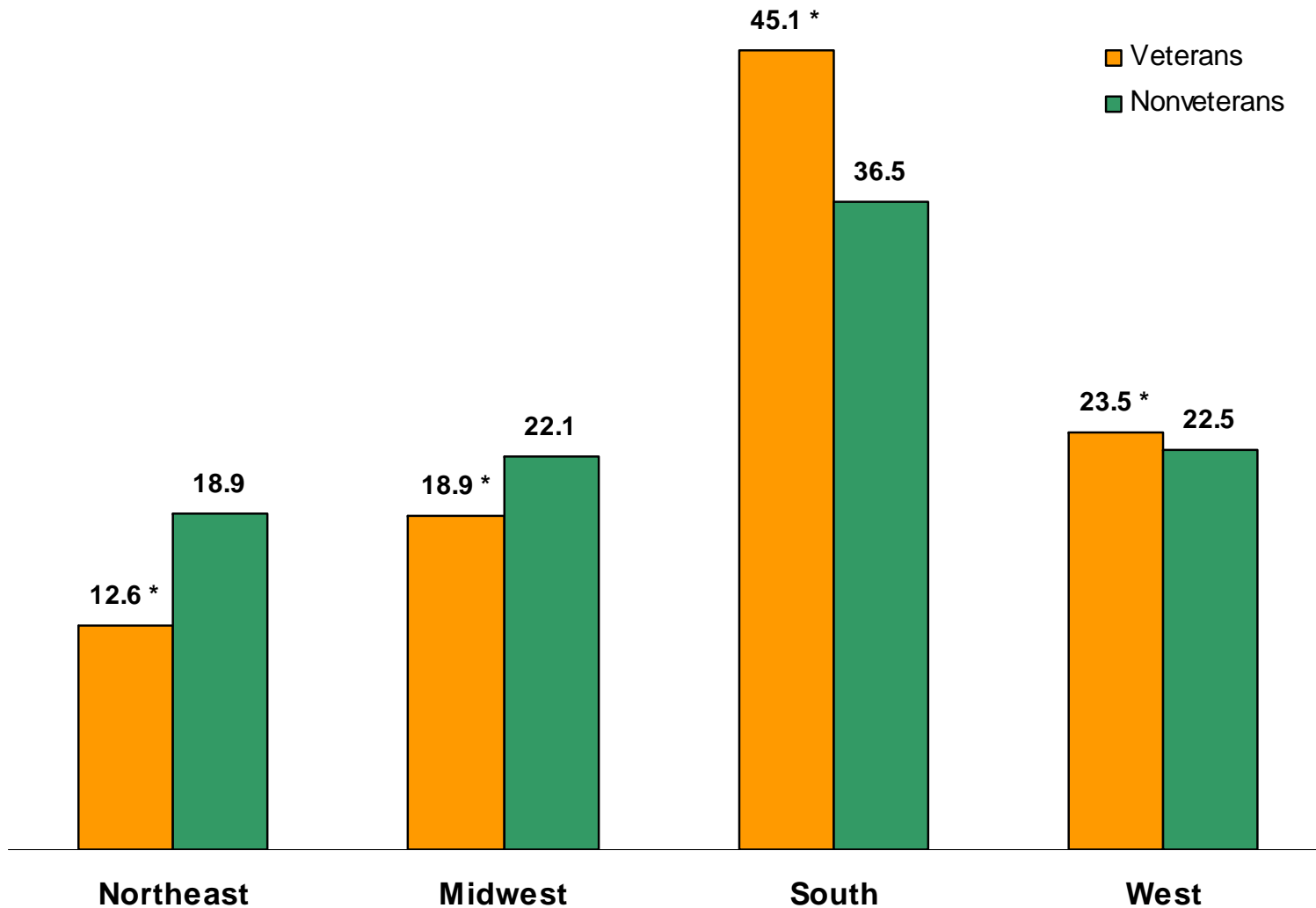


Source: 2007 American Community Survey

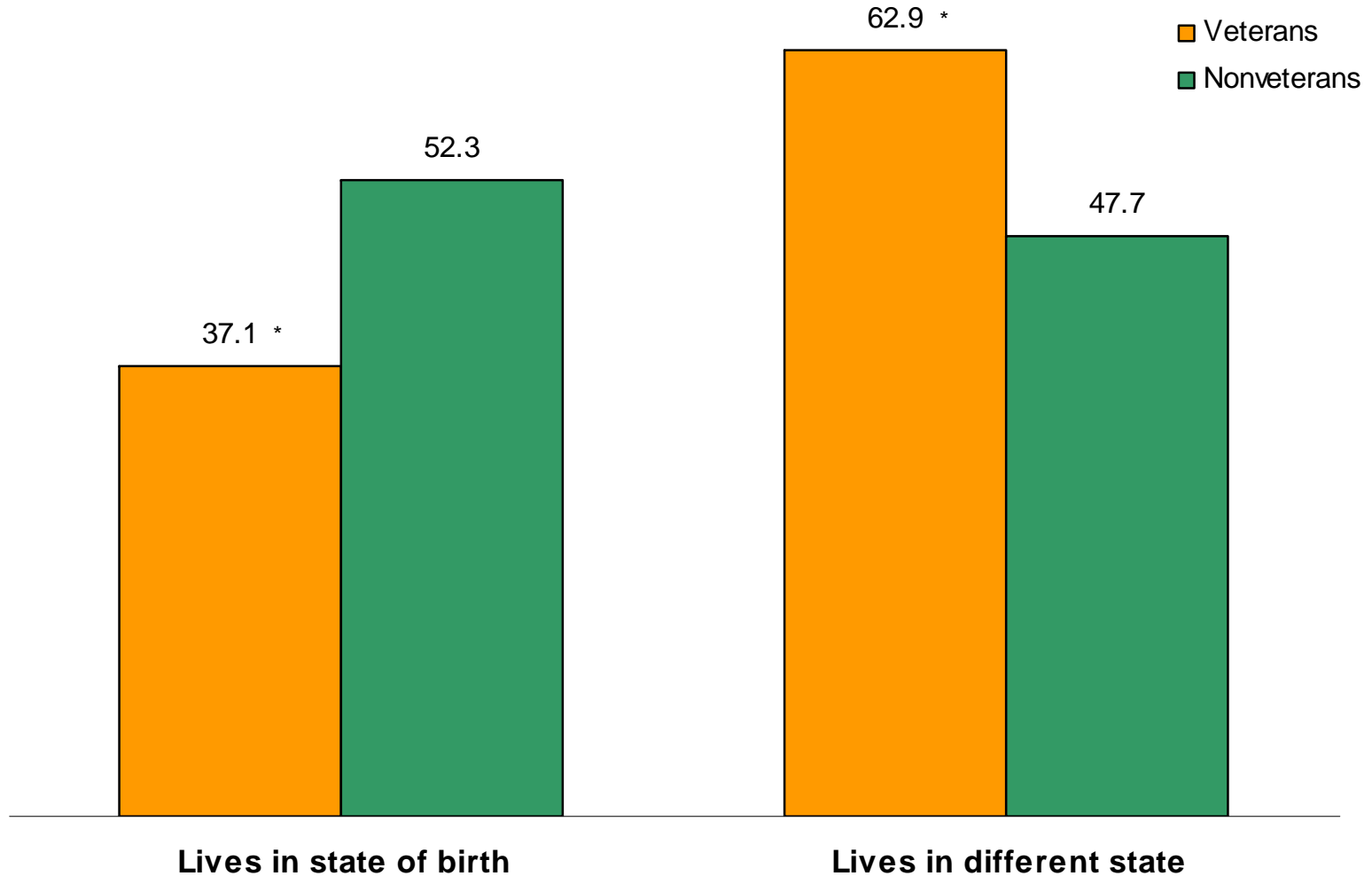
Women veterans were more educated than their nonveteran counterparts.



Almost half of all women veterans lived in the South.



Women veterans were more likely to live somewhere other than their state of birth, compared with nonveteran women.



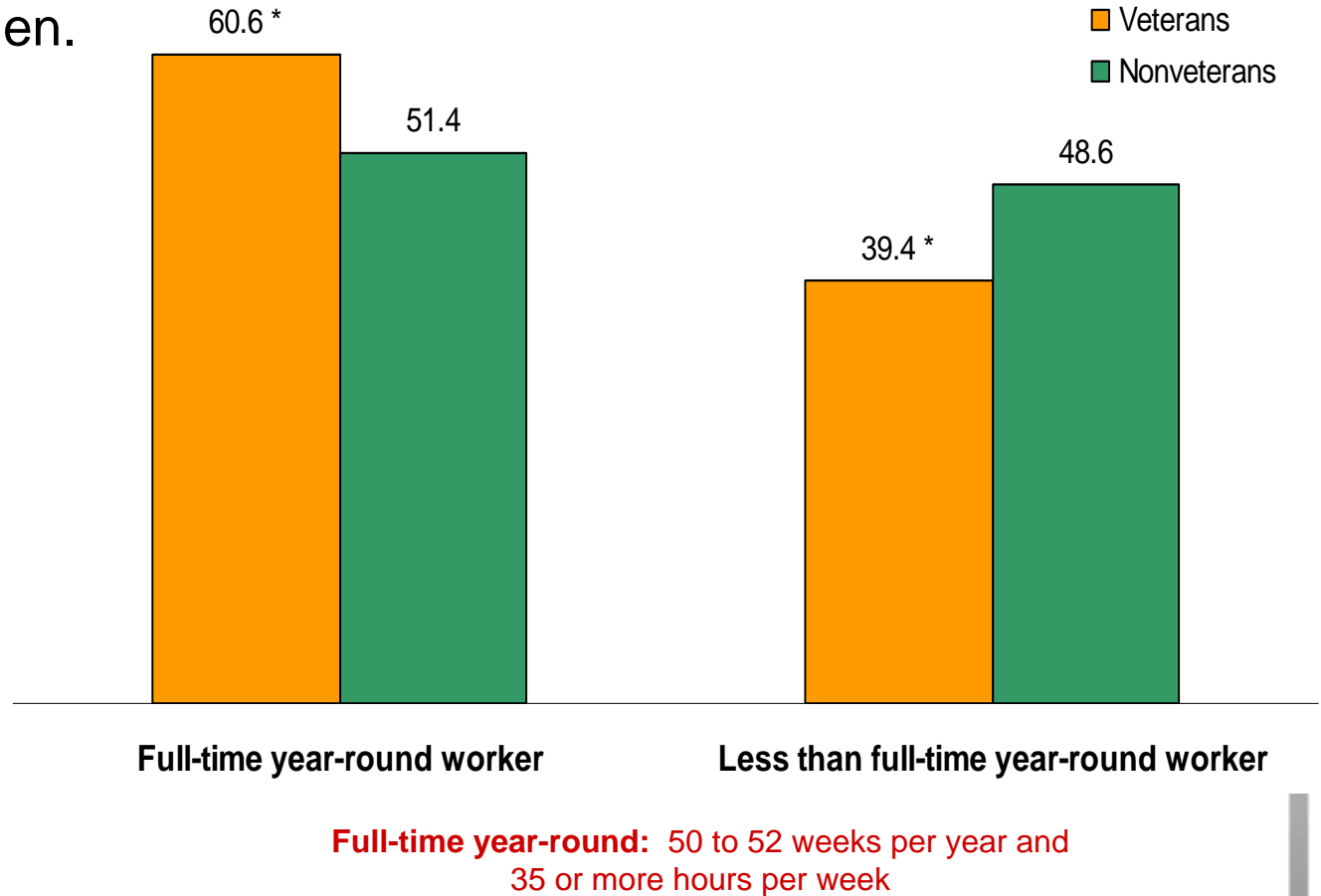
Women veterans are more likely to participate in the civilian labor force than nonveteran women.

Labor force participation rate of veterans:  
**64.6% \***

Labor force participation rate of nonveterans:  
**59.4%**

**Civilian labor force:**  
Includes employed and unemployed

Among **workers** 18 years and older, women veterans were more likely to be full-time year-round workers than nonveteran women.

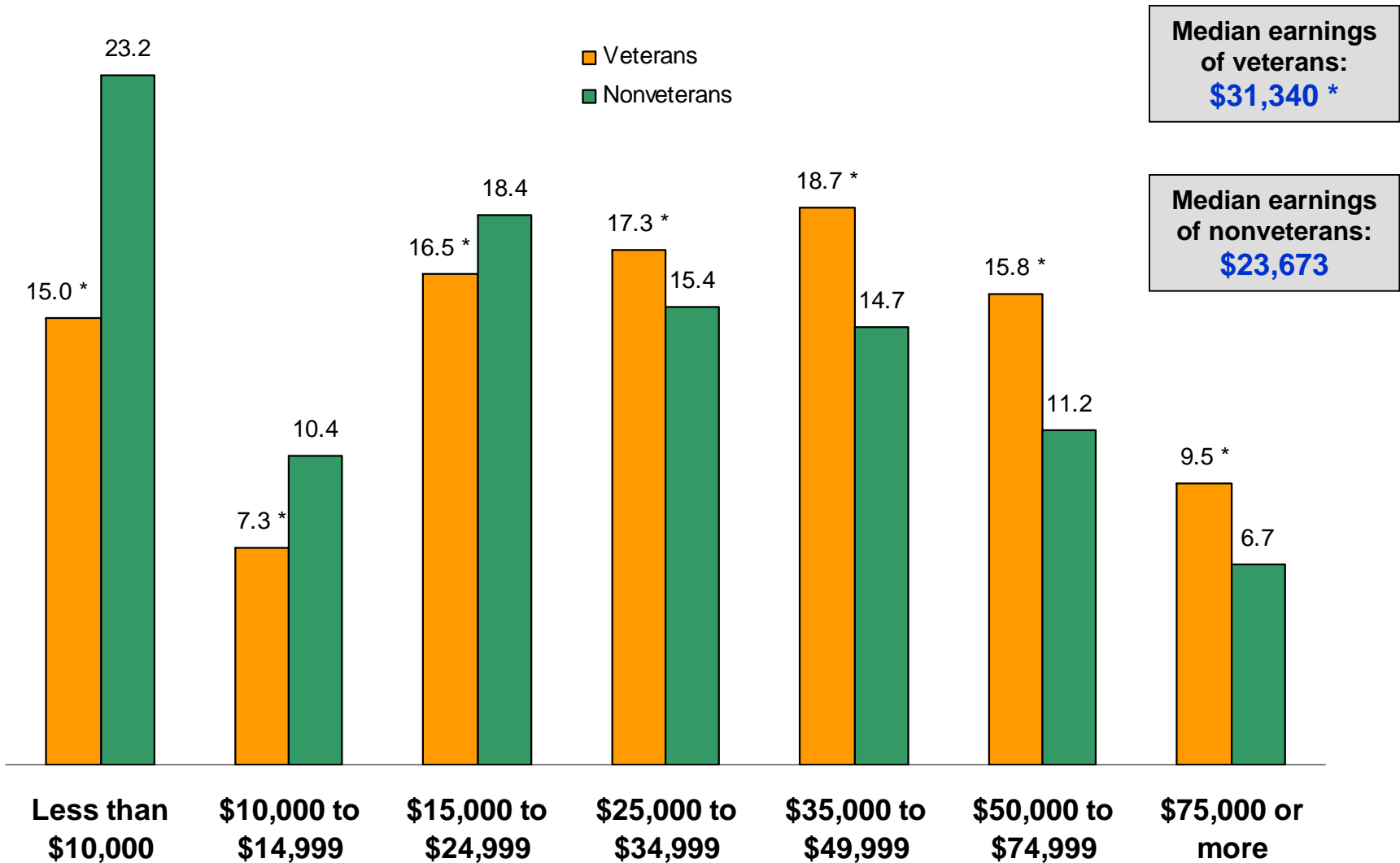


	Veterans	Nonveterans	Sig.
<b>Class of Worker:</b>			
Private Industry	62.9	74.8	*
Government	31.0 ↑	17.1	*
Self-employed	5.9	7.8	*
Family worker, unemployed	0.2	0.3	*
<b>Industry:</b>			
Agriculture, forestry	0.7	0.8	*
Transportation	2.0	1.6	*
Construction	6.6	7.2	*
Manufacturing	1.7	2.0	*
Wholesale	8.9 ↓	12.5	*
Retail	4.7	2.6	*
Information	2.2	2.3	*
Finance	6.4	8.4	*
Professional, science	10.4	9.6	*
Education, health	30.4 ↓	33.5	*
Entertainment	5.9	10.1	*
Other service	3.1	5.4	*
Public administration	16.4	4.1	*
Military jobs	0.8	0.0	*
<b>Occupation:</b>			
Management, professional	43.3 ↑	36.8	*
Service	15.8	20.9	*
Sales, office	30.8	34.7	*
Farming, fishing, forestry	0.2	0.4	*
Construction	2.7	0.7	*
Production, transportation	6.7	6.5	

## Kinds of Work

- Women veterans were more likely than nonveterans to be government workers.
- Women veterans were less likely than nonveterans to work in wholesale and education and health care industries.
- Women veterans were more likely than nonveterans to be in management and professional occupations.

# Women veterans had higher earnings than nonveteran women.



# Other Topics Available in the American Community Survey

---

- Income in the past 12 months
- Disability
- Fertility in the past 12 months
- Means of transportation to work
- School enrollment
- Migration
- Homeownership
- Property values
- Housing costs



# Contact Information

---

**Kelly Ann Holder**

*U.S. Census Bureau*

*Housing and Household Economic Statistics Division*

*Industry and Occupation Statistics Branch*

*Kelly.A.Holder@census.gov*

*301-763-5887*

<http://www.census.gov/hhes/www/laborfor/veterans/veterans.html>