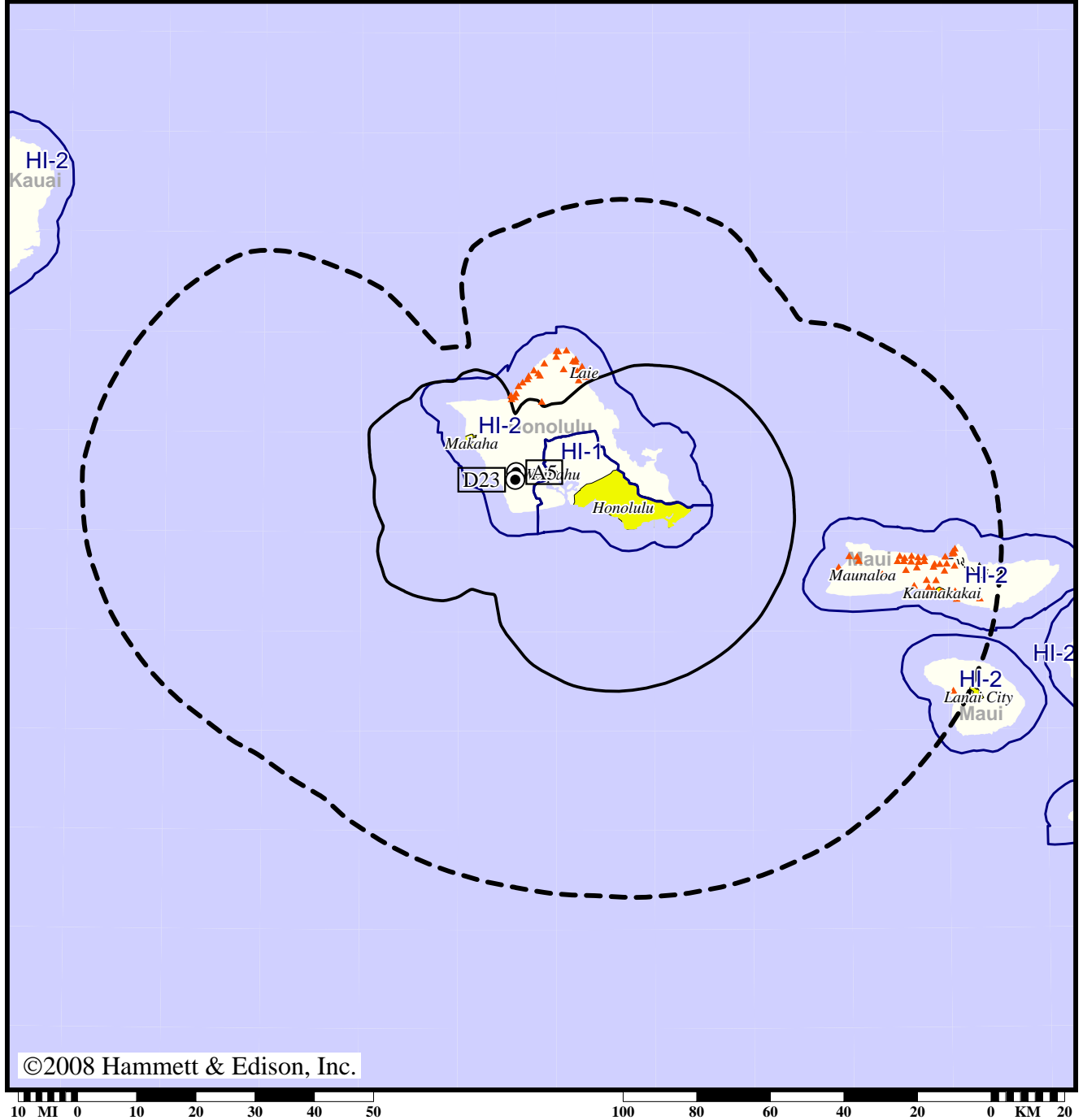


TV Station KFVE • Analog Channel 5, DTV Channel 23 • Honolulu, HI

Expected Change In Coverage: Granted Construction Permit

CP (solid): 5.40 kW ERP at 446 m HAAT  
vs. Analog (dashed): 95.5 kW ERP at 629 m HAAT

Market: Honolulu, HI



- (no symbol) No change in coverage
- ▲ Coverage lost after DTV transition

Honolulu, HI

KFVE

Population Receiving Analog Service ..... 878,424  
Population Receiving Digital Service..... 508,898

The following statistics pertain only to the area outside  
the analog service contour:

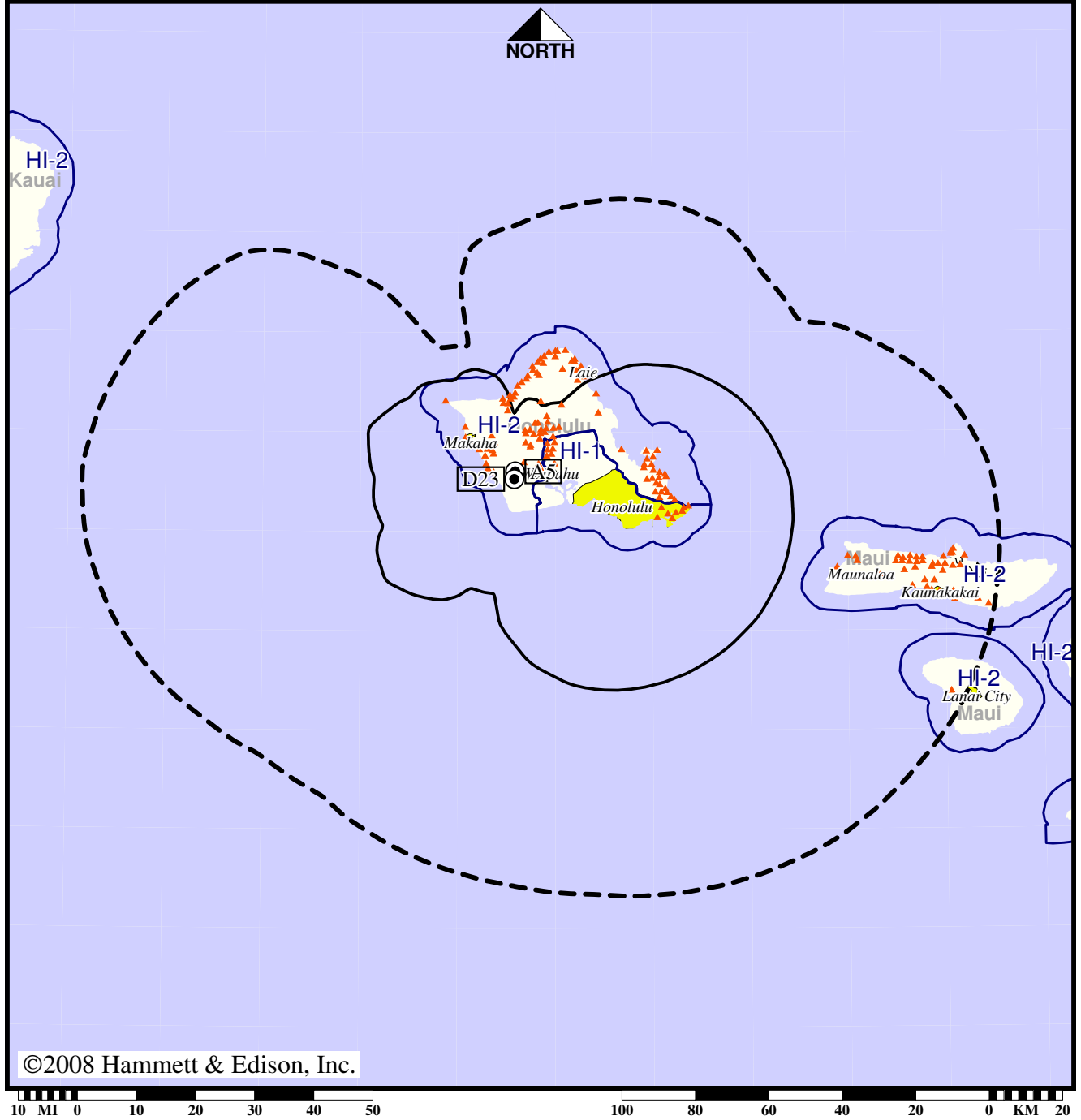
Analog Population Losing Service ..... 21,042  
Population Gaining Digital Service ..... 0  
Net Gain ..... -21,042

TV Station KFVE • Analog Channel 5, DTV Channel 23 • Honolulu, HI

Expected Change In Coverage: Granted Construction Permit

CP (solid): 5.40 kW ERP at 446 m HAAT  
vs. Analog (dashed): 95.5 kW ERP at 629 m HAAT

Market: Honolulu, HI



©2008 Hammett & Edison, Inc.

- (no symbol) No change in coverage
- ▲ Coverage lost after DTV transition

Honolulu, HI

KFVE

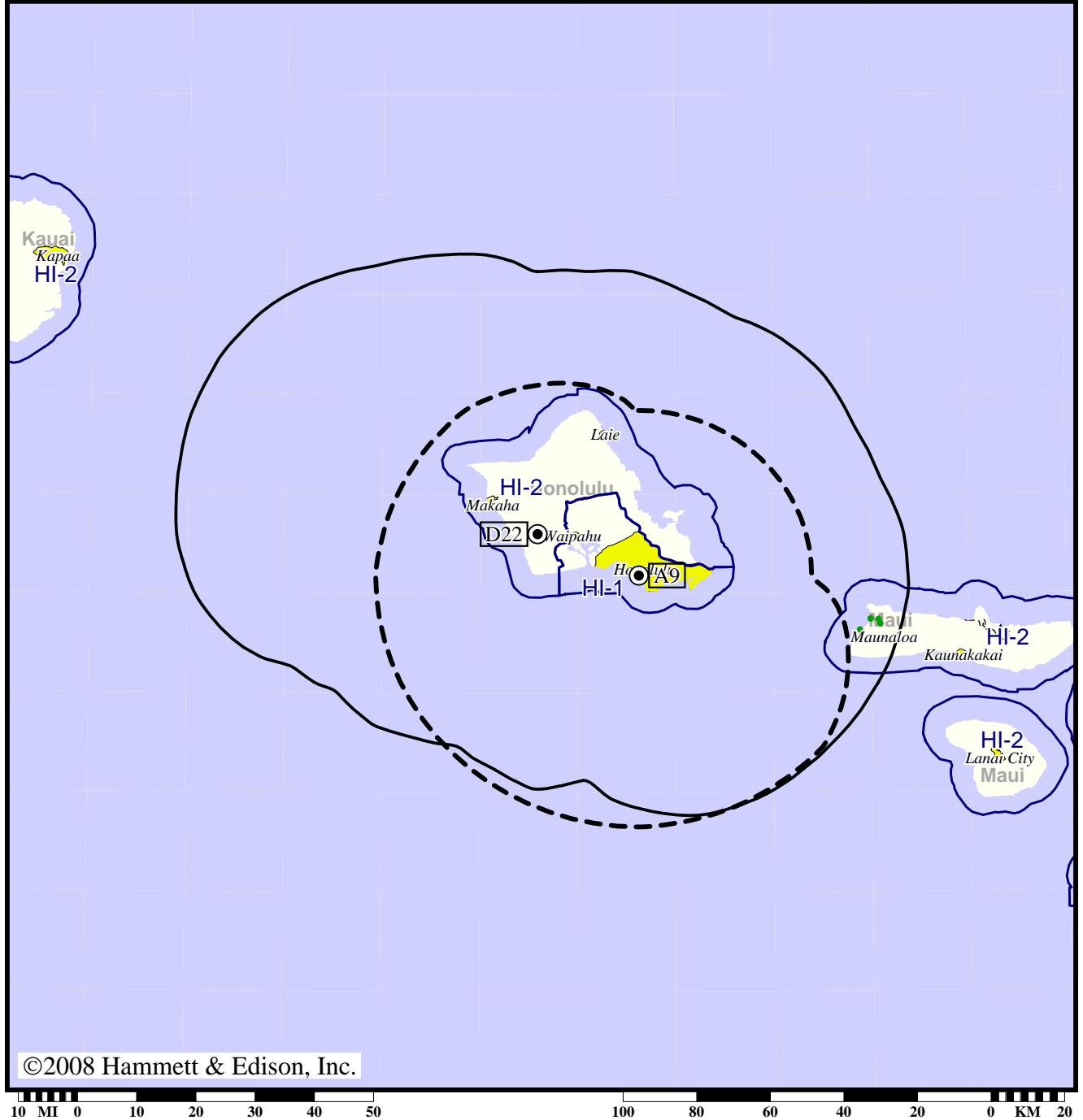
Population Receiving Analog Service .....	878,424
Population Receiving Digital Service.....	508,898
Analog Population Losing Service .....	369,526
Population Gaining Digital Service .....	0
Net Gain .....	-369,526

TV Station KGMB • Analog Channel 9, DTV Channel 22 • Honolulu, HI

Expected Change In Coverage: Granted Rulemaking Petition

Granted Rulemaking (solid): 40.0 kW ERP at 666 m HAAT, Network: CBS  
vs. Analog (dashed): 105 kW ERP at -12 m HAAT, Network: CBS

Market: Honolulu, HI



- Coverage gained after DTV transition
- (no symbol) No change in coverage

Honolulu, HI

KGMB

Population Receiving Analog Service .....	699,333
Population Receiving Digital Service.....	701,880

The following statistics pertain only to the area outside the analog service contour:

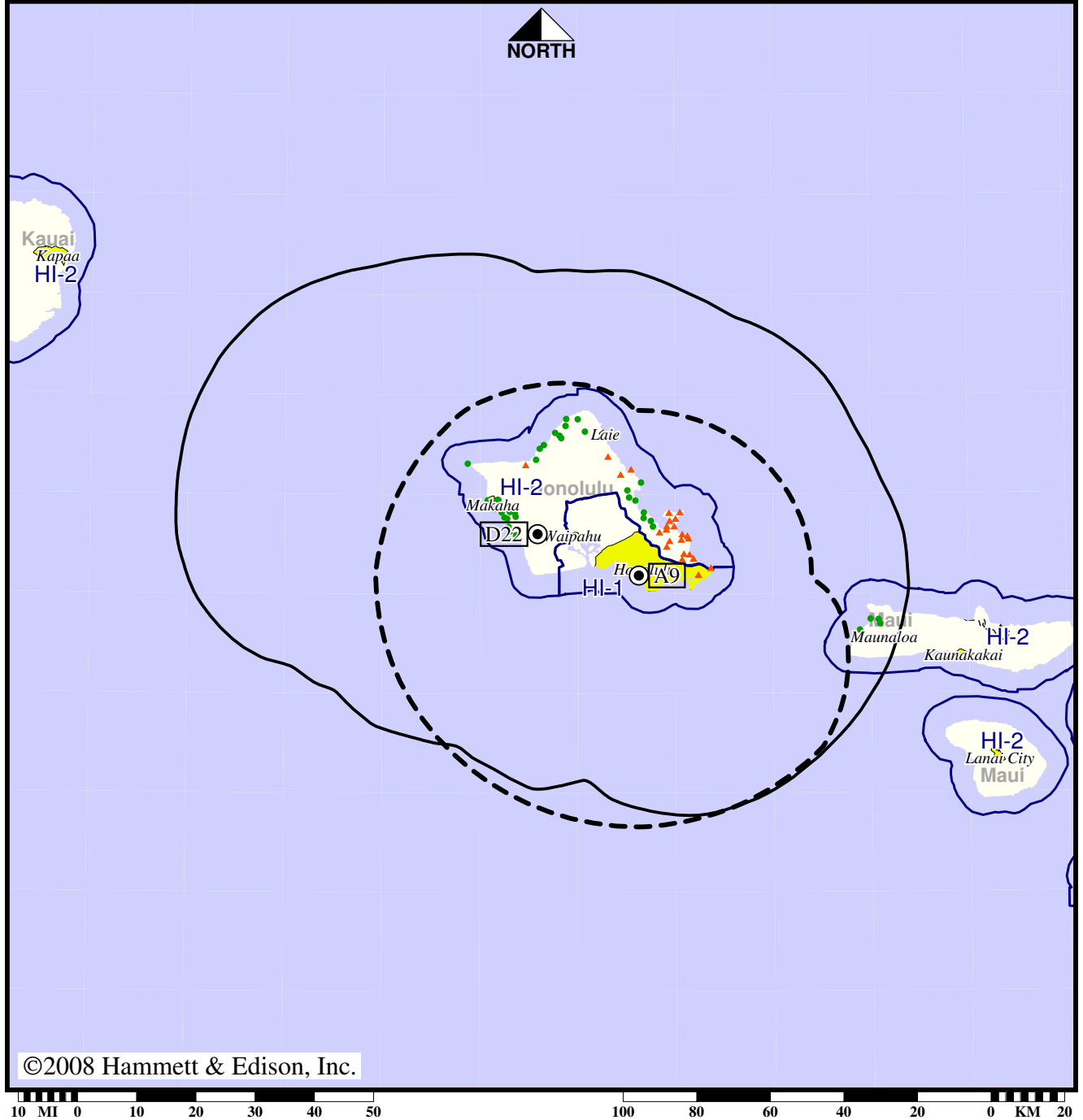
Analog Population Losing Service .....	0
Population Gaining Digital Service .....	627
Net Gain .....	627

TV Station KGMB • Analog Channel 9, DTV Channel 22 • Honolulu, HI

Expected Change In Coverage: Granted Rulemaking Petition

Granted Rulemaking (solid): 40.0 kW ERP at 666 m HAAT, Network: CBS  
vs. Analog (dashed): 105 kW ERP at -12 m HAAT, Network: CBS

Market: Honolulu, HI



- Coverage gained after DTV transition
- (no symbol) No change in coverage
- ▲ Coverage lost after DTV transition

Honolulu, HI

KGMB

Population Receiving Analog Service .....	699,333
Population Receiving Digital Service.....	701,880
Analog Population Losing Service .....	43,904
Population Gaining Digital Service .....	46,451
Net Gain .....	2,547

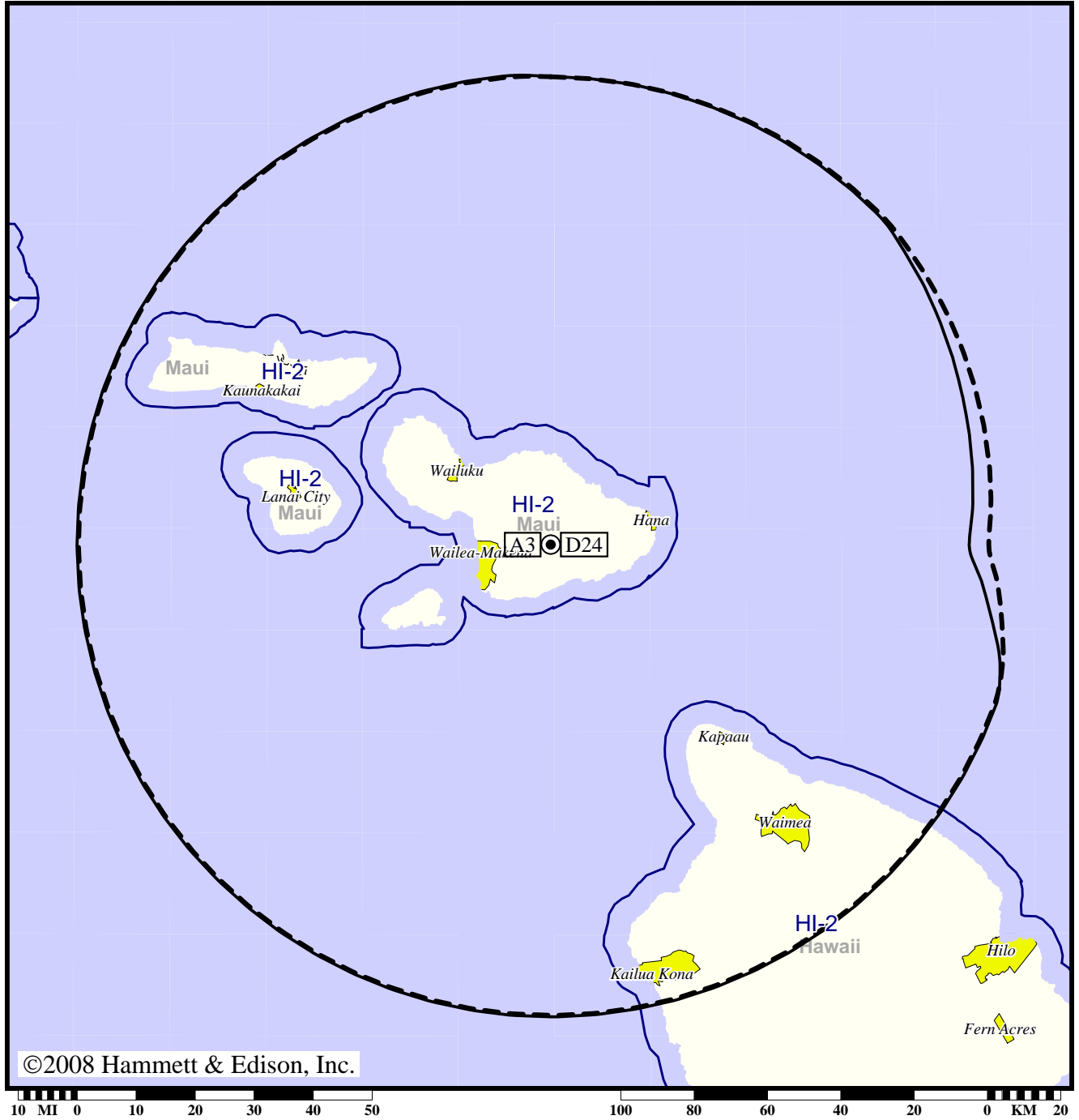


TV Station KGMV • Analog Channel 3, DTV Channel 24 • Wailuku, HI

Expected Change In Coverage: Post-Transition Appendix B Facility

Appendix B (solid): 72.4 kW ERP at 1814 m HAAT, Network: CBS  
vs. Analog (dashed): 14.1 kW ERP at 1814 m HAAT, Network: CBS

Market: Honolulu, HI



(no symbol) No change in coverage

Honolulu, HI

KGMV

Population Receiving Analog Service .....	176,942
Population Receiving Digital Service.....	146,266

The following statistics pertain only to the area outside the analog service contour:

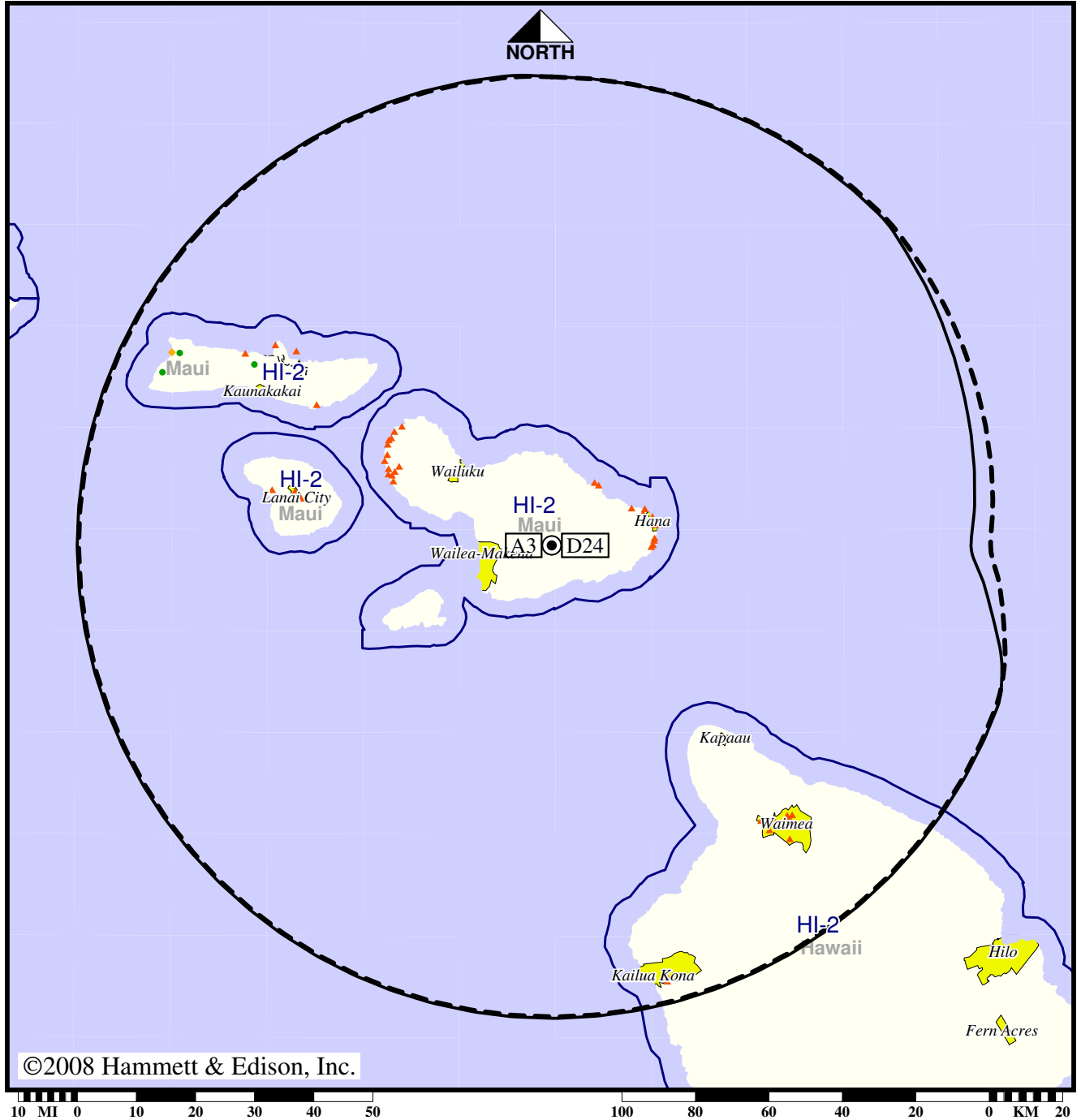
Analog Population Losing Service .....	0
Population Gaining Digital Service .....	0
Net Gain .....	0

TV Station KGMV • Analog Channel 3, DTV Channel 24 • Wailuku, HI

Expected Change In Coverage: Post-Transition Appendix B Facility

Appendix B (solid): 72.4 kW ERP at 1814 m HAAT, Network: CBS  
vs. Analog (dashed): 14.1 kW ERP at 1814 m HAAT, Network: CBS

Market: Honolulu, HI



- Coverage gained after DTV transition
- (no symbol) No change in coverage
- ◆ Coverage lost but still served by same network
- ▲ Coverage lost and no other service by same network

Honolulu, HI

KGMV

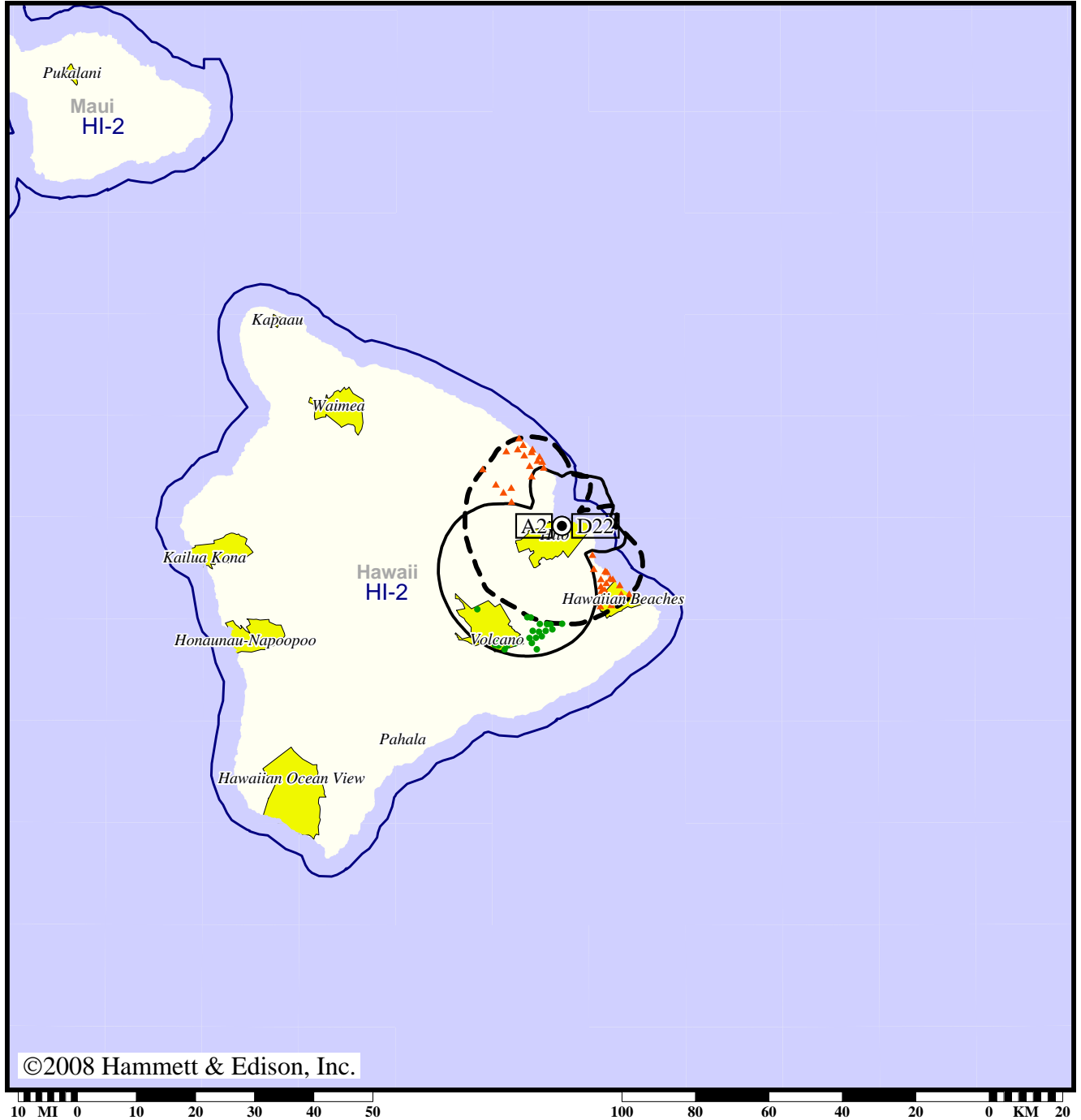
Population Receiving Analog Service .....	176,942
Population Receiving Digital Service.....	146,266
Analog Population Losing Service .....	30,948
Population Gaining Digital Service .....	272
Net Gain .....	-30,676

Station KHBC-TV • Analog Channel 2, DTV Channel 22 • Hilo, HI

Expected Change In Coverage: Licensed Operation

Licensed (solid): 8.00 kW ERP at -170 m HAAT, Network: NBC  
vs. Analog (dashed): 2.29 kW ERP at -176 m HAAT, Network: NBC

Market: Honolulu, HI



©2008 Hammett & Edison, Inc.

- Coverage gained after DTV transition
- (no symbol) No change in coverage
- ▲ Coverage lost after DTV transition

Honolulu, HI

KHBC-TV

Population Receiving Analog Service .....	69,813
Population Receiving Digital Service.....	65,484

The following statistics pertain only to the area outside the analog service contour:

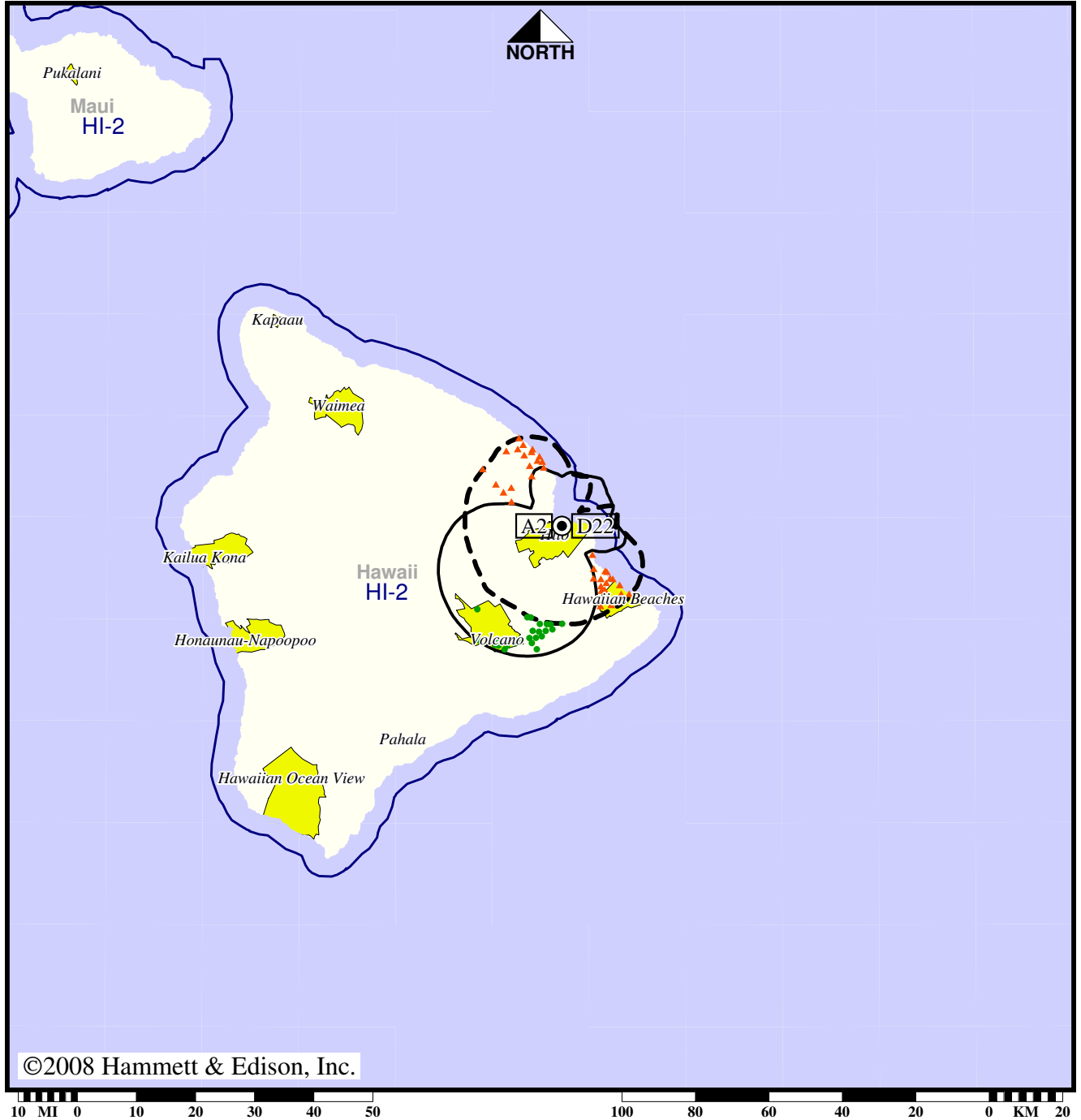
Analog Population Losing Service .....	7,467
Population Gaining Digital Service .....	3,170
Net Gain .....	-4,297

Station KHBC-TV • Analog Channel 2, DTV Channel 22 • Hilo, HI

Expected Change In Coverage: Licensed Operation

Licensed (solid): 8.00 kW ERP at -170 m HAAT, Network: NBC  
vs. Analog (dashed): 2.29 kW ERP at -176 m HAAT, Network: NBC

Market: Honolulu, HI



Honolulu, HI

KHBC-TV

Population Receiving Analog Service .....	69,813
Population Receiving Digital Service.....	65,484
Analog Population Losing Service .....	7,499
Population Gaining Digital Service .....	3,170
Net Gain .....	-4,329

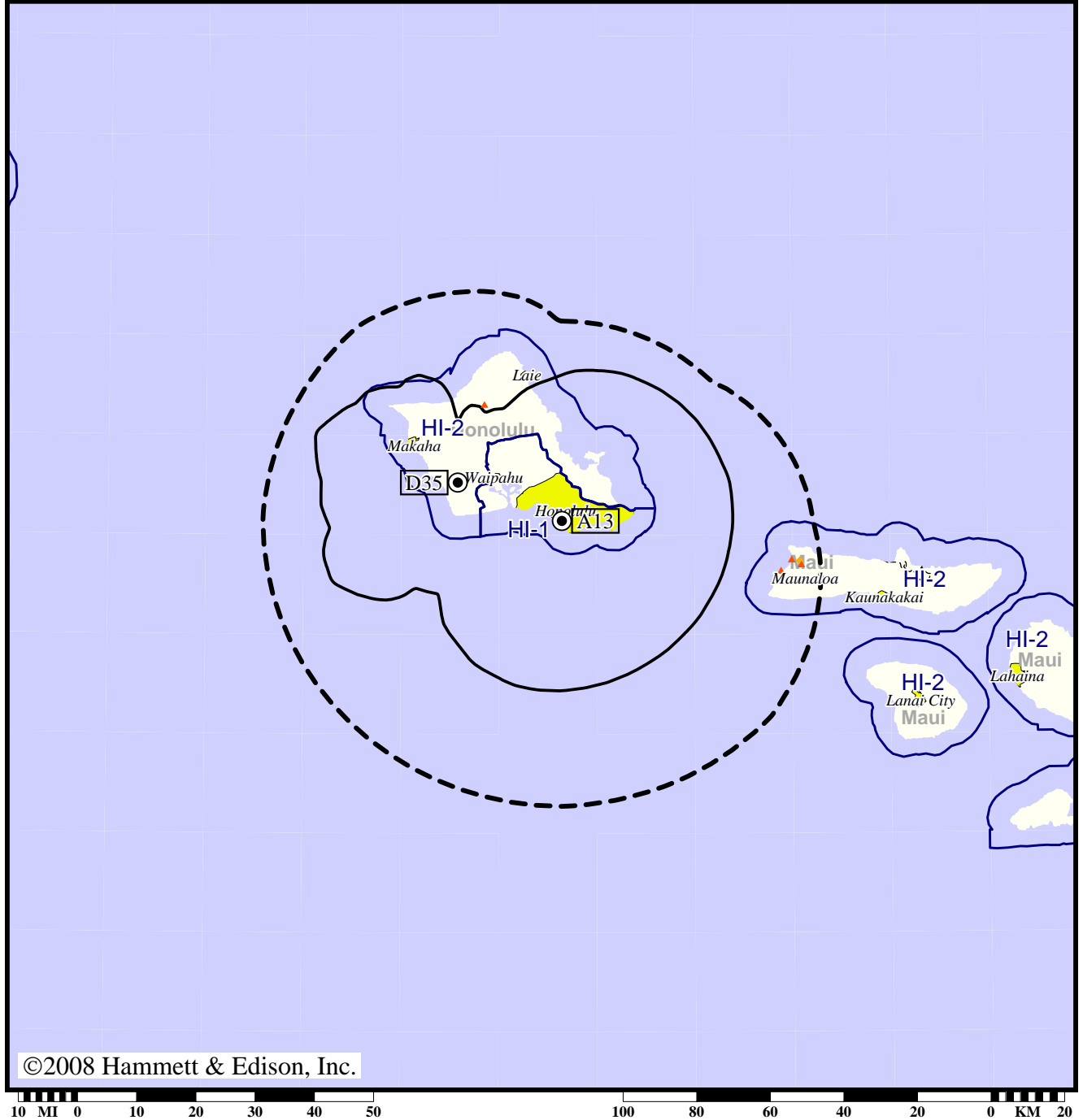


TV Station KHNL • Analog Channel 13, DTV Channel 35 • Honolulu, HI

Expected Change In Coverage: Licensed Operation

Licensed (solid): 5.90 kW ERP at 453 m HAAT, Network: NBC  
vs. Analog (dashed): 316 kW ERP at 48 m HAAT, Network: NBC

Market: Honolulu, HI



- (no symbol) No change in coverage
- ◆ Coverage lost but still served by same network
- ▲ Coverage lost and no other service by same network

Honolulu, HI

KHNL

Population Receiving Analog Service .....	699,025
Population Receiving Digital Service.....	611,639

The following statistics pertain only to the area outside the analog service contour:

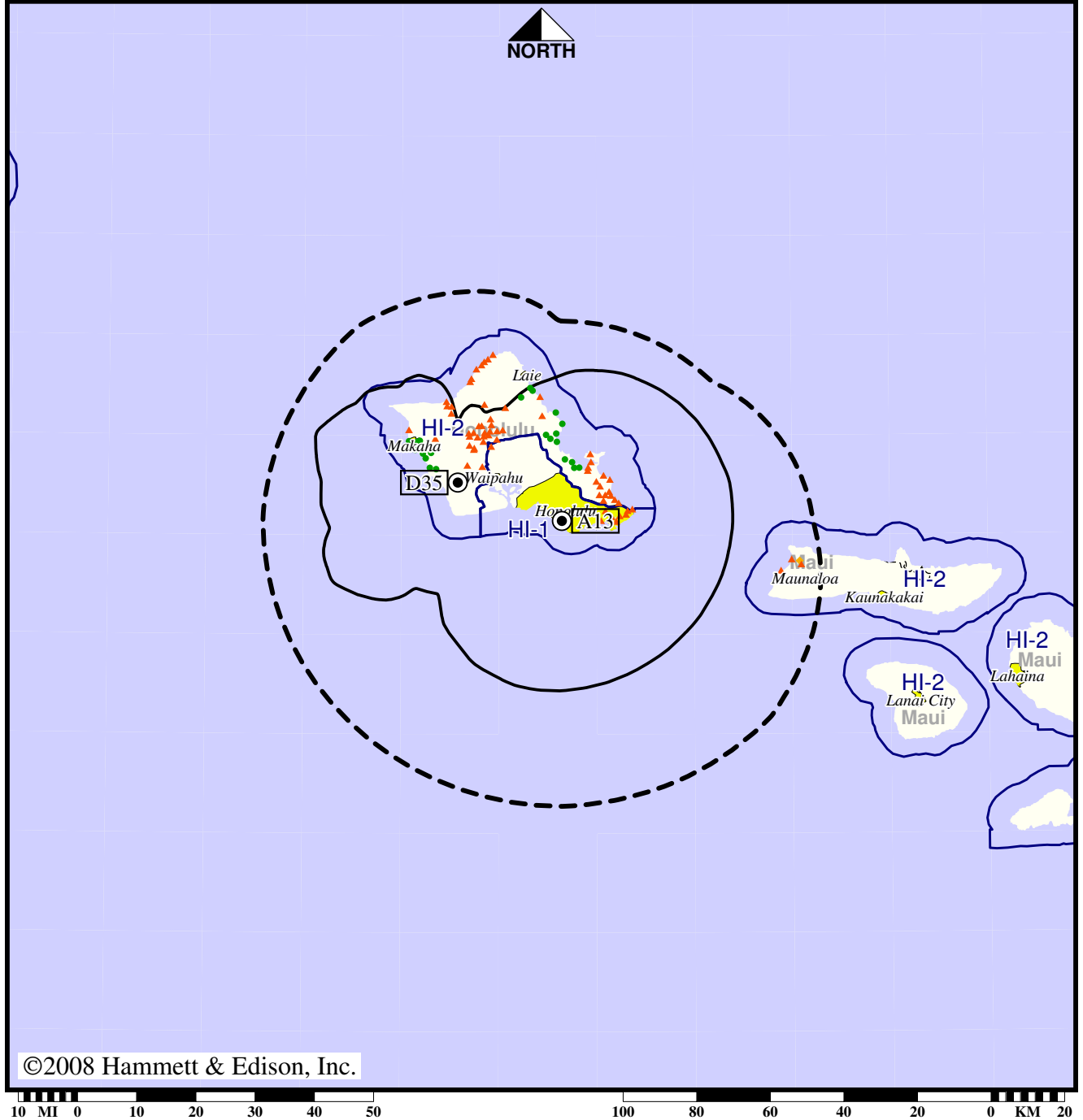
Analog Population Losing Service .....	630
Population Gaining Digital Service .....	0
Net Gain .....	-630

TV Station KHNL • Analog Channel 13, DTV Channel 35 • Honolulu, HI

Expected Change In Coverage: Licensed Operation

Licensed (solid): 5.90 kW ERP at 453 m HAAT, Network: NBC  
vs. Analog (dashed): 316 kW ERP at 48 m HAAT, Network: NBC

Market: Honolulu, HI



- Coverage gained after DTV transition
- (no symbol) No change in coverage
- ◆ Coverage lost but still served by same network
- ▲ Coverage lost and no other service by same network

Honolulu, HI

KHNL

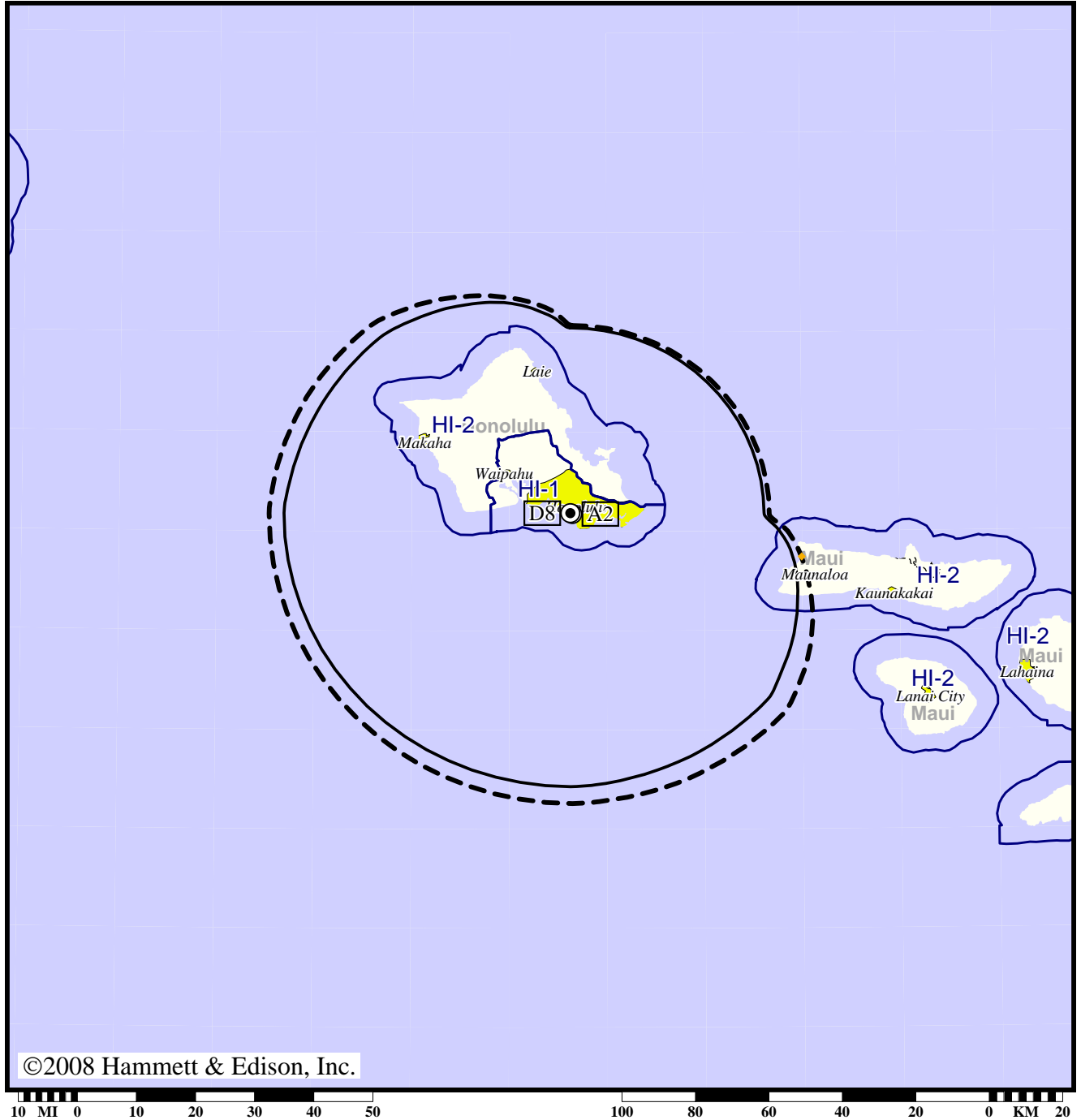
Population Receiving Analog Service .....	699,025
Population Receiving Digital Service.....	611,639
Analog Population Losing Service .....	106,696
Population Gaining Digital Service .....	19,310
Net Gain .....	-87,386

Station KHON-TV • Analog Channel 2, DTV Channel 8 • Honolulu, HI

Expected Change In Coverage: Licensed Operation

Licensed (solid): 7.20 kW ERP at -12 m HAAT, Network: Fox  
vs. Analog (dashed): 50.0 kW ERP at 18 m HAAT, Network: Fox

Market: Honolulu, HI



- (no symbol) No change in coverage
- ◆ Coverage lost but still served by same network

Honolulu, HI

KHON-TV

Population Receiving Analog Service ..... 866,016  
Population Receiving Digital Service..... 766,460

The following statistics pertain only to the area outside  
the analog service contour:

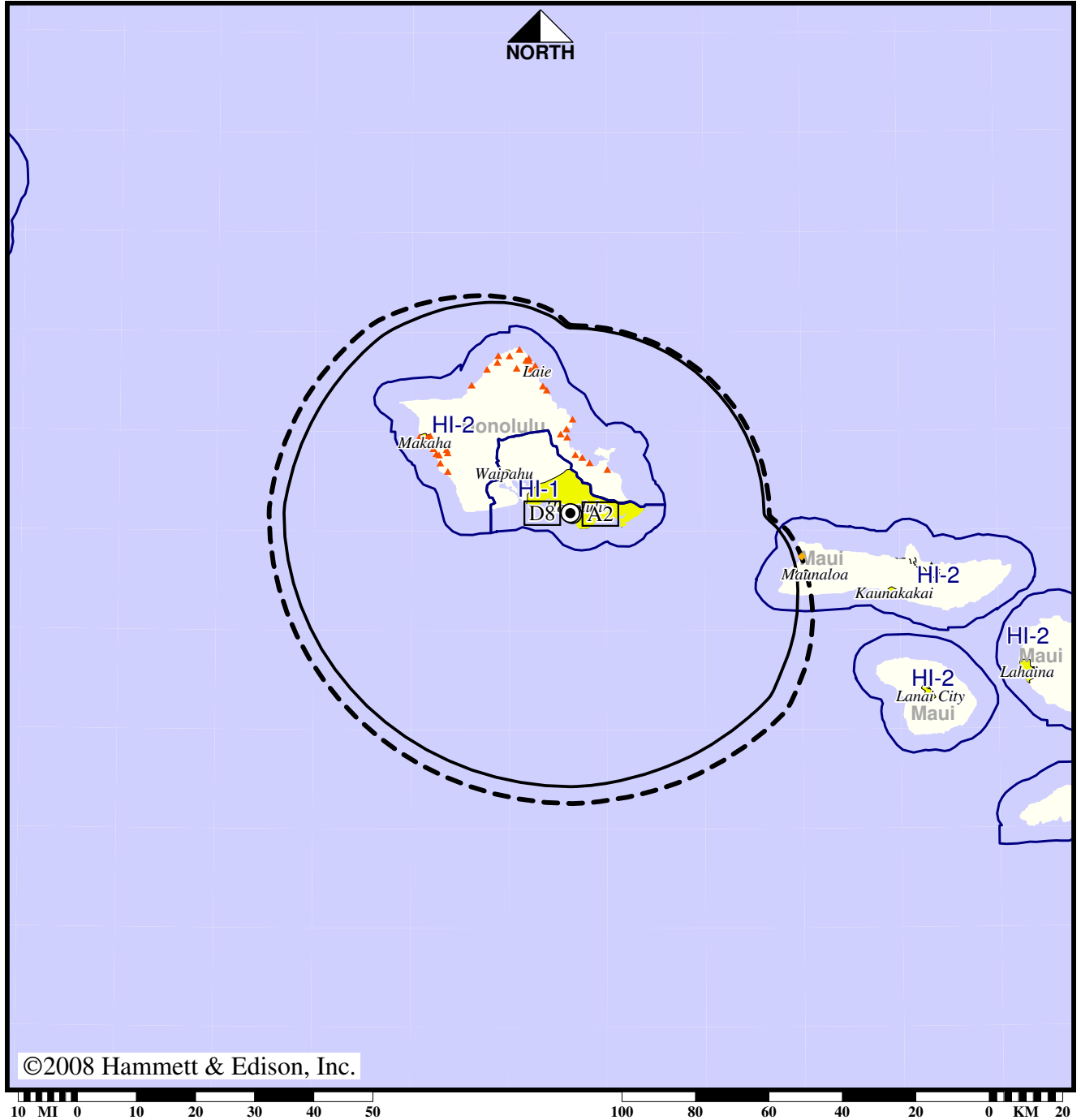
Analog Population Losing Service ..... 110  
Population Gaining Digital Service ..... 0  
Net Gain .....-110

Station KHON-TV • Analog Channel 2, DTV Channel 8 • Honolulu, HI

Expected Change In Coverage: Licensed Operation

Licensed (solid): 7.20 kW ERP at -12 m HAAT, Network: Fox  
vs. Analog (dashed): 50.0 kW ERP at 18 m HAAT, Network: Fox

Market: Honolulu, HI



- (no symbol) No change in coverage
- ◆ Coverage lost but still served by same network
- ▲ Coverage lost and no other service by same network

Honolulu, HI

KHON-TV

Population Receiving Analog Service .....	866,016
Population Receiving Digital Service.....	766,460
Analog Population Losing Service .....	99,607
Population Gaining Digital Service .....	51
Net Gain .....	-99,556

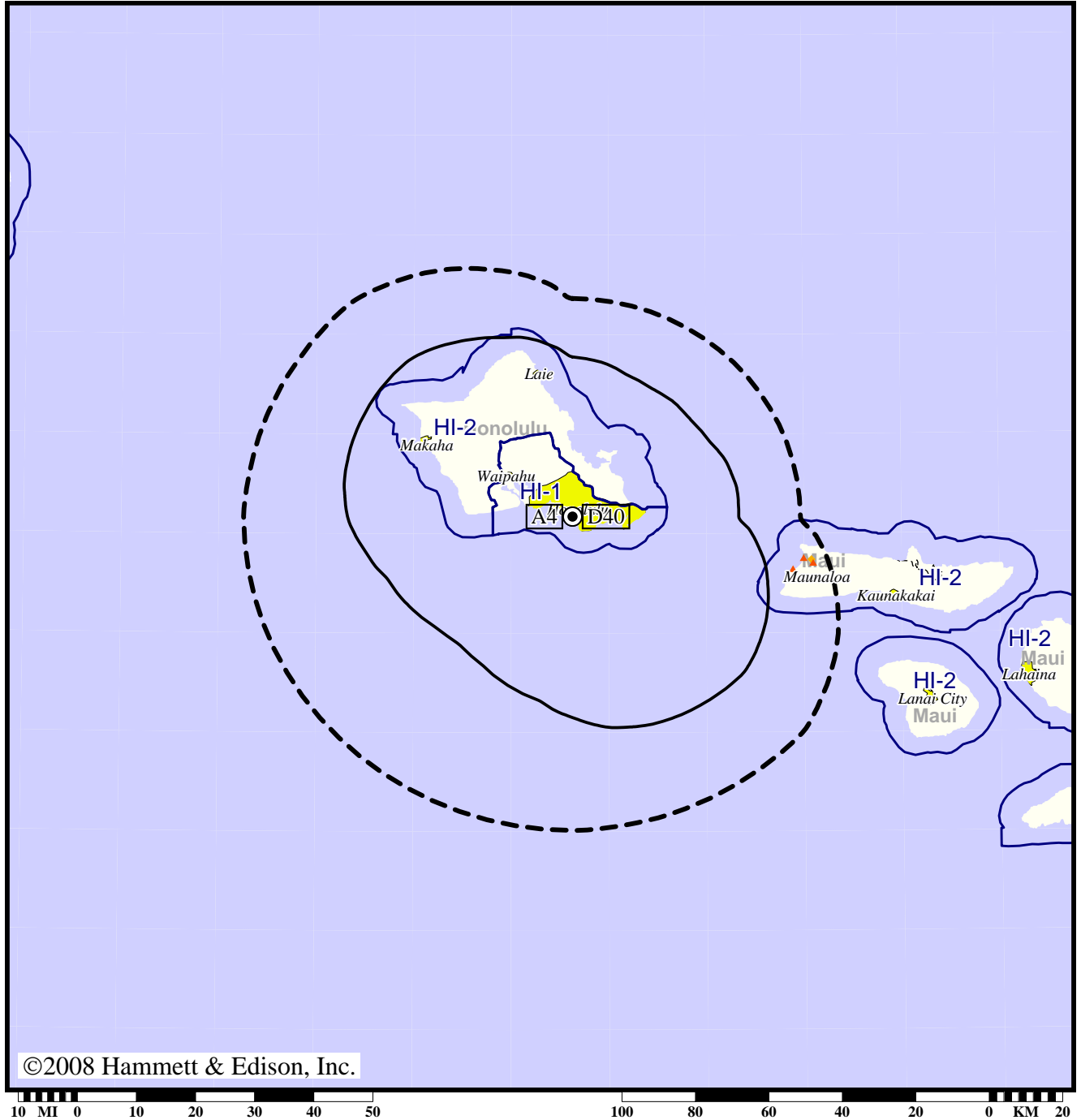


TV Station KITV • Analog Channel 4, DTV Channel 40 • Honolulu, HI

Expected Change In Coverage: Licensed Operation

Licensed (solid): 85.0 kW ERP at 1 m HAAT, Network: ABC  
vs. Analog (dashed): 100 kW ERP at 14 m HAAT, Network: ABC

Market: Honolulu, HI



- (no symbol) No change in coverage
- ◆ Coverage lost but still served by same network
- ▲ Coverage lost and no other service by same network

Honolulu, HI

KITV

Population Receiving Analog Service .....	868,231
Population Receiving Digital Service.....	644,049

The following statistics pertain only to the area outside the analog service contour:

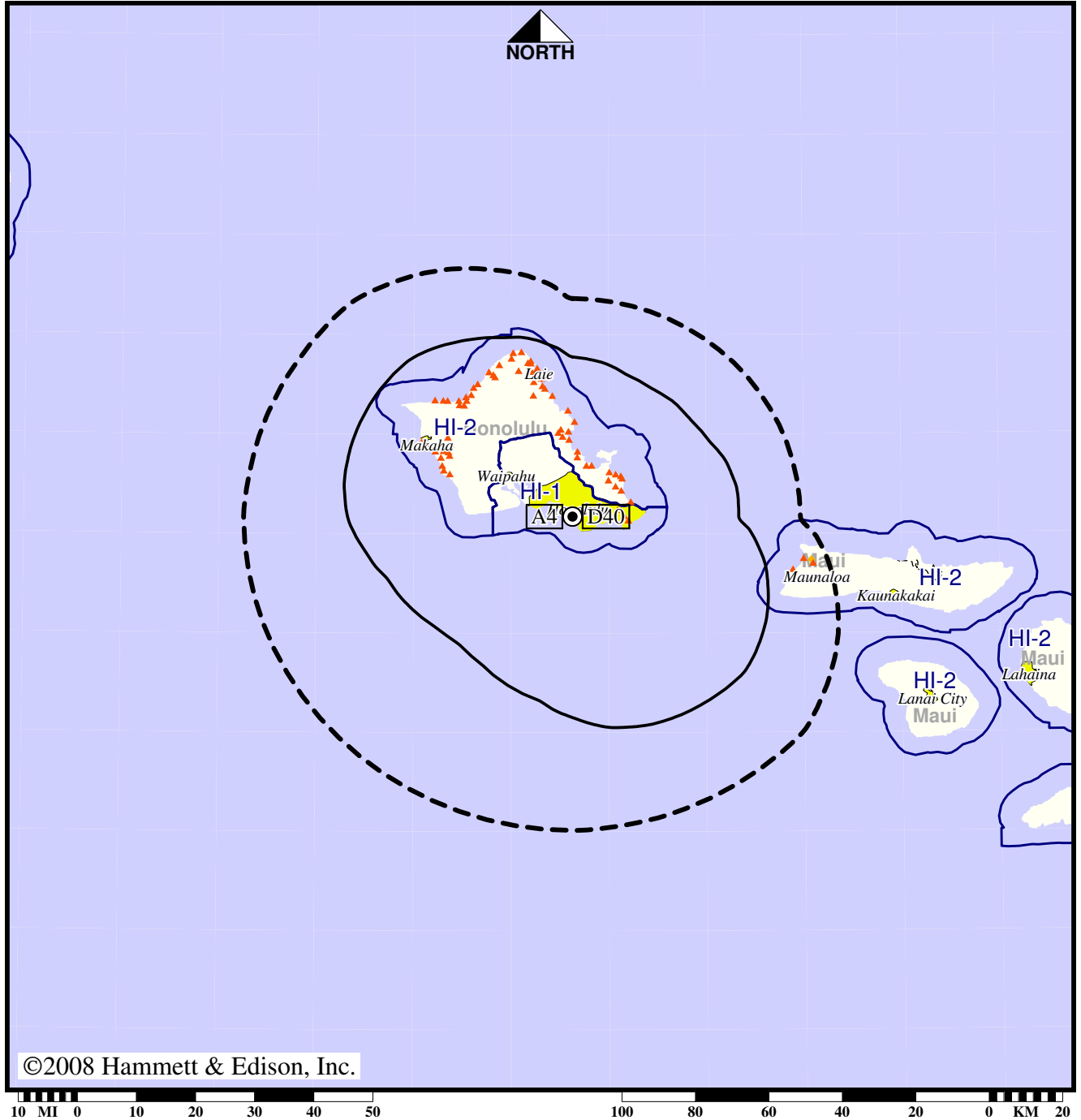
Analog Population Losing Service .....	627
Population Gaining Digital Service .....	0
Net Gain .....	-627

TV Station KITV • Analog Channel 4, DTV Channel 40 • Honolulu, HI

Expected Change In Coverage: Licensed Operation

Licensed (solid): 85.0 kW ERP at 1 m HAAT, Network: ABC  
vs. Analog (dashed): 100 kW ERP at 14 m HAAT, Network: ABC

Market: Honolulu, HI



- (no symbol) No change in coverage
- ◆ Coverage lost but still served by same network
- ▲ Coverage lost and no other service by same network

Honolulu, HI

KITV

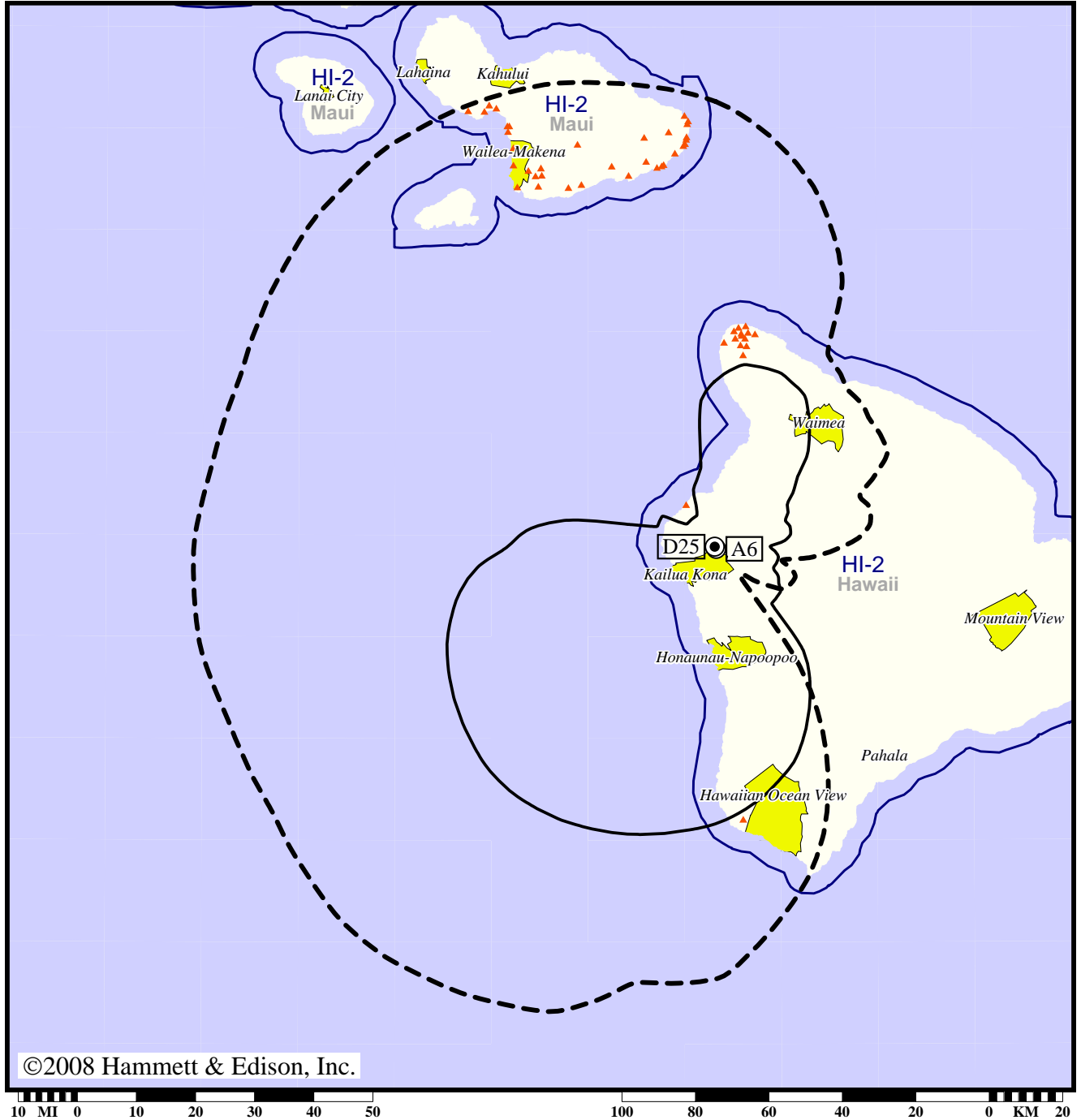
Population Receiving Analog Service .....	868,231
Population Receiving Digital Service.....	644,049
Analog Population Losing Service .....	224,182
Population Gaining Digital Service .....	0
Net Gain .....	-224,182

TV Station KLEI • Analog Channel 6, DTV Channel 25 • Kailua Kona, HI

Expected Change In Coverage: Licensed Operation

Licensed (solid): 2.50 kW ERP at 871 m HAAT  
vs. Analog (dashed): 52.5 kW ERP at 887 m HAAT

Market: Honolulu, HI



- (no symbol) No change in coverage
- ▲ Coverage lost after DTV transition

Honolulu, HI

KLEI

Population Receiving Analog Service .....	52,684
Population Receiving Digital Service.....	43,779

The following statistics pertain only to the area outside the analog service contour:

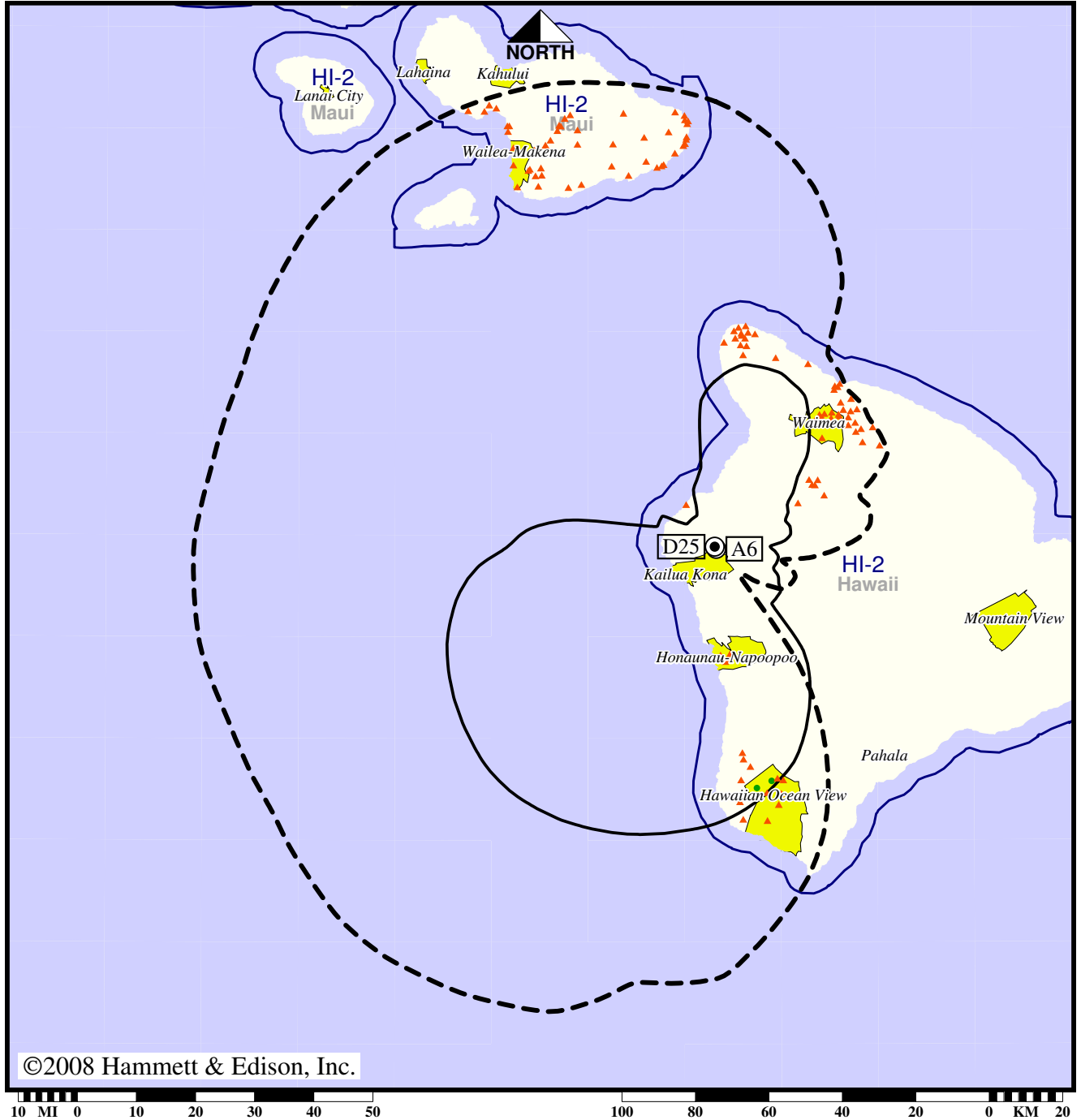
Analog Population Losing Service .....	10,526
Population Gaining Digital Service .....	0
Net Gain .....	-10,526

TV Station KLEI • Analog Channel 6, DTV Channel 25 • Kailua Kona, HI

Expected Change In Coverage: Licensed Operation

Licensed (solid): 2.50 kW ERP at 871 m HAAT  
vs. Analog (dashed): 52.5 kW ERP at 887 m HAAT

Market: Honolulu, HI



- Coverage gained after DTV transition
- (no symbol) No change in coverage
- ▲ Coverage lost after DTV transition

Honolulu, HI

KLEI

Population Receiving Analog Service .....	52,684
Population Receiving Digital Service.....	43,779
Analog Population Losing Service .....	12,673
Population Gaining Digital Service .....	3,768
Net Gain .....	-8,905

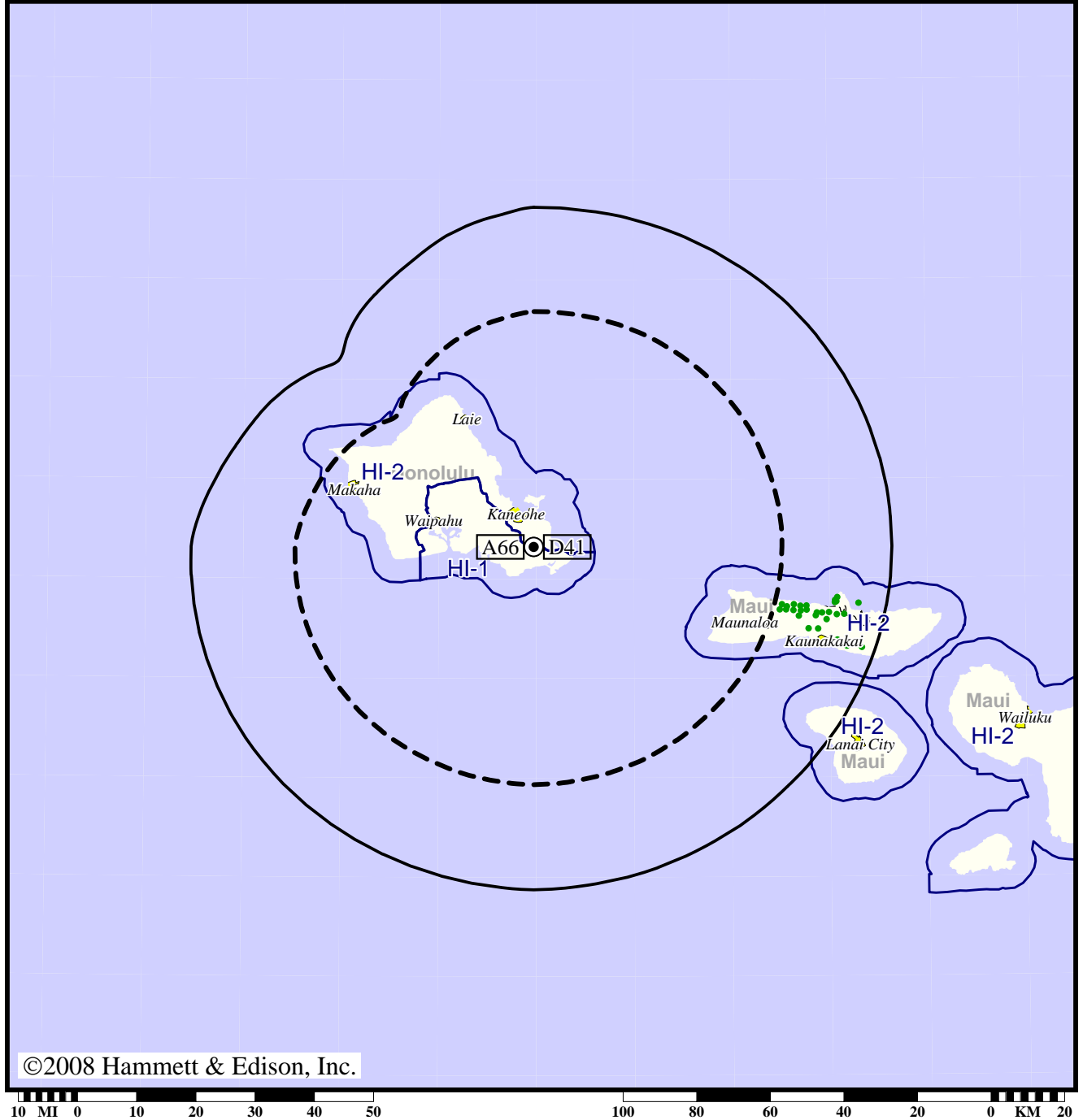


TV Station KPXO • Analog Channel 66, DTV Channel 41 • Kaneohe, HI

Expected Change In Coverage: Licensed Operation

Licensed (solid): 34.0 kW ERP at 632 m HAAT  
vs. Analog (dashed): 95.5 kW ERP at 632 m HAAT

Market: Honolulu, HI



- Coverage gained after DTV transition
- (no symbol) No change in coverage

Honolulu, HI

KPXO

Population Receiving Analog Service .....	575,888
Population Receiving Digital Service.....	607,977

The following statistics pertain only to the area outside the analog service contour:

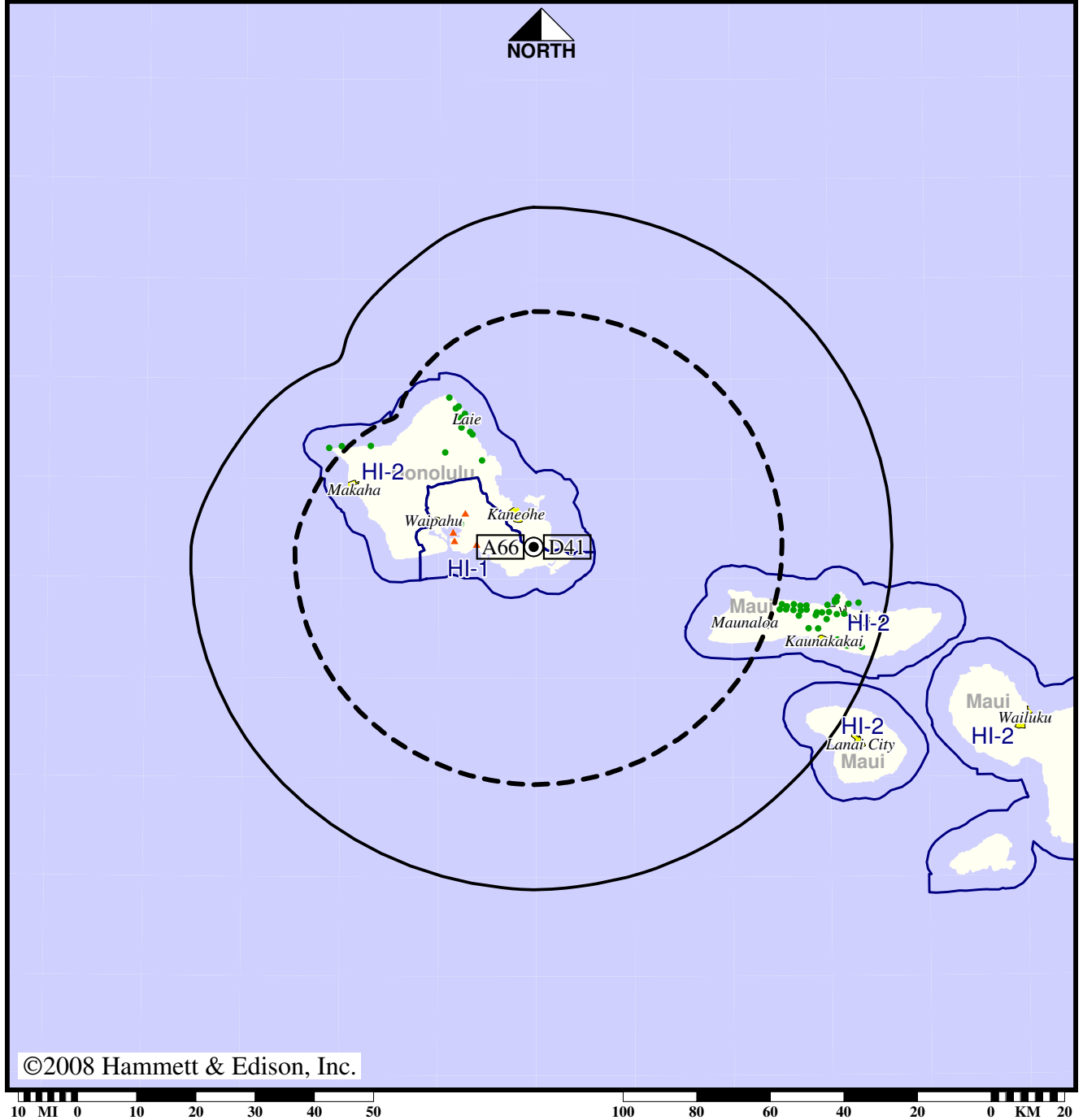
Analog Population Losing Service .....	0
Population Gaining Digital Service .....	2,504
Net Gain .....	2,504

TV Station KPXO • Analog Channel 66, DTV Channel 41 • Kaneohe, HI

Expected Change In Coverage: Licensed Operation

Licensed (solid): 34.0 kW ERP at 632 m HAAT  
vs. Analog (dashed): 95.5 kW ERP at 632 m HAAT

Market: Honolulu, HI



- Coverage gained after DTV transition
- (no symbol) No change in coverage
- ▲ Coverage lost after DTV transition

Honolulu, HI

KPXO

Population Receiving Analog Service .....	575,888
Population Receiving Digital Service.....	607,977
Analog Population Losing Service .....	22,870
Population Gaining Digital Service .....	54,959
Net Gain .....	32,089