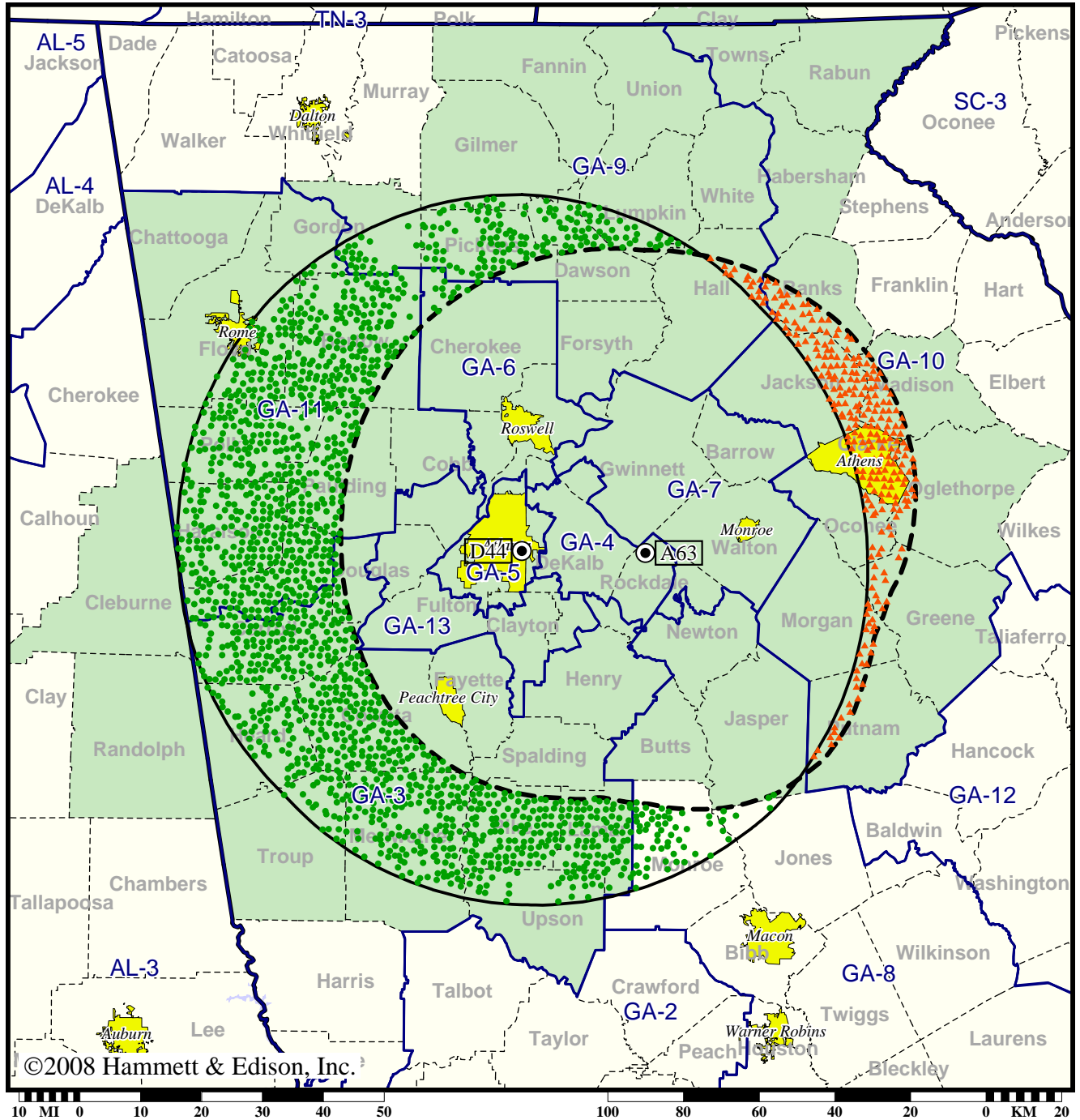


Station WHSG-TV • Analog Channel 63, DTV Channel 44 • Monroe, GA

Expected Change In Coverage: Licensed Operation

Licensed (solid): 700 kW ERP at 303 m HAAT
vs. Analog (dashed): 5000 kW ERP at 363 m HAAT

Market: Atlanta, GA



©2008 Hammett & Edison, Inc.

- Coverage gained after DTV transition
- (no symbol) No change in coverage
- ▲ Coverage lost after DTV transition

Atlanta, GA

WHSB-TV

Population Receiving Analog Service4,124,679
Population Receiving Digital Service.....4,473,187

The following statistics pertain only to the area outside
the analog service contour:

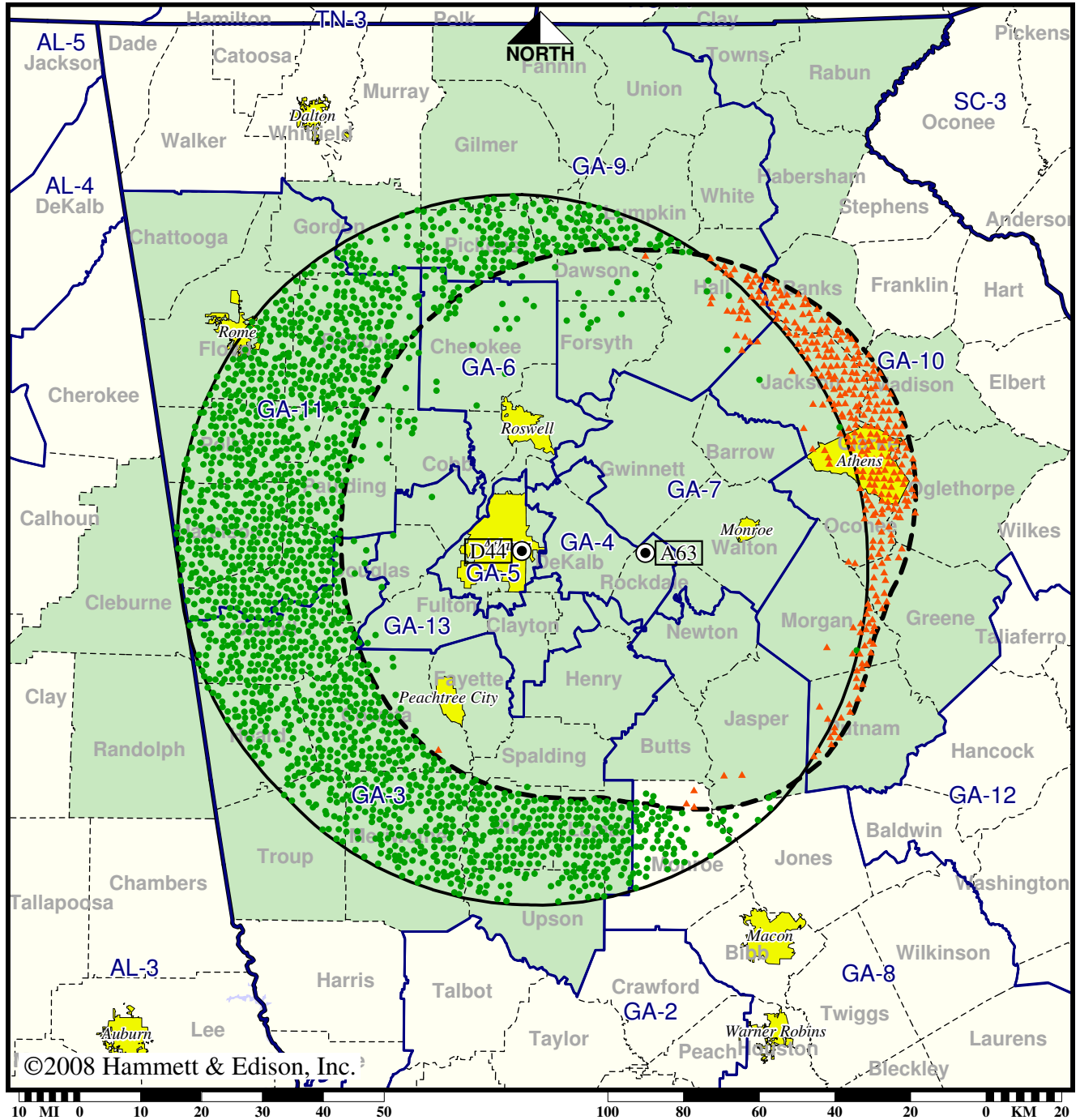
Analog Population Losing Service 98,143
Population Gaining Digital Service 348,177
Net Gain250,034

Station WHSG-TV • Analog Channel 63, DTV Channel 44 • Monroe, GA

Expected Change In Coverage: Licensed Operation

Licensed (solid): 700 kW ERP at 303 m HAAT
vs. Analog (dashed): 5000 kW ERP at 363 m HAAT

Market: Atlanta, GA



©2008 Hammett & Edison, Inc.

- Coverage gained after DTV transition
- (no symbol) No change in coverage
- ▲ Coverage lost after DTV transition

Atlanta, GA

WHSB-TV

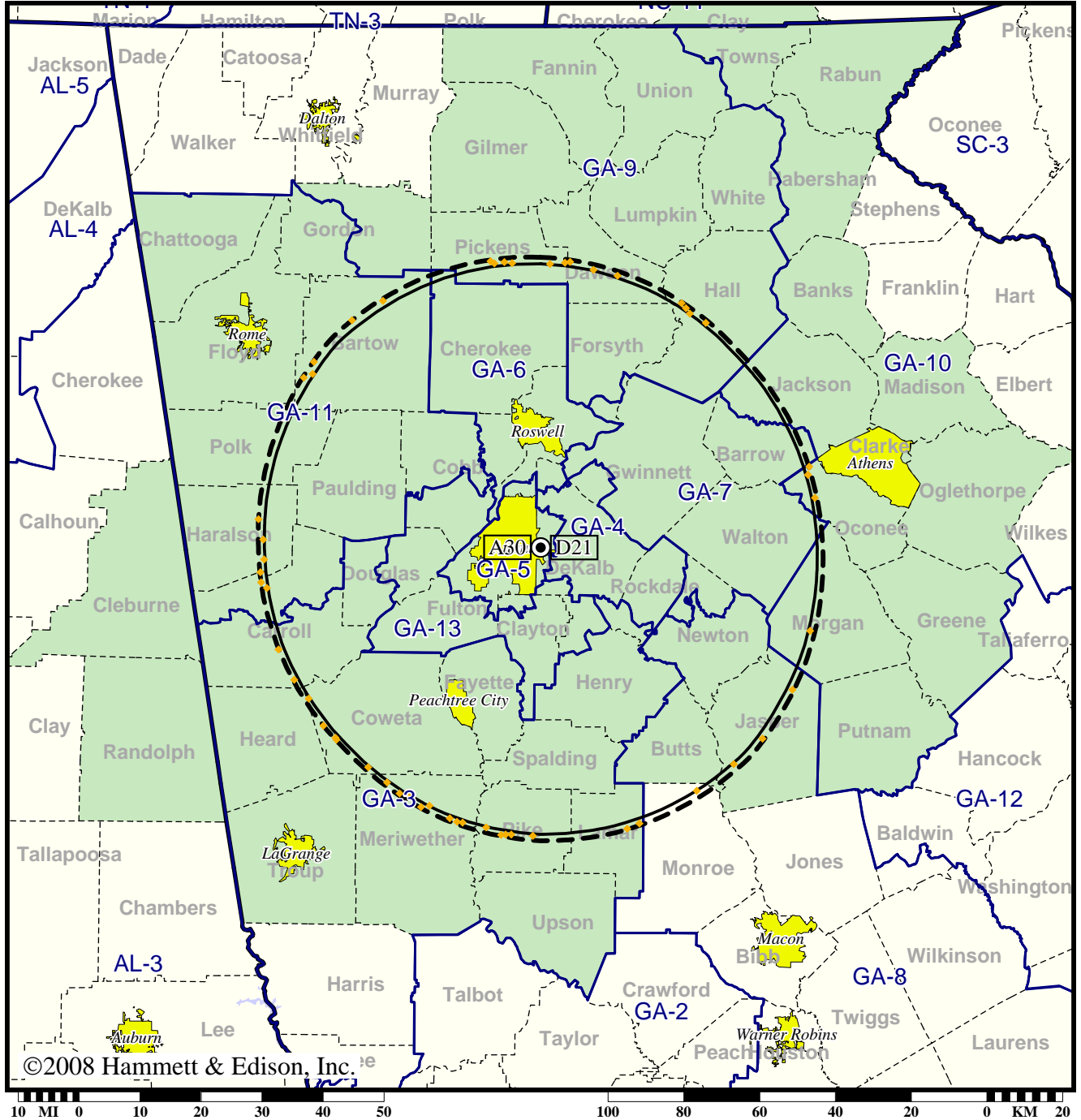
Population Receiving Analog Service	4,124,679
Population Receiving Digital Service.....	4,473,187
Analog Population Losing Service	119,896
Population Gaining Digital Service	468,404
Net Gain	348,508

TV Station WPBA • Analog Channel 30, DTV Channel 21 • Atlanta, GA

Expected Change In Coverage: Licensed Operation

Licensed (solid): 55.4 kW ERP at 266 m HAAT, Network: PBS
vs. Analog (dashed): 1380 kW ERP at 334 m HAAT, Network: PBS

Market: Atlanta, GA



©2008 Hammett & Edison, Inc.

- (no symbol) No change in coverage
- ◆ Coverage lost but still served by same network

Atlanta, GA

WPBA

Population Receiving Analog Service3,928,441
Population Receiving Digital Service.....3,714,443

The following statistics pertain only to the area outside
the analog service contour:

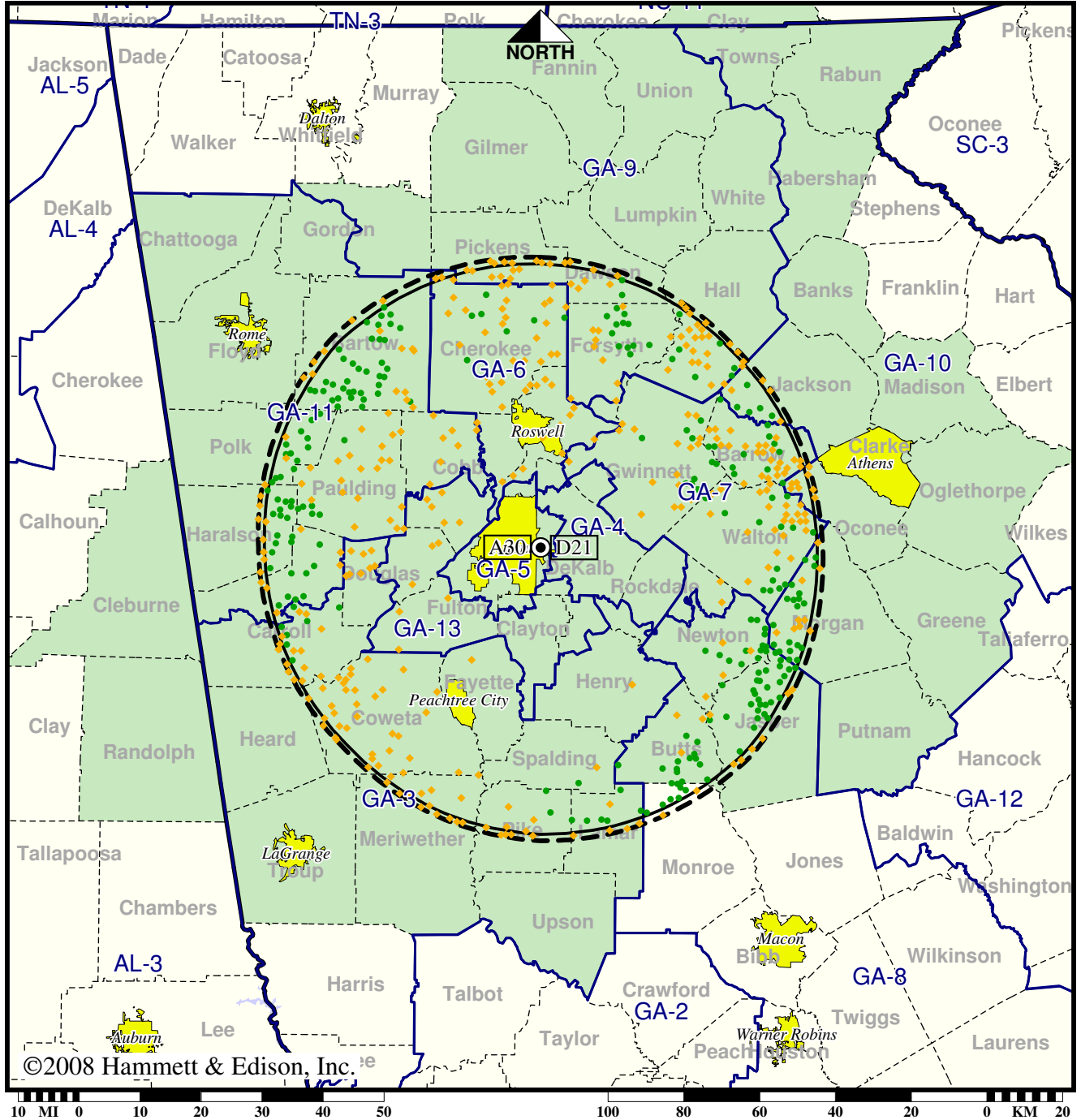
Analog Population Losing Service 11,524
Population Gaining Digital Service 0
Net Gain-11,524

TV Station WPBA • Analog Channel 30, DTV Channel 21 • Atlanta, GA

Expected Change In Coverage: Licensed Operation

Licensed (solid): 55.4 kW ERP at 266 m HAAT, Network: PBS
vs. Analog (dashed): 1380 kW ERP at 334 m HAAT, Network: PBS

Market: Atlanta, GA



©2008 Hammett & Edison, Inc.

- Coverage gained after DTV transition
- (no symbol) No change in coverage
- ◆ Coverage lost but still served by same network

Atlanta, GA

WPBA

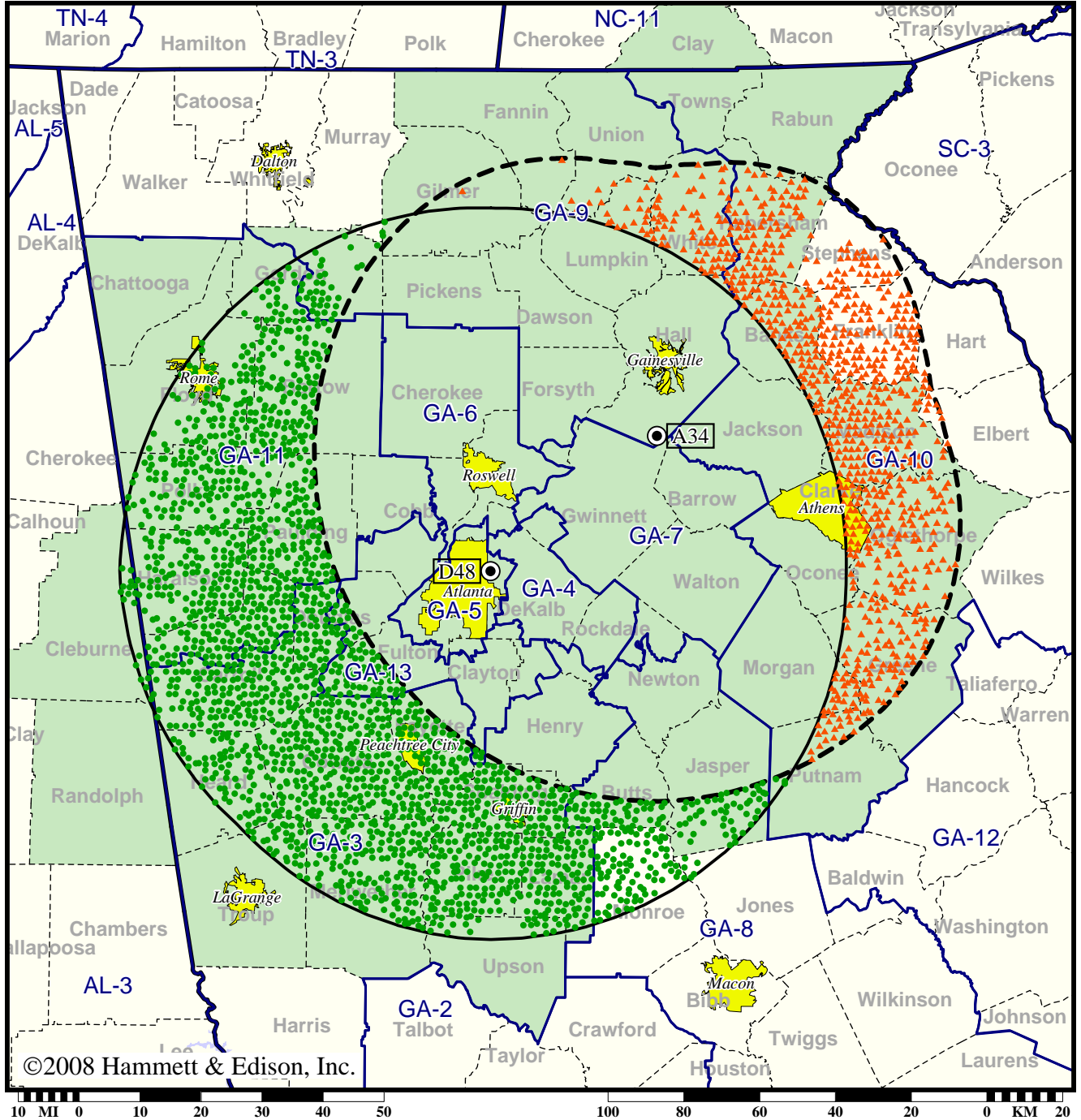
Population Receiving Analog Service	3,928,441
Population Receiving Digital Service.....	3,714,443
Analog Population Losing Service	308,391
Population Gaining Digital Service	94,393
Net Gain	-213,998

Station WUVG-TV • Analog Channel 34, DTV Channel 48 • Athens, GA

Expected Change In Coverage: Licensed Operation

Licensed (solid): 1000 kW ERP at 310 m HAAT
vs. Analog (dashed): 5000 kW ERP at 440 m HAAT

Market: Atlanta, GA



©2008 Hammett & Edison, Inc.

- Coverage gained after DTV transition
- (no symbol) No change in coverage
- ▲ Coverage lost after DTV transition

Atlanta, GA

WUVG-TV

Population Receiving Analog Service3,723,789
Population Receiving Digital Service.....4,623,779

The following statistics pertain only to the area outside
the analog service contour:

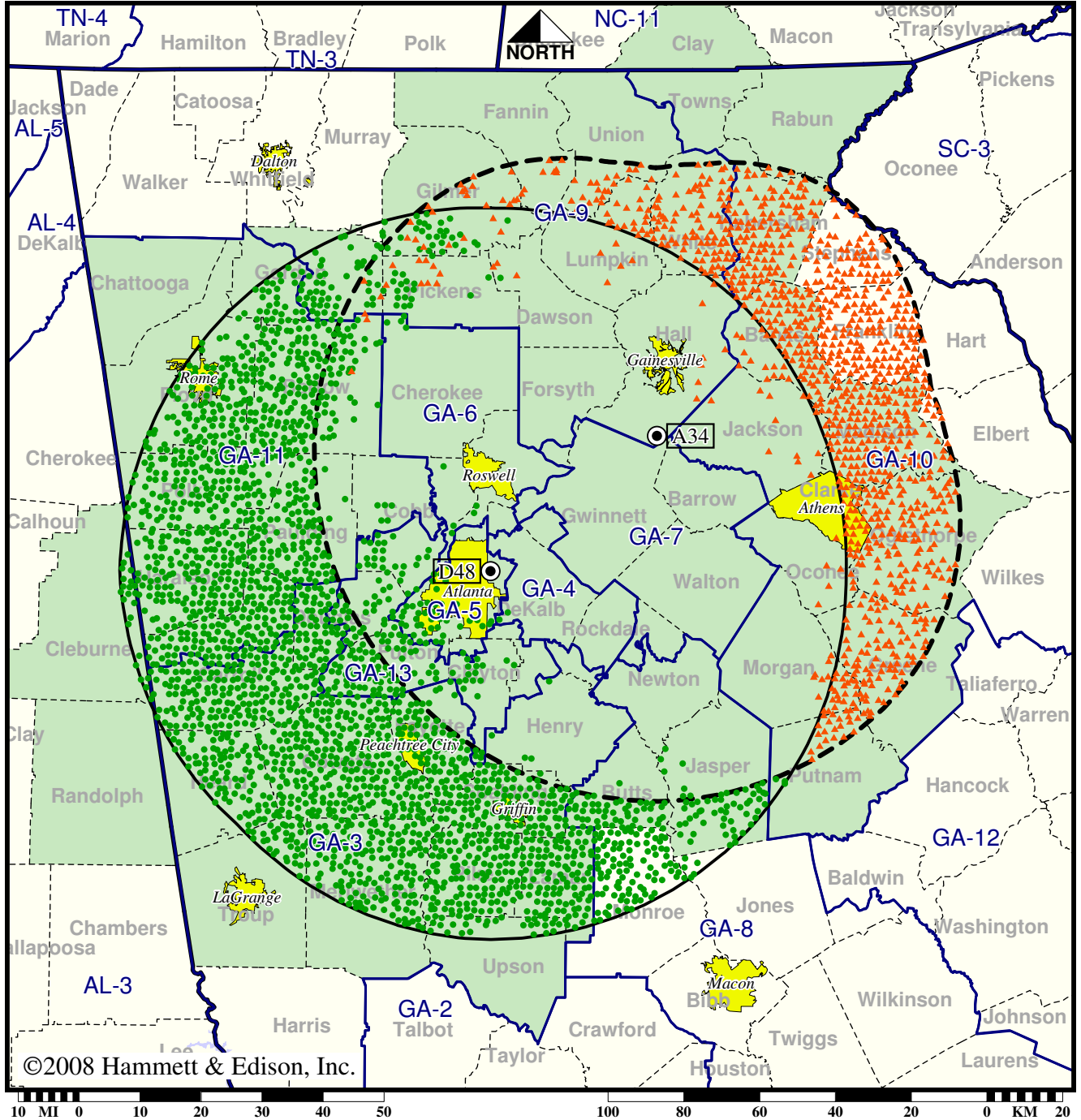
Analog Population Losing Service 130,042
Population Gaining Digital Service577,487
Net Gain447,445

Station WUVG-TV • Analog Channel 34, DTV Channel 48 • Athens, GA

Expected Change In Coverage: Licensed Operation

Licensed (solid): 1000 kW ERP at 310 m HAAT
vs. Analog (dashed): 5000 kW ERP at 440 m HAAT

Market: Atlanta, GA



©2008 Hammett & Edison, Inc.

- Coverage gained after DTV transition
- (no symbol) No change in coverage
- ▲ Coverage lost after DTV transition

Atlanta, GA

WUVG-TV

Population Receiving Analog Service	3,723,789
Population Receiving Digital Service.....	4,623,779
Analog Population Losing Service	166,871
Population Gaining Digital Service	1,066,861
Net Gain	899,990