

**Daily Direct Steer and Heifer Slaughter Cattle Summary**

**Wednesday, September 09, 2009**  
For Trade on Tuesday, September 08, 2009

<a href="#">LM_CT100</a>	<b>5-AREA</b>	<a href="#">LM_CT109</a>	
<b>Neg. Cash Volume:</b>	3,034	<b>Dressed Formula Vol:</b>	32,090
Live Steer Avg:	\$83.12	Steer/Heifer Avg:	\$134.00
Live Heifer Avg:	\$84.00	<b>Dressed Neg. Grid Vol:</b>	1,019
Dressed Steer Avg:	\$129.18	Steer/Heifer Avg:	\$129.14
Dressed Heifer Avg:	\$131.00	<b>TOTAL VOLUME:</b>	<b>36,143</b>
<a href="#">LM_CT106</a>	<b>TOTAL WK TO DATE VOLUME:</b>		<b>36,143</b>
<b>Committed:</b>	40,896	<b>Delivered:</b>	75,266

<a href="#">LM_CT125</a>	<b>TX-OK-NM</b>	<a href="#">LM_CT109</a>	
<b>Neg. Cash Volume:</b>	426	<b>Dressed Formula Vol:</b>	6,242
Live Steer Avg:	\$84.00	Steer/Heifer Avg:	\$132.85
Live Heifer Avg:	\$84.00	<b>Dressed Neg. Grid Vol:</b>	115
Dressed Steer Avg:	N/A	Steer/Heifer Avg:	\$127.95
Dressed Heifer Avg:	N/A	<b>TOTAL VOLUME:</b>	<b>6,783</b>
<a href="#">LM_CT106</a>	<b>TOTAL WK TO DATE VOLUME:</b>		<b>6,783</b>
<b>Committed:</b>	9,022	<b>Delivered:</b>	17,785

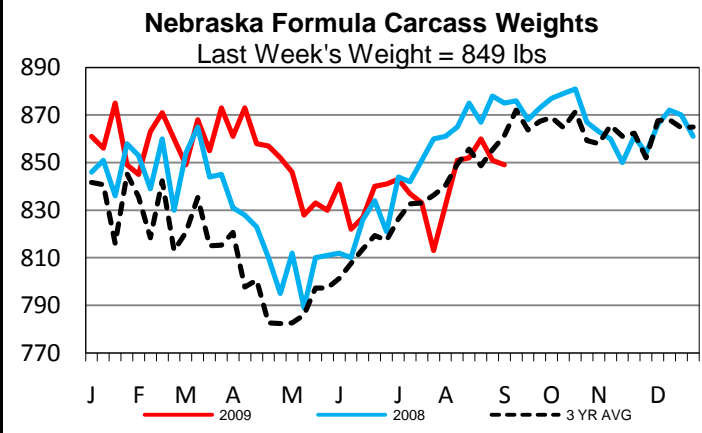
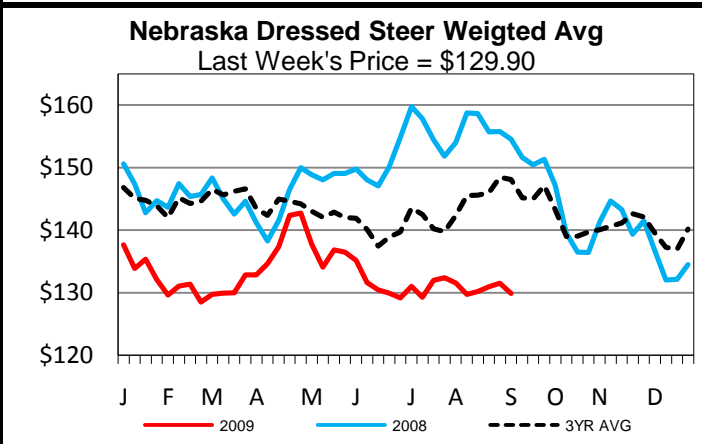
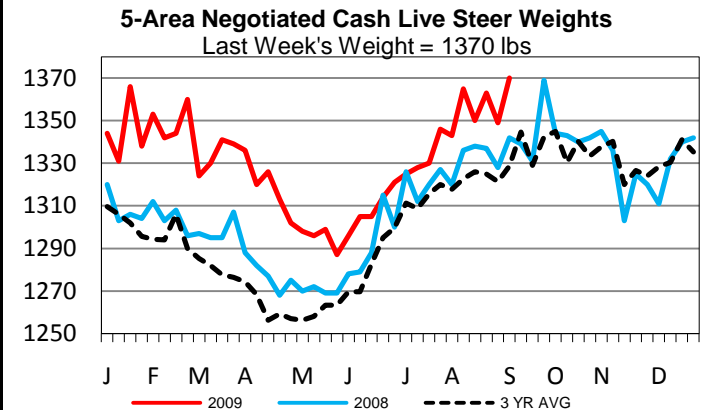
<a href="#">LM_CT126</a>	<b>KANSAS</b>	<a href="#">LM_CT109</a>	
<b>Neg. Cash Volume:</b>	0	<b>Dressed Formula Vol:</b>	15,298
Live Steer Avg:	N/A	Steer/Heifer Avg:	\$133.82
Live Heifer Avg:	N/A	<b>Dressed Neg. Grid Vol:</b>	0
Dressed Steer Avg:	N/A	Steer/Heifer Avg:	N/A
Dressed Heifer Avg:	N/A	<b>TOTAL VOLUME:</b>	<b>15,298</b>
<a href="#">LM_CT106</a>	<b>TOTAL WK TO DATE VOLUME:</b>		<b>15,298</b>
<b>Committed:</b>	10,505	<b>Delivered:</b>	16,227

<a href="#">LM_CT127</a>	<b>NEBRASKA</b>	<a href="#">LM_CT109</a>	
<b>Neg. Cash Volume:</b>	172	<b>Dressed Formula Vol:</b>	2,144
Live Steer Avg:	N/A	Steer/Heifer Avg:	\$134.29
Live Heifer Avg:	N/A	<b>Dressed Neg. Grid Vol:</b>	646
Dressed Steer Avg:	\$129.00	Steer/Heifer Avg:	\$128.52
Dressed Heifer Avg:	N/A	<b>TOTAL VOLUME:</b>	<b>2,962</b>
<a href="#">LM_CT106</a>	<b>TOTAL WK TO DATE VOLUME:</b>		<b>2,962</b>
<b>Committed:</b>	10,406	<b>Delivered:</b>	19,673

<a href="#">LM_CT128</a>	<b>COLORADO</b>	<a href="#">LM_CT109</a>	
<b>Neg. Cash Volume:</b>	805	<b>Dressed Formula Vol:</b>	7,678
Live Steer Avg:	N/A	Steer/Heifer Avg:	\$134.81
Live Heifer Avg:	N/A	<b>Dressed Neg. Grid Vol:</b>	0
Dressed Steer Avg:	N/A	Steer/Heifer Avg:	N/A
Dressed Heifer Avg:	N/A	<b>TOTAL VOLUME:</b>	<b>8,483</b>
<a href="#">LM_CT106</a>	<b>TOTAL WK TO DATE VOLUME:</b>		<b>8,483</b>
<b>Committed:</b>	3,912	<b>Delivered:</b>	7,394

<a href="#">LM_CT129</a>	<b>IA-MN</b>	<a href="#">LM_CT109</a>	
<b>Neg. Cash Volume:</b>	1,631	<b>Dressed Formula Vol:</b>	1,022
Live Steer Avg:	\$81.83	Steer/Heifer Avg:	\$138.40
Live Heifer Avg:	N/A	<b>Dressed Neg. Grid Vol:</b>	316
Dressed Steer Avg:	\$130.00	Steer/Heifer Avg:	\$132.01
Dressed Heifer Avg:	\$131.00	<b>TOTAL VOLUME:</b>	<b>2,969</b>
<b>Neg. Cash Volume:</b>	<b>TOTAL WK TO DATE VOLUME:</b>		<b>2,969</b>
<b>Committed:</b>	7,051	<b>Delivered:</b>	14,187

Trading was mostly inactive in the Southern Plains. Trading was slow in Nebraska and Iowa/MN with light demand. Trading was inactive in Colorado. Not enough sales in any region to establish an adequate market trend. Last week lives sales sold at 85.00 in the Southern Plains. Dressed sales in Nebraska sold at 130.00 and live sales sold at 84.00. Live sales sold at 84.50 in Colorado and dressed sales sold at 131.00. Live sales sold at 82.00 and dressed sales at 129.00 to 130.00 in Iowa/MN.



**USDA Livestock and Grain Market News**  
St. Joseph, Missouri  
Phone: 816-238-0678  
Email: [stjoe.lgmn@ams.usda.gov](mailto:stjoe.lgmn@ams.usda.gov)  
[www.ams.usda.gov/LSMarketNews](http://www.ams.usda.gov/LSMarketNews)