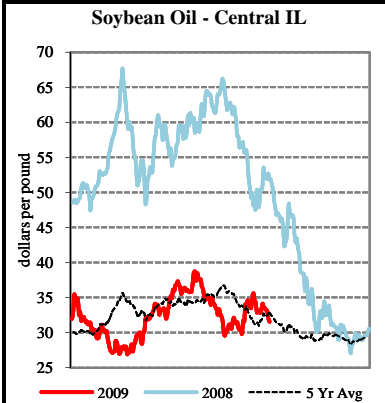
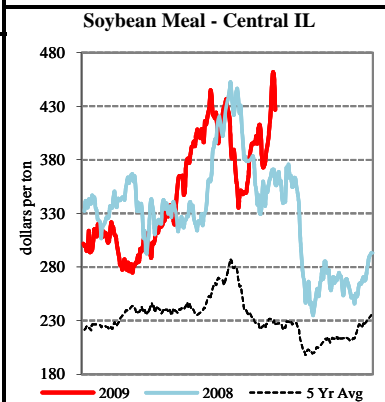


EXPORT	PRICE (\$/bu)	CHANGE (¢/bu)	BASIS (¢)	CHANGE
<u>Atlantic - JO_GR850</u>				
Soybeans	10.3900	-8.00	+110.50 X	UNCH
SRW	3.1900	-3.00	-137.25 Z	-0.25
<u>Chicago - GX_GR110</u>				
Corn	2.8475 - 2.9975	+6.25 to +2.25	-25.00 Z to -10.00 Z	+4.00 to UNCH
Soybeans	9.5750 - 9.5850	-8.00	+29.00 X to +30.00 X	UNCH
SRW	3.6225 - 3.6325	-2.75	-94.00 Z to -93.00 Z	UNCH
<u>Gulf - BG_GR110</u>				
Corn	3.6275 - 3.6475	+2.25 to +3.25	+53.00 Z to +55.00 Z	UNCH to +1.00
Soybeans	9.8850 - 9.9850	-18.00 to -38.00	+60.00 X to +70.00 X	-10.00 to -30.00
SRW	4.2625	+2.25 to -2.75	-30.00 Z	+5.00 to UNCH
12 HRW	5.1250 - 5.2250	-5.50	+40.00 Z to +50.00 Z	UNCH
<u>PNW - JO_GR110</u>				
SWW	4.50 - 4.70	-10.00 to -5.00	-6.00 Z to +14.00 Z	-7.00 to -2.00
Ord HRW	4.38 - 4.82	-5.00 to UNCH	-35.00 Z to +9.00 Z	UNCH to +5.00
<u>Toledo - GX_GR111</u>				
Corn	3.1875 - 3.2975	+2.25	+9.00 Z to +20.00 Z	UNCH
Soybeans	9.9550 - 9.9850	-11.00 to -48.00	+67.00 X to +70.00 X	-3.00 to -40.00
SRW	3.6325 - 3.6625	-5.75 to -2.75	-93.00 Z to -90.00 Z	-3.00 to UNCH

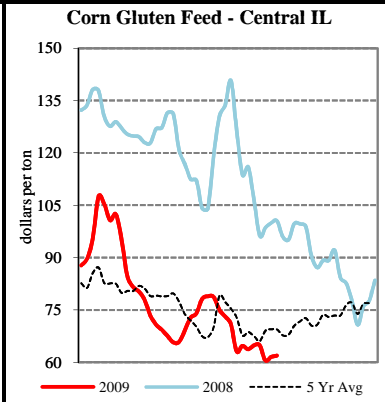
All prices are reported in dollars/bushel, except soybean and corn oil is in cents/lb. and soybean meal is in dollars/ton.



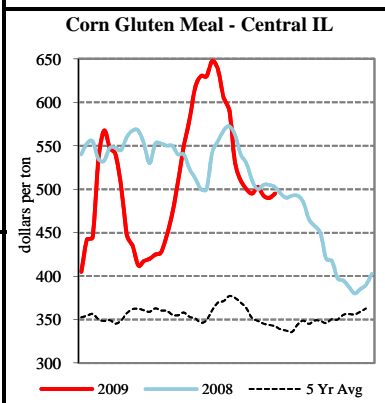
TERMINAL	PRICE (\$/bu)	CHANGE (¢/bu)	BASIS (¢)	CHANGE
<u>Kansas City - SJ_GR112</u>				
Corn	2.90 - 2.95	+2.00	-20.00 Z to -15.00 Z	UNCH
Soybeans	8.99 - 9.04	-8.00	-30.00 X to -25.00 X	UNCH
Ord HRW	4.17 - 4.18	-5.00	-56.00 Z to -55.00 Z	UNCH
<u>Minneapolis - MS_GR110</u>				
14 DNS/NS	5.7150 - 6.4650	+13.25 to -1.75	+85.00 Z to +160.00 Z	+15.00 to UNCH
Oats	1.8850 - 1.9850	-1.00	-15.00 Z to -5.00 Z	UNCH
<u>Omaha - WH_GR110</u>				
Corn	3.05 - 3.10	+2.00	-4.75 Z to +0.25 Z	-0.25
Soybeans	8.95 - 9.64	-8.00	-33.50 X to +35.50 X	UNCH
<u>Portland - JO_GR111</u>				
11.5 HRW	4.93 - 5.13	-5.00 to UNCH	+20.00 Z to +40.00 Z	UNCH to +5.00
14 DNS	5.77 - 5.82	+4.00 to -1.00	+90.00 Z to +95.00 Z	+5.00 to UNCH



RIVER	PRICE (\$/bu)	CHANGE (¢/bu)	BASIS (¢)	CHANGE
<u>So. Iowa, Mississippi River - MS_GR114</u>				
Corn	3.0075 - 3.0775	+4.25	-9.00 Z to -2.00 Z	+2.00
Soybeans	9.0650 - 9.7900	-7.00 to +22.50	-22.00 X to +50.50 X	+1.00 to +30.50
<u>St. Louis, Mississippi River - JC_GR110</u>				
Corn	3.1400 - 3.1500	+2.00	+4.25 Z to +5.25 Z	-0.25
Soybeans	9.1100 - 9.5200	-18.00 to -7.00	-17.50 X to +23.50 X	-10.00 to +1.00
SRW	2.5000	-3.00	-206.25 Z	-0.25
<u>Memphis, Mississippi River - LR_GR110</u>				
Corn	3.0075	+3.25	-9.00 Z	+1.00
Soybeans	9.3350 - 9.3850	-8.00 to -23.00	+5.00 X to +10.00 X	UNCH to -15.00
SRW	2.8625 - 3.0625	-1.75 to -2.75	-170.00 Z to -150.00 Z	+1.00 to UNCH
<u>Cincinnati, Ohio River - GX_GR114</u>				
Corn	2.9975 - 3.0575	+1.25 to +2.25	-10.00 Z to -4.00 Z	-1.00 to UNCH
Soybeans	9.6650 - 9.9850	-48.00 to -18.00	+38.00 X to +70.00 X	-40.00 to -10.00
SRW	3.3125 - 3.4625	-2.75	-125.00 Z to -110.00 Z	UNCH
<u>Mt. Vernon, Indiana, Ohio River - GX_GR114</u>				
Corn	3.0375 - 3.0975	+4.25 to +0.25	-6.00 Z to Opt Z	+2.00 to -2.00
Soybeans	9.6350 - 9.7450	-3.00 to -27.00	+35.00 X to +46.00 X	+5.00 to -19.00
SRW	2.8825 - 3.0825	-2.75 to +2.25	-168.00 Z to -148.00 Z	UNCH to +5.00
<u>No. Peoria, Illinois River - GX_GR112</u>				
Corn	3.0775 - 3.1175	+4.25 to -5.75	-2.00 Z to +2.00 Z	+2.00 to -8.00
Soybeans	9.9650 - 10.0050	-8.00 to -6.00	+68.00 X to +72.00 X	UNCH to +2.00



PROCESSOR	PRICE	CHANGE	BASIS	CHANGE
<u>Central IL</u>				
Corn	3.0975 - 3.1975	+2.25	Opt Z to +10.00 Z	UNCH
Soybeans	10.2850 - 10.7850	-8.00	+100.00 X to +150.00 X	UNCH
Crude SB Oil	29.98 - 31.23	-0.75 to -0.50	-375.00 U to -250.00 U	-25.00 to UNCH
48 SB Meal	411.80 - 418.80	+5.30	+63.00 U to +70.00 U	UNCH
Crude Corn Oil	36.00 - 37.00	UNCH	N/A	N/A



FUTURES	PRICE	CHANGE	PRICE	CHANGE
CME Group				
Corn	U Sep 09 3.0550	+2.75	Z Dec 09 3.0975	+2.25
Soybeans	U Sep 09 9.6150	-7.50	X Nov 09 9.2850	-8.00
Wheat (SRW)	U Sep 09 4.2900	-2.50	Z Dec 09 4.5625	-2.75
Oats	U Sep 09 1.9150	+191.50	Z Dec 09 2.0350	-1.50
MGEX	U Sep 09 4.7400	+2.50	Z Dec 09 4.8650	-1.75
KCBOT	U Sep 09 4.6050	-4.50	Z Dec 09 4.7250	-5.50

USDA Livestock & Grain Market News
 210 Walnut Street, Room 767
 Des Moines, Iowa 50309
 Phone: 515-284-4460
 Email: desm.lgmn@usda.gov
www.ams.usda.gov/LSMarketNews