



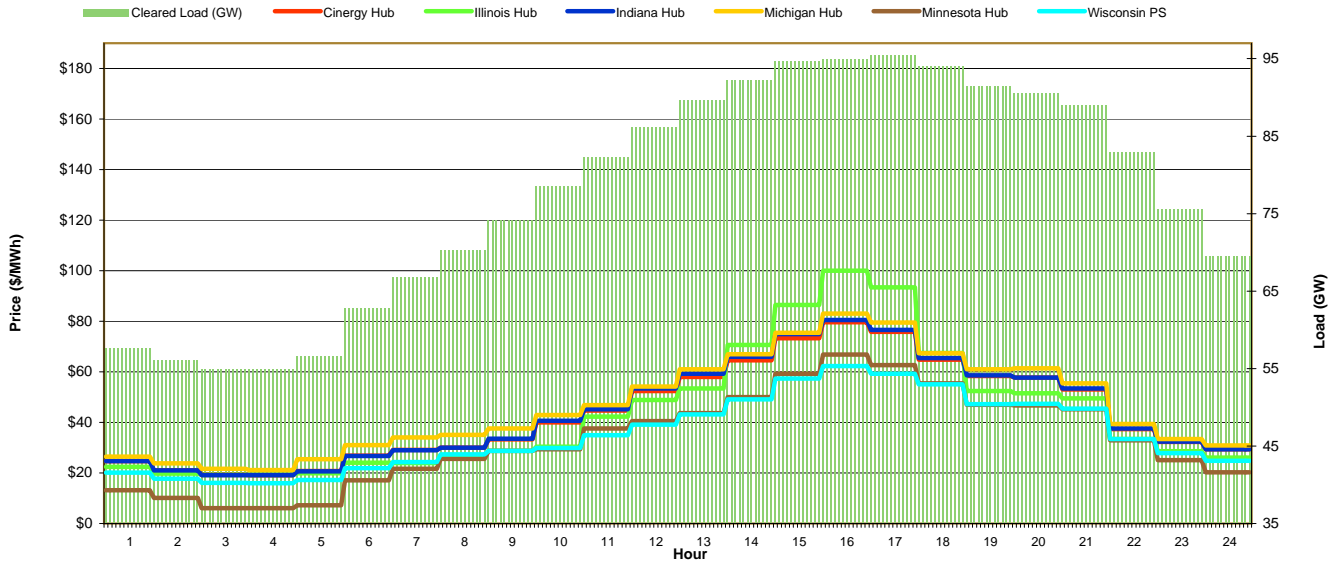
MISO Daily Report

Thursday September 1, 2011

Price	<=0	>=100	>=200
Forecast Error %	0-4.9%	5-9.9%	>=10%

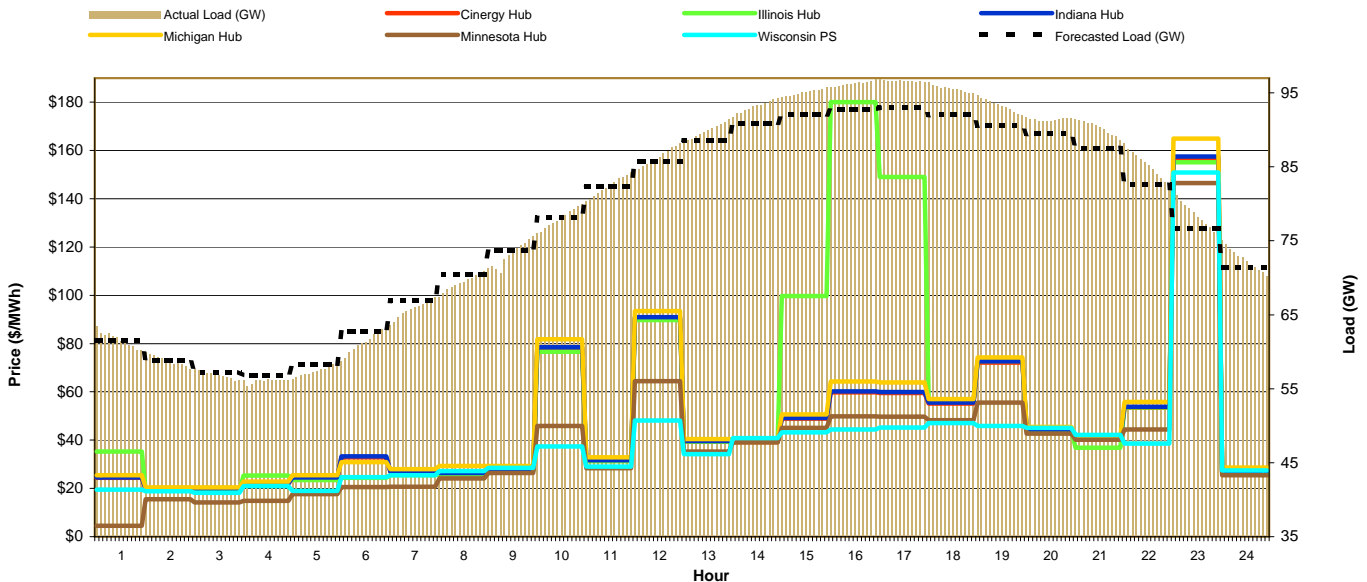
Day-Ahead Prices and Cleared Load

Hour Ending:																									Avg. Hr \$	
	1	2	3	4	5	6	7	8	9	10	11	12	13	14	15	16	17	18	19	20	21	22	23	24	All	On Pk
Cinergy Hub	24.69	21.06	19.24	19.16	20.73	26.78	29.06	29.94	33.33	40.01	44.73	52.42	57.92	64.61	73.35	79.66	75.86	64.84	58.37	57.75	53.03	37.34	32.24	29.36	43.56	53.46
Illinois Hub	22.38	19.75	19.26	19.26	19.90	24.05	23.90	27.04	28.74	30.41	42.26	48.87	53.37	70.68	86.42	100.00	93.48	67.44	52.41	51.48	49.44	33.38	28.57	26.08	43.27	54.00
Indiana Hub	24.63	20.96	19.15	19.06	20.58	26.65	29.04	30.02	33.58	40.62	45.24	53.46	59.24	65.99	74.91	80.54	76.53	65.44	58.62	57.75	53.39	37.59	32.35	29.42	43.95	54.08
Michigan Hub	26.45	23.75	21.64	21.14	25.41	31.00	34.05	35.02	37.60	42.89	46.89	54.15	61.02	66.92	75.45	83.08	79.46	67.31	61.05	61.43	55.46	39.35	33.36	30.83	46.45	56.28
Minnesota Hub	13.17	10.13	6.09	6.03	7.16	17.03	21.70	25.60	28.68	29.34	37.61	40.54	43.67	50.06	59.24	66.89	62.63	55.38	46.90	46.66	45.20	32.88	25.04	20.21	33.24	43.52
Wisconsin PS	20.12	17.67	16.09	15.95	17.22	21.91	24.25	27.28	28.68	29.92	34.88	39.18	43.19	49.10	57.29	62.30	59.21	55.08	47.19	47.30	45.46	33.47	27.87	24.76	35.22	42.96
Cleared Load (GW)	57.6	56.2	55.0	54.9	56.7	62.8	66.8	70.3	74.3	78.6	82.3	86.2	89.7	92.3	94.7	95.0	95.5	94.1	91.4	90.6	89.0	83.0	75.6	7.0		



Preliminary Real-Time Prices with Forecasted and Actual System Load

Hour Ending:																									Avg. Hr \$	
	1	2	3	4	5	6	7	8	9	10	11	12	13	14	15	16	17	18	19	20	21	22	23	24	All	On Pk
Cinergy Hub	24.36	19.66	19.86	21.96	24.40	32.84	26.78	25.83	27.30	77.97	31.48	90.29	39.35	39.08	48.90	59.80	59.49	55.13	72.17	44.09	40.35	53.49	156.34	26.96	46.58	57.57
Illinois Hub	35.26	19.16	18.99	25.28	23.41	24.38	25.51	25.92	27.23	76.68	31.25	89.82	39.40	39.31	99.77	180.02	149.03	55.96	72.82	44.30	36.86	53.63	155.07	26.57	57.32	73.57
Indiana Hub	24.52	19.78	19.96	22.07	24.53	33.23	26.95	26.41	27.69	78.48	31.71	90.91	39.63	39.35	49.25	60.24	59.95	55.56	72.64	44.38	40.63	53.87	157.57	27.17	46.94	58.02
Michigan Hub	25.49	20.45	20.47	22.76	25.40	30.95	27.94	29.33	29.35	81.80	32.85	93.46	40.50	40.22	50.62	64.28	63.96	57.01	74.31	45.48	41.68	55.80	164.91	28.59	48.65	60.35
Minnesota Hub	4.53	15.57	14.24	14.91	17.69	20.55	20.65	24.12	26.44	45.86	28.38	64.45	35.29	39.17	45.06	49.84	49.75	48.21	55.59	42.74	40.15	44.36	146.46	25.46	38.31	49.12
Wisconsin PS	19.46	18.78	18.14	20.95	18.90	24.65	25.42	27.23	28.51	37.41	28.99	48.18	34.27	40.80	43.23	44.37	45.26	47.06	45.84	45.03	42.16	38.60	150.84	27.47	38.40	46.73
Forecasted Load (GW)	61.5	58.9	57.2	56.7	58.2	62.8	66.9	70.5	73.6	78.1	82.3	85.7	88.5	90.8	92.0	92.8	93.0	92.0	90.5	89.5	87.5	82.6	76.6	71.4		
Forecast Error %	0.2%	-0.1%	-0.7%	-1.2%	-1.6%	-2.5%	-1.8%	-1.7%	-0.7%	0.1%	0.6%	1.5%	2.5%	3.2%	3.6%	3.7%	3.7%	3.0%	2.1%	3.0%	3.1%	3.2%	2.6%	1.5%		





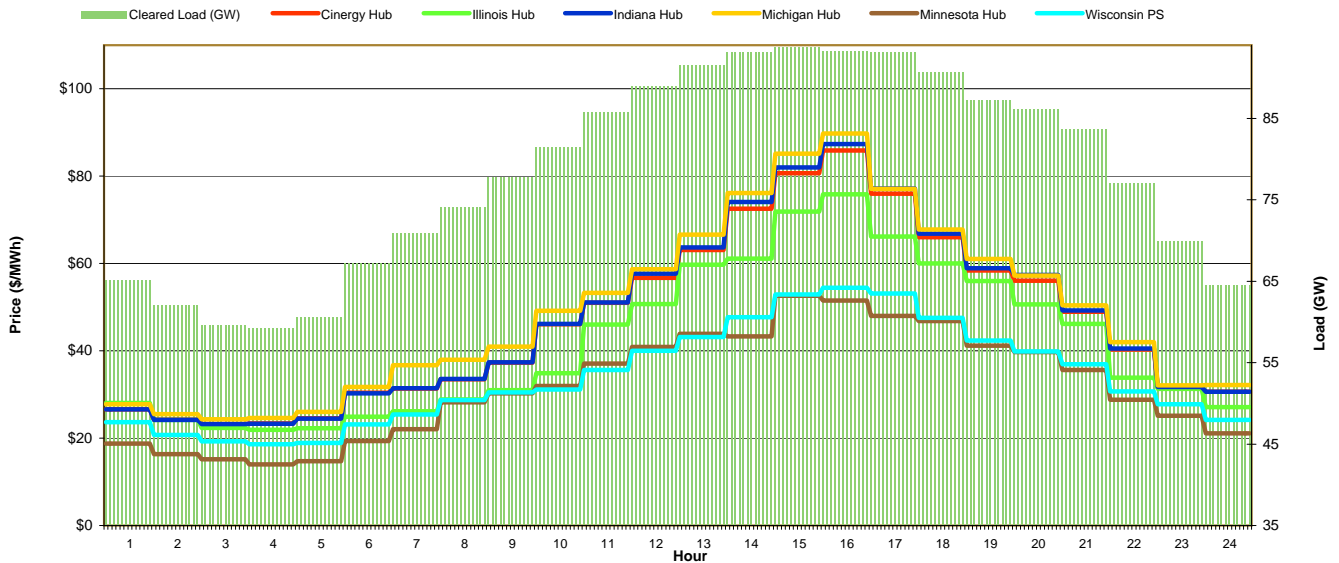
MISO Daily Report

Friday September 2, 2011

Price	<=0	>=100	>=200
Forecast Error %	0-4.9%	5-9.9%	>=10%

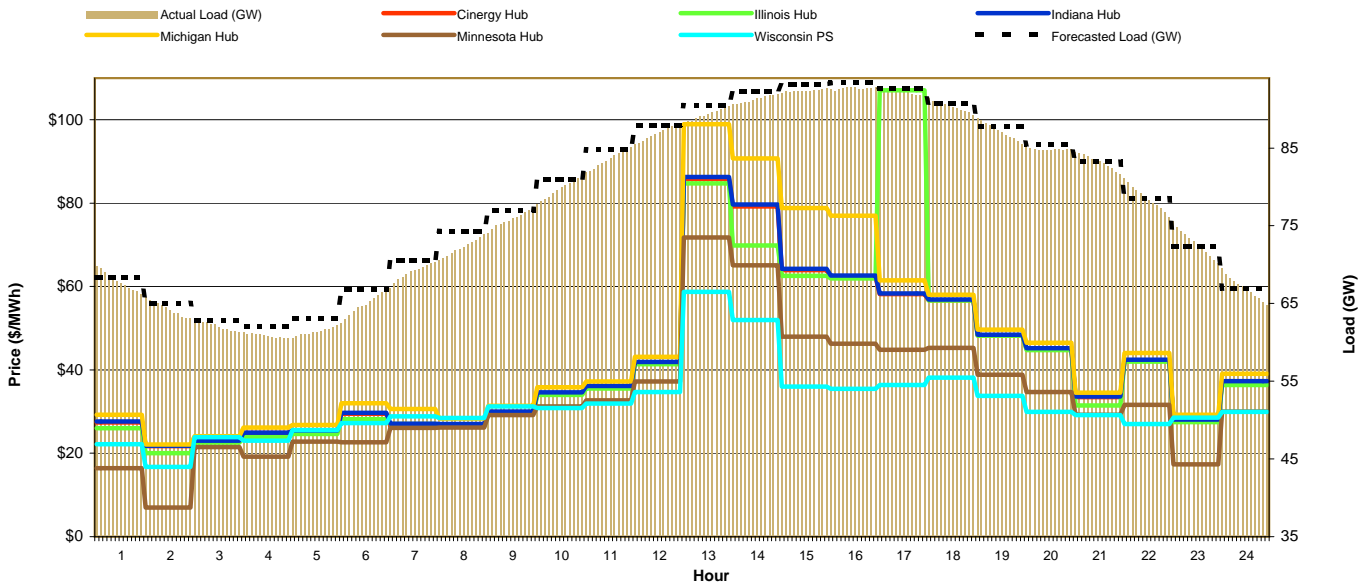
Day-Ahead Prices and Cleared Load

Hour Ending:																									Avg. Hr \$	
	1	2	3	4	5	6	7	8	9	10	11	12	13	14	15	16	17	18	19	20	21	22	23	24	All	On Pk
Cinergy Hub	26.61	24.25	23.26	23.39	24.57	30.38	31.38	33.48	37.33	46.09	51.04	56.69	63.10	72.53	80.67	85.92	75.98	66.02	58.41	56.08	48.95	40.27	31.49	30.60	46.60	56.50
Illinois Hub	28.08	24.19	22.35	21.92	22.26	24.91	26.13	28.87	31.02	34.88	46.02	50.71	59.74	61.15	71.91	75.84	66.17	60.00	55.97	50.66	46.18	33.88	31.30	27.13	41.72	50.27
Indiana Hub	26.59	24.17	23.22	23.32	24.47	30.24	31.41	33.60	37.40	46.16	51.07	57.65	63.69	74.12	82.01	87.32	77.20	66.87	58.94	57.41	49.23	40.54	31.70	30.63	47.04	57.18
Michigan Hub	27.75	25.49	24.34	24.61	26.05	31.76	36.69	37.97	40.93	49.18	53.31	58.72	66.64	76.16	85.16	89.77	77.09	67.76	61.06	57.20	50.44	42.00	32.08	32.16	48.93	59.09
Minnesota Hub	18.75	16.34	15.15	14.00	14.72	19.33	22.08	28.19	30.28	31.92	37.10	40.90	43.93	43.29	52.61	51.50	48.01	46.84	41.19	39.74	35.60	28.80	25.17	21.14	31.94	39.07
Wisconsin PS	23.71	20.72	19.30	18.61	18.88	23.18	25.42	28.74	30.52	31.16	35.64	40.01	43.14	47.69	52.94	54.43	53.15	47.56	42.39	39.90	36.91	30.69	27.75	24.22	34.03	40.16
Cleared Load (GW)	65.2	62.1	59.6	59.2	60.7	67.2	70.9	74.1	77.8	81.5	85.8	89.0	91.5	93.2	93.7	93.3	93.1	90.7	87.2	86.2	83.7	77.0	70.0	6.5		



Preliminary Real-Time Prices with Forecasted and Actual System Load

Hour Ending:																									Avg. Hr \$	
	1	2	3	4	5	6	7	8	9	10	11	12	13	14	15	16	17	18	19	20	21	22	23	24	All	On Pk
Cinergy Hub	27.43	21.70	22.93	24.84	25.38	29.50	26.43	26.91	29.86	34.42	35.92	41.73	85.79	79.25	63.97	62.35	58.16	56.70	48.29	45.03	33.45	42.26	27.89	37.13	41.14	48.25
Illinois Hub	25.99	20.00	22.57	23.87	24.64	28.18	26.99	26.39	29.37	33.97	35.53	41.38	84.72	69.88	62.54	61.96	107.06	56.67	48.22	44.77	31.48	41.96	27.51	36.41	42.17	50.21
Indiana Hub	27.62	21.80	23.05	24.96	25.51	29.68	27.09	27.02	29.98	34.60	36.12	41.93	86.27	79.69	64.25	62.60	58.37	56.86	48.43	45.22	33.60	42.46	28.06	37.34	41.35	48.47
Michigan Hub	29.26	22.08	24.12	26.20	26.77	32.04	30.59	28.32	31.40	35.87	37.25	43.12	98.93	90.72	78.85	76.96	61.46	58.07	49.70	46.48	34.56	44.04	29.27	39.09	44.80	52.81
Minnesota Hub	16.41	6.96	21.49	19.22	22.77	22.61	26.10	26.21	29.18	31.22	32.67	37.20	71.78	65.08	47.97	46.27	44.83	45.32	38.84	34.66	29.26	31.66	17.33	29.99	33.13	39.34
Wisconsin PS	22.20	16.76	23.85	23.06	25.53	27.26	28.88	28.50	31.21	30.85	31.97	34.72	58.70	51.98	36.02	35.46	36.38	38.17	33.77	29.92	29.16	27.04	28.55	29.92	31.66	35.15
Forecasted Load (GW)	68.3	65.1	62.9	62.0	63.0	66.8	70.5	74.3	77.0	80.9	84.8	88.0	90.5	92.3	93.2	93.4	92.7	90.7	87.8	85.5	83.2	78.5	72.4	66.9		
Forecast Error %	-0.7%	-1.1%	-1.3%	-1.9%	-2.8%	-3.1%	-2.2%	-3.0%	-1.6%	-1.6%	-1.2%	-1.3%	-1.2%	-0.9%	-0.8%	-0.4%	-0.4%	-0.4%	-0.6%	-0.8%	0.0%	0.1%	0.6%	0.1%		





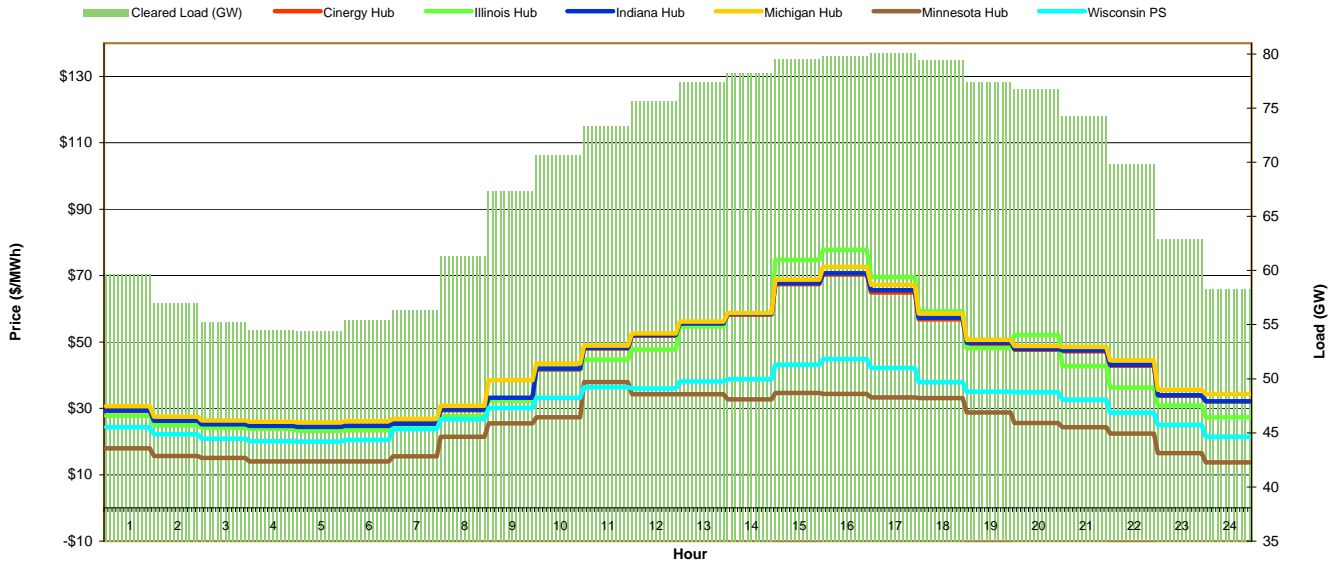
MISO Daily Report

Saturday September 3, 2011

Price	<=0	>=100	>=200
Forecast Error %	0-4.9%	5-9.9%	>=10%

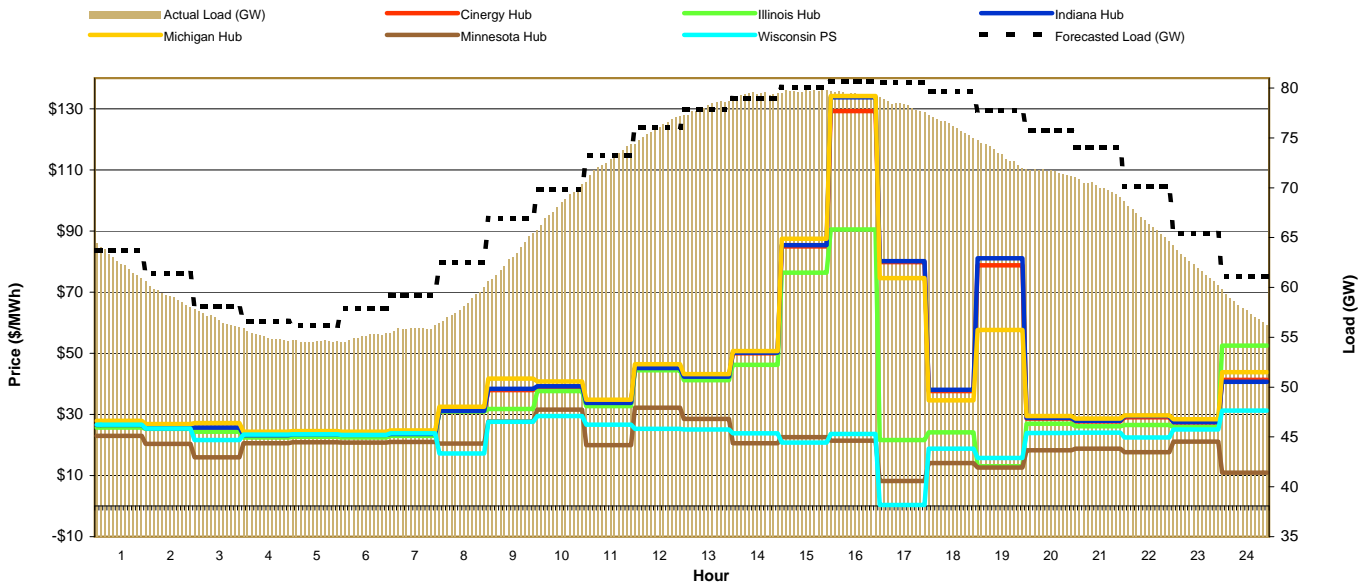
Day-Ahead Prices and Cleared Load

Hour Ending:																									Avg. Hr \$	
	1	2	3	4	5	6	7	8	9	10	11	12	13	14	15	16	17	18	19	20	21	22	23	24	All	On Pk
Cinergy Hub	29.28	26.23	25.13	24.71	24.42	24.75	25.34	29.44	32.91	41.68	48.08	51.92	55.36	58.25	67.38	70.29	64.93	56.80	49.43	47.65	47.19	42.86	33.81	32.09	42.08	49.87
Illinois Hub	27.82	24.89	24.09	23.85	23.29	23.48	24.07	27.64	32.35	41.88	44.68	47.71	54.65	58.53	74.69	77.72	69.56	59.22	48.11	52.11	42.73	36.23	30.86	27.29	41.56	49.92
Indiana Hub	29.33	26.27	25.17	24.75	24.43	24.75	25.41	29.64	33.15	41.95	48.27	52.11	55.56	58.43	67.69	70.73	65.54	57.29	49.79	47.93	47.46	43.12	33.98	32.15	42.29	50.17
Michigan Hub	30.66	27.50	26.38	25.96	25.80	26.17	26.78	30.79	38.46	43.51	48.91	52.57	56.10	58.73	68.77	72.65	67.24	58.53	50.64	48.79	48.47	44.44	35.55	34.30	43.65	51.51
Minnesota Hub	17.93	15.63	15.07	14.05	14.02	14.02	15.56	21.38	25.44	27.27	37.90	34.26	34.20	32.66	34.66	34.38	33.25	33.13	28.75	25.55	24.28	22.39	16.52	13.68	24.42	29.13
Wisconsin PS	24.35	22.18	20.82	20.06	20.02	20.47	23.79	26.71	30.14	33.15	36.36	35.95	38.13	38.77	43.10	44.90	42.17	37.87	35.06	34.85	32.59	28.64	24.99	21.40	30.68	35.21
Cleared Load (GW)	59.7	57.0	55.3	54.5	54.4	55.4	56.3	61.3	67.3	70.7	73.4	75.6	77.4	78.3	79.5	79.8	80.1	79.5	77.4	76.8	74.3	69.8	62.9	5.8		



Preliminary Real-Time Prices with Forecasted and Actual System Load

Hour Ending:																									Avg. Hr \$	
	1	2	3	4	5	6	7	8	9	10	11	12	13	14	15	16	17	18	19	20	21	22	23	24	All	On Pk
Cinergy Hub	26.32	25.36	25.59	23.10	23.35	23.12	23.52	31.04	37.97	38.97	33.60	44.96	42.06	49.98	84.89	129.20	79.80	37.59	78.78	28.64	27.67	29.08	27.32	41.26	42.22	50.10
Illinois Hub	25.66	25.28	24.31	22.49	22.68	22.46	22.99	30.94	31.81	37.59	32.71	44.39	41.14	46.23	76.32	90.44	21.58	24.17	13.04	26.93	26.12	26.55	25.81	52.44	33.92	37.24
Indiana Hub	26.49	25.51	25.74	23.23	23.48	23.25	23.64	31.18	38.32	39.15	33.77	45.21	42.29	50.22	85.31	133.73	80.12	38.03	81.12	28.83	27.89	29.46	27.51	40.69	42.67	50.76
Michigan Hub	27.88	26.80	27.13	24.32	24.57	24.35	24.72	32.53	41.70	40.80	34.85	46.43	43.21	50.72	87.42	134.16	74.59	34.57	57.59	29.48	28.61	29.68	28.44	43.84	42.43	49.67
Minnesota Hub	23.01	20.39	15.97	20.59	20.88	20.76	21.02	20.46	27.71	31.58	19.97	32.18	28.49	20.61	22.57	21.36	8.18	14.04	12.56	18.28	18.82	17.65	21.08	10.92	20.38	20.97
Wisconsin PS	26.68	25.39	21.65	23.34	23.54	23.31	23.78	17.18	27.59	29.47	26.66	25.23	25.11	23.80	20.83	23.63	0.37	18.81	15.78	23.94	24.04	22.46	25.09	31.20	22.87	21.87
Forecasted Load (GW)	63.7	61.4	58.1	56.6	56.2	57.9	59.2	62.5	66.9	69.9	73.2	76.1	77.9	79.0	80.1	80.7	80.6	79.6	77.8	75.7	74.1	70.2	65.4	61.1		
Forecast Error %	-1.8%	-3.8%	-2.3%	-2.8%	-2.9%	-5.2%	-6.1%	-7.7%	-6.5%	-2.5%	-0.8%	-0.3%	0.2%	0.5%	-0.5%	-1.6%	-2.9%	-4.5%	-5.8%	-5.7%	-5.4%	-5.3%	-5.6%			





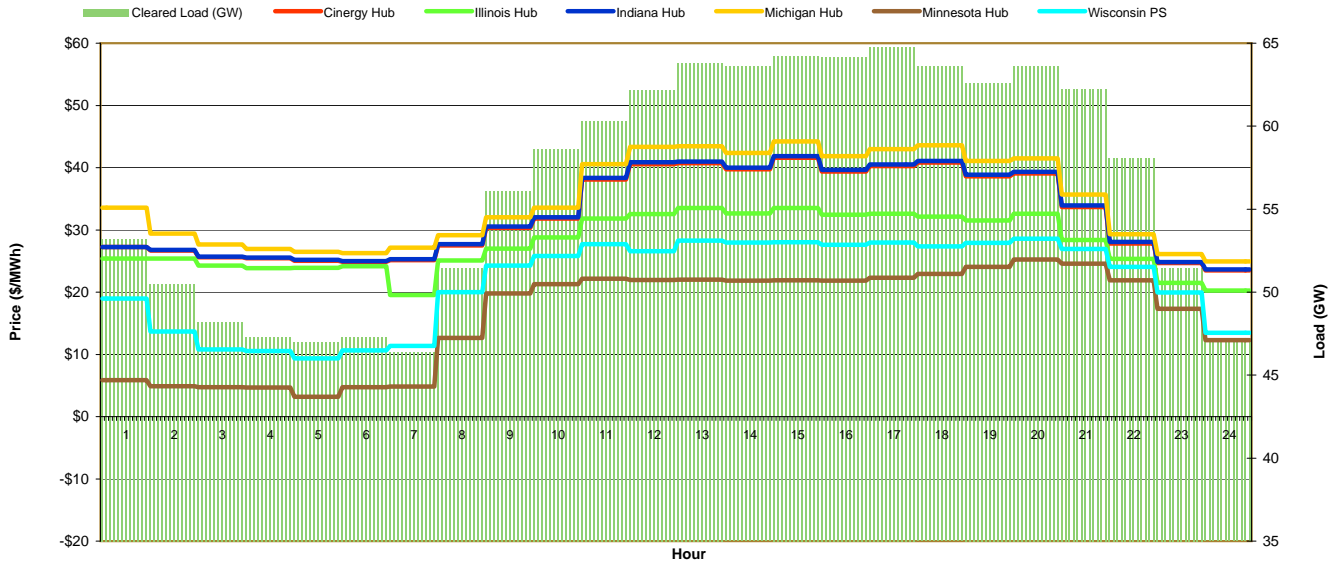
MISO Daily Report

Sunday September 4, 2011

Price	<=0	>=100	>=200
Forecast Error %	0-4.9%	5-9.9%	>=10%

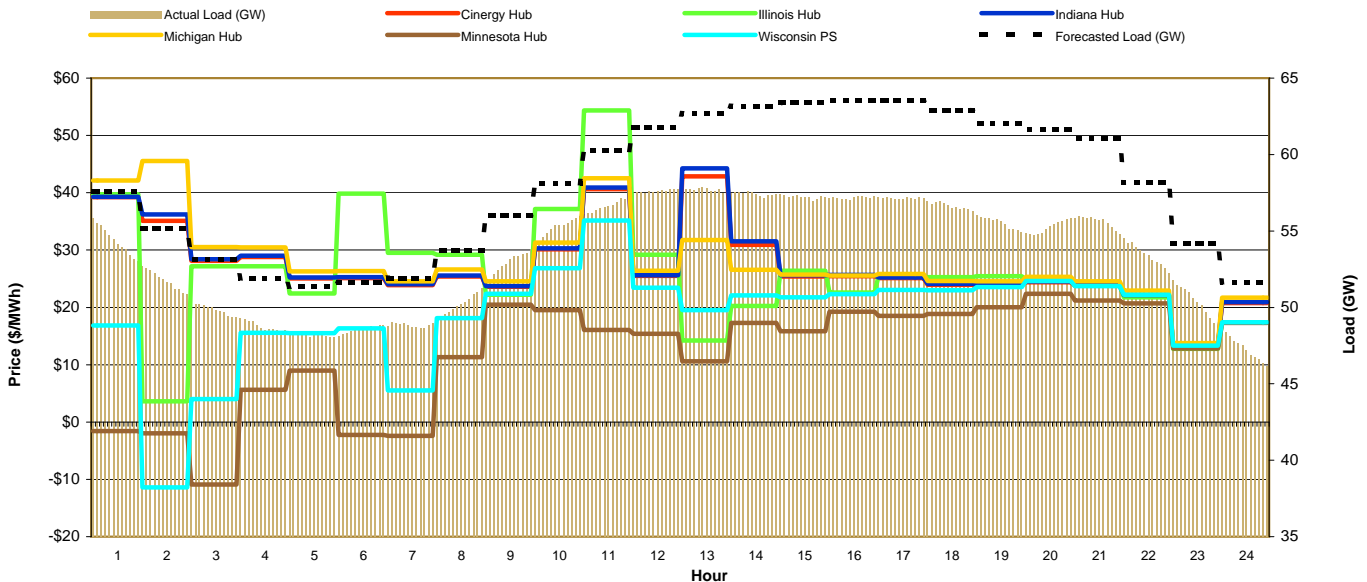
Day-Ahead Prices and Cleared Load

Hour Ending:																									Avg. Hr \$	
	1	2	3	4	5	6	7	8	9	10	11	12	13	14	15	16	17	18	19	20	21	22	23	24	All	On Pk
Cinergy Hub	27.23	26.69	25.59	25.43	25.05	24.86	25.15	27.53	30.31	31.80	38.12	40.59	40.72	39.73	41.57	39.39	40.25	40.80	38.60	39.05	33.66	27.81	24.69	23.51	32.42	35.91
Illinois Hub	25.41	25.41	24.25	23.87	23.92	24.18	19.54	25.08	27.01	28.77	31.85	32.57	33.50	32.67	33.53	32.45	32.58	32.11	31.50	32.58	28.40	25.35	21.49	20.27	27.85	30.09
Indiana Hub	27.23	26.78	25.70	25.56	25.18	24.99	25.29	27.72	30.52	32.02	38.38	40.87	41.00	40.00	41.86	39.66	40.53	41.08	38.87	39.31	33.93	28.08	24.82	23.63	32.63	36.17
Michigan Hub	33.57	29.39	27.66	26.94	26.50	26.28	27.17	29.17	32.03	33.56	40.58	43.33	43.43	42.36	44.23	41.84	42.97	43.62	41.10	41.47	35.70	29.31	26.13	24.92	34.72	38.18
Minnesota Hub	5.88	4.86	4.74	4.70	3.17	4.71	4.84	12.66	19.77	21.26	22.15	21.96	21.98	21.86	21.91	21.87	22.32	22.94	24.08	25.26	24.56	21.90	17.31	12.27	16.21	21.49
Wisconsin PS	18.96	13.66	10.82	10.56	9.37	10.65	11.35	20.03	24.29	25.80	27.71	26.57	28.26	27.96	28.04	27.63	27.99	27.35	27.90	28.60	26.95	24.06	19.96	13.46	21.58	26.19
Cleared Load (GW)	53.2	50.5	48.2	47.3	47.0	47.3	46.4	51.5	56.1	58.6	60.3	62.2	63.8	63.6	64.2	64.2	64.8	63.6	62.6	63.7	62.2	58.1	51.4	4.7		



Preliminary Real-Time Prices with Forecasted and Actual System Load

Hour Ending:																									Avg. Hr \$	
	1	2	3	4	5	6	7	8	9	10	11	12	13	14	15	16	17	18	19	20	21	22	23	24	All	On Pk
Cinergy Hub	39.21	35.09	28.13	28.82	25.03	25.10	23.89	25.37	23.58	30.16	40.65	25.49	42.84	30.94	25.41	25.44	25.10	23.95	23.86	24.39	23.78	22.05	13.25	20.77	27.18	26.64
Illinois Hub	39.75	3.61	27.15	27.18	22.44	39.86	29.54	29.21	22.18	37.16	54.37	29.16	14.22	20.24	26.38	22.60	25.36	25.30	25.46	24.71	23.84	21.74	12.75	17.34	25.90	25.92
Indiana Hub	39.29	36.23	28.39	29.01	25.20	25.25	24.02	25.54	23.73	30.32	40.89	25.62	44.28	31.52	25.60	25.64	25.24	24.10	24.02	24.55	23.93	22.17	13.33	20.91	27.45	26.91
Michigan Hub	42.16	45.55	30.54	30.48	26.30	26.32	24.55	26.59	24.55	31.31	42.50	26.38	31.76	26.55	25.75	25.53	25.86	24.59	24.54	25.33	24.56	22.91	13.76	21.72	27.92	26.40
Minnesota Hub	-1.58	-1.97	-10.89	5.61	9.00	-2.25	-2.42	11.34	20.47	19.55	16.08	15.39	10.62	17.29	15.86	19.25	18.52	18.84	20.03	22.38	21.20	20.69	12.83	17.29	12.21	17.52
Wisconsin PS	16.83	-11.42	4.00	15.58	15.52	16.36	5.49	18.15	22.36	26.82	35.16	23.43	19.54	22.10	21.74	22.32	23.05	23.00	23.53	24.63	23.74	22.23	13.32	17.38	18.53	22.82
Forecasted Load (GW)	57.6	55.2	53.1	51.9	51.3	51.6	51.9	53.7	56.0	58.1	60.3	61.8	62.7	63.2	63.4	63.5	63.5	62.9	62.0	61.6	61.0	58.2	54.2	51.7		
Forecast Error %	-5.9%	-6.7%	-6.5%	-6.4%	-6.5%	-6.4%	-6.3%	-7.2%	-6.1%	-5.3%	-6.5%	-7.3%	-8.7%	-10.0%	-10.8%	-11.1%	-11.2%	-11.1%	-11.7%	-11.6%	-9.8%	-8.9%	-7.6%	-9.2%		





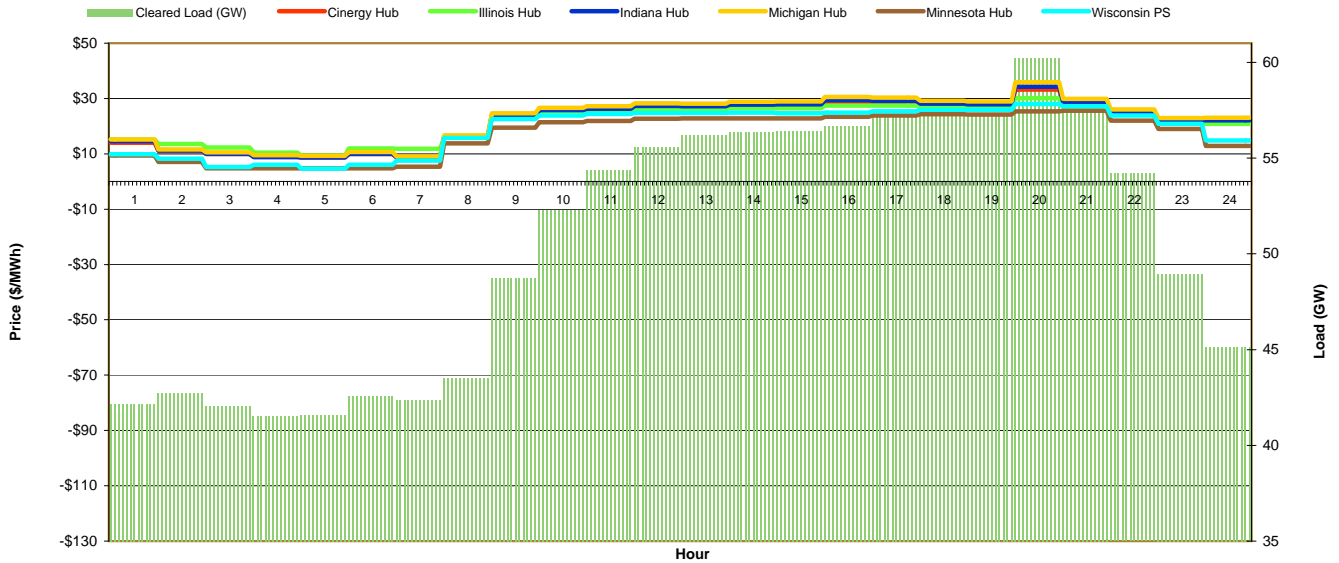
MISO Daily Report

Monday September 5, 2011

Price	<=0	>=100	>=200
Forecast Error %	0-4.9%	5-9.9%	>=10%

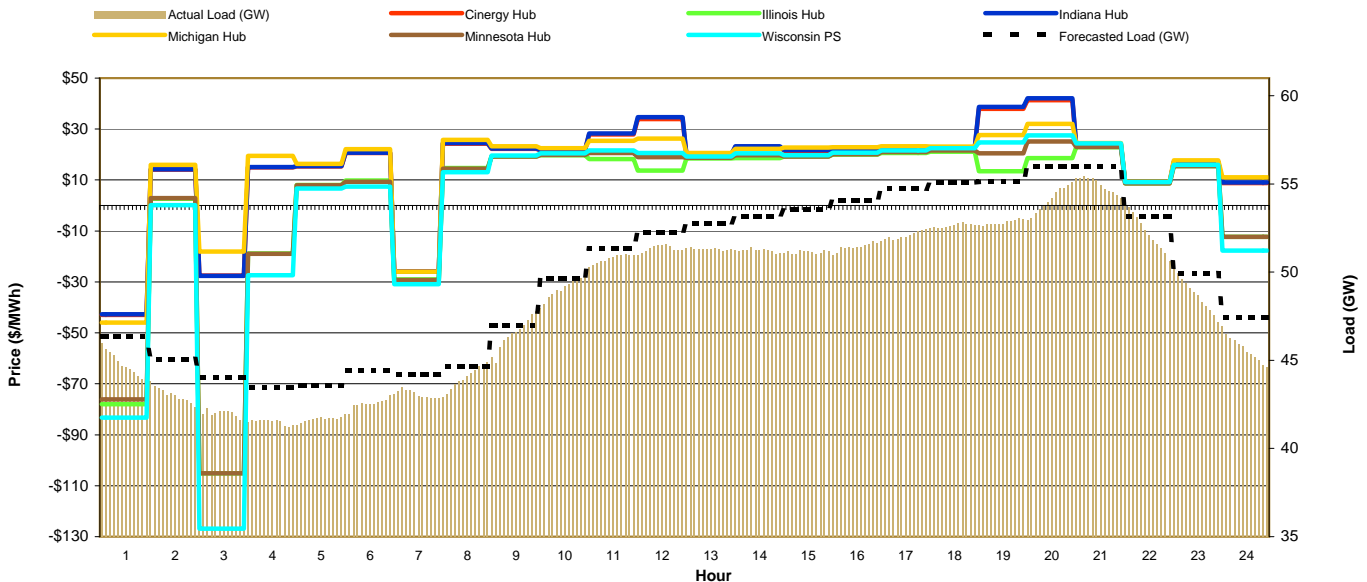
Day-Ahead Prices and Cleared Load

Hour Ending:																									Avg. Hr \$	
	1	2	3	4	5	6	7	8	9	10	11	12	13	14	15	16	17	18	19	20	21	22	23	24	All	On Pk
Cinergy Hub	14.03	11.18	9.99	8.88	8.75	9.97	8.75	16.00	23.70	25.60	26.06	26.98	26.87	27.39	27.51	28.87	28.69	27.73	27.50	33.25	28.31	25.03	21.97	21.93	21.46	26.34
Illinois Hub	15.16	13.61	12.29	10.47	9.43	11.91	11.86	15.96	23.63	25.32	25.63	26.20	26.12	26.50	26.50	27.40	27.40	27.08	26.68	30.16	27.13	24.69	21.34	20.82	21.39	25.48
Indiana Hub	14.63	11.24	10.01	8.87	8.74	9.94	8.80	16.11	23.86	25.77	26.23	27.29	27.17	27.75	27.87	29.43	29.23	28.13	27.88	34.25	28.79	25.20	22.09	22.07	21.72	26.69
Michigan Hub	15.22	11.65	10.51	9.48	9.32	10.65	9.06	16.66	24.69	26.67	27.16	28.29	28.15	28.78	28.92	30.59	30.36	29.13	28.89	35.88	29.85	26.04	22.96	23.05	22.58	27.69
Minnesota Hub	9.41	7.05	4.74	4.74	4.78	4.72	5.40	13.75	19.42	21.44	21.93	22.70	22.86	22.87	22.76	23.34	23.80	24.29	24.24	25.34	25.62	22.02	19.03	12.83	17.05	22.21
Wisconsin PS	9.88	8.28	5.20	6.02	4.67	6.03	7.53	15.74	22.55	23.91	24.49	24.80	24.81	24.87	24.64	24.94	25.38	25.90	25.91	28.04	27.21	23.91	20.88	14.81	18.76	24.25
Cleared Load (GW)	42.1	42.8	42.1	41.6	41.6	42.6	42.4	43.5	48.7	52.3	54.4	55.6	56.2	56.4	56.4	56.7	57.2	57.5	57.2	60.2	57.8	54.2	49.0	4.5		



Preliminary Real-Time Prices with Forecasted and Actual System Load

Hour Ending:																									Avg. Hr \$	
	1	2	3	4	5	6	7	8	9	10	11	12	13	14	15	16	17	18	19	20	21	22	23	24	All	On Pk
Cinergy Hub	-42.99	14.08	-27.47	14.91	15.27	20.55	-25.82	24.24	22.27	21.59	27.90	33.97	19.89	23.00	21.54	22.07	22.52	22.60	37.89	41.29	23.70	9.03	17.02	8.78	15.33	24.41
Illinois Hub	-78.01	2.66	-105.11	-18.82	8.09	9.75	-29.07	14.68	19.25	19.77	18.28	13.69	18.42	18.62	19.24	19.95	20.66	21.09	13.45	18.66	22.88	8.70	15.47	-12.31	2.50	17.68
Indiana Hub	-42.72	14.25	-27.58	15.05	15.40	20.76	-25.94	24.45	22.41	21.71	28.27	34.66	20.03	23.23	21.77	22.24	22.67	22.75	38.69	42.11	23.83	9.07	17.13	8.99	15.55	24.69
Michigan Hub	-45.95	15.98	-18.03	19.47	16.38	22.13	-26.04	25.81	23.23	22.44	25.39	26.28	20.59	22.26	22.78	22.83	23.21	23.12	27.61	32.05	24.56	9.36	17.69	11.07	15.18	23.08
Minnesota Hub	-76.12	2.84	-105.07	-18.91	7.94	9.25	-29.20	14.39	19.27	19.83	20.55	18.98	18.70	19.69	19.19	20.07	20.94	21.57	20.48	25.12	22.96	8.69	15.41	-12.31	3.51	19.12
Wisconsin PS	-83.30	0.20	-126.87	-27.40	6.65	7.44	-30.90	13.06	19.59	20.51	21.57	20.58	19.23	20.52	19.67	20.78	21.64	22.48	24.77	27.51	24.33	9.23	15.99	-17.65	2.07	20.09
Forecasted Load (GW)	46.3	45.1	44.0	43.5	43.6	44.4	44.2	44.7	47.0	49.7	51.3	52.2	52.8	53.2	53.5	54.1	54.7	55.1	55.1	56.0	56.0	53.1	49.9	47.4		
Forecast Error %	-3.5%	-4.7%	-4.9%	-4.8%	-4.7%	-4.6%	-2.7%	-1.6%	-1.1%	-1.3%	-1.2%	-1.8%	-2.9%	-3.9%	-4.7%	-5.2%	-5.2%	-4.7%	-4.4%	-3.6%	-1.9%	-1.6%	-2.5%	-3.9%		





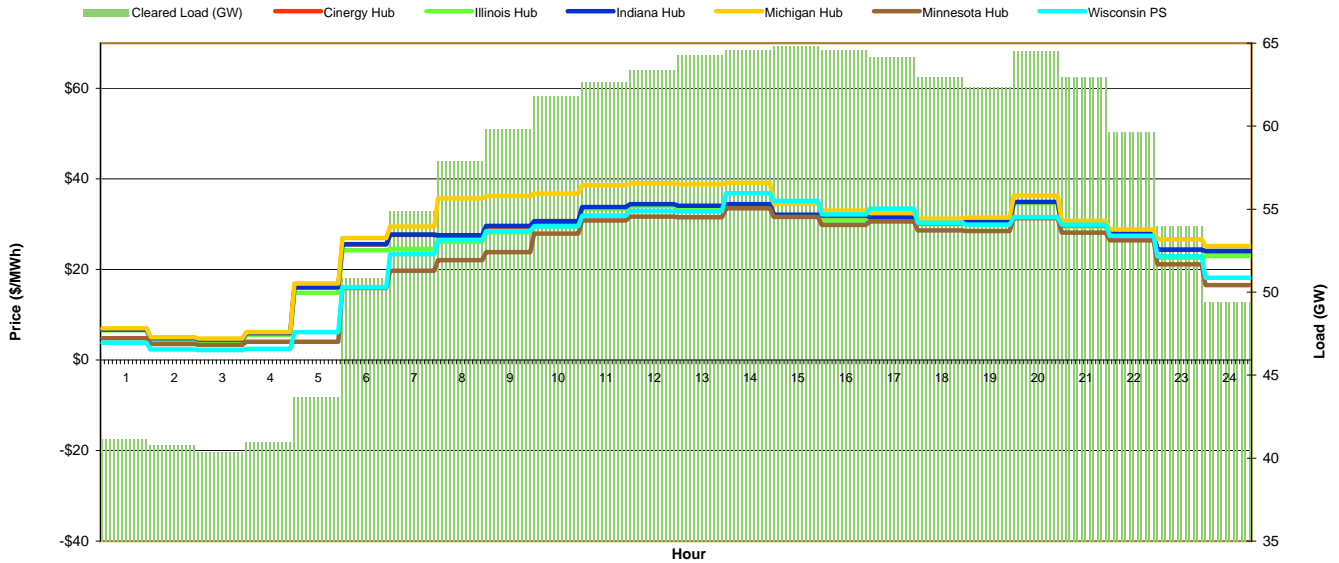
MISO Daily Report

Tuesday September 6, 2011

Price	<=0	>=100	>=200
Forecast Error %	0-4.9%	5-9.9%	>=10%

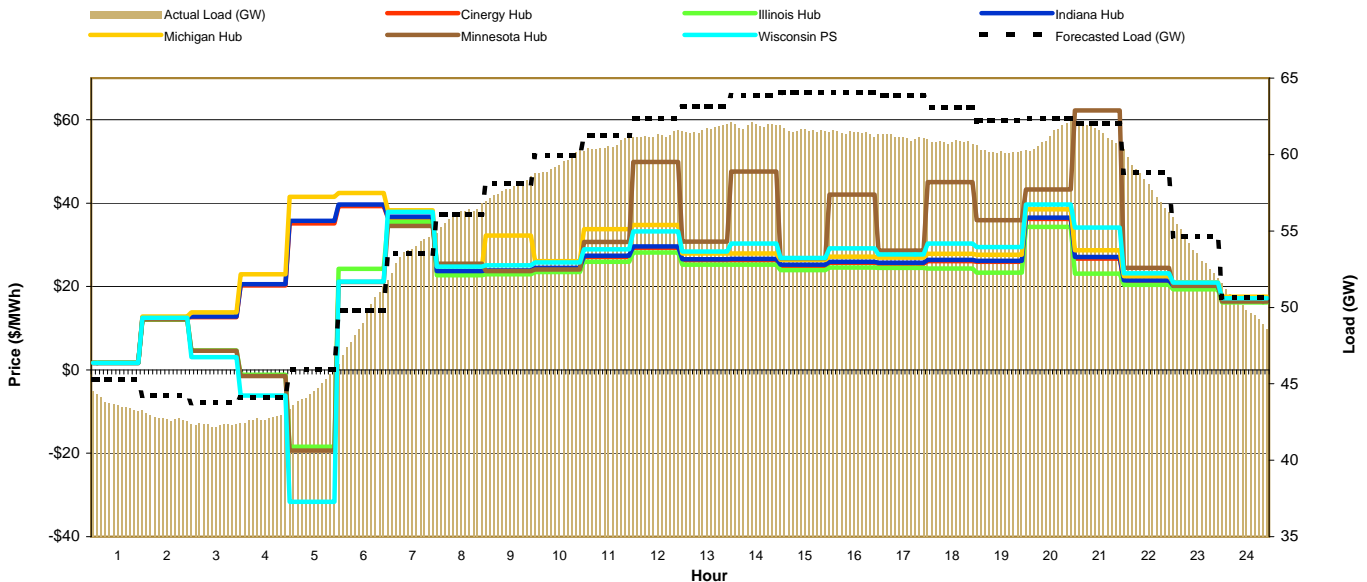
Day-Ahead Prices and Cleared Load

Hour Ending:																									Avg. Hr \$	
	1	2	3	4	5	6	7	8	9	10	11	12	13	14	15	16	17	18	19	20	21	22	23	24	All	On Pk
Cinergy Hub	6.73	4.82	4.52	5.93	16.04	25.55	27.65	27.39	29.45	30.46	33.54	34.18	33.83	34.23	31.88	31.70	31.30	30.10	30.34	34.70	29.62	27.77	24.36	23.98	25.42	30.93
Illinois Hub	6.57	4.50	4.20	5.60	14.88	24.24	24.52	26.19	28.25	29.59	33.46	34.09	33.74	34.14	31.80	30.81	31.26	30.06	30.30	34.64	29.58	27.55	22.62	22.96	24.81	30.51
Indiana Hub	6.76	4.85	4.54	5.96	16.07	25.63	27.73	27.56	29.66	30.67	33.77	34.42	34.07	34.47	32.10	31.94	31.51	30.30	30.54	34.93	29.82	27.96	24.39	24.11	25.57	31.13
Michigan Hub	7.01	5.04	4.72	6.18	16.91	26.95	29.50	35.71	36.18	36.75	38.63	39.03	38.81	39.08	34.59	33.01	32.49	31.24	31.48	36.32	30.74	28.83	26.63	25.15	27.96	34.35
Minnesota Hub	4.79	3.53	3.32	4.06	4.02	15.93	19.77	22.08	23.81	27.97	30.83	31.65	31.55	33.55	31.64	29.87	30.62	28.62	28.51	31.32	28.18	26.44	21.17	16.53	22.07	28.61
Wisconsin PS	3.81	2.36	2.23	2.52	6.19	16.09	23.40	26.52	28.48	29.56	31.91	32.95	32.91	36.87	35.13	32.16	33.46	30.37	29.93	31.54	29.93	27.45	22.95	18.19	23.62	30.76
Cleared Load (GW)	41.2	40.8	40.4	41.0	43.7	50.9	54.9	57.9	59.8	61.8	62.7	63.4	64.3	64.6	64.8	64.6	64.1	63.0	62.3	64.5	63.0	59.7	54.0	4.9		



Preliminary Real-Time Prices with Forecasted and Actual System Load

Hour Ending:																									Avg. Hr \$	
	1	2	3	4	5	6	7	8	9	10	11	12	13	14	15	16	17	18	19	20	21	22	23	24	All	On Pk
Cinergy Hub	1.75	12.49	12.67	20.24	35.12	39.27	36.51	23.50	23.67	24.25	27.11	29.33	26.29	26.30	24.96	25.68	25.49	26.11	25.91	36.23	26.73	21.29	20.02	16.76	24.49	25.80
Illinois Hub	1.74	12.08	4.70	-1.18	-18.43	24.25	35.55	22.70	22.91	23.51	25.91	28.15	25.28	25.24	23.98	24.59	24.47	24.32	23.30	34.33	23.13	20.40	19.33	16.20	19.44	24.47
Indiana Hub	1.75	12.57	12.81	20.55	35.77	39.68	36.80	23.71	23.89	24.46	27.36	29.66	26.56	26.60	25.22	25.94	25.72	26.42	26.20	36.57	27.06	21.49	20.18	16.88	24.74	26.07
Michigan Hub	1.75	12.82	13.80	22.94	41.51	42.42	38.33	24.85	32.21	26.06	33.80	34.76	27.94	27.91	26.37	27.19	26.90	27.85	27.61	38.49	28.68	22.49	21.03	17.55	26.89	28.38
Minnesota Hub	1.64	12.09	4.59	-1.43	-19.36	21.09	34.53	25.47	23.70	24.07	30.71	49.89	30.76	47.57	26.77	42.03	28.62	45.05	35.92	43.27	62.21	24.45	20.15	16.44	26.26	35.04
Wisconsin PS	1.72	12.52	3.08	-6.11	-31.65	21.21	37.94	24.80	25.09	25.78	28.95	33.20	28.38	30.31	26.84	29.16	27.72	30.33	29.45	39.69	34.17	23.17	20.92	17.21	21.41	28.62
Forecasted Load (GW)	45.3	44.2	43.7	44.1	45.9	49.8	53.5	56.1	58.1	59.9	61.2	62.3	63.1	63.9	64.0	64.1	63.9	63.1	62.2	62.4	62.0	58.8	54.7	50.7		
Forecast Error %	-3.6%	-3.4%	-3.4%	-3.3%	-3.1%	-1.8%	0.2%	-0.2%	-0.6%	-1.0%	-1.1%	-1.8%	-2.4%	-3.2%	-4.0%	-4.4%	-4.5%	-3.7%	-3.3%	-2.0%	-0.8%	-1.1%	-1.7%	-1.3%		





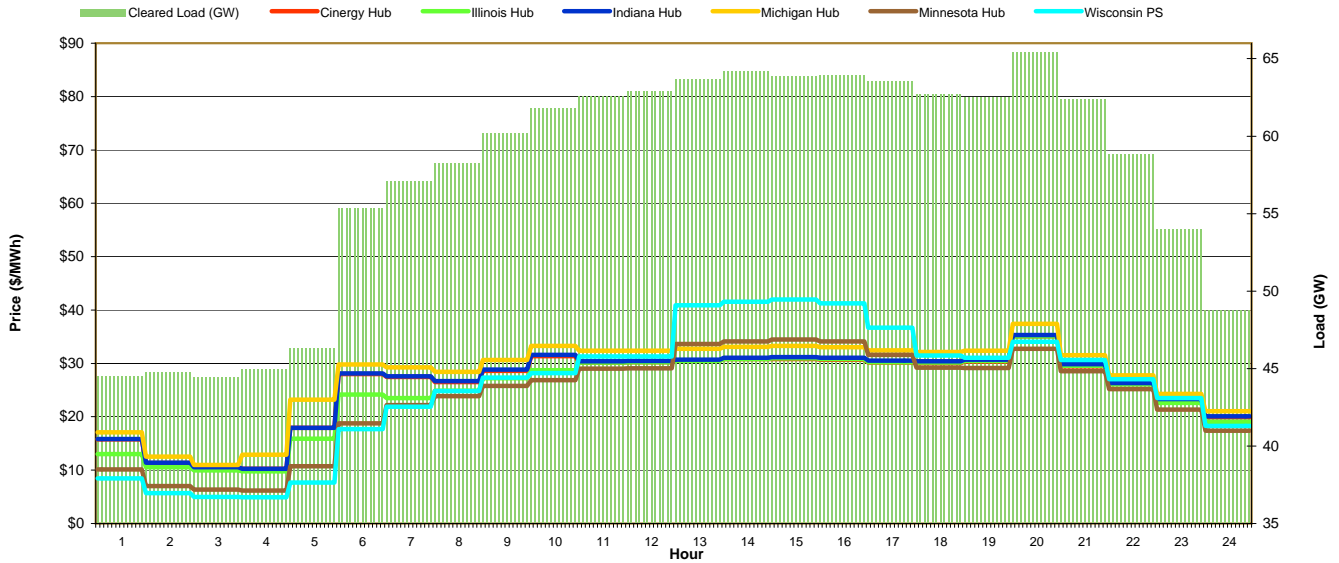
MISO Daily Report

Wednesday September 7, 2011

Price	<=0	>=100	>=200
Forecast Error %	0-4.9%	5-9.9%	>=10%

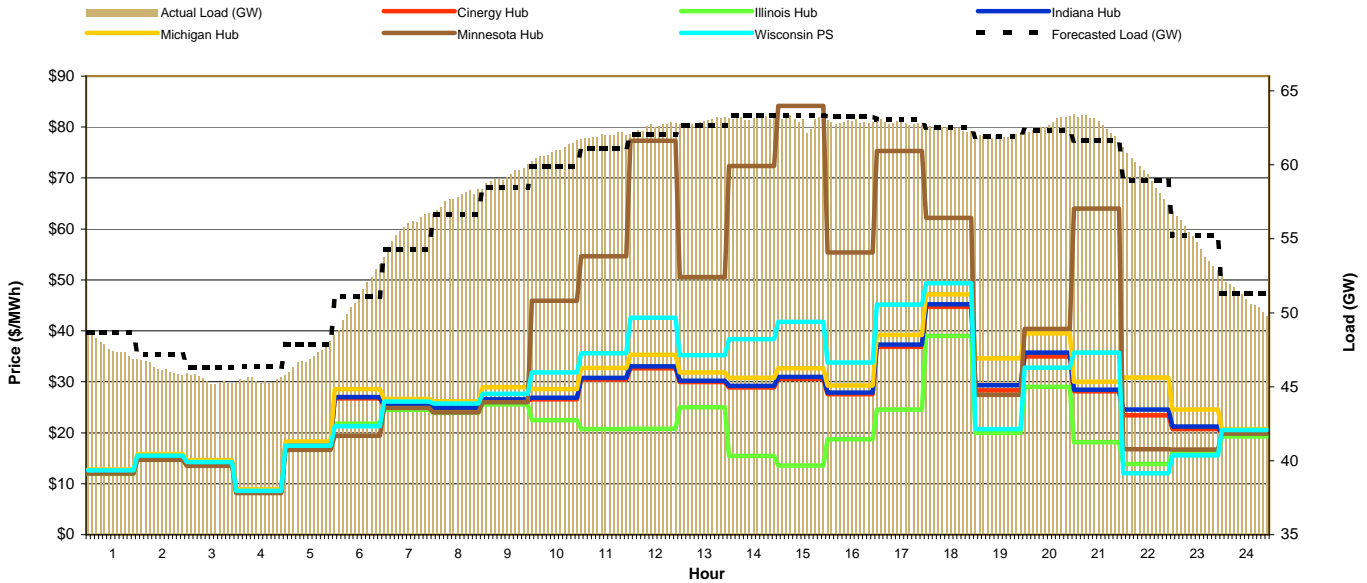
Day-Ahead Prices and Cleared Load

Hour Ending:																									Avg. Hr \$	
	1	2	3	4	5	6	7	8	9	10	11	12	13	14	15	16	17	18	19	20	21	22	23	24	All	On Pk
Cinergy Hub	15.77	11.34	10.50	10.28	17.92	27.98	27.44	26.51	28.62	31.36	30.18	30.24	30.50	30.84	30.81	30.72	30.14	30.06	30.35	35.06	29.45	26.14	23.17	19.90	25.64	29.63
Illinois Hub	13.03	10.55	9.95	9.78	15.90	24.19	23.52	24.88	27.23	28.74	30.15	30.20	30.46	30.80	30.91	30.81	30.24	30.16	30.46	35.05	29.58	26.11	22.61	19.09	24.77	29.27
Indiana Hub	15.85	11.38	10.55	10.28	17.92	28.10	27.60	26.71	28.87	31.60	30.39	30.45	30.71	31.05	31.19	31.06	30.50	30.42	30.72	35.34	29.84	26.32	23.32	20.07	25.84	29.91
Michigan Hub	17.09	12.54	10.97	12.89	23.23	29.80	29.28	28.40	30.64	33.25	32.35	32.40	32.72	33.09	33.25	33.03	32.44	32.13	32.39	37.39	31.51	27.77	24.31	21.04	27.66	31.69
Minnesota Hub	10.11	7.01	6.38	6.20	10.75	18.77	22.17	23.84	25.78	26.86	29.05	29.11	33.64	34.11	34.46	34.09	31.62	29.20	29.12	32.72	28.52	25.16	21.36	17.36	23.64	29.29
Wisconsin PS	8.46	5.71	4.96	4.91	7.68	17.67	21.87	24.83	27.32	28.20	31.30	31.30	40.91	41.54	42.00	41.24	36.69	31.51	31.03	34.06	30.64	27.03	23.50	18.31	25.53	32.69
Cleared Load (GW)	44.5	44.8	44.5	45.0	46.3	55.4	57.1	58.3	60.2	61.8	62.6	62.9	63.7	64.2	63.9	64.0	63.5	62.7	62.5	65.5	62.4	58.9	54.0	4.9		



Preliminary Real-Time Prices with Forecasted and Actual System Load

Hour Ending:																									Avg. Hr \$	
	1	2	3	4	5	6	7	8	9	10	11	12	13	14	15	16	17	18	19	20	21	22	23	24	All	On Pk
Cinergy Hub	12.32	15.21	14.11	8.59	17.50	26.75	25.17	24.75	26.34	26.59	30.46	32.64	29.95	28.89	30.56	27.55	36.88	44.70	28.33	35.00	28.11	23.45	20.72	19.84	25.60	29.68
Illinois Hub	11.93	14.76	13.69	8.33	16.93	21.79	24.47	23.94	25.57	22.49	20.74	20.80	24.97	15.48	13.57	18.69	24.53	39.03	19.96	29.03	18.13	13.88	16.14	19.30	19.92	21.68
Indiana Hub	12.40	15.32	14.21	8.65	17.63	26.99	25.36	24.93	26.54	26.86	30.75	33.05	30.24	29.19	30.94	27.86	37.33	45.19	29.30	35.75	28.47	24.55	21.25	19.97	25.95	30.14
Michigan Hub	12.84	15.84	14.66	8.93	18.25	28.59	26.60	26.18	28.95	28.57	32.70	35.27	31.82	30.76	32.68	29.28	39.18	47.14	34.59	39.49	30.01	30.83	24.58	20.74	27.85	32.63
Minnesota Hub	12.02	14.67	13.48	8.19	16.66	19.42	24.89	24.02	25.97	45.93	54.61	77.34	50.55	72.36	84.16	55.38	75.33	62.16	27.44	40.40	64.03	16.79	16.68	19.83	38.43	49.57
Wisconsin PS	12.63	15.50	14.24	8.63	17.46	21.30	26.11	25.75	27.65	31.85	35.64	42.60	35.25	38.35	41.75	33.80	45.16	49.37	20.72	32.81	35.72	12.07	15.58	20.53	27.52	32.75
Forecasted Load (GW)	48.7	47.2	46.3	46.4	47.9	51.1	54.3	56.7	58.5	59.9	61.1	62.1	62.6	63.3	63.3	63.3	63.1	62.5	61.9	62.3	61.6	58.9	55.2	51.3		
Forecast Error %	-2.2%	-1.9%	-1.8%	-2.0%	-2.1%	-0.3%	2.4%	1.8%	1.2%	1.8%	1.4%	0.7%	0.5%	-0.2%	-0.6%	-0.4%	-0.1%	0.1%	0.6%	1.8%	0.7%	-0.7%	-0.4%			





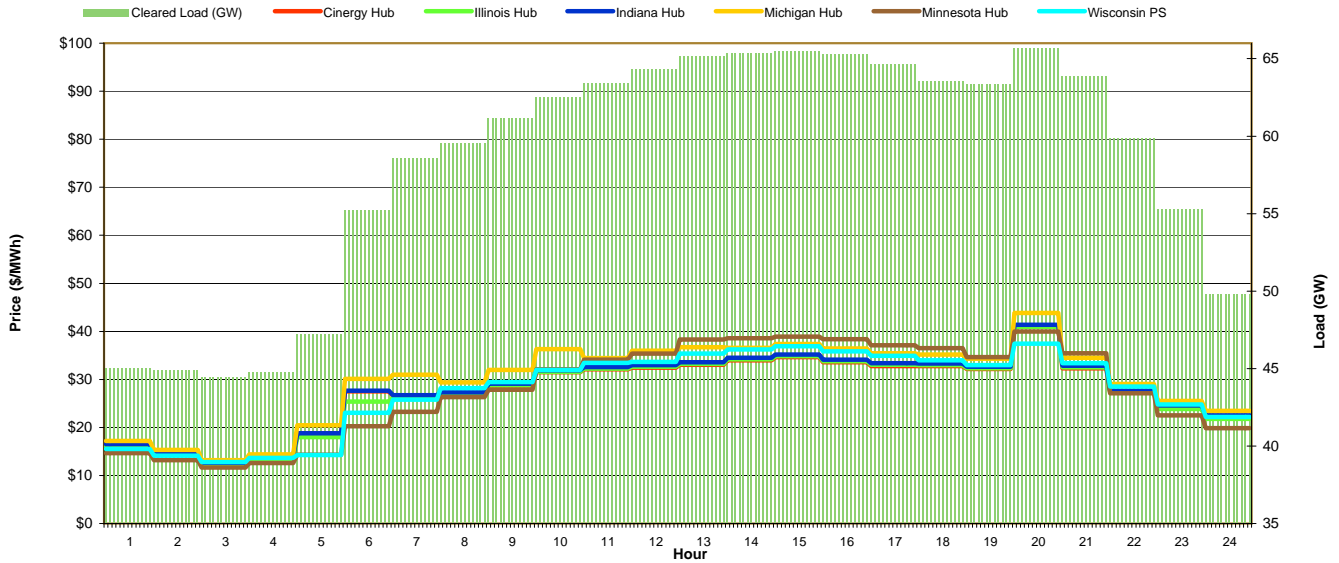
MISO Daily Report

Thursday September 8, 2011

Price	<=0	>=100	>=200
Forecast Error %	0-4.9%	5-9.9%	>=10%

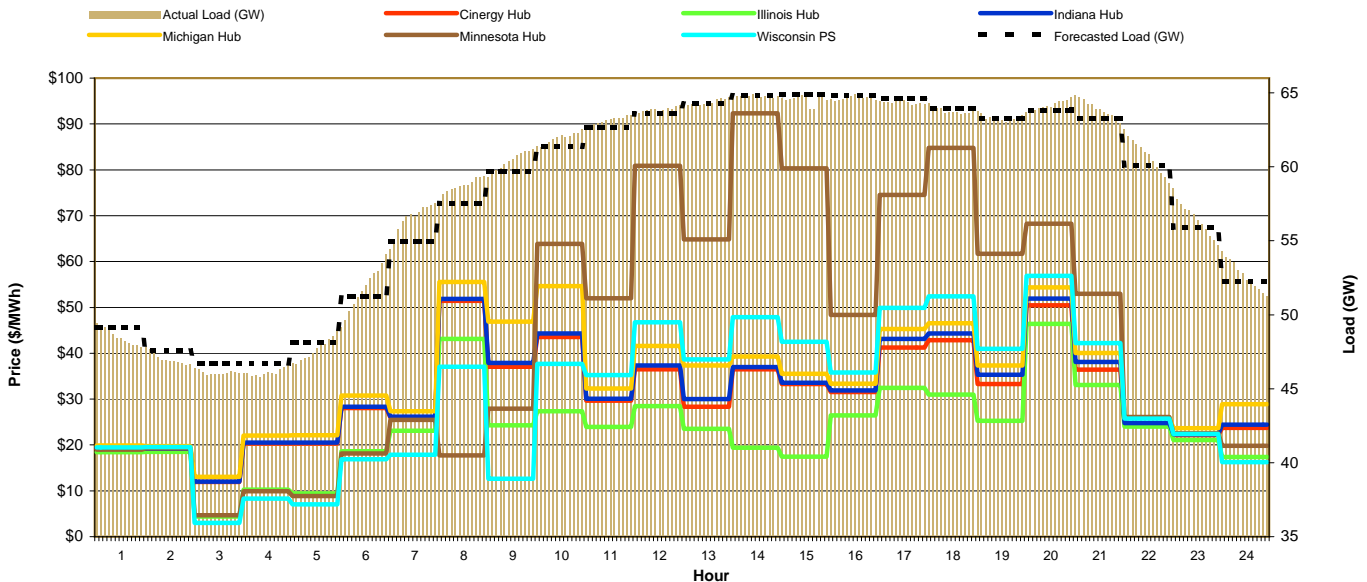
Day-Ahead Prices and Cleared Load

Hour Ending:																									Avg. Hr \$			
	1	2	3	4	5	6	7	8	9	10	11	12	13	14	15	16	17	18	19	20	21	22	23	24	All	On Pk		
Cinergy Hub	16.44	14.67	12.62	13.81	18.69	27.50	26.55	27.06	28.72	31.49	32.08	32.43	33.06	33.98	34.63	33.58	32.80	32.75	32.15	41.02	32.32	27.34	24.45	22.41	27.61	31.87		
Illinois Hub	16.03	14.31	12.31	13.47	18.02	25.35	26.25	27.08	28.79	31.60	32.26	32.64	33.23	34.18	34.82	33.76	33.05	33.00	32.31	40.98	32.50	27.42	23.85	21.77	27.46	31.97		
Indiana Hub	16.53	14.75	12.69	13.88	18.77	27.63	26.73	27.31	29.10	31.89	32.56	32.95	33.59	34.53	35.17	34.10	33.39	33.34	32.63	41.36	32.83	27.66	24.58	22.53	27.94	32.31		
Michigan Hub	17.16	15.32	13.18	14.42	20.48	30.09	31.00	29.35	32.00	36.29	34.45	36.00	36.74	36.60	37.39	36.45	35.47	35.15	34.33	43.86	34.51	29.04	25.54	23.43	29.93	34.57		
Minnesota Hub	14.63	13.17	11.63	12.57	14.35	20.23	23.25	26.30	27.88	32.12	34.11	35.38	38.31	38.58	38.88	38.37	37.08	36.49	34.62	40.00	35.42	27.12	22.54	19.85	28.04	33.95		
Wisconsin PS	15.55	14.14	12.82	13.69	14.27	23.06	25.77	28.20	29.47	31.99	33.46	33.62	35.37	36.23	36.91	35.87	34.90	33.99	32.95	37.44	33.39	28.52	24.81	22.22	27.86	32.94		
Cleared Load (GW)	45.0	44.9	44.5	44.8	47.2	55.2	58.6	59.6	61.2	62.5	63.5	64.3	65.2	65.3	65.5	65.3	64.7	63.6	63.4	65.7	63.9	59.9	55.3	5.0				



Preliminary Real-Time Prices with Forecasted and Actual System Load

Hour Ending:																									Avg. Hr \$			
	1	2	3	4	5	6	7	8	9	10	11	12	13	14	15	16	17	18	19	20	21	22	23	24	All	On Pk		
Cinergy Hub	19.06	19.07	11.90	20.33	20.31	28.02	25.97	51.43	37.07	43.55	29.68	36.50	28.35	36.49	33.26	31.54	41.24	42.85	33.30	50.42	36.43	24.56	22.14	23.70	31.13	36.18		
Illinois Hub	18.44	18.49	4.43	10.26	9.42	18.66	23.07	43.16	24.30	27.35	23.92	28.49	23.53	19.40	17.43	26.44	32.44	30.97	25.25	46.43	33.05	24.04	21.10	17.40	23.64	27.96		
Indiana Hub	19.18	19.18	12.03	20.53	20.51	28.36	26.17	51.84	37.86	44.34	30.05	37.34	29.98	36.99	33.60	31.86	43.13	44.33	35.28	51.93	38.12	24.80	22.35	24.39	31.84	37.11		
Michigan Hub	19.87	19.78	13.04	22.02	22.12	30.74	27.39	55.58	46.89	54.66	32.32	41.62	37.36	39.26	35.49	33.38	45.30	46.53	37.31	54.39	40.05	25.96	23.65	28.89	34.73	40.61		
Minnesota Hub	18.96	19.28	4.70	9.93	8.84	18.12	25.46	17.73	27.88	63.82	51.99	80.86	64.81	92.29	80.32	48.38	74.56	84.80	61.66	68.26	52.96	26.07	22.57	19.81	43.50	57.44		
Wisconsin PS	19.48	19.52	3.00	8.32	7.08	16.91	17.87	37.07	12.64	37.70	35.22	46.78	38.67	47.90	42.53	35.78	49.90	52.39	40.98	56.91	42.21	25.74	22.38	16.24	30.55	39.05		
Forecasted Load (GW)	49.2	47.6	46.7	46.7	48.2	51.3	54.9	57.5	59.7	61.3	62.6	63.6	64.3	64.8	64.9	64.8	64.6	64.0	63.3	63.8	63.3	60.1	55.9	52.2				
Forecast Error %	-1.3%	-1.1%	-1.3%	-1.3%	-1.1%	0.9%	2.8%	2.0%	1.1%	0.9%	0.7%	0.4%	0.1%	-0.1%	-0.5%	-0.3%	-0.4%	0.0%	0.5%	1.0%	1.1%	1.1%	0.9%					





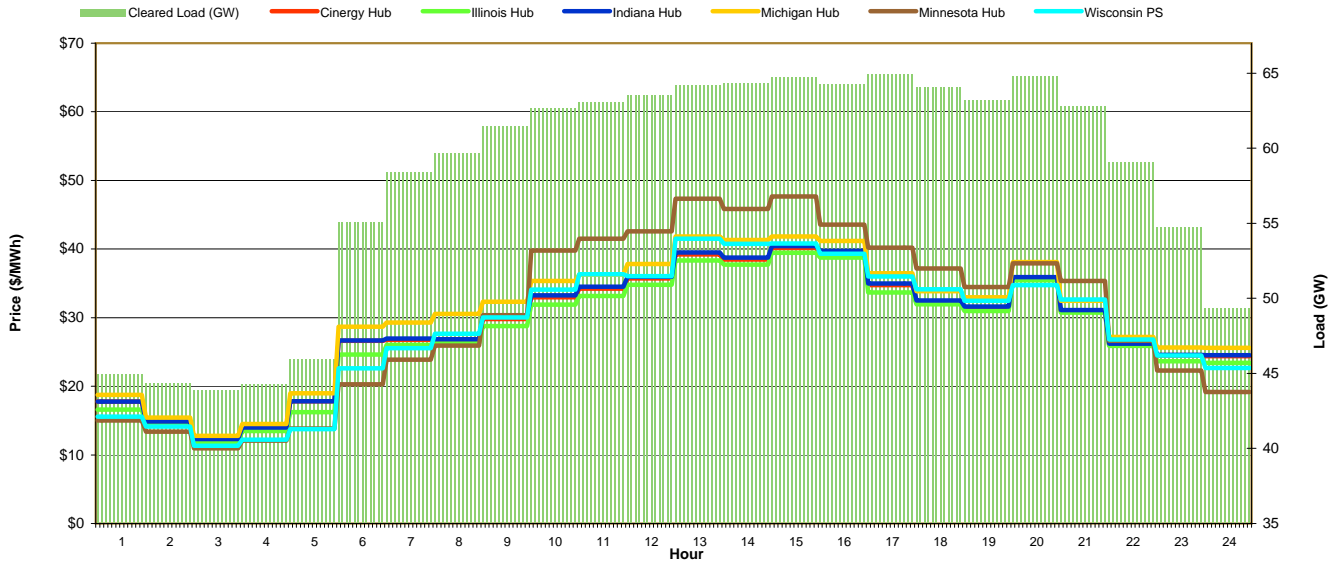
MISO Daily Report

Friday September 9, 2011

Price	<=0	>=100	>=200
Forecast Error %	0-4.9%	5-9.9%	>=10%

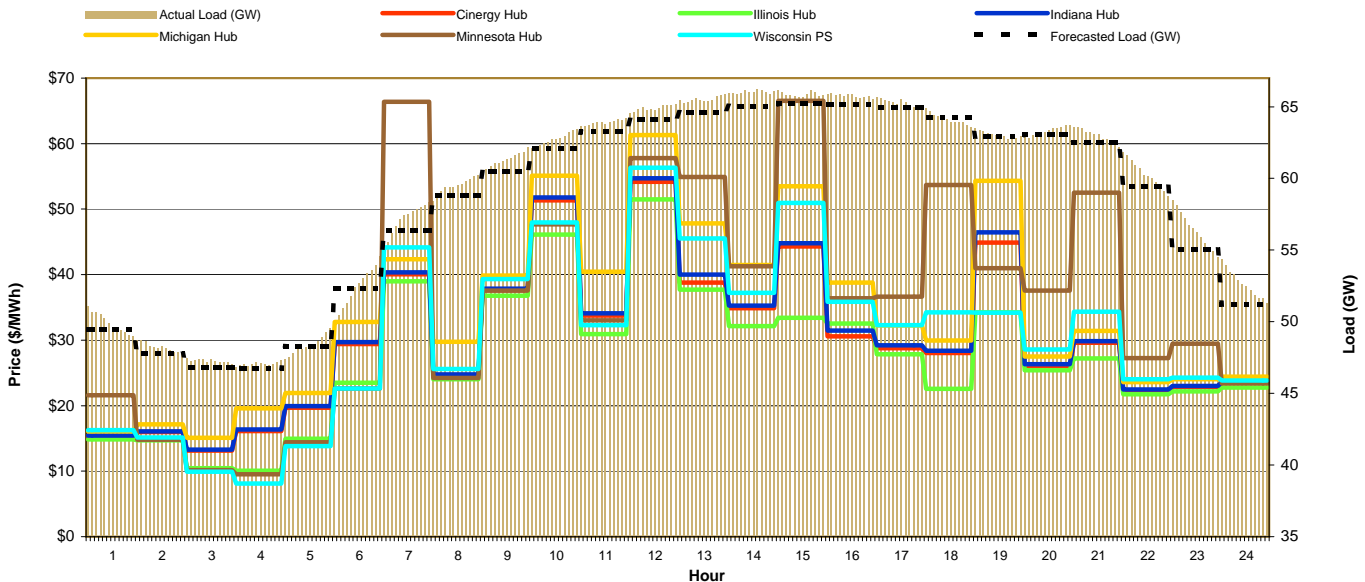
Day-Ahead Prices and Cleared Load

Hour Ending:																									Avg. Hr \$	
	1	2	3	4	5	6	7	8	9	10	11	12	13	14	15	16	17	18	19	20	21	22	23	24	All	On Pk
Cinergy Hub	17.75	14.79	12.25	13.90	17.83	26.63	26.76	26.69	29.78	32.99	34.25	35.71	39.23	38.49	40.15	39.48	34.74	32.31	31.44	35.66	30.90	26.04	24.47	24.41	28.61	33.27
Illinois Hub	16.62	14.31	11.83	13.46	16.21	24.62	26.00	26.25	28.77	31.88	33.17	34.80	38.33	37.71	39.44	38.76	33.68	31.95	30.95	35.45	30.74	25.89	23.63	23.43	27.83	32.59
Indiana Hub	17.79	14.87	12.31	13.97	17.83	26.69	26.97	26.87	30.27	33.23	34.50	35.96	39.51	38.76	40.43	39.75	34.97	32.52	31.63	35.90	31.11	26.21	24.58	24.54	28.80	33.51
Michigan Hub	18.74	15.45	12.80	14.51	18.98	28.69	29.27	30.56	32.30	35.34	36.29	37.80	41.82	41.30	41.85	41.18	36.46	33.88	32.98	38.10	32.45	27.20	25.63	25.58	30.38	35.32
Minnesota Hub	15.01	13.39	10.94	12.07	13.87	20.30	23.87	25.91	30.38	39.78	41.50	42.57	47.32	45.85	47.65	43.56	40.22	37.17	34.46	37.90	35.35	26.61	22.31	19.17	30.30	37.41
Wisconsin PS	15.59	14.15	11.34	12.23	13.78	22.64	25.57	27.66	30.02	34.08	36.32	36.04	41.51	40.76	40.82	39.31	36.01	34.13	32.48	34.73	32.65	26.84	24.50	22.66	28.57	34.24
Cleared Load (GW)	44.9	44.4	43.9	44.3	46.0	55.1	58.4	59.7	61.5	62.7	63.1	63.5	64.2	64.3	64.7	64.3	65.0	64.1	63.2	64.8	62.8	59.1	54.7	4.9		



Preliminary Real-Time Prices with Forecasted and Actual System Load

Hour Ending:																									Avg. Hr \$	
	1	2	3	4	5	6	7	8	9	10	11	12	13	14	15	16	17	18	19	20	21	22	23	24	All	On Pk
Cinergy Hub	15.33	15.96	13.13	16.11	19.70	29.41	40.08	24.65	37.61	51.36	33.76	54.19	38.79	34.89	44.33	30.59	28.78	28.05	44.90	26.10	29.60	22.32	22.86	23.43	30.25	34.55
Illinois Hub	14.85	14.70	10.45	10.05	14.96	23.48	38.97	24.03	36.78	46.10	30.90	51.50	37.71	32.14	33.41	32.51	27.85	22.58	34.26	25.40	27.22	21.75	22.16	22.76	27.36	31.64
Indiana Hub	15.44	16.09	13.28	16.38	19.94	29.71	40.33	24.79	37.85	51.80	34.08	54.73	39.99	35.25	44.77	31.48	29.20	28.36	46.46	26.32	29.86	22.49	23.01	23.57	30.63	35.03
Michigan Hub	16.09	17.16	15.08	19.59	21.91	32.77	42.37	29.77	39.87	55.08	40.43	61.29	47.81	41.47	53.48	38.80	32.25	29.92	54.30	27.52	31.43	23.59	24.02	24.43	34.18	39.44
Minnesota Hub	21.59	14.80	10.18	9.52	14.42	22.64	66.39	24.24	37.55	47.66	33.01	57.81	54.93	41.30	66.51	36.39	36.63	53.67	40.97	37.57	52.49	27.27	29.45	23.38	35.85	42.34
Wisconsin PS	16.28	15.12	9.94	8.11	13.85	22.63	44.15	25.60	39.34	47.97	32.28	56.30	45.53	37.24	50.97	35.84	32.29	34.26	34.18	28.56	34.35	24.05	24.27	23.85	30.70	36.44
Forecasted Load (GW)	49.4	47.8	46.8	46.7	48.3	52.3	56.4	58.8	60.5	62.1	63.3	64.1	64.6	65.0	65.2	65.1	65.0	64.2	62.9	63.1	62.5	59.4	55.0	51.2		
Forecast Error %	1.0%	1.0%	1.0%	0.6%	0.1%	0.1%	1.3%	1.2%	1.3%	1.0%	1.0%	1.2%	1.4%	1.5%	1.0%	0.5%	0.0%	0.3%	0.4%	0.8%	1.5%	2.4%	2.8%			





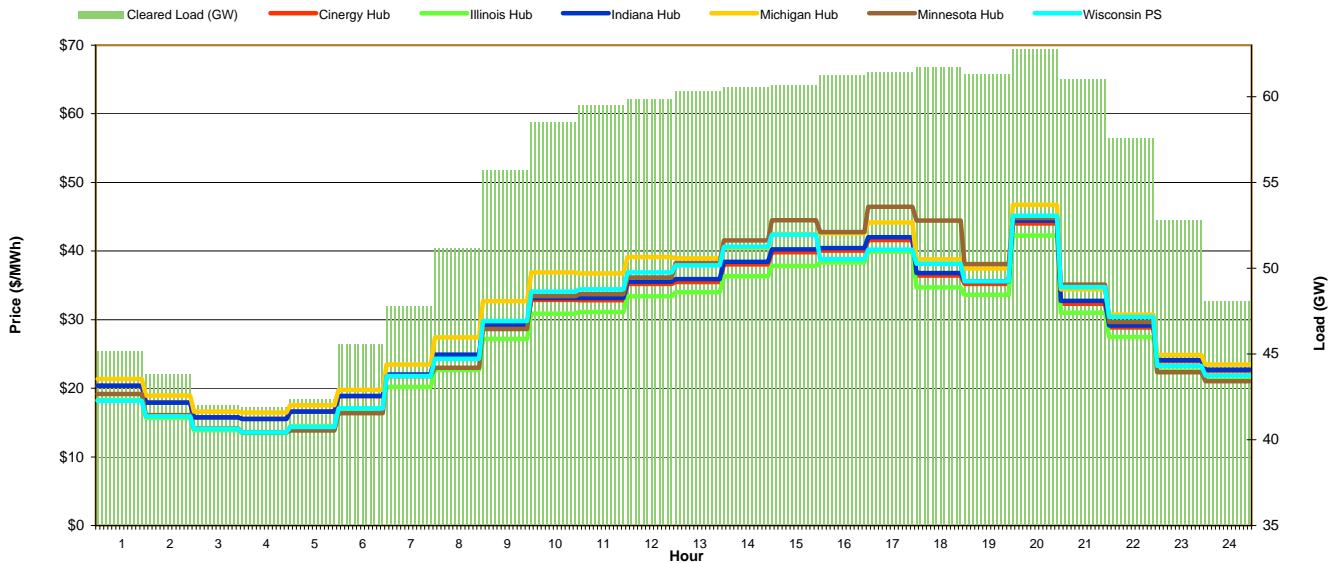
MISO Daily Report

Saturday September 10, 2011

Price	<=0	>=100	>=200
Forecast Error %	0-4.9%	5-9.9%	>=10%

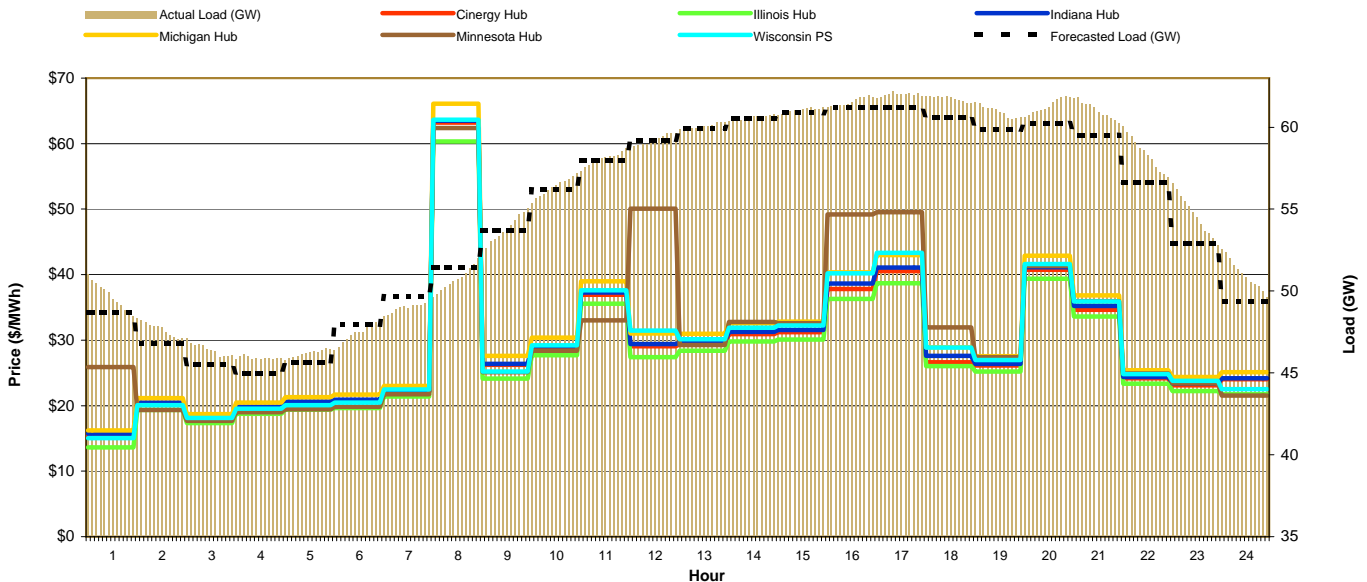
Day-Ahead Prices and Cleared Load

Hour Ending:																									Avg. Hr \$	
	1	2	3	4	5	6	7	8	9	10	11	12	13	14	15	16	17	18	19	20	21	22	23	24	All	On Pk
Cinergy Hub	20.32	17.89	15.74	15.52	16.58	18.83	21.84	24.75	29.04	32.89	32.82	35.19	35.51	38.05	39.85	40.04	41.62	36.43	35.21	44.02	32.31	28.85	23.97	22.59	29.16	34.41
Illinois Hub	18.27	15.71	13.90	13.47	14.45	17.02	20.17	22.65	27.18	30.89	31.10	33.39	34.02	36.35	37.82	38.35	39.93	34.72	33.64	42.24	30.99	27.47	22.52	21.18	27.39	32.70
Indiana Hub	20.36	17.89	15.75	15.51	16.58	18.89	22.00	24.91	29.27	33.16	33.15	35.52	35.90	38.43	40.23	40.43	42.04	36.80	35.56	44.45	32.72	29.13	24.10	22.71	29.40	34.74
Michigan Hub	21.36	18.92	16.62	16.47	17.53	19.77	23.47	27.43	32.67	36.91	36.76	39.15	38.92	40.46	42.47	42.60	44.18	38.78	37.43	46.73	34.43	30.72	24.88	23.47	31.34	37.16
Minnesota Hub	19.17	16.10	14.12	13.56	13.85	16.38	21.77	22.97	28.62	33.42	33.73	36.13	38.24	41.57	44.49	42.76	46.43	44.44	38.08	44.82	35.10	29.67	22.32	21.03	29.95	36.42
Wisconsin PS	18.19	15.90	14.09	13.55	14.38	17.08	21.80	24.32	29.80	34.08	34.41	36.91	37.93	40.64	42.40	38.79	40.19	38.13	35.61	45.13	34.76	30.39	23.28	21.88	29.32	35.42
Cleared Load (GW)	45.1	43.9	42.1	41.9	42.4	45.6	47.8	51.2	55.7	58.5	59.5	59.9	60.4	60.5	60.7	61.3	61.4	61.8	61.3	62.8	61.0	57.6	52.8	4.8		



Preliminary Real-Time Prices with Forecasted and Actual System Load

Hour Ending:																									Avg. Hr \$	
	1	2	3	4	5	6	7	8	9	10	11	12	13	14	15	16	17	18	19	20	21	22	23	24	All	On Pk
Cinergy Hub	15.45	20.37	18.08	19.75	20.49	20.80	22.09	63.19	26.24	28.83	36.94	29.05	29.36	30.94	31.23	37.79	40.55	26.63	26.12	40.72	34.64	24.20	23.09	24.01	28.77	33.10
Illinois Hub	13.63	19.36	17.35	18.78	19.39	19.64	21.42	60.35	24.13	27.69	35.54	27.42	28.36	29.82	30.08	36.29	38.67	26.06	25.23	39.37	33.62	23.34	22.25	21.76	27.48	31.76
Indiana Hub	15.74	20.48	18.17	19.85	20.59	20.90	22.18	63.50	26.40	29.06	37.29	29.41	29.66	31.26	31.58	38.62	41.07	27.61	26.39	41.15	35.20	24.39	23.41	24.18	29.09	33.50
Michigan Hub	16.20	21.17	18.70	20.46	21.28	21.68	23.00	66.07	27.62	30.36	38.96	31.01	30.96	32.59	32.82	40.33	43.00	28.93	27.54	42.90	36.83	25.42	24.36	25.12	30.30	34.98
Minnesota Hub	25.90	19.33	17.67	18.98	19.44	19.83	21.73	62.40	25.10	28.40	33.03	50.08	29.28	32.79	32.56	49.21	49.53	31.93	27.41	41.32	35.96	24.91	23.40	21.55	30.91	36.08
Wisconsin PS	15.07	20.08	18.11	19.52	20.10	20.47	22.49	63.64	25.21	29.23	37.61	31.44	30.13	31.91	32.23	40.21	43.31	28.86	26.95	41.64	35.92	24.84	23.81	22.52	29.39	34.18
Forecasted Load (GW)	48.7	46.8	45.5	45.0	45.6	47.9	49.7	51.4	53.7	56.2	58.0	59.2	59.9	60.5	60.9	61.2	61.2	60.6	59.9	60.2	59.5	56.6	52.9	49.3		
Forecast Error %	2.0%	1.8%	1.9%	2.1%	1.2%	-1.1%	-1.4%	-1.4%	0.1%	0.3%	0.1%	0.1%	0.2%	0.1%	0.3%	0.6%	1.3%	1.8%	1.7%	2.5%	3.1%	3.2%	3.4%			





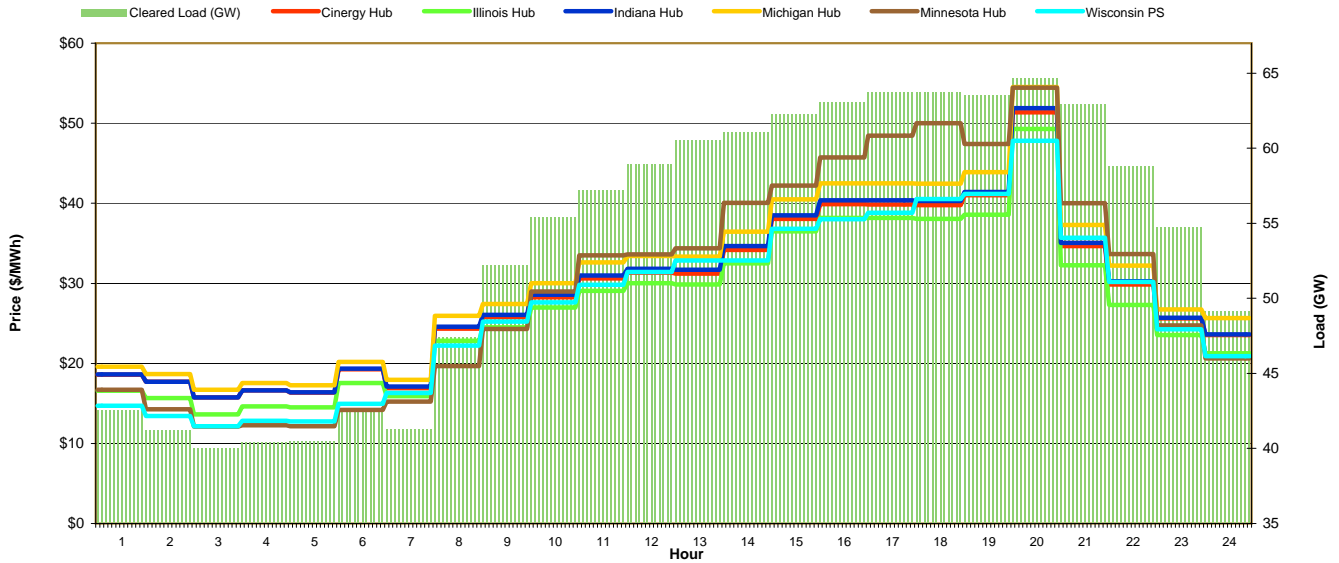
MISO Daily Report

Sunday September 11, 2011

Price	<=0	>=100	>=200
Forecast Error %	0-4.9%	5-9.9%	>=10%

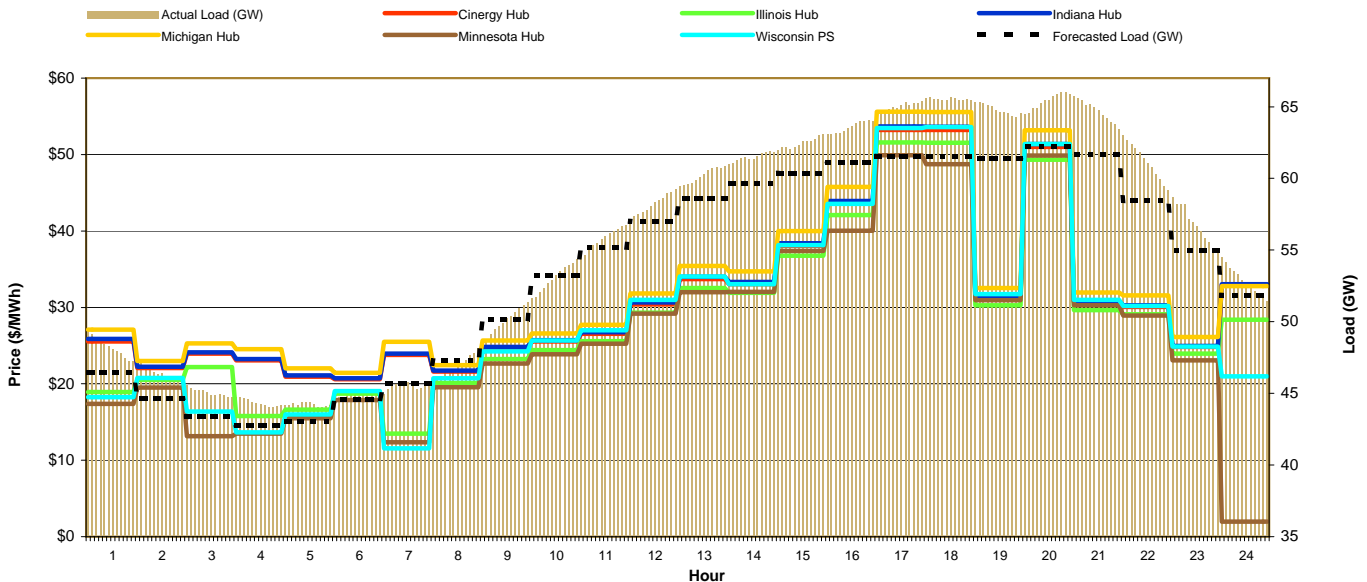
Day-Ahead Prices and Cleared Load

Hour Ending:																									Avg. Hr \$	
	1	2	3	4	5	6	7	8	9	10	11	12	13	14	15	16	17	18	19	20	21	22	23	24	All	On Pk
Cinergy Hub	18.59	17.70	15.74	16.61	16.36	19.28	16.92	24.35	25.80	28.28	30.63	31.34	31.20	34.16	38.05	39.88	39.85	39.77	41.03	51.37	34.65	29.87	25.61	23.56	28.78	34.12
Illinois Hub	16.60	15.65	13.63	14.65	14.53	17.54	15.92	22.82	24.51	26.97	29.07	30.01	29.88	32.48	36.50	38.18	38.19	38.06	38.56	49.27	32.26	27.32	23.53	21.28	26.98	32.35
Indiana Hub	18.62	17.71	15.73	16.62	16.37	19.35	17.09	24.60	26.06	28.57	30.98	31.80	31.68	34.65	38.50	40.39	40.39	40.31	41.42	51.89	35.06	30.26	25.71	23.62	29.06	34.52
Michigan Hub	19.58	18.68	16.70	17.55	17.25	20.19	17.93	25.93	27.41	30.03	32.60	33.43	33.32	36.47	40.49	42.51	42.51	42.45	43.88	54.53	37.31	32.22	26.76	25.68	30.64	36.37
Minnesota Hub	16.70	14.29	12.13	12.28	12.15	14.18	15.23	19.65	24.32	29.00	33.50	33.62	34.36	40.05	42.21	45.74	48.44	50.00	47.42	54.46	40.00	33.67	24.74	20.63	29.95	37.57
Wisconsin PS	14.72	13.43	12.14	12.83	12.77	14.96	16.31	22.22	25.22	27.64	29.81	31.42	32.85	32.84	36.83	38.03	38.81	40.54	41.19	47.80	35.70	30.16	24.28	20.92	27.22	33.46
Cleared Load (GW)	42.6	41.3	40.0	40.4	40.5	42.4	41.3	47.5	52.2	55.4	57.2	58.9	60.6	61.1	62.3	63.1	63.8	63.7	63.6	64.7	63.0	58.8	54.8	4.9		



Preliminary Real-Time Prices with Forecasted and Actual System Load

Hour Ending:																									Avg. Hr \$	
	1	2	3	4	5	6	7	8	9	10	11	12	13	14	15	16	17	18	19	20	21	22	23	24	All	On Pk
Cinergy Hub	25.54	22.08	23.94	23.06	20.95	20.60	23.77	21.61	24.69	25.52	26.56	30.41	33.71	33.05	38.06	43.58	53.23	53.20	31.20	51.00	30.61	30.07	24.81	32.90	31.01	34.46
Illinois Hub	18.92	20.51	22.19	15.79	16.61	18.73	13.50	20.08	23.23	24.40	25.60	29.32	32.55	31.89	36.75	42.09	51.57	51.55	30.29	49.33	29.66	29.09	23.97	28.38	28.58	33.21
Indiana Hub	25.86	22.22	24.12	23.25	21.09	20.71	23.97	21.72	24.84	25.69	26.75	30.64	34.01	33.34	38.39	43.94	53.67	53.62	31.43	51.39	30.82	30.27	24.96	33.03	31.24	34.72
Michigan Hub	27.07	22.99	25.30	24.52	22.01	21.42	25.49	22.45	25.67	26.60	27.72	31.84	35.43	34.72	39.99	45.75	55.61	55.56	32.53	53.17	31.94	31.55	26.12	32.77	32.43	36.04
Minnesota Hub	17.36	19.53	13.13	13.48	15.49	17.87	12.36	19.54	22.67	23.88	25.24	29.19	31.97	32.05	37.41	40.01	49.89	48.75	30.93	49.86	30.28	28.92	23.06	1.97	26.45	32.73
Wisconsin PS	18.26	20.76	16.38	13.66	15.99	19.04	11.56	20.73	24.25	25.69	27.00	30.97	34.02	33.06	38.16	43.54	53.47	53.61	31.74	51.40	30.99	30.20	24.88	21.00	28.76	34.60
Forecasted Load (GW)	46.5	44.6	43.3	42.7	43.1	44.6	45.7	47.3	50.2	53.2	55.2	57.0	58.6	59.7	60.4	61.1	61.5	61.6	61.4	62.2	61.7	58.4	55.0	51.8		
Forecast Error %	3.6%	3.7%	3.8%	3.6%	2.6%	0.5%	-0.3%	-0.9%	-0.3%	-0.3%	1.1%	2.0%	2.6%	3.0%	3.3%	3.9%	5.3%	5.3%	6.1%	4.8%	4.7%	4.5%	3.3%	2.0%		





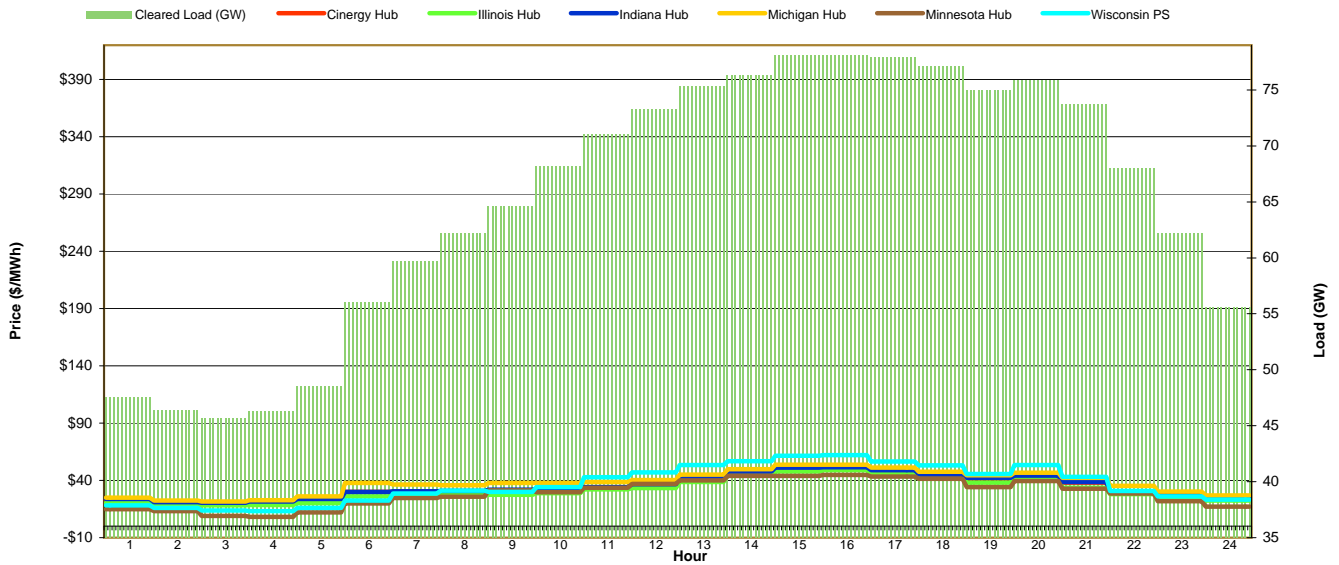
MISO Daily Report

Monday September 12, 2011

Price	<=0	>=100	>=200
Forecast Error %	0-4.9%	5-9.9%	>=10%

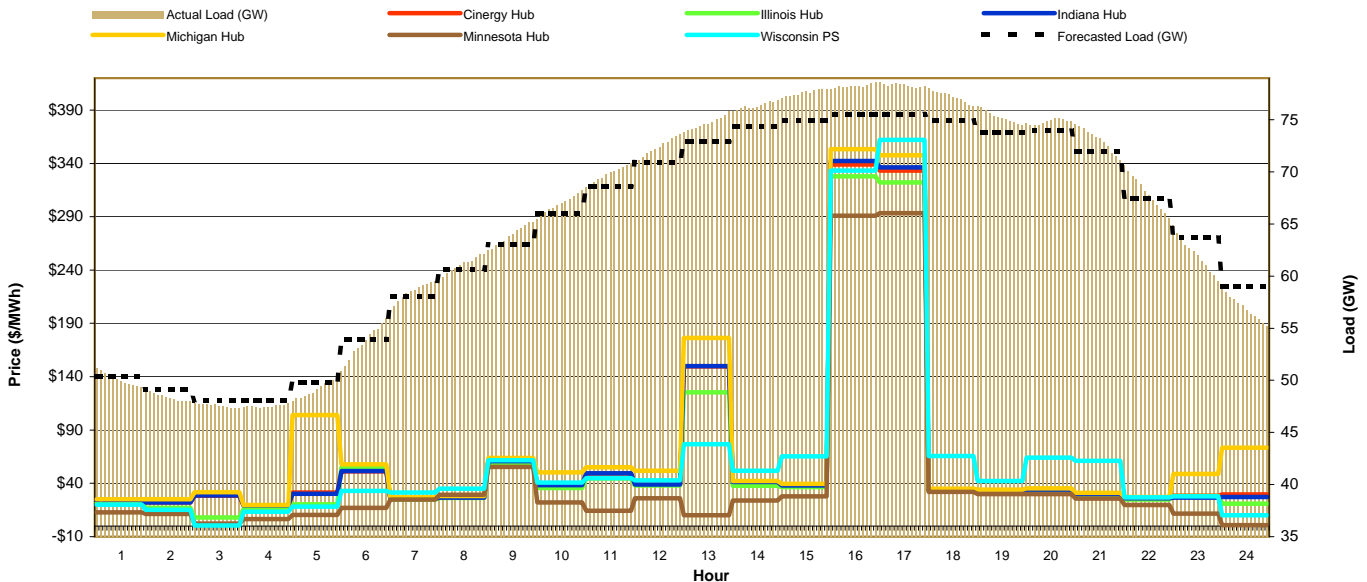
Day-Ahead Prices and Cleared Load

Hour Ending:																									Avg. Hr \$			
	1	2	3	4	5	6	7	8	9	10	11	12	13	14	15	16	17	18	19	20	21	22	23	24	All	On Pk		
Cinergy Hub	23.65	21.03	20.41	21.49	23.85	30.00	30.05	30.38	31.37	31.87	33.90	36.32	41.82	47.23	50.52	50.86	48.35	44.78	41.70	43.47	38.19	30.01	26.56	24.32	34.26	39.21		
Illinois Hub	20.57	17.90	18.09	18.53	20.23	26.02	26.99	28.16	27.53	28.71	32.17	33.42	38.64	44.12	47.85	49.01	45.23	41.37	37.98	41.09	33.70	28.01	24.46	22.42	31.34	36.34		
Indiana Hub	23.68	21.02	20.47	21.53	23.86	30.00	30.45	30.86	31.99	32.38	34.28	36.70	42.37	47.70	51.14	51.39	48.87	45.29	42.18	44.12	38.68	30.57	26.83	24.50	34.62	39.71		
Michigan Hub	24.95	22.33	21.52	22.82	26.15	37.69	36.39	35.75	37.87	37.70	38.49	40.28	44.95	49.75	53.58	53.83	51.24	47.60	44.36	46.70	42.33	35.34	30.21	26.98	37.87	43.12		
Minnesota Hub	14.81	13.17	9.02	8.07	11.99	19.83	24.77	25.79	31.40	29.81	33.54	37.00	39.98	44.04	43.90	44.74	43.45	41.42	34.02	39.49	32.86	28.63	21.72	17.03	28.77	35.74		
Wisconsin PS	18.08	15.94	13.81	13.25	16.10	22.29	28.44	31.09	29.99	34.22	42.87	46.95	53.53	56.85	61.63	62.21	56.54	53.11	45.63	53.52	43.19	30.74	25.91	23.22	36.63	45.50		
Cleared Load (GW)	47.5	46.3	45.7	46.3	48.5	56.0	59.7	62.2	64.6	68.1	71.1	73.3	75.3	76.3	78.1	78.1	77.9	77.1	75.0	75.8	73.7	68.0	62.2	5.6				



Preliminary Real-Time Prices with Forecasted and Actual System Load

Hour Ending:																									Avg. Hr \$			
	1	2	3	4	5	6	7	8	9	10	11	12	13	14	15	16	17	18	19	20	21	22	23	24	All	On Pk		
Cinergy Hub	24.26	22.02	28.44	19.21	31.48	51.14	25.36	26.60	60.69	38.03	49.08	39.17	149.70	40.97	37.65	339.03	333.33	33.60	32.63	33.67	29.49	25.76	28.55	29.66	63.73	81.12		
Illinois Hub	21.90	16.89	7.97	15.99	20.26	54.99	24.82	26.25	59.20	35.75	44.48	38.16	125.28	37.65	36.40	327.91	322.29	32.52	31.50	32.05	28.16	24.89	28.20	21.01	58.94	76.92		
Indiana Hub	24.40	22.12	28.78	19.30	30.08	51.49	25.49	26.72	60.93	38.33	49.41	38.99	149.96	41.30	37.98	342.23	336.41	33.94	32.96	34.03	29.80	26.01	26.46	27.23	63.93	81.59		
Michigan Hub	25.08	24.96	31.73	19.65	104.09	57.80	26.77	28.12	63.93	50.34	55.12	51.81	176.24	42.17	39.42	353.44	347.63	34.97	34.07	35.33	31.11	27.19	48.79	73.55	74.30	88.73		
Minnesota Hub	12.68	11.19	2.27	6.36	10.34	16.87	24.74	29.41	55.38	22.16	14.38	26.14	10.11	23.84	27.92	291.10	293.38	31.96	29.91	29.92	25.66	19.83	11.46	0.75	42.82	58.91		
Wisconsin PS	19.94	15.11	0.38	13.27	18.13	32.79	31.36	34.97	61.68	40.67	45.02	42.86	76.77	51.92	65.39	333.28	362.07	65.77	42.30	64.27	61.21	26.89	27.78	10.06	64.33	87.68		
Forecasted Load (GW)	50.4	49.1	48.1	48.1	49.8	53.9	58.1	60.7	63.0	66.0	68.6	70.9	72.9	74.3	74.9	75.5	75.5	74.9	73.8	73.9	72.0	67.5	63.7	59.0				
Forecast Error %	-0.5%	-1.4%	-1.2%	-1.3%	-1.4%	-0.8%	0.5%	0.5%	1.3%	1.2%	1.7%	1.9%	2.3%	2.6%	3.4%	3.5%	3.6%	3.0%	2.0%	1.2%	1.5%	0.8%	-2.6%	-3.6%				





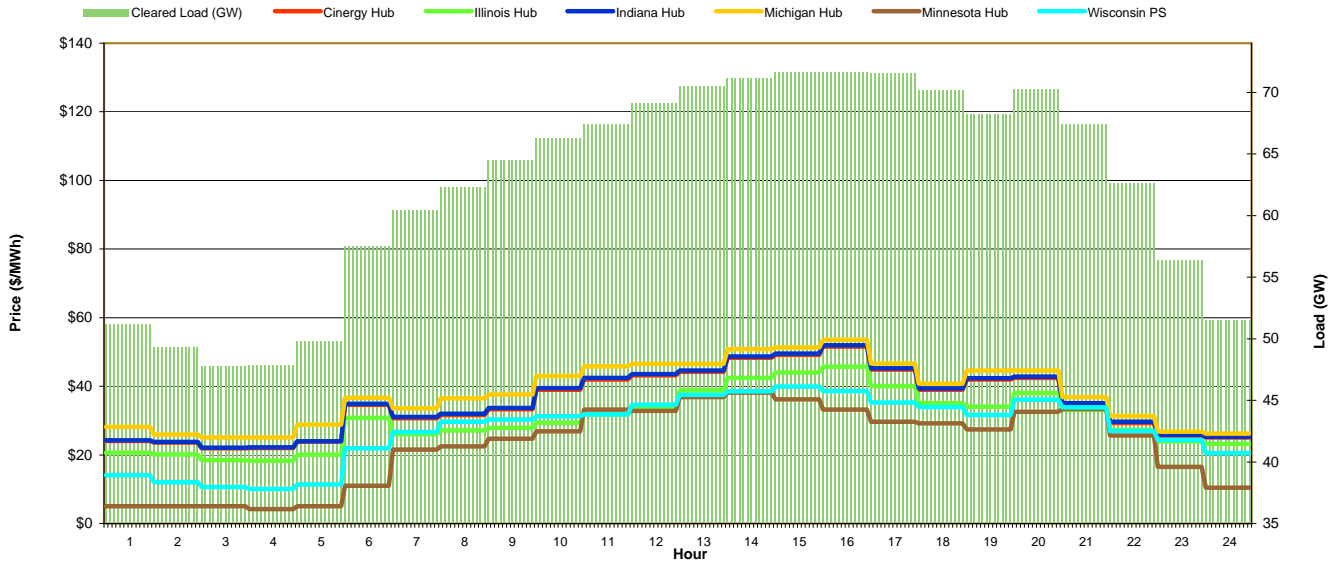
MISO Daily Report

Tuesday September 13, 2011

Price	<=0	>=100	>=200
Forecast Error %	0-4.9%	5-9.9%	>=10%

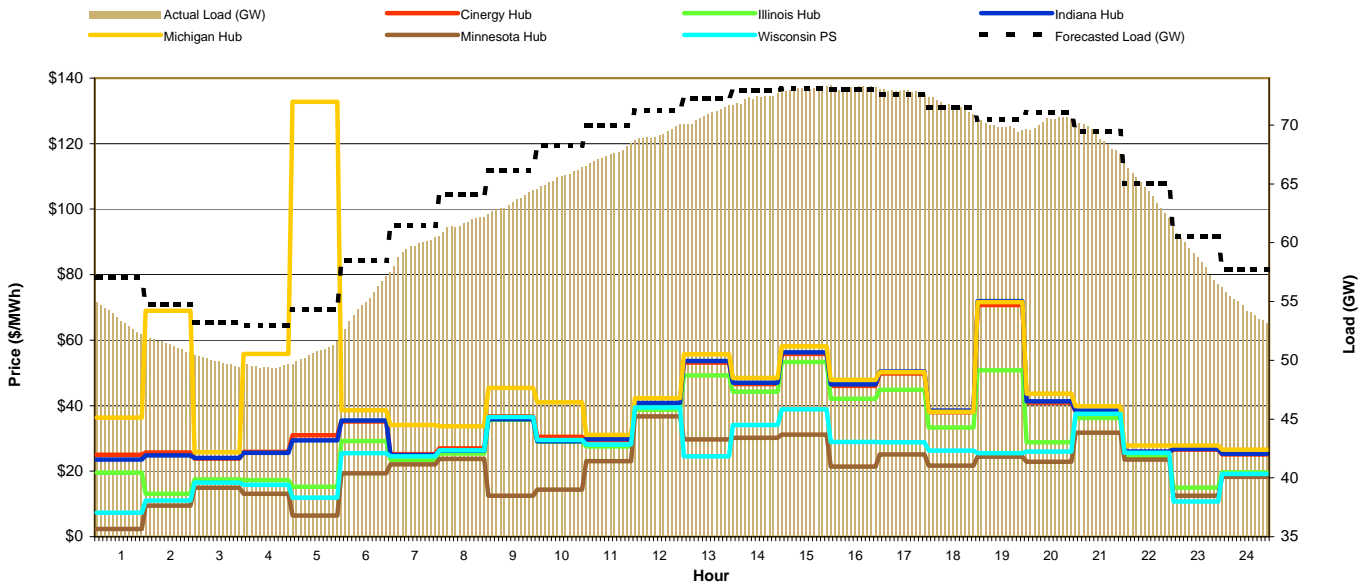
Day-Ahead Prices and Cleared Load

Hour Ending:																									Avg. Hr \$	
	1	2	3	4	5	6	7	8	9	10	11	12	13	14	15	16	17	18	19	20	21	22	23	24	All	On Pk
Cinergy Hub	24.06	23.63	21.95	22.00	23.86	34.60	30.72	31.59	33.26	38.99	42.00	43.17	44.21	48.34	49.16	51.56	44.91	39.00	41.93	42.47	34.71	29.32	25.65	25.07	35.26	40.02
Illinois Hub	20.57	20.16	18.48	18.27	20.02	30.81	26.06	27.16	27.90	29.41	31.85	33.48	38.81	42.46	44.06	45.74	40.04	35.06	34.07	38.09	33.10	27.25	23.93	23.27	30.42	34.53
Indiana Hub	24.23	23.80	22.12	22.19	24.01	34.84	31.09	31.99	33.63	39.48	42.45	43.57	44.57	48.73	49.54	51.94	45.25	39.33	42.32	42.85	35.06	29.66	25.84	25.24	35.57	40.39
Michigan Hub	28.16	25.94	25.10	25.11	28.82	36.63	33.61	36.51	37.63	43.00	45.79	46.51	46.58	50.87	51.26	53.52	46.66	40.80	44.59	44.63	36.84	31.30	28.81	26.24	38.04	42.71
Minnesota Hub	5.02	5.07	5.00	4.16	5.04	10.99	21.50	22.46	24.70	26.86	33.21	32.80	36.80	38.11	36.16	33.24	29.62	29.20	27.40	32.58	33.41	25.66	16.47	10.44	22.75	29.92
Wisconsin PS	14.13	12.08	10.59	10.12	11.38	21.96	26.67	29.64	30.28	31.29	31.84	34.65	37.50	38.48	39.91	38.61	35.24	33.98	31.60	36.09	33.87	26.93	24.34	20.55	27.57	33.39
Cleared Load (GW)	51.2	49.4	47.8	47.9	49.8	57.5	60.5	62.4	64.5	66.3	67.5	69.1	70.5	71.2	71.7	71.6	70.2	68.3	70.3	67.4	62.6	56.4	5.2			



Preliminary Real-Time Prices with Forecasted and Actual System Load

Hour Ending:																									Avg. Hr \$	
	1	2	3	4	5	6	7	8	9	10	11	12	13	14	15	16	17	18	19	20	21	22	23	24	All	On Pk
Cinergy Hub	24.99	25.73	23.81	25.85	30.96	35.19	25.17	26.95	36.73	30.47	29.49	40.45	53.13	46.62	55.79	46.06	49.81	38.00	70.72	40.95	38.19	25.91	26.62	25.09	36.36	40.99
Illinois Hub	19.50	13.11	17.45	17.27	15.25	29.24	23.48	25.43	35.66	29.05	27.55	38.75	49.23	44.24	53.31	42.15	44.89	33.33	50.83	28.85	36.26	24.47	14.93	19.66	30.58	36.18
Indiana Hub	23.53	24.81	24.02	25.55	29.40	35.45	24.93	26.28	35.83	29.13	29.78	40.88	53.63	47.03	56.31	46.48	50.45	38.50	71.91	41.37	38.50	25.98	26.75	25.27	36.32	41.18
Michigan Hub	36.39	68.96	25.79	55.74	132.79	38.63	34.08	33.72	45.43	41.03	31.03	42.31	55.72	48.43	58.17	47.86	50.23	38.15	71.66	43.67	39.84	27.89	27.85	26.56	46.75	43.94
Minnesota Hub	2.33	9.51	14.90	13.09	6.44	19.32	22.06	23.78	12.51	14.40	23.07	36.74	29.69	30.17	31.17	21.39	25.10	21.72	24.44	22.84	31.74	23.55	12.52	18.28	20.45	24.05
Wisconsin PS	7.28	11.04	16.54	15.82	11.96	25.46	24.53	26.36	36.51	29.53	28.17	39.50	24.53	34.07	38.92	28.92	28.78	26.25	25.54	26.01	37.52	25.56	10.77	19.15	24.94	29.18
Forecasted Load (GW)	57.1	54.7	53.2	52.9	54.3	58.5	61.4	64.1	66.1	68.3	69.9	71.2	72.3	73.0	73.1	73.0	72.6	71.5	70.5	71.1	69.5	65.1	60.5	57.8		
Forecast Error %	-6.6%	-6.5%	-6.6%	-7.0%	-7.2%	-6.7%	-4.1%	-4.3%	-4.2%	-3.7%	-2.9%	-2.1%	-1.0%	0.1%	0.2%	0.4%	0.3%	0.1%	-0.8%	-1.1%	-0.6%	-0.9%	-2.7%	-5.9%		





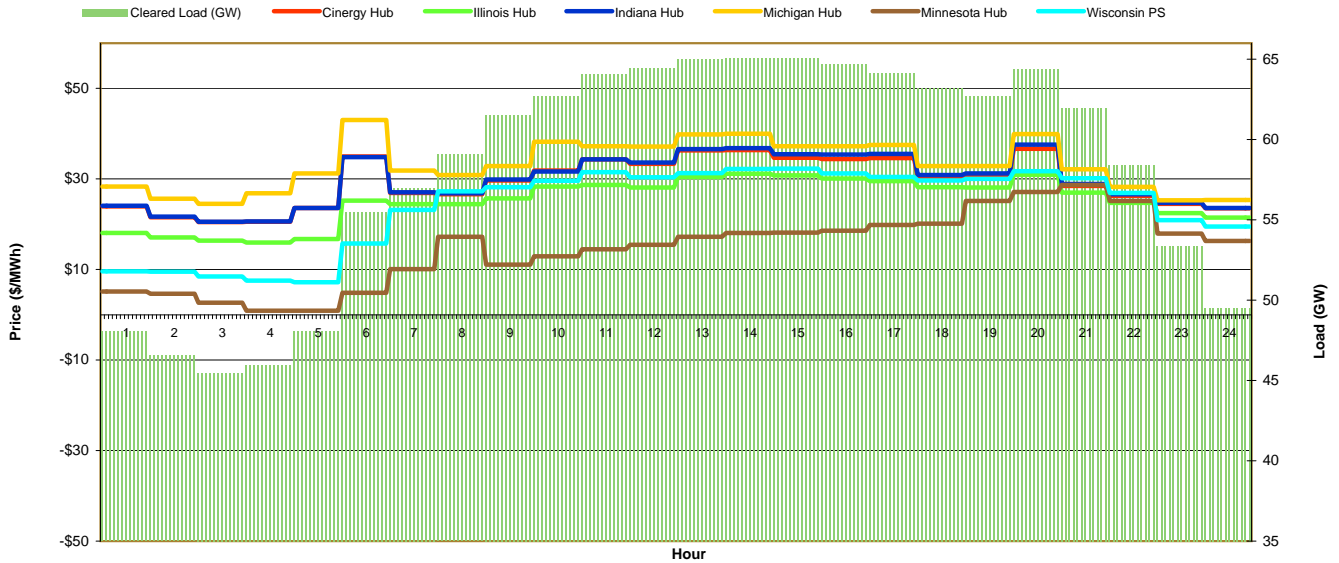
MISO Daily Report

Wednesday September 14, 2011

Price	<=0	>=100	>=200
Forecast Error %	0-4.9%	5-9.9%	>=10%

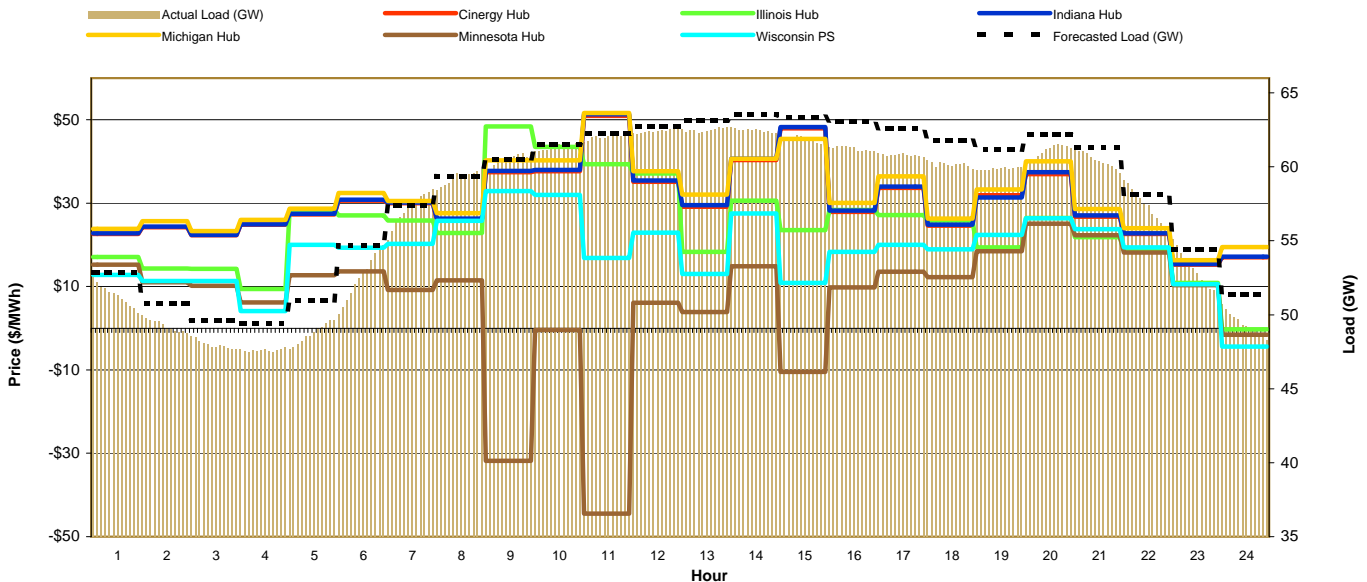
Day-Ahead Prices and Cleared Load

Hour Ending:																									Avg. Hr \$	
	1	2	3	4	5	6	7	8	9	10	11	12	13	14	15	16	17	18	19	20	21	22	23	24	All	On Pk
Cinergy Hub	23.98	21.57	20.50	20.58	23.60	35.00	26.88	26.66	29.67	31.83	34.37	33.34	36.29	36.42	34.67	34.44	34.65	30.44	30.72	36.66	28.48	26.30	24.54	23.50	29.38	31.84
Illinois Hub	18.07	17.07	16.37	15.95	16.76	25.22	24.41	24.44	25.72	28.31	28.66	28.14	30.42	31.16	30.79	30.08	29.55	28.16	28.09	30.95	26.97	24.70	22.43	21.48	25.16	28.04
Indiana Hub	24.08	21.65	20.55	20.61	23.62	34.85	27.05	26.83	29.87	31.63	34.36	33.65	36.63	36.80	35.45	35.40	35.57	30.90	31.23	37.60	28.92	26.60	24.69	23.62	29.67	32.26
Michigan Hub	28.33	25.64	24.54	26.82	31.25	43.01	31.88	30.89	32.87	38.22	37.27	37.17	39.84	40.02	37.25	37.24	37.53	32.83	32.86	39.95	32.16	28.24	25.29	25.39	33.19	34.98
Minnesota Hub	5.11	4.68	2.70	0.88	0.88	4.88	10.06	17.20	11.11	12.90	14.49	15.45	17.24	18.05	18.14	18.54	19.82	20.15	25.18	27.15	28.69	25.13	17.94	16.29	14.69	19.20
Wisconsin PS	9.63	9.53	8.49	7.52	7.18	15.72	23.17	27.30	28.17	29.60	31.55	30.39	31.31	32.22	32.28	31.24	30.48	29.68	30.03	31.70	30.19	26.93	20.91	19.48	23.94	29.62
Cleared Load (GW)	48.1	46.6	45.5	46.0	48.1	55.5	57.0	59.1	61.5	62.7	64.1	64.5	65.0	65.1	65.1	64.7	64.1	63.2	62.7	64.4	62.0	58.4	53.4	5.0		



Preliminary Real-Time Prices with Forecasted and Actual System Load

Hour Ending:																									Avg. Hr \$	
	1	2	3	4	5	6	7	8	9	10	11	12	13	14	15	16	17	18	19	20	21	22	23	24	All	On Pk
Cinergy Hub	22.62	24.24	22.30	24.85	27.28	30.63	29.98	26.11	37.45	37.64	50.97	35.13	29.16	40.34	47.93	27.95	33.67	24.61	31.91	36.96	26.79	22.59	15.25	16.98	30.14	32.78
Illinois Hub	17.09	14.31	14.24	9.41	28.48	27.05	25.83	22.87	48.44	43.51	39.38	37.12	18.32	30.59	23.52	28.37	27.14	25.85	19.37	26.45	21.83	18.76	10.85	-0.24	24.11	27.65
Indiana Hub	22.77	24.38	22.42	24.94	27.46	30.83	30.12	26.30	37.76	37.98	51.29	35.40	29.51	40.66	48.26	28.21	33.99	24.82	31.36	37.43	27.06	22.75	15.37	17.19	30.34	33.01
Michigan Hub	23.85	25.69	23.33	26.00	28.68	32.44	30.50	27.58	40.24	40.31	51.64	37.64	32.07	40.65	45.42	30.04	36.44	26.32	33.25	40.03	28.57	23.99	16.33	19.49	31.69	34.41
Minnesota Hub	15.27	11.01	10.15	6.17	12.74	13.61	9.15	11.46	-31.82	-0.45	-44.49	6.15	3.85	14.87	-10.45	9.79	13.59	12.27	18.45	25.04	22.29	18.19	10.37	-1.58	6.48	4.94
Wisconsin PS	12.76	11.37	11.35	4.11	20.01	19.30	20.23	25.76	32.93	31.99	16.84	22.94	13.06	27.53	10.89	18.34	20.02	18.90	22.36	26.36	23.79	19.40	10.58	-4.38	18.18	21.35
Forecasted Load (GW)	52.8	50.8	49.6	49.4	50.9	54.7	57.4	59.4	60.5	61.5	62.3	62.7	63.2	63.6	63.4	63.1	62.6	61.8	61.2	62.2	61.3	58.1	54.4	51.4		
Forecast Error %	-3.0%	-3.1%	-3.4%	-3.8%	-4.6%	-4.1%	-0.4%	-0.2%	0.0%	-0.3%	-0.4%	-0.6%	-1.1%	-1.8%	-2.4%	-3.0%	-3.0%	-2.7%	-2.2%	-2.0%	-1.4%	-1.5%	-2.7%	-4.1%		





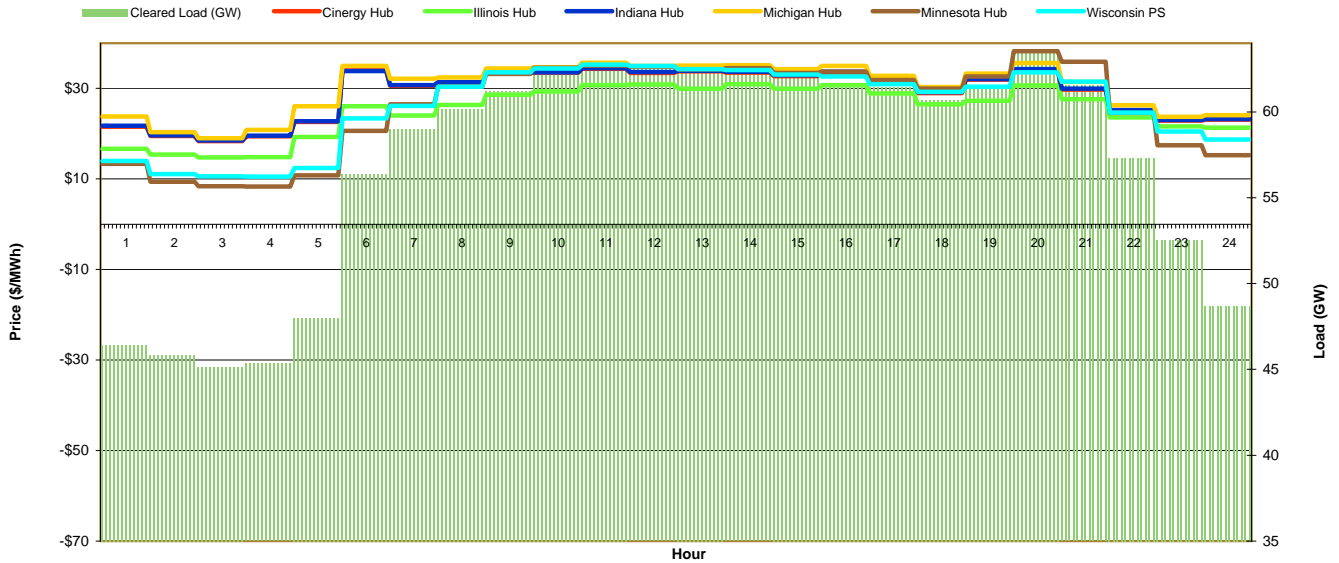
MISO Daily Report

Thursday September 15, 2011

Price	<=0	>=100	>=200
Forecast Error %	0-4.9%	5-9.9%	>=10%

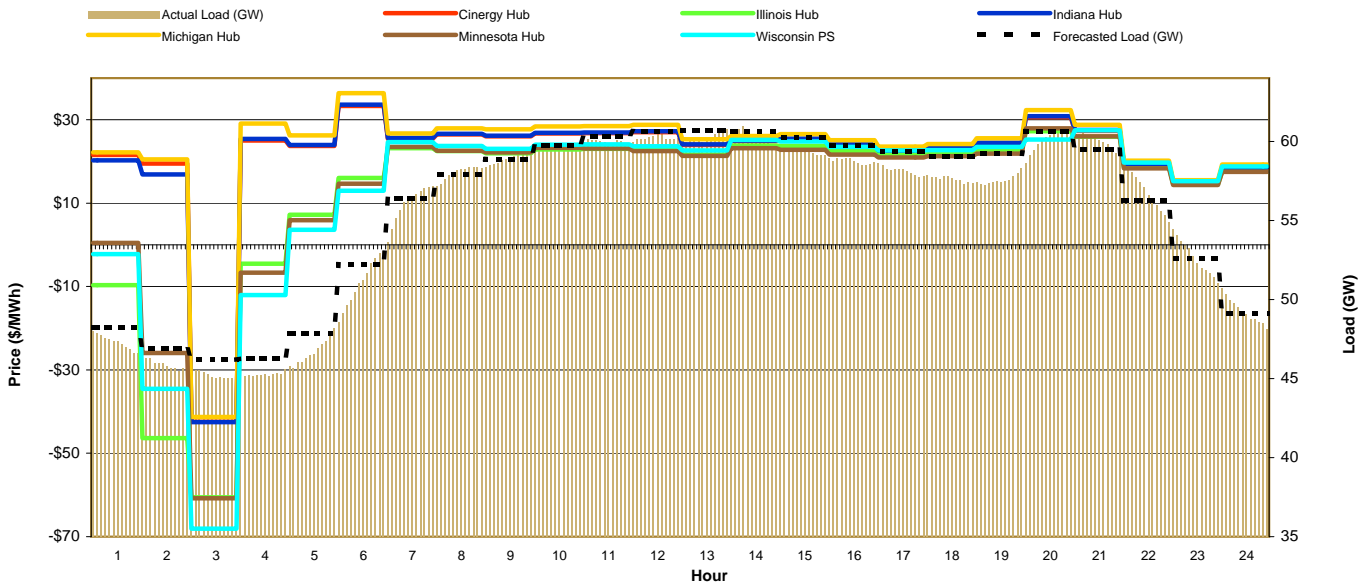
Day-Ahead Prices and Cleared Load

Hour Ending:																									Avg. Hr \$	
	1	2	3	4	5	6	7	8	9	10	11	12	13	14	15	16	17	18	19	20	21	22	23	24	All	On Pk
Cinergy Hub	21.58	19.48	18.35	19.40	22.63	34.00	30.60	31.29	33.44	33.49	34.31	33.43	33.76	33.51	32.69	33.50	31.30	29.00	31.95	34.00	29.72	25.00	22.91	23.13	28.85	31.46
Illinois Hub	16.69	15.37	14.73	14.83	19.30	26.08	24.04	26.36	28.64	29.31	30.74	30.86	29.94	30.92	29.96	30.71	28.87	26.53	27.24	30.69	27.65	23.59	21.61	21.36	25.25	28.35
Indiana Hub	21.74	19.64	18.49	19.54	22.74	33.84	30.75	31.37	33.48	33.58	34.46	33.64	33.90	33.74	32.92	33.69	31.52	29.19	32.07	34.25	29.99	25.22	23.04	23.26	29.00	31.63
Michigan Hub	23.78	20.38	19.02	20.83	26.08	35.00	32.16	32.44	34.45	34.67	35.69	34.98	35.07	35.10	34.25	35.01	32.79	30.33	33.27	35.63	31.47	26.32	23.72	24.08	30.27	32.82
Minnesota Hub	13.35	9.36	8.40	8.35	10.77	20.65	26.51	30.36	33.20	34.59	35.04	34.83	34.18	34.51	33.46	33.73	31.89	29.97	32.68	38.21	35.90	24.59	17.46	15.29	26.14	32.16
Wisconsin PS	13.97	11.06	10.63	10.51	12.40	23.42	26.11	30.40	33.56	34.40	35.29	34.97	34.30	34.07	33.06	32.62	30.98	29.26	30.40	33.59	31.49	24.67	20.49	18.75	26.26	31.47
Cleared Load (GW)	46.4	45.9	45.2	45.4	48.0	56.4	59.0	60.2	61.2	62.1	62.4	62.5	62.6	62.5	62.2	61.7	61.5	60.7	61.4	63.5	61.5	57.3	52.6	4.9		



Preliminary Real-Time Prices with Forecasted and Actual System Load

Hour Ending:																									Avg. Hr \$	
	1	2	3	4	5	6	7	8	9	10	11	12	13	14	15	16	17	18	19	20	21	22	23	24	All	On Pk
Cinergy Hub	21.60	19.50	-42.43	25.05	23.75	33.33	25.44	26.48	26.03	26.70	26.78	27.04	23.97	24.90	25.32	23.95	22.53	23.05	24.32	30.62	27.34	19.30	14.96	18.14	21.57	24.58
Illinois Hub	-9.64	-46.37	-60.56	-4.52	7.24	16.07	23.19	22.48	21.95	22.85	23.04	22.91	21.62	23.81	23.74	22.55	21.59	21.72	22.55	27.25	25.96	18.65	14.51	17.62	12.51	22.32
Indiana Hub	20.30	16.87	-42.54	25.40	23.99	33.64	25.61	26.66	26.21	26.90	26.97	27.25	24.14	25.05	25.47	24.11	22.67	23.17	24.46	30.83	27.53	19.42	15.05	18.60	21.57	24.74
Michigan Hub	22.22	20.52	-41.29	29.10	26.24	36.39	26.69	27.94	27.68	28.41	28.52	28.83	25.34	26.11	26.60	25.13	23.58	24.15	25.56	32.34	28.80	20.16	15.53	19.31	23.08	25.92
Minnesota Hub	0.47	-25.91	-60.77	-6.65	5.95	14.65	23.49	22.58	22.16	23.26	23.13	22.46	21.34	23.18	22.82	21.69	20.97	21.25	21.87	27.95	26.03	18.35	14.37	17.48	13.42	22.09
Wisconsin PS	-2.23	-34.52	-68.06	-12.02	3.61	12.96	24.63	23.71	23.01	24.07	24.15	23.63	22.63	25.16	24.77	23.51	22.66	22.73	23.51	25.25	27.51	19.73	15.29	18.82	13.10	23.20
Forecasted Load (GW)	48.2	46.9	46.2	46.3	47.8	52.2	56.4	57.9	58.9	59.7	60.3	60.6	60.7	60.6	60.2	59.7	59.3	59.0	59.2	60.6	59.5	56.3	52.6	49.1		
Forecast Error %	-2.0%	-2.3%	-2.2%	-2.3%	-2.5%	-2.4%	-0.6%	0.2%	0.0%	-0.2%	-0.6%	-0.7%	-0.7%	-0.7%	-1.4%	-1.7%	-2.1%	-2.5%	-2.9%	-0.9%	0.9%	1.0%	0.1%	0.3%		





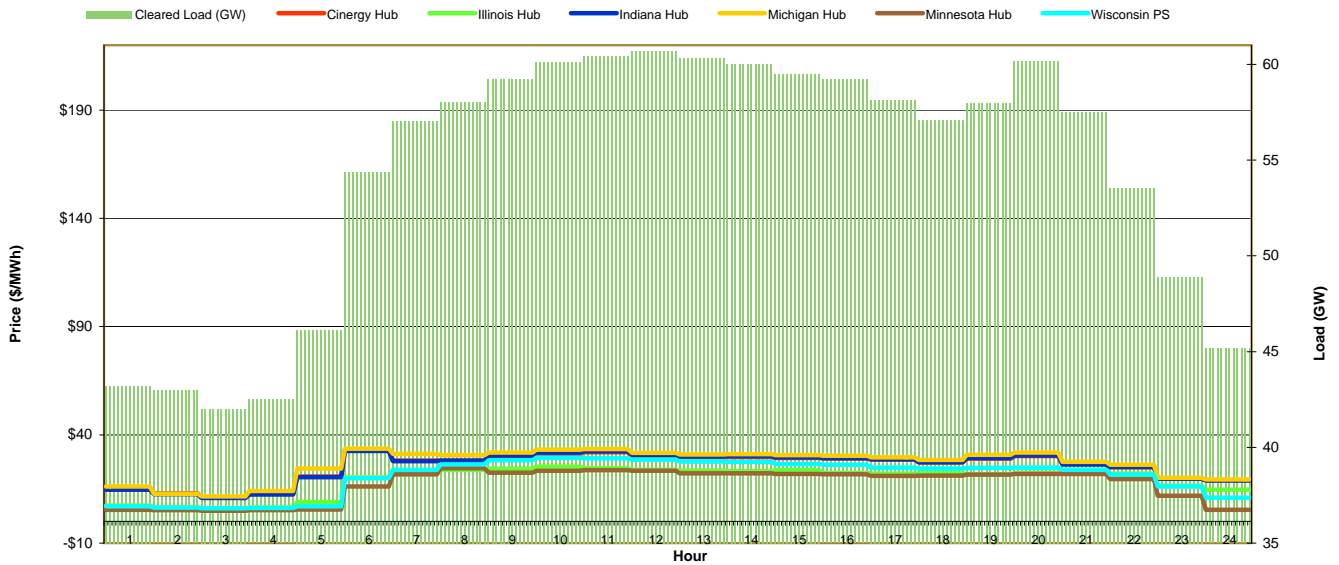
MISO Daily Report

Friday September 16, 2011

Price	<=0	>=100	>=200
Forecast Error %	0-4.9%	5-9.9%	>=10%

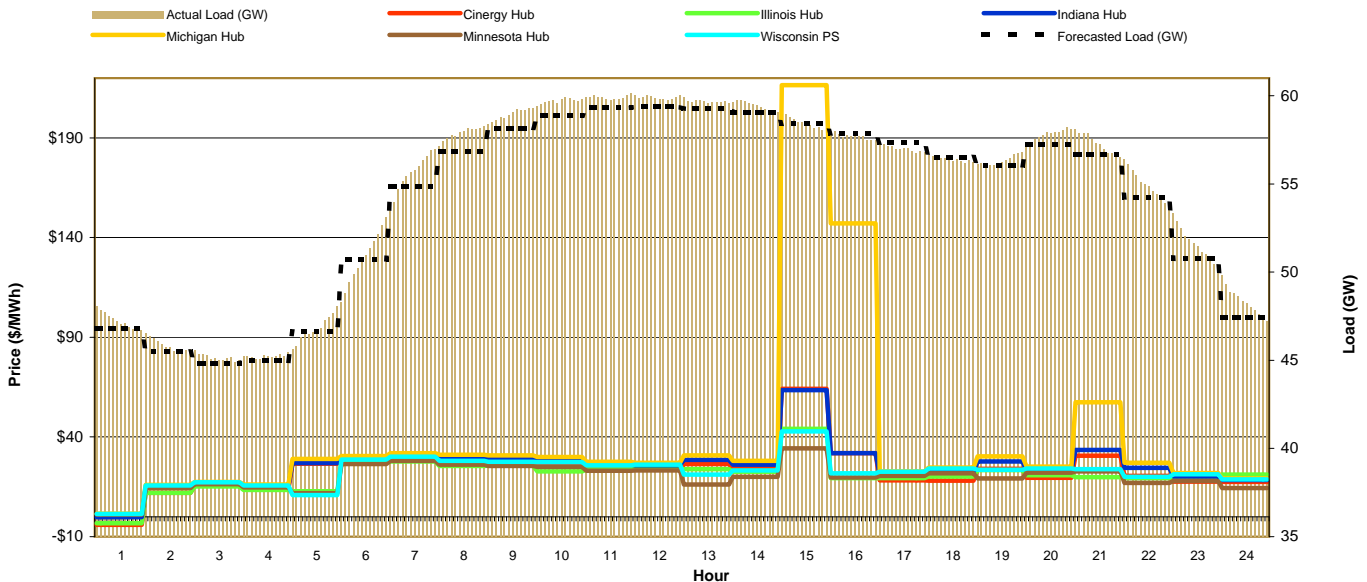
Day-Ahead Prices and Cleared Load

Hour Ending:																									Avg. Hr \$	
	1	2	3	4	5	6	7	8	9	10	11	12	13	14	15	16	17	18	19	20	21	22	23	24	All	On Pk
Cinergy Hub	14.96	12.85	11.00	12.71	20.69	32.99	28.08	27.99	30.12	31.31	31.93	30.42	29.73	29.82	29.26	29.02	28.59	27.28	29.03	30.22	26.36	25.08	19.72	19.04	25.34	28.49
Illinois Hub	7.28	6.38	6.12	6.47	8.88	20.30	21.77	23.80	24.34	25.32	24.66	23.78	23.37	23.32	23.65	22.32	22.14	22.21	21.80	22.17	22.78	22.05	16.51	14.62	19.00	22.76
Indiana Hub	14.73	12.63	10.82	12.53	20.49	32.62	27.89	28.18	30.49	31.78	32.44	30.87	30.10	30.21	29.56	29.26	28.68	27.36	29.32	30.48	26.40	25.12	19.69	18.94	25.44	28.75
Michigan Hub	16.16	12.80	11.65	14.06	24.51	33.62	31.26	30.67	31.84	33.18	33.42	31.63	30.92	31.09	30.65	30.35	29.63	28.44	30.74	31.78	27.56	26.22	20.10	19.43	26.74	29.89
Minnesota Hub	5.38	5.25	4.88	5.24	5.55	16.13	21.82	24.58	22.56	23.43	23.76	23.47	22.27	22.21	21.97	21.85	21.06	21.26	21.69	21.96	21.98	19.57	11.92	5.34	17.30	21.60
Wisconsin PS	6.99	6.38	6.07	6.26	7.01	20.04	23.84	26.39	28.27	29.46	29.16	28.55	27.71	27.58	26.45	26.17	24.83	24.43	24.72	24.95	23.81	21.61	16.09	10.96	20.74	25.63
Cleared Load (GW)	43.2	43.0	42.0	42.5	46.1	54.4	57.0	58.0	59.2	60.1	60.4	60.7	60.3	60.0	59.5	59.2	58.1	57.1	58.0	60.2	57.5	53.5	48.9	4.5		



Preliminary Real-Time Prices with Forecasted and Actual System Load

Hour Ending:																									Avg. Hr \$	
	1	2	3	4	5	6	7	8	9	10	11	12	13	14	15	16	17	18	19	20	21	22	23	24	All	On Pk
Cinergy Hub	-4.11	12.03	15.64	13.73	26.61	29.33	29.17	26.12	27.45	26.80	24.29	24.06	26.37	24.61	64.17	31.97	18.18	18.13	23.98	19.57	30.59	20.51	17.58	17.37	23.51	26.52
Illinois Hub	-3.24	11.97	15.21	13.41	12.77	27.62	27.75	25.51	25.61	22.77	23.72	24.25	23.90	22.52	44.10	19.39	19.37	20.18	23.37	20.74	19.85	19.33	20.18	21.14	20.89	23.42
Indiana Hub	-0.27	14.53	16.68	15.18	26.99	29.48	30.37	29.00	28.99	28.42	26.10	25.73	28.53	26.17	63.58	31.94	21.03	22.41	27.65	23.21	33.47	24.46	20.25	18.34	25.51	28.81
Michigan Hub	1.51	16.03	17.47	16.11	29.01	30.40	31.85	31.02	30.69	30.03	27.63	27.08	30.72	27.97	216.49	147.07	22.74	24.67	30.28	25.17	57.42	27.00	21.95	19.22	39.15	48.62
Minnesota Hub	1.09	14.44	16.25	14.75	11.81	26.40	28.02	26.11	25.42	24.99	23.13	23.20	16.11	20.04	34.25	19.68	20.45	21.81	19.19	22.08	22.78	17.01	17.90	14.41	20.06	22.13
Wisconsin PS	1.43	15.76	17.34	15.67	10.83	28.72	30.05	28.01	27.52	27.43	25.72	26.04	21.16	23.18	42.82	21.78	22.55	24.26	23.49	24.15	23.81	20.06	21.31	18.76	22.58	25.20
Forecasted Load (GW)	46.8	45.5	44.8	45.0	46.6	50.7	54.9	56.8	58.1	58.9	59.3	59.4	59.3	59.1	58.4	57.9	57.3	56.5	56.1	57.2	56.7	54.2	50.7	47.4		
Forecast Error %	0.9%	0.8%	0.8%	0.6%	0.3%	0.1%	1.3%	1.7%	1.3%	1.0%	0.8%	0.7%	0.5%	0.1%	-0.3%	-0.6%	-0.2%	0.5%	0.9%	1.1%	1.3%	1.6%	1.9%			





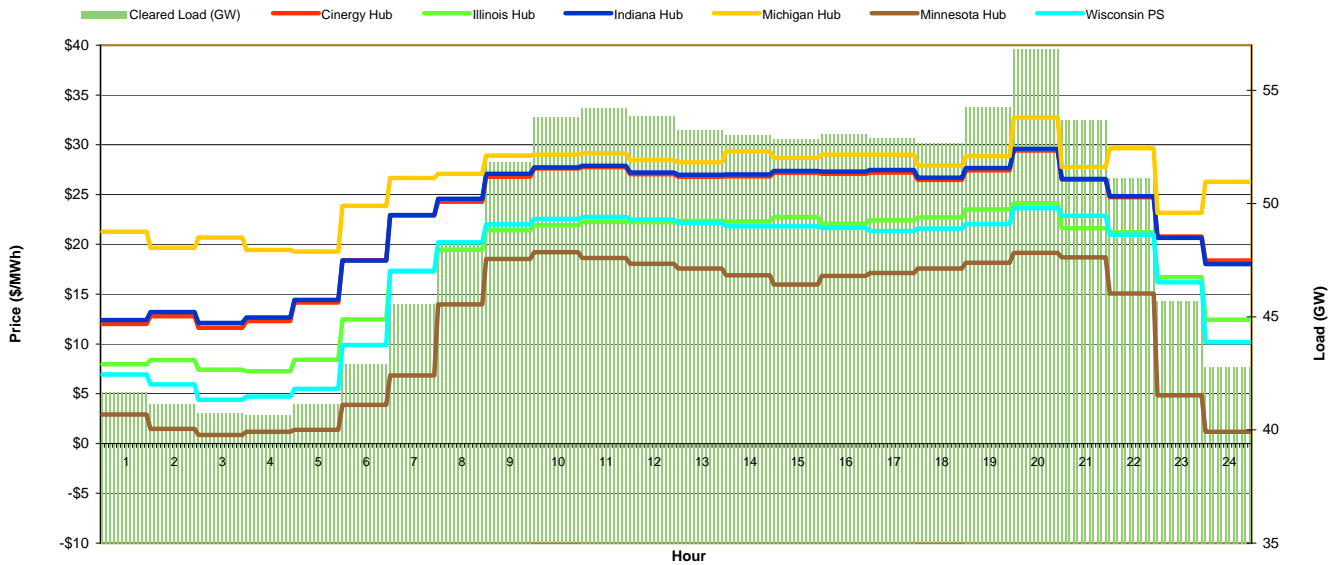
MISO Daily Report

Saturday September 17, 2011

Price	<=0	>=100	>=200
Forecast Error %	0-4.9%	5-9.9%	>=10%

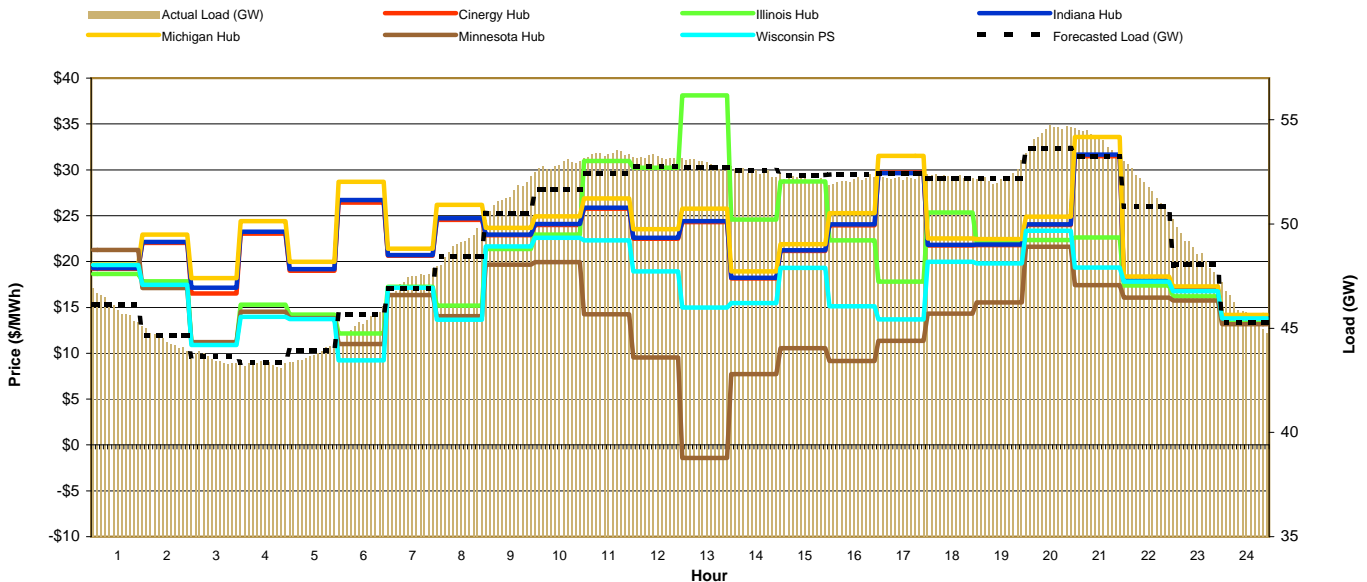
Day-Ahead Prices and Cleared Load

Hour Ending:																									Avg. Hr \$	
	1	2	3	4	5	6	7	8	9	10	11	12	13	14	15	16	17	18	19	20	21	22	23	24	All	On Pk
Cinergy Hub	12.00	12.77	11.62	12.31	14.16	18.40	22.89	24.29	26.78	27.62	27.75	27.06	26.78	26.84	27.17	27.07	27.20	26.46	27.42	29.42	26.51	24.74	20.78	18.38	22.77	26.49
Illinois Hub	7.95	8.37	7.43	7.25	8.41	12.47	17.28	19.48	21.43	21.92	22.26	22.23	22.35	22.31	22.74	22.07	22.41	22.72	23.52	24.14	21.61	21.20	16.70	12.42	17.94	21.82
Indiana Hub	12.41	13.20	12.10	12.66	14.41	18.38	22.94	24.59	27.07	27.71	27.90	27.21	26.97	27.02	27.37	27.31	27.46	26.69	27.66	29.58	26.56	24.84	20.66	18.03	22.95	26.66
Michigan Hub	21.28	19.67	20.70	19.45	19.28	23.88	26.65	27.09	28.91	29.00	29.14	28.46	28.23	29.33	28.70	29.02	29.01	27.92	28.84	32.74	27.75	29.65	23.15	26.27	26.42	28.56
Minnesota Hub	2.93	1.47	0.85	1.17	1.38	3.89	6.85	13.98	18.53	19.21	18.64	18.04	17.56	16.89	15.97	16.83	17.13	17.56	18.16	19.14	18.68	15.08	4.83	1.17	11.91	16.64
Wisconsin PS	6.92	5.93	4.40	4.71	5.50	9.89	17.36	20.20	22.02	22.55	22.75	22.49	22.17	21.82	21.82	21.66	21.33	21.60	22.05	23.66	22.89	20.97	16.21	10.17	17.13	21.63
Cleared Load (GW)	41.7	41.2	40.7	40.7	41.1	42.9	45.6	48.2	51.8	53.8	54.2	53.9	53.3	53.0	52.9	53.1	52.9	52.7	54.3	56.8	53.7	51.1	45.7	4.3		



Preliminary Real-Time Prices with Forecasted and Actual System Load

Hour Ending:																									Avg. Hr \$	
	1	2	3	4	5	6	7	8	9	10	11	12	13	14	15	16	17	18	19	20	21	22	23	24	All	On Pk
Cinergy Hub	19.20	22.04	16.51	23.05	19.00	26.44	20.62	24.55	22.86	23.99	25.75	22.50	24.29	18.16	21.16	23.96	29.70	21.74	21.79	23.97	31.47	17.84	16.85	13.88	22.14	23.16
Illinois Hub	18.63	17.84	11.14	15.29	14.23	12.16	17.25	15.19	21.37	22.95	30.95	30.23	38.13	24.58	28.74	22.32	17.80	25.33	22.01	22.36	22.62	17.40	16.22	13.35	20.75	23.64
Indiana Hub	19.28	22.15	17.13	23.24	19.18	26.69	20.72	24.71	22.94	24.08	25.86	22.60	24.42	18.24	21.24	24.07	29.63	21.83	21.86	24.06	31.66	17.92	16.93	13.94	22.27	23.25
Michigan Hub	19.68	22.93	18.19	24.42	19.98	28.69	21.42	26.19	23.68	24.93	26.88	23.52	25.77	18.92	21.89	25.29	31.53	22.52	22.45	24.90	33.59	18.37	17.30	14.18	23.22	24.23
Minnesota Hub	21.26	17.12	11.22	14.52	13.82	11.02	16.35	14.03	19.65	19.93	14.24	9.54	-1.40	7.71	10.54	9.15	11.35	14.32	15.54	21.61	17.41	16.08	15.75	13.18	13.91	13.47
Wisconsin PS	19.63	17.45	10.90	13.98	13.73	9.23	17.16	13.65	21.63	22.58	22.31	18.93	14.99	15.46	19.32	15.12	13.70	19.98	19.81	23.37	19.36	17.82	16.78	13.80	17.11	18.42
Forecasted Load (GW)	46.1	44.6	43.7	43.4	43.9	45.7	46.9	48.4	50.5	51.7	52.4	52.7	52.7	52.6	52.4	52.4	52.4	52.2	52.2	53.6	53.2	50.8	48.0	45.3		
Forecast Error %	-0.2%	-0.4%	-0.3%	-0.3%	-0.5%	-1.1%	0.7%	1.1%	1.6%	2.2%	1.7%	0.9%	0.4%	-0.1%	-0.3%	-0.6%	-0.4%	0.2%	0.1%	1.3%	1.4%	1.9%	1.5%	1.2%		





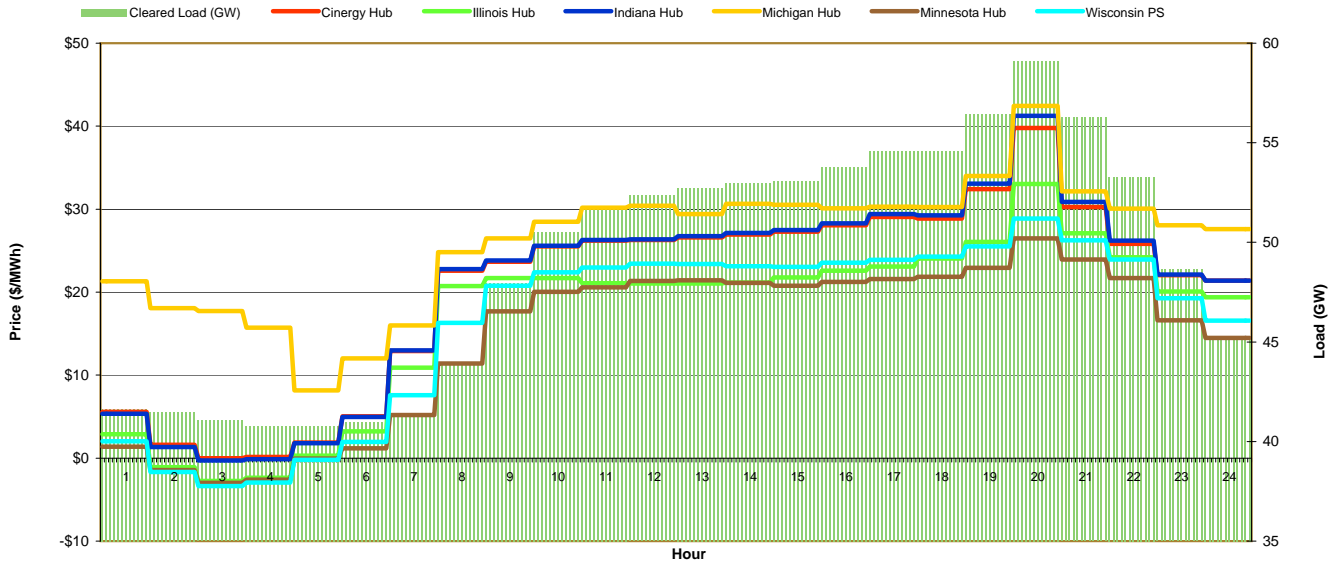
MISO Daily Report

Sunday September 18, 2011

Price	<=0	>=100	>=200
Forecast Error %	0-4.9%	5-9.9%	>=10%

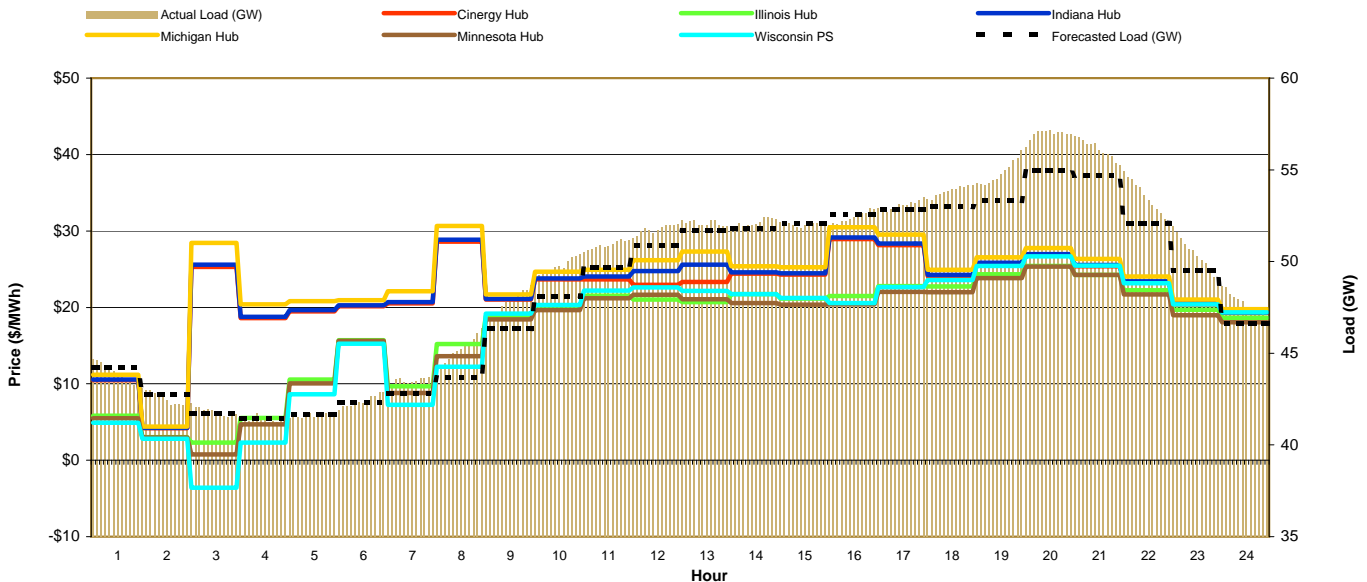
Day-Ahead Prices and Cleared Load

Hour Ending:																									Avg. Hr \$	
	1	2	3	4	5	6	7	8	9	10	11	12	13	14	15	16	17	18	19	20	21	22	23	24	All	On Pk
Cinergy Hub	5.59	1.61	0.00	0.14	1.88	5.03	12.91	22.59	23.68	25.52	26.19	26.27	26.61	26.95	27.27	28.06	29.07	28.88	32.42	39.80	30.27	25.83	22.06	21.38	20.42	27.59
Illinois Hub	2.87	-1.08	-2.75	-2.35	0.30	3.22	10.90	20.72	21.70	21.69	21.07	21.03	21.03	21.15	21.78	22.57	23.10	24.06	26.06	33.04	27.09	24.22	20.07	19.40	16.70	23.15
Indiana Hub	5.35	1.33	-0.30	-0.13	1.79	4.96	13.00	22.77	23.83	25.60	26.28	26.36	26.76	27.14	27.48	28.30	29.41	29.27	33.06	41.23	30.86	26.21	22.11	21.40	20.59	27.92
Michigan Hub	21.31	18.06	17.72	15.72	8.18	12.03	15.99	24.81	26.48	28.50	30.19	30.40	29.39	30.65	30.52	30.10	30.28	30.27	34.00	42.43	32.14	30.05	28.05	27.60	26.04	30.52
Minnesota Hub	1.36	-1.44	-2.98	-2.58	-0.06	1.19	5.20	11.41	17.67	20.02	20.59	21.34	21.43	21.11	20.77	21.23	21.57	21.85	22.93	26.49	23.94	21.71	16.62	14.47	14.41	20.67
Wisconsin PS	2.05	-1.69	-3.38	-2.94	-0.22	1.94	7.59	16.31	20.76	22.40	22.97	23.44	23.39	23.13	23.05	23.53	23.90	24.29	25.53	28.87	26.27	23.95	19.28	16.55	16.29	23.19
Cleared Load (GW)	41.6	41.5	41.1	40.8	40.8	41.0	41.4	43.9	47.9	50.5	51.7	52.3	52.7	53.0	53.1	53.8	54.6	54.6	56.5	59.1	56.3	53.3	48.6	4.5		



Preliminary Real-Time Prices with Forecasted and Actual System Load

Hour Ending:																									Avg. Hr \$	
	1	2	3	4	5	6	7	8	9	10	11	12	13	14	15	16	17	18	19	20	21	22	23	24	All	On Pk
Cinergy Hub	10.46	4.21	25.29	18.58	19.48	20.15	20.54	28.62	21.03	23.68	23.67	22.97	23.33	24.43	24.29	28.92	28.14	24.07	25.70	26.78	25.36	23.23	20.40	19.25	22.19	24.66
Illinois Hub	5.84	3.03	2.30	5.52	10.54	15.72	9.68	15.20	18.86	20.23	21.51	21.04	20.67	21.73	21.15	21.49	22.78	22.73	24.32	25.43	24.27	22.26	19.68	18.65	17.28	21.46
Indiana Hub	10.54	4.24	25.59	18.77	19.63	20.26	20.71	28.85	21.12	23.78	24.02	24.76	25.60	24.59	24.46	29.14	28.35	24.24	25.86	26.97	25.55	23.40	20.53	19.36	22.51	25.08
Michigan Hub	11.18	4.42	28.42	20.38	20.82	20.96	22.11	30.64	21.69	24.66	24.90	26.19	27.32	25.36	25.25	30.49	29.54	24.90	26.55	27.75	26.35	24.04	21.01	19.78	23.53	26.04
Minnesota Hub	5.50	2.97	0.75	4.71	10.04	15.63	8.81	13.61	18.44	19.66	21.21	21.64	21.06	20.55	20.36	20.39	22.02	21.98	23.82	25.33	24.23	21.71	18.97	18.05	16.73	20.94
Wisconsin PS	4.91	2.83	-3.58	2.33	8.64	15.23	7.25	12.25	19.20	20.30	22.20	22.63	22.17	21.73	21.26	20.55	22.66	23.60	25.43	26.69	25.45	23.15	20.41	19.36	16.94	21.85
Forecasted Load (GW)	44.2	42.7	41.7	41.5	41.6	42.3	42.8	43.7	46.3	48.1	49.7	50.9	51.7	51.8	52.1	52.5	52.8	53.0	53.3	55.0	54.7	52.1	49.5	46.6		
Forecast Error %	-0.7%	-0.4%	0.1%	-0.1%	0.1%	1.7%	3.3%	2.9%	3.2%	2.4%	1.7%	0.7%	0.6%	-0.1%	-0.3%	0.4%	1.5%	2.8%	3.4%	2.6%	2.6%	1.7%	2.3%			





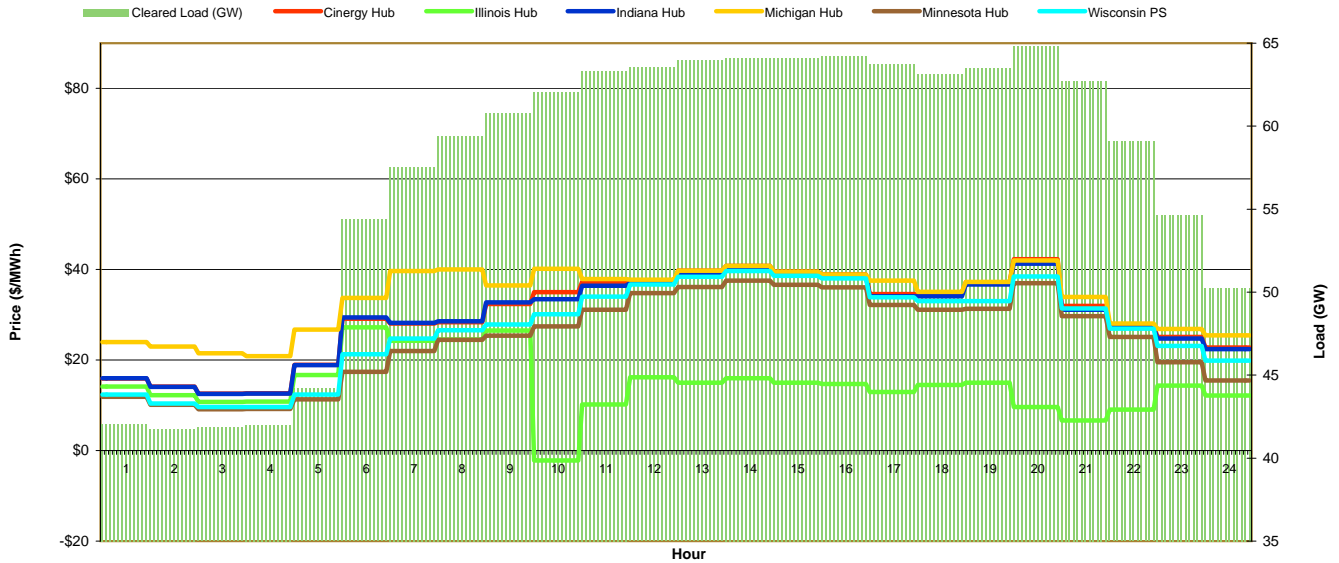
MISO Daily Report

Monday September 19, 2011

Price	<=0	>=100	>=200
Forecast Error %	0-4.9%	5-9.9%	>=10%

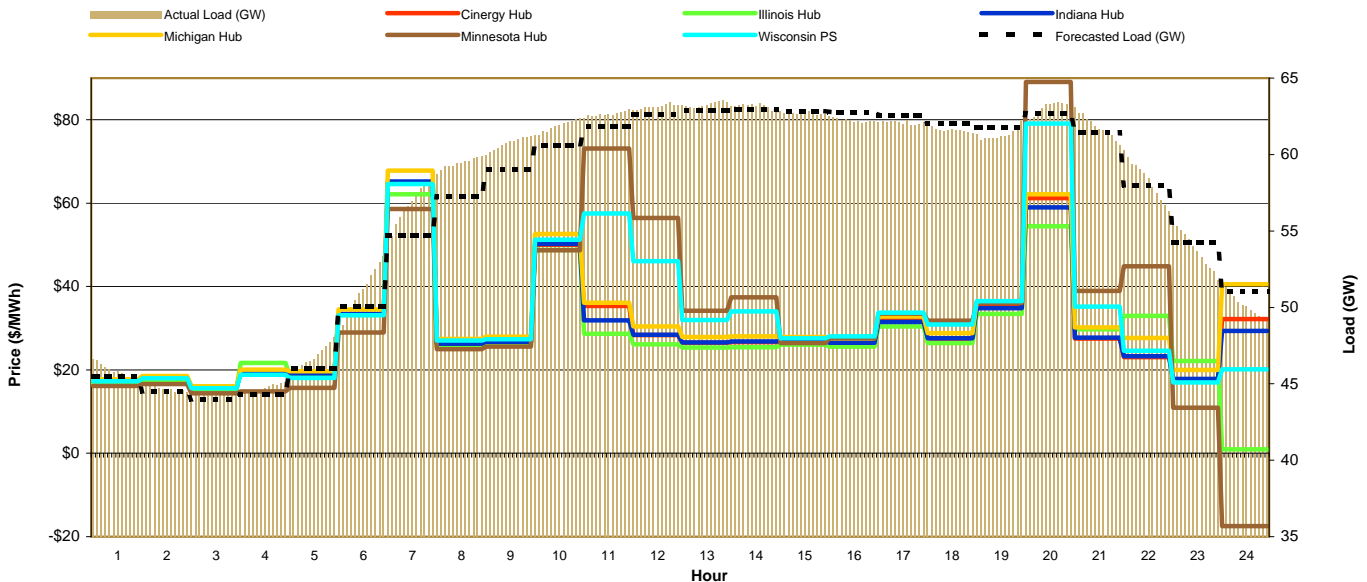
Day-Ahead Prices and Cleared Load

Hour Ending:																									Avg. Hr \$	
	1	2	3	4	5	6	7	8	9	10	11	12	13	14	15	16	17	18	19	20	21	22	23	24	All	On Pk
Cinergy Hub	15.90	14.11	12.59	12.63	18.92	29.12	28.04	28.39	32.41	35.03	37.23	37.39	39.71	40.79	39.50	38.90	34.57	34.50	37.16	42.26	31.98	27.74	25.12	22.79	29.87	35.17
Illinois Hub	14.11	12.21	10.73	10.83	16.72	27.19	24.27	24.54	26.54	-2.18	10.20	16.20	15.00	15.97	14.97	14.72	12.96	14.47	15.00	9.64	6.63	9.07	14.38	12.20	14.43	13.63
Indiana Hub	15.96	14.09	12.54	12.58	18.89	29.40	28.20	28.58	32.76	33.47	36.43	37.03	39.23	40.36	39.03	38.42	34.07	34.10	36.70	41.31	31.14	27.17	24.73	22.40	29.52	34.66
Michigan Hub	23.97	22.95	21.51	20.89	26.74	33.76	39.65	40.03	36.48	40.18	37.90	37.77	39.76	40.81	39.50	38.92	37.56	35.10	37.28	42.00	33.96	28.08	26.84	25.45	33.63	37.01
Minnesota Hub	11.91	10.13	9.11	9.19	11.35	17.40	21.97	24.45	25.38	27.45	31.14	34.77	36.16	37.57	36.64	36.08	32.18	31.09	31.32	36.97	29.69	25.07	19.54	15.47	25.08	30.97
Wisconsin PS	12.38	10.39	9.60	9.65	12.40	21.32	24.74	26.59	27.83	30.13	34.00	36.72	38.38	39.66	38.63	38.01	33.89	33.00	33.05	38.45	31.40	26.96	23.11	19.85	27.09	33.11
Cleared Load (GW)	42.1	41.8	41.8	42.0	44.2	54.4	57.5	59.4	60.8	62.1	63.3	63.5	64.0	64.1	64.2	63.8	63.1	63.5	64.8	62.7	59.1	54.6	5.0			



Preliminary Real-Time Prices with Forecasted and Actual System Load

Hour Ending:																									Avg. Hr \$	
	1	2	3	4	5	6	7	8	9	10	11	12	13	14	15	16	17	18	19	20	21	22	23	24	All	On Pk
Cinergy Hub	17.32	18.05	15.70	19.51	19.03	33.25	64.90	25.75	26.61	50.03	35.37	28.35	26.49	26.64	26.74	26.37	32.00	27.54	35.27	61.24	27.50	23.04	17.70	32.21	29.86	31.04
Illinois Hub	16.80	17.54	15.27	21.68	18.71	33.21	62.12	25.47	25.89	48.75	28.68	26.14	25.40	25.44	26.04	25.59	30.40	26.43	33.43	54.49	29.78	32.97	22.13	0.93	28.05	30.44
Indiana Hub	17.41	18.14	15.78	19.61	19.12	33.41	65.18	26.25	26.71	50.24	31.86	28.46	26.62	26.79	26.89	26.52	31.54	27.60	34.79	58.97	27.72	23.30	17.86	29.35	29.59	30.76
Michigan Hub	17.80	18.50	16.08	20.07	19.70	34.51	67.81	27.42	27.95	52.65	36.09	30.47	27.92	28.03	27.92	27.57	32.83	28.80	36.30	62.10	30.24	27.68	19.96	40.60	31.63	32.75
Minnesota Hub	16.16	16.59	14.36	14.84	15.71	29.00	58.63	25.01	25.60	48.69	73.11	56.49	34.20	37.44	26.47	27.56	33.50	31.84	36.05	89.11	38.94	44.88	10.90	-17.48	32.82	39.99
Wisconsin PS	17.34	17.97	15.61	18.84	18.10	33.11	64.61	27.03	27.36	51.22	57.54	46.06	31.95	34.03	27.62	28.09	33.71	30.92	36.53	79.12	35.20	24.57	17.01	20.16	33.07	36.74
Forecasted Load (GW)	45.5	44.5	44.0	44.3	46.0	50.0	54.7	57.2	59.0	60.6	61.8	62.6	62.9	63.0	62.8	62.8	62.6	62.0	61.7	62.7	61.4	58.0	54.3	51.0		
Forecast Error %	0.7%	0.4%	0.7%	0.9%	1.4%	1.8%	3.3%	3.6%	2.7%	2.0%	1.3%	0.7%	0.6%	0.3%	-0.2%	-0.9%	-0.8%	-0.7%	0.4%	0.7%	0.6%	0.6%	0.6%	-1.7%		





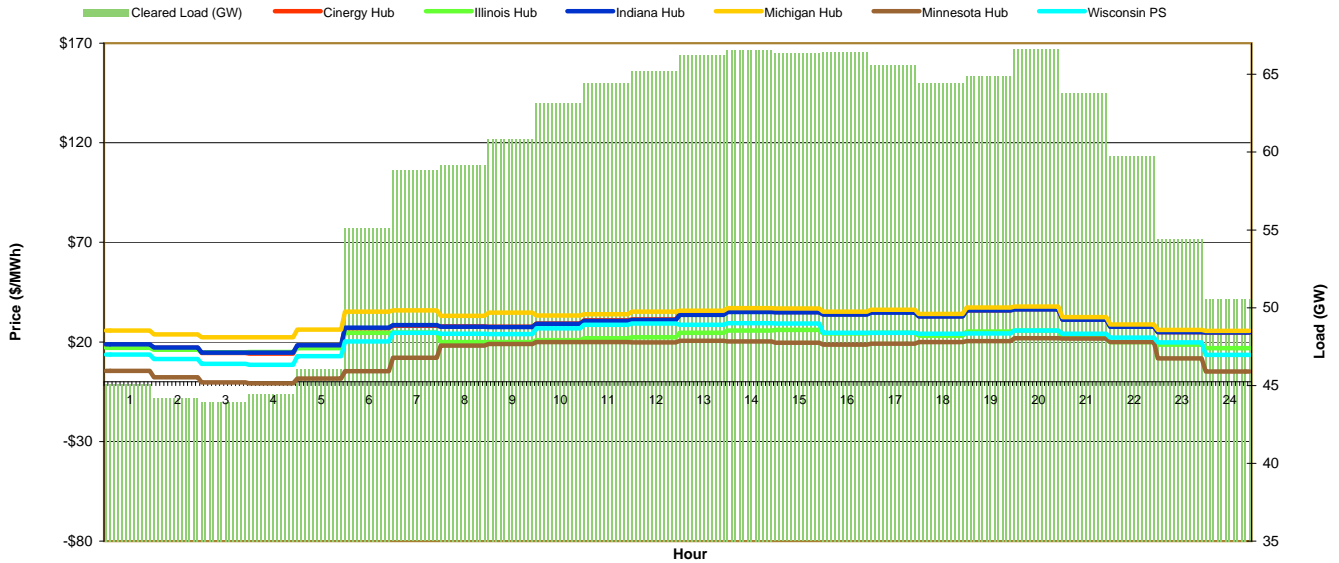
MISO Daily Report

Tuesday September 20, 2011

Price	<=0	>=100	>=200
Forecast Error %	0-4.9%	5-9.9%	>=10%

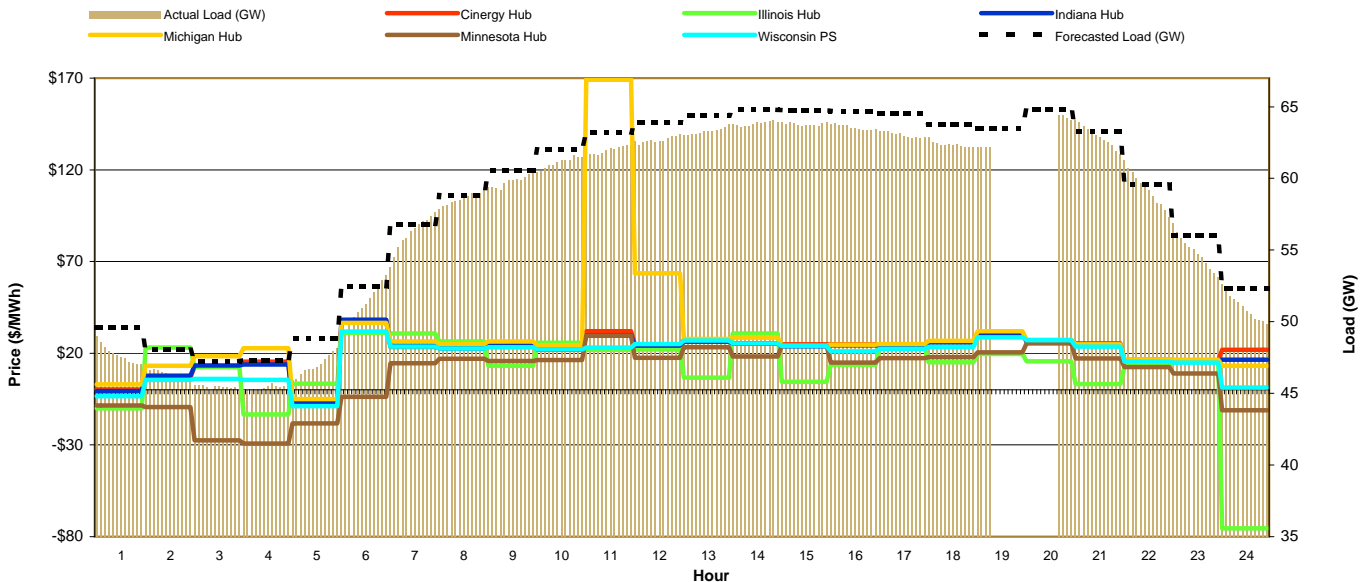
Day-Ahead Prices and Cleared Load

Hour Ending:																									Avg. Hr \$	
	1	2	3	4	5	6	7	8	9	10	11	12	13	14	15	16	17	18	19	20	21	22	23	24	All	On Pk
Cinergy Hub	18.55	17.00	14.41	14.21	18.00	26.78	28.17	27.73	27.70	29.22	30.86	31.27	33.85	35.26	35.11	33.97	35.01	32.87	35.82	36.52	31.20	27.57	24.94	24.79	27.95	31.81
Illinois Hub	17.05	16.11	14.79	14.90	16.87	24.54	24.69	19.86	19.95	20.91	21.83	22.38	24.54	25.76	26.02	24.30	24.53	23.16	25.30	25.77	22.32	19.95	18.63	16.81	21.29	22.83
Indiana Hub	18.75	17.23	14.71	14.58	18.30	27.09	28.46	27.62	27.56	29.03	30.51	31.05	33.64	34.98	34.88	33.69	34.76	32.71	35.78	36.27	31.16	27.59	24.87	24.70	27.91	31.63
Michigan Hub	25.75	23.83	22.37	22.38	26.21	35.20	35.82	33.07	34.79	33.32	33.98	35.14	35.65	36.91	36.79	35.15	36.13	34.05	37.29	37.80	32.49	28.73	26.11	25.58	31.86	34.21
Minnesota Hub	5.54	2.21	-0.33	-0.75	1.65	5.25	12.06	18.15	19.05	19.99	19.96	19.80	20.50	20.28	19.68	18.73	19.19	19.89	20.38	21.88	21.65	19.93	11.72	5.14	14.23	19.42
Wisconsin PS	13.61	11.40	9.00	8.60	12.86	20.32	24.54	24.19	23.94	26.91	28.69	29.32	28.62	29.37	29.19	24.62	24.54	24.14	24.28	25.76	24.05	22.19	19.76	13.50	21.81	25.60
Cleared Load (GW)	45.1	44.2	43.9	44.4	46.1	55.1	58.8	59.2	60.9	63.1	64.5	65.2	66.3	66.6	66.3	66.4	65.6	64.5	64.9	66.6	63.8	59.8	54.4	5.1		



Preliminary Real-Time Prices with Forecasted and Actual System Load

Hour Ending:																									Avg. Hr \$	
	1	2	3	4	5	6	7	8	9	10	11	12	13	14	15	16	17	18	19	20	21	22	23	24	All	On Pk
Cinergy Hub	0.24	6.77	12.77	15.44	-7.70	37.37	23.48	22.68	24.87	21.92	32.07	24.75	27.33	25.18	24.85	24.81	24.13	26.46	31.09	26.73	25.33	16.45	16.06	21.04	24.67	
Illinois Hub	-10.11	23.13	12.51	-13.38	3.46	31.09	30.80	26.46	13.23	25.68	21.84	22.03	6.76	30.79	4.44	13.77	23.50	15.09	19.67	15.61	3.20	12.93	15.37	-75.42	11.35	16.90
Indiana Hub	-0.70	7.76	13.38	13.78	-6.97	38.34	24.15	22.75	24.09	22.07	29.68	24.14	26.23	25.44	23.81	24.29	24.16	25.97	30.58	26.25	24.19	16.35	16.11	16.47	20.51	24.13
Michigan Hub	3.12	13.09	18.48	22.70	-5.01	36.47	26.47	25.04	26.47	24.35	169.06	63.65	27.89	28.43	24.38	24.68	25.06	26.73	32.01	27.24	24.81	16.73	16.44	13.17	29.64	36.44
Minnesota Hub	-8.51	-9.40	-27.46	-29.19	-18.31	-3.72	14.47	16.92	15.74	16.32	29.55	17.49	23.23	18.28	24.16	14.90	17.38	17.87	20.48	25.29	17.12	12.43	9.04	-11.04	8.46	18.51
Wisconsin PS	-3.39	5.46	6.01	5.42	-8.88	31.91	23.56	22.63	23.28	22.12	23.10	25.06	27.03	25.43	23.93	21.08	22.42	23.42	28.73	27.09	23.70	15.35	14.94	1.37	17.95	23.08
Forecasted Load (GW)	49.6	48.1	47.2	47.3	48.8	52.5	56.8	58.8	60.6	62.0	63.2	63.9	64.4	64.8	64.8	64.7	64.5	63.8	63.5	64.8	63.3	59.6	56.0	52.3		
Forecast Error %	-3.9%	-3.9%	-4.0%	-4.3%	-4.0%	-2.7%	-1.2%	-0.5%	-1.3%	-1.6%	-2.0%	-2.0%	-1.8%	-1.6%	-1.5%	-1.8%	-2.4%	-2.3%	#####	#####	-0.6%	-0.6%	-2.1%	-2.7%		





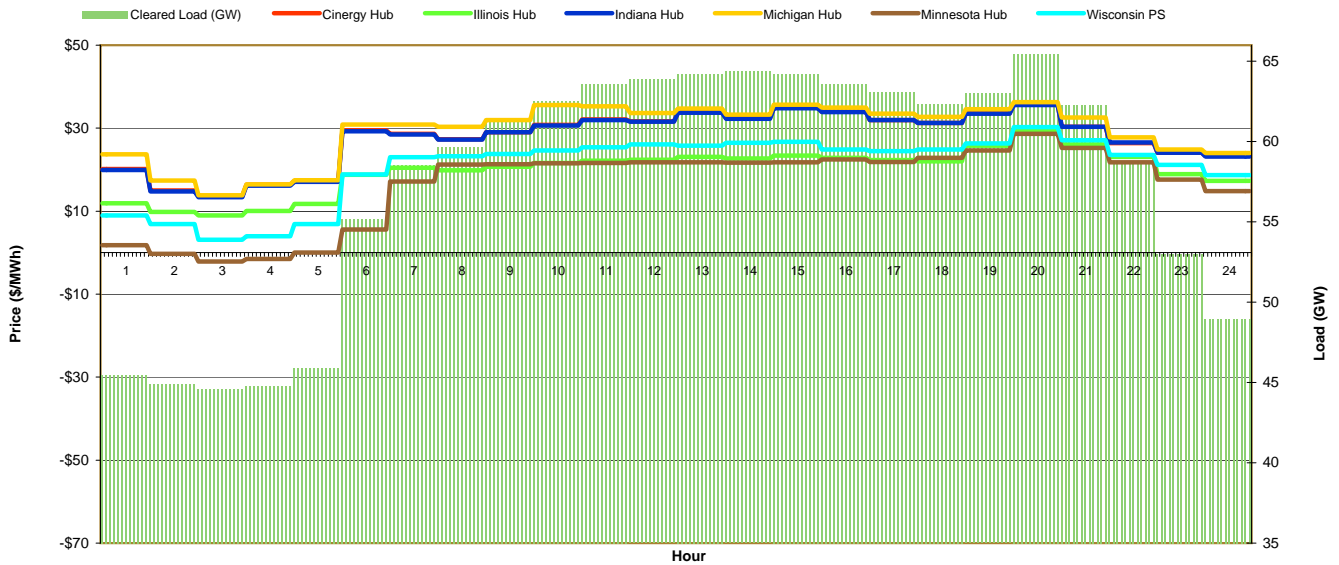
MISO Daily Report

Wednesday September 21, 2011

Price	<=0	>=100	>=200
Forecast Error %	0-4.9%	5-9.9%	>=10%

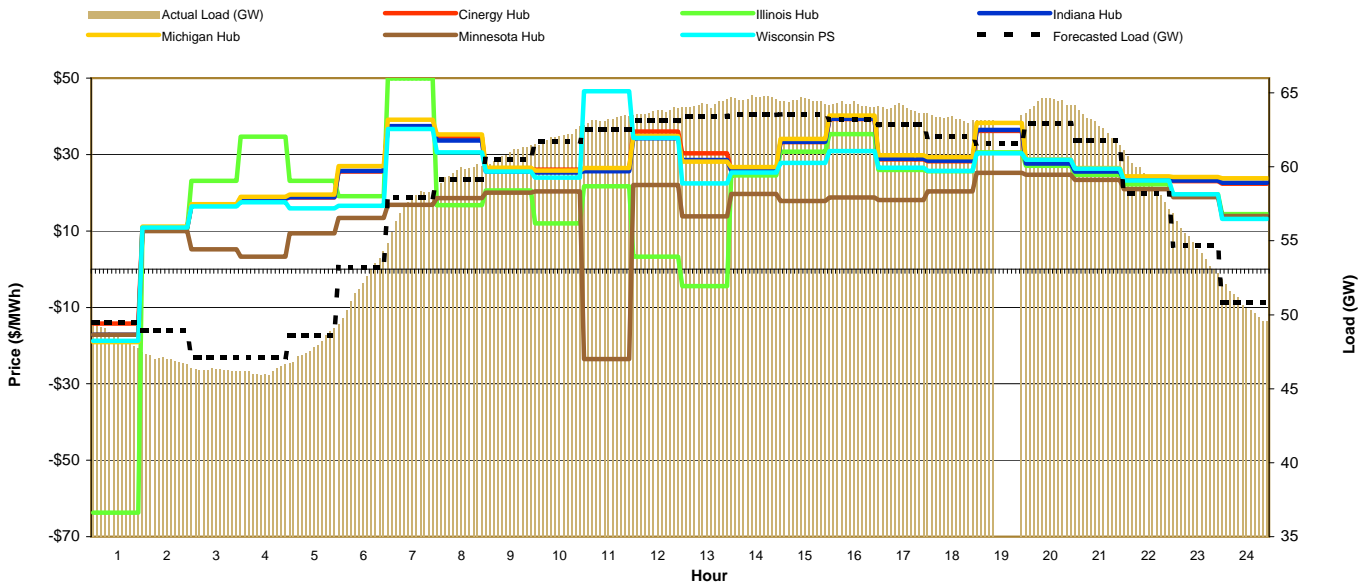
Day-Ahead Prices and Cleared Load

Hour Ending:	Hour																								Avg. Hr \$	
	1	2	3	4	5	6	7	8	9	10	11	12	13	14	15	16	17	18	19	20	21	22	23	24	All	On Pk
Cinergy Hub	20.19	15.00	13.58	16.34	17.29	29.49	28.60	27.33	29.05	30.77	32.10	31.66	33.85	32.39	35.00	33.97	31.92	31.25	33.54	35.66	30.34	26.43	24.12	23.28	27.63	31.21
Illinois Hub	11.90	9.80	9.00	10.03	11.75	18.73	20.47	19.86	20.66	21.60	22.18	22.39	23.11	22.70	23.39	22.82	22.29	21.99	25.79	29.39	26.13	23.08	18.91	17.29	19.80	22.89
Indiana Hub	19.91	14.76	13.38	16.13	17.07	29.22	28.50	27.23	28.99	30.68	31.95	31.54	33.73	32.27	34.81	33.91	31.93	31.25	33.46	35.55	30.37	26.58	24.05	23.17	27.52	31.14
Michigan Hub	23.71	17.38	13.81	16.48	17.48	30.85	30.90	30.37	31.92	35.61	35.24	33.65	34.72	33.30	35.67	34.98	33.50	32.76	34.58	36.29	32.54	27.77	24.86	24.00	29.27	32.99
Minnesota Hub	1.77	-0.30	-2.14	-1.48	0.00	5.58	17.12	21.22	21.34	21.51	21.64	21.75	21.75	21.69	21.77	22.45	21.88	22.83	24.59	28.63	25.27	21.80	17.63	14.86	16.38	22.36
Wisconsin PS	9.01	6.89	3.11	3.98	6.91	18.87	22.97	23.28	23.80	24.60	25.40	26.06	25.81	26.45	26.71	24.85	24.49	24.84	26.33	30.24	27.13	23.52	21.12	18.68	20.62	25.29
Cleared Load (GW)	45.5	44.9	44.6	44.8	45.9	55.2	58.5	59.7	61.2	62.5	63.6	63.9	64.2	64.4	64.2	63.6	63.1	62.4	63.0	65.4	62.3	58.6	53.0	4.9		



Preliminary Real-Time Prices with Forecasted and Actual System Load

Hour Ending:	Hour																								Avg. Hr \$	
	1	2	3	4	5	6	7	8	9	10	11	12	13	14	15	16	17	18	19	20	21	22	23	24	All	On Pk
Cinergy Hub	-14.19	10.84	16.60	18.45	18.75	25.58	37.33	34.49	25.95	26.03	25.97	35.99	30.32	25.75	33.25	39.26	28.74	28.21	36.22	27.53	25.37	23.30	23.06	22.40	25.22	29.34
Illinois Hub	-63.75	10.56	23.09	34.70	23.10	19.14	49.95	16.77	20.64	12.02	21.72	3.31	-4.39	24.58	30.73	35.38	25.95	25.65	30.57	27.05	24.68	22.16	19.62	14.41	18.65	21.03
Indiana Hub	-17.14	10.90	16.67	18.53	18.84	25.70	37.41	33.65	25.58	25.28	25.64	34.26	28.56	25.81	33.34	39.40	28.89	28.36	36.44	27.67	25.51	23.42	23.21	22.58	24.94	29.06
Michigan Hub	-19.06	11.17	17.03	18.95	19.51	26.96	39.10	35.26	26.55	25.83	26.44	34.86	28.16	26.70	34.10	40.22	29.86	29.28	38.27	28.72	26.47	24.27	24.14	23.83	25.69	29.95
Minnesota Hub	-17.19	9.97	5.18	3.28	9.42	13.41	16.86	18.63	20.05	20.35	-23.51	22.07	13.82	19.66	17.86	18.77	18.07	20.33	25.19	24.68	23.41	20.93	18.85	13.92	17.45	
Wisconsin PS	-18.78	10.91	16.45	17.51	15.95	16.57	36.71	30.60	25.53	23.93	46.54	34.31	22.45	25.31	27.84	30.91	26.58	25.71	30.36	28.69	26.34	23.19	19.64	13.19	23.18	27.99
Forecasted Load (GW)	49.5	48.9	47.1	47.1	48.6	53.2	57.9	59.1	60.5	61.7	62.5	63.1	63.4	63.5	63.6	63.2	62.9	62.0	61.6	63.0	61.8	58.2	54.7	50.8		
Forecast Error %	-1.9%	-4.1%	-1.8%	-2.1%	-1.7%	-2.6%	-1.1%	0.8%	0.5%	0.5%	1.0%	0.9%	1.2%	1.7%	1.4%	1.6%	1.7%	2.0%	-95.0%	2.1%	1.7%	1.8%	0.0%	-0.2%		





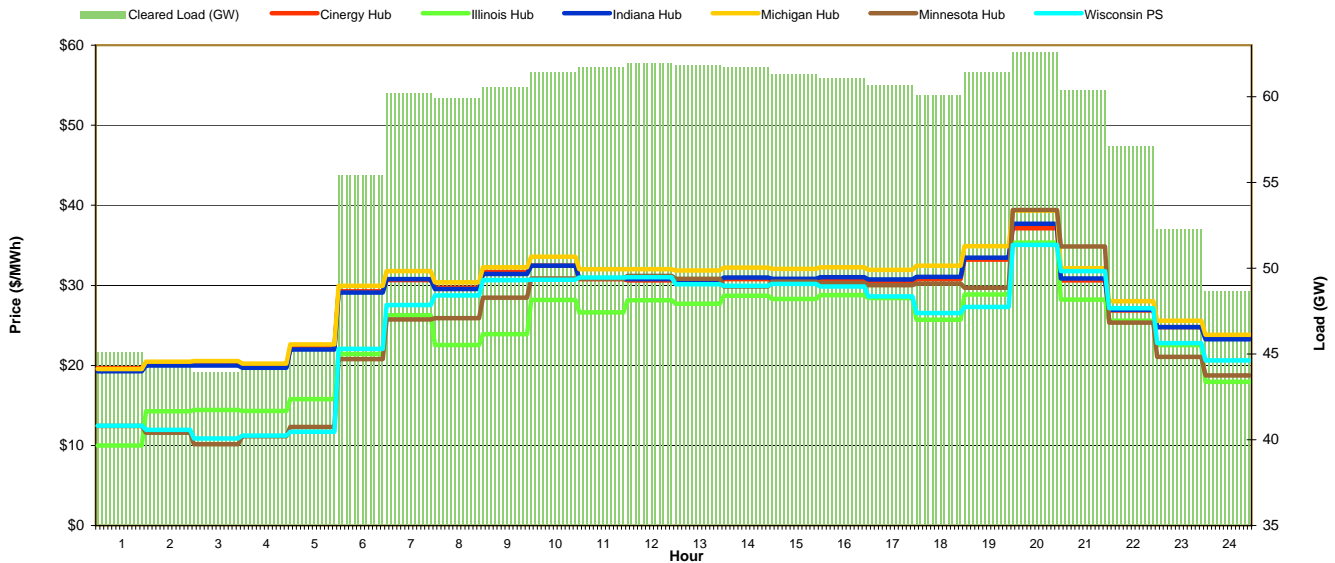
MISO Daily Report

Thursday September 22, 2011

Price	<=0	>=100	>=200
Forecast Error %	0-4.9%	5-9.9%	>=10%

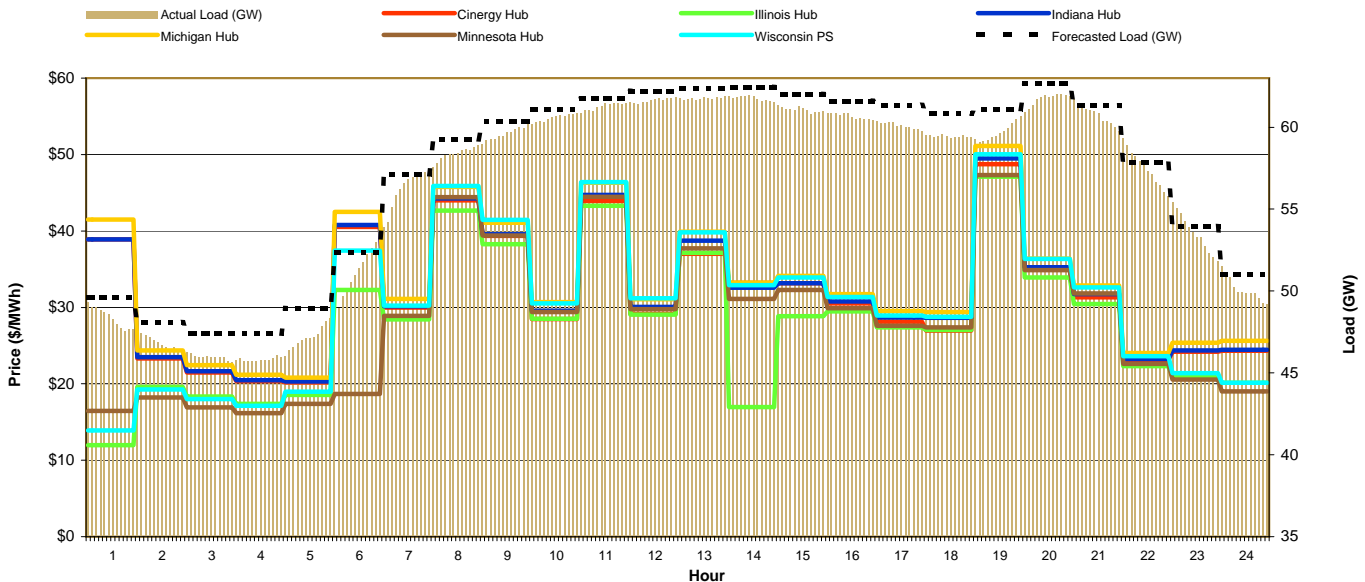
Day-Ahead Prices and Cleared Load

Hour Ending:																									Avg. Hr \$			
	1	2	3	4	5	6	7	8	9	10	11	12	13	14	15	16	17	18	19	20	21	22	23	24	All	On Pk		
Cinergy Hub	19.66	20.12	20.12	19.86	22.15	29.27	30.64	29.70	31.65	32.47	30.76	30.62	30.41	30.78	30.66	30.81	30.48	30.78	33.20	37.14	30.60	26.85	24.78	23.53	28.21	30.73		
Illinois Hub	10.00	14.28	14.45	14.31	15.79	21.42	26.25	22.54	23.90	28.18	26.64	28.13	27.69	28.71	28.31	28.79	28.43	25.69	28.87	35.33	28.22	25.58	22.55	17.93	23.83	27.35		
Indiana Hub	19.28	19.98	19.97	19.71	22.00	29.11	30.79	29.55	31.40	32.45	30.80	30.77	30.62	30.98	30.81	31.00	30.73	31.05	33.47	37.69	30.86	26.95	24.80	23.25	28.25	30.87		
Michigan Hub	19.56	20.45	20.53	20.22	22.62	29.96	31.79	30.36	32.24	33.59	32.00	32.02	31.85	32.23	32.06	32.24	31.95	32.44	34.89	39.34	32.14	28.02	25.58	23.83	29.25	32.06		
Minnesota Hub	12.42	11.60	10.16	11.16	12.32	20.79	25.75	25.90	28.46	30.85	30.83	31.16	30.81	29.86	30.44	30.29	30.03	30.22	29.71	39.41	34.84	25.33	21.07	18.76	25.09	29.95		
Wisconsin PS	12.46	11.94	10.88	11.23	11.71	22.06	27.54	28.73	30.66	30.68	30.99	31.01	30.14	29.93	30.16	29.85	28.64	26.56	27.32	35.06	31.77	27.16	22.79	20.61	24.99	29.46		
Cleared Load (GW)	45.1	44.4	43.9	44.3	45.5	55.4	60.2	59.9	60.6	61.5	61.7	62.0	61.8	61.7	61.3	61.1	60.7	60.1	61.4	62.6	60.4	57.1	52.3	4.9				



Preliminary Real-Time Prices with Forecasted and Actual System Load

Hour Ending:																									Avg. Hr \$			
	1	2	3	4	5	6	7	8	9	10	11	12	13	14	15	16	17	18	19	20	21	22	23	24	All	On Pk		
Cinergy Hub	38.89	23.34	21.50	20.35	20.18	40.55	29.98	44.01	39.36	28.48	43.91	29.16	37.02	33.19	33.17	30.52	28.15	26.98	48.72	34.94	31.31	23.10	24.21	24.31	31.47	33.51		
Illinois Hub	11.96	19.61	18.36	17.39	18.55	32.27	28.41	42.67	38.28	28.51	43.29	29.06	37.13	16.94	28.86	29.49	27.40	27.04	47.11	33.92	30.46	22.32	20.93	20.16	27.92	31.46		
Indiana Hub	38.89	23.49	21.63	20.48	20.30	40.80	30.15	44.24	39.58	29.56	44.72	30.06	38.73	32.58	33.18	30.76	28.68	28.65	49.47	35.26	31.74	23.22	24.36	24.47	31.88	34.05		
Michigan Hub	41.48	24.38	22.44	21.20	20.82	42.49	31.13	45.78	41.09	30.68	46.30	31.05	39.89	33.26	34.11	31.72	29.53	29.40	51.11	36.39	32.86	24.05	25.39	25.64	33.01	35.16		
Minnesota Hub	16.47	18.22	16.92	16.17	17.38	18.67	28.88	44.41	39.39	29.41	44.48	29.75	37.74	31.11	32.27	29.91	27.58	27.38	47.30	34.87	31.81	22.62	20.55	18.99	28.43	33.16		
Wisconsin PS	13.89	19.28	18.03	17.14	18.96	37.42	30.25	45.88	41.46	30.52	46.39	31.18	39.83	32.92	33.90	31.35	28.95	28.76	50.02	36.34	32.63	23.63	21.42	20.14	30.43	34.70		
Forecasted Load (GW)	49.6	48.1	47.4	47.4	48.9	52.4	57.1	59.2	60.3	61.1	61.8	62.2	62.3	62.4	62.0	61.6	61.3	60.9	61.1	62.7	61.3	57.8	54.0	51.0				
Forecast Error %	-2.5%	-2.6%	-3.1%	-3.4%	-3.8%	-2.4%	-1.6%	-1.5%	-1.2%	-0.8%	-0.8%	-0.9%	-0.9%	-1.1%	-1.5%	-1.5%	-2.0%	-2.4%	-2.3%	-1.6%	-0.9%	-0.6%	-0.8%	-1.8%				





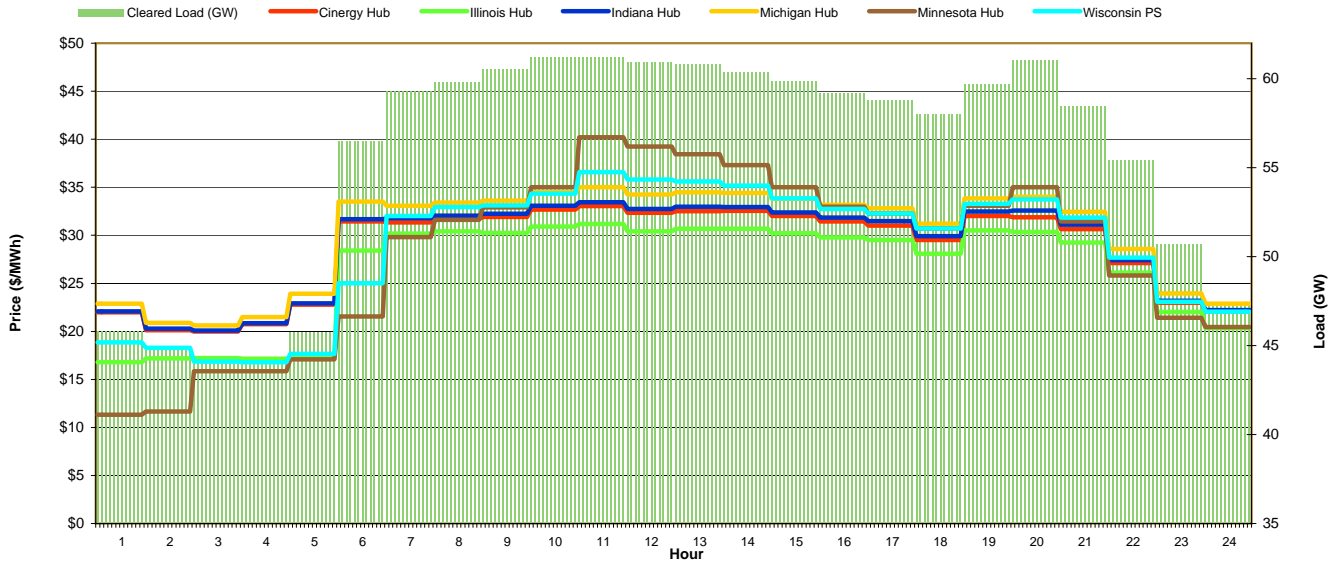
MISO Daily Report

Friday September 23, 2011

Price	<=0	>=100	>=200
Forecast Error %	0-4.9%	5-9.9%	>=10%

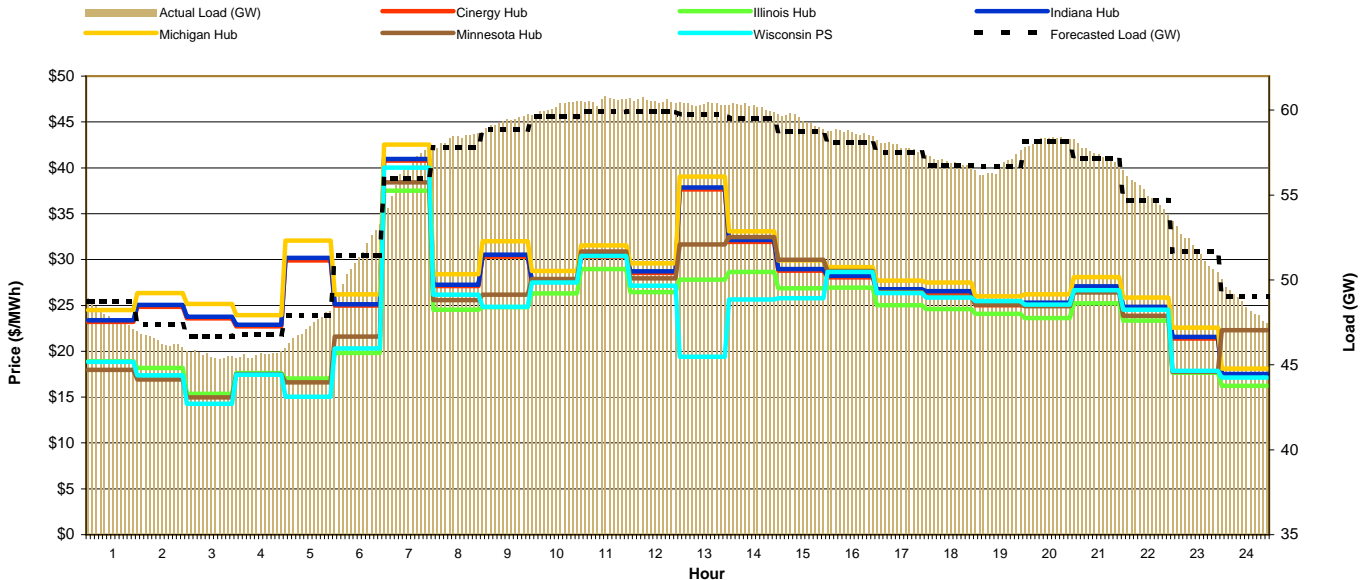
Day-Ahead Prices and Cleared Load

Hour Ending:																									Avg. Hr \$	
	1	2	3	4	5	6	7	8	9	10	11	12	13	14	15	16	17	18	19	20	21	22	23	24	All	On Pk
Cinergy Hub	21.97	20.11	19.98	20.75	22.77	31.44	31.36	31.70	31.90	32.68	33.06	32.34	32.52	32.54	32.22	31.44	31.01	29.50	32.01	31.87	30.66	27.13	22.98	22.13	28.58	30.96
Illinois Hub	16.79	17.20	17.22	17.16	17.19	28.41	30.19	30.41	30.25	30.92	31.17	30.42	30.68	30.69	30.22	29.79	29.51	28.07	30.50	30.34	29.26	26.10	22.01	20.36	26.45	29.40
Indiana Hub	22.07	20.27	20.10	20.86	22.91	31.69	31.77	32.05	32.23	33.09	33.46	32.75	32.99	32.94	32.39	31.83	31.47	29.93	32.47	32.57	31.11	27.42	23.18	22.22	28.91	31.37
Michigan Hub	22.90	20.87	20.63	21.50	23.93	33.52	33.09	33.41	33.60	34.52	35.00	34.25	34.49	34.41	33.80	33.19	32.81	31.21	33.86	34.00	32.45	28.57	23.94	22.87	30.12	32.72
Minnesota Hub	11.32	11.65	15.84	15.86	17.09	21.55	29.83	31.62	32.90	35.00	40.19	39.24	38.44	37.32	35.00	32.97	32.27	30.70	33.09	35.01	31.46	25.83	21.41	20.46	28.17	33.28
Wisconsin PS	18.86	18.29	16.85	16.78	17.66	25.01	32.02	32.94	33.12	34.35	36.57	35.81	35.60	35.16	33.85	32.74	32.27	30.71	33.28	33.74	31.86	27.69	23.09	22.06	28.76	32.67
Cleared Load (GW)	45.8	45.0	44.1	44.2	45.8	56.5	59.3	59.8	60.6	61.2	61.2	61.0	60.8	60.4	59.9	59.2	58.8	58.0	59.7	61.1	58.5	55.5	50.7	4.7		



Preliminary Real-Time Prices with Forecasted and Actual System Load

Hour Ending:																									Avg. Hr \$	
	1	2	3	4	5	6	7	8	9	10	11	12	13	14	15	16	17	18	19	20	21	22	23	24	All	On Pk
Cinergy Hub	23.22	24.85	23.57	22.72	29.91	24.98	40.79	27.11	30.33	27.56	30.33	28.53	37.65	31.91	28.77	28.05	26.60	26.38	25.01	25.15	26.92	24.71	21.40	17.41	27.24	27.90
Illinois Hub	18.91	18.19	15.35	17.63	17.01	19.82	37.50	24.54	24.82	26.30	28.97	26.44	27.80	28.66	26.88	26.93	25.03	24.61	24.09	23.62	25.23	23.35	17.65	16.23	23.57	25.31
Indiana Hub	23.39	25.04	23.77	22.89	30.19	25.13	40.95	27.24	30.53	27.70	30.49	28.71	37.86	32.13	28.96	28.23	26.77	26.54	25.15	25.29	27.08	24.85	21.55	17.50	27.41	28.07
Michigan Hub	24.49	26.34	25.17	23.93	32.06	26.22	42.53	28.39	32.00	28.74	31.54	29.59	39.06	33.09	29.91	29.16	27.71	27.49	26.00	26.21	28.08	25.84	22.58	18.12	28.51	29.09
Minnesota Hub	17.96	16.92	14.98	17.50	16.61	21.60	38.41	25.59	26.16	27.87	30.88	27.95	31.65	32.45	29.98	28.76	26.46	25.93	25.08	24.93	26.43	23.85	17.75	22.29	24.92	26.98
Wisconsin PS	18.84	17.38	14.27	17.45	15.04	20.32	40.04	26.16	24.84	27.49	30.39	27.15	19.39	25.66	25.77	28.64	26.36	25.86	25.47	25.10	26.66	24.54	17.85	17.12	23.66	25.46
Forecasted Load (GW)	48.7	47.4	46.7	46.8	47.9	51.5	55.9	57.8	58.8	59.6	59.9	59.9	59.7	59.5	58.8	58.1	57.5	56.7	56.7	58.1	57.2	54.7	51.7	49.0		
Forecast Error %	-1.7%	-2.0%	-2.4%	-2.7%	-1.5%	-0.7%	0.5%	0.8%	0.8%	0.9%	1.1%	1.0%	1.1%	1.1%	1.0%	0.7%	0.4%	0.0%	0.1%	0.5%	0.8%	0.4%	0.4%	-0.9%		





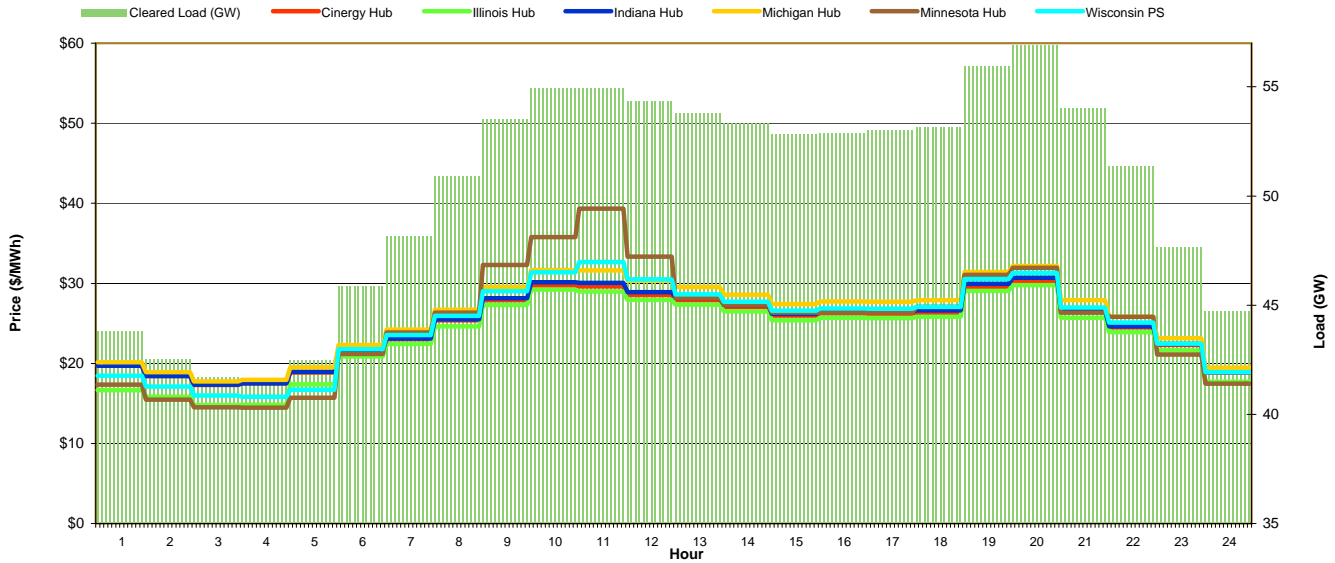
MISO Daily Report

Saturday September 24, 2011

Price	<=0	>=100	>=200
Forecast Error %	0-4.9%	5-9.9%	>=10%

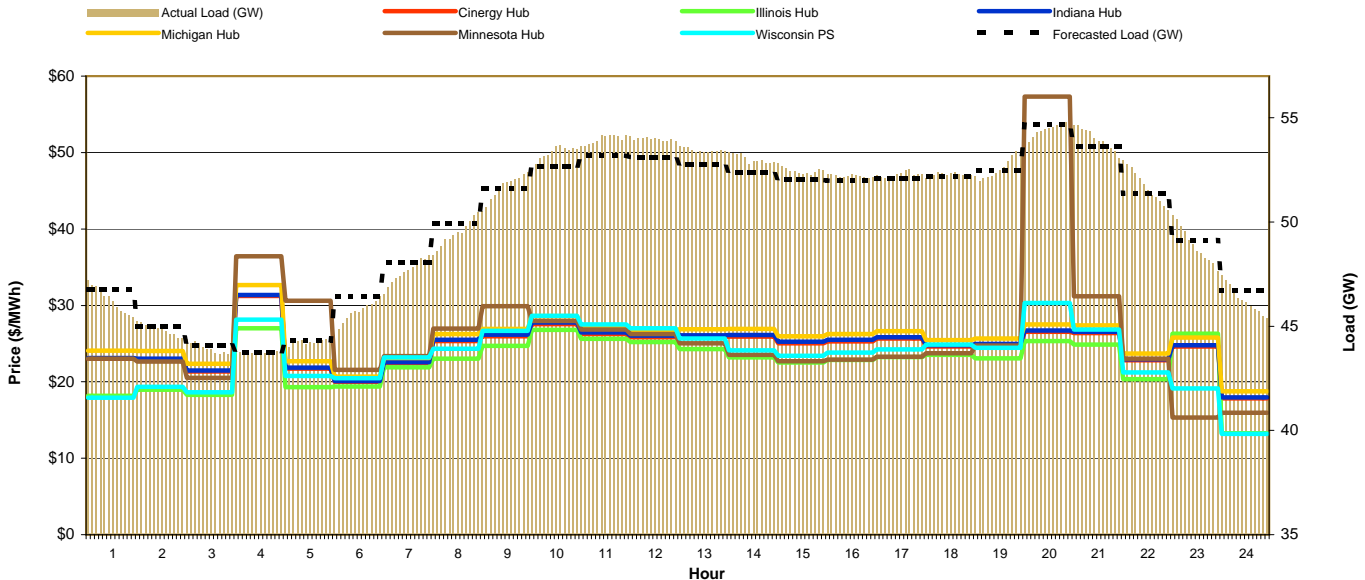
Day-Ahead Prices and Cleared Load

Hour Ending:																									Avg. Hr \$	
	1	2	3	4	5	6	7	8	9	10	11	12	13	14	15	16	17	18	19	20	21	22	23	24	All	On Pk
Cinergy Hub	19.70	18.43	17.32	17.52	18.85	21.51	23.02	25.40	27.92	29.74	29.62	28.56	27.91	27.07	25.97	26.26	26.22	26.35	29.54	30.24	26.49	24.51	22.30	18.86	24.55	27.13
Illinois Hub	16.65	15.84	14.80	14.84	17.39	20.87	22.41	24.64	27.30	29.24	29.00	27.96	27.36	26.49	25.39	25.70	25.68	25.83	29.08	29.79	25.70	23.89	21.64	17.69	23.55	26.54
Indiana Hub	19.69	18.44	17.33	17.52	18.95	21.62	23.12	25.51	28.16	30.15	30.04	28.90	28.19	27.30	26.18	26.49	26.46	26.62	29.96	30.69	26.68	24.64	22.41	18.92	24.75	27.40
Michigan Hub	20.15	18.90	17.74	17.94	19.51	22.32	24.22	26.71	29.54	31.65	31.60	30.35	29.54	28.60	27.42	27.75	27.72	27.90	31.41	32.18	27.92	25.81	23.14	19.48	25.81	28.70
Minnesota Hub	17.34	15.48	14.52	14.48	15.71	21.19	23.88	26.33	32.28	35.76	39.34	33.34	28.20	27.35	26.35	26.36	26.35	27.08	31.04	31.94	26.34	25.81	21.09	17.48	25.21	29.06
Wisconsin PS	18.47	17.11	16.01	15.83	16.69	21.78	23.55	25.94	29.02	31.39	32.66	30.48	28.61	27.71	26.58	26.87	26.84	27.07	30.53	31.29	26.99	25.12	22.49	18.90	24.91	28.10
Cleared Load (GW)	43.8	42.5	41.7	41.7	42.5	45.9	48.2	50.9	53.5	54.9	54.9	54.3	53.8	53.3	52.9	52.9	53.0	53.2	55.9	56.9	54.0	51.4	47.7	4.5		



Preliminary Real-Time Prices with Forecasted and Actual System Load

Hour Ending:																									Avg. Hr \$	
	1	2	3	4	5	6	7	8	9	10	11	12	13	14	15	16	17	18	19	20	21	22	23	24	All	On Pk
Cinergy Hub	23.01	22.89	21.37	31.22	21.73	20.01	22.46	25.34	25.97	27.57	26.26	25.84	25.87	25.92	25.04	25.31	25.66	24.62	24.81	26.53	26.39	22.81	24.63	17.82	24.55	25.54
Illinois Hub	18.16	18.95	18.29	26.99	19.31	19.40	21.88	23.03	24.72	26.78	25.64	25.19	24.28	23.21	22.54	22.87	23.25	23.55	23.09	25.33	24.86	20.36	26.28	13.27	22.55	24.06
Indiana Hub	23.13	23.01	21.48	31.37	21.84	20.10	22.56	25.49	26.16	27.77	26.46	26.04	26.09	26.13	25.23	25.50	25.84	24.78	24.97	26.72	26.56	22.95	24.79	17.95	24.71	25.72
Michigan Hub	24.06	24.02	22.34	32.65	22.69	20.70	23.12	26.25	26.94	28.61	27.28	26.78	26.87	26.92	25.98	26.25	26.63	25.46	25.68	27.51	27.38	23.69	25.60	18.75	25.52	26.50
Minnesota Hub	23.02	22.64	20.50	36.44	30.61	21.57	23.37	26.96	29.88	27.97	26.85	26.25	25.02	23.55	22.70	22.90	23.29	23.72	24.75	27.32	31.19	23.01	15.32	15.95	26.03	26.92
Wisconsin PS	17.92	19.36	18.63	28.12	20.77	20.49	23.21	24.33	26.68	28.66	27.53	27.01	25.67	24.14	23.42	23.83	24.26	24.86	24.45	30.33	26.83	21.22	19.14	13.21	23.50	25.14
Forecasted Load (GW)	46.8	45.0	44.1	43.7	44.3	46.4	48.0	49.9	51.6	52.7	53.2	53.1	52.8	52.4	52.0	52.0	52.1	52.2	52.5	54.7	53.6	51.4	49.1	46.7		
Forecast Error %	-1.0%	-0.3%	-0.3%	0.0%	-0.2%	-1.8%	-0.9%	-1.0%	0.1%	1.2%	1.4%	1.6%	1.3%	1.2%	0.9%	0.2%	0.3%	0.2%	-0.5%	0.7%	0.7%	-0.4%	-0.9%			





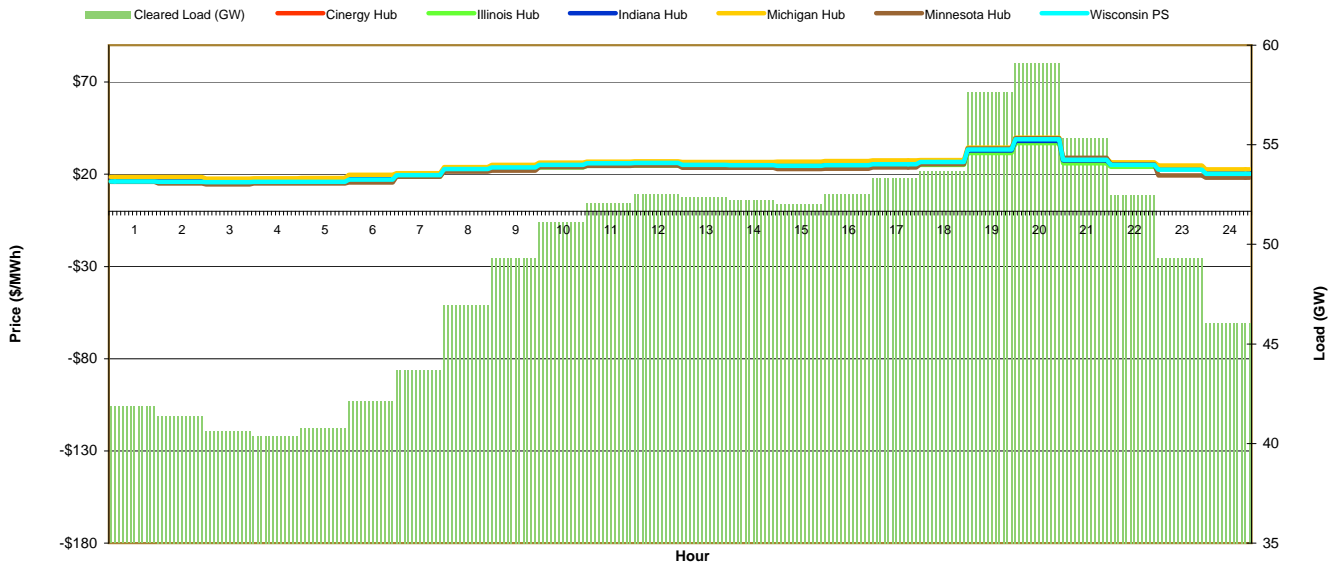
MISO Daily Report

Sunday September 25, 2011

Price	<=0	>=100	>=200
Forecast Error %	0-4.9%	5-9.9%	>=10%

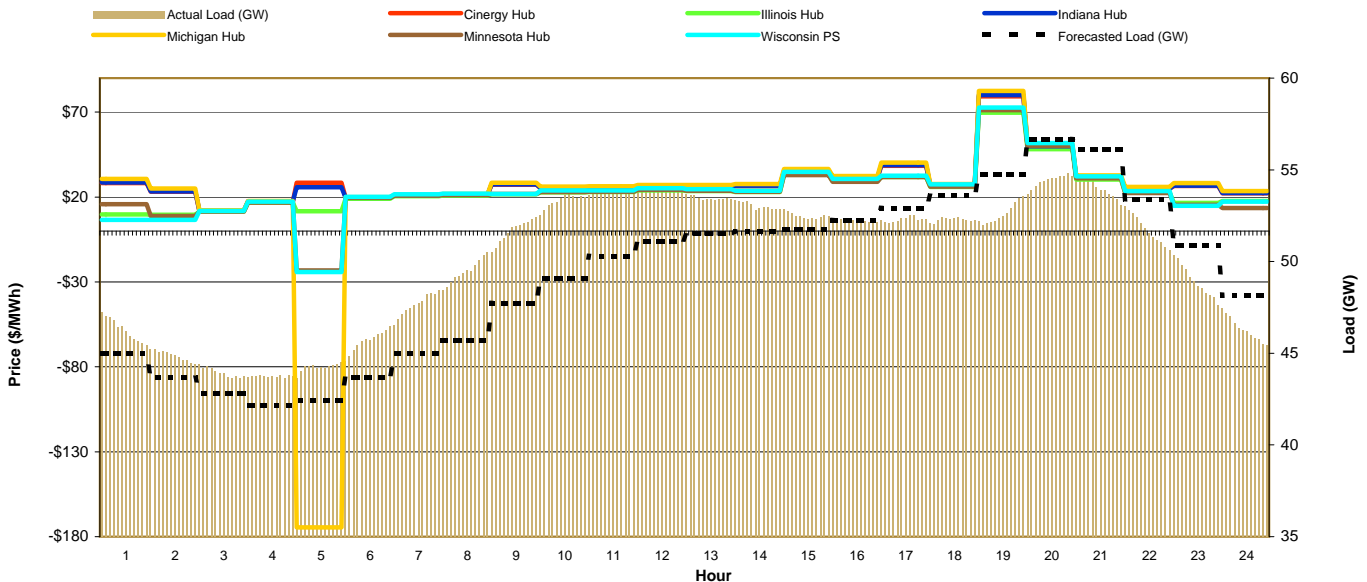
Day-Ahead Prices and Cleared Load

Hour Ending:																									Avg. Hr \$	
	1	2	3	4	5	6	7	8	9	10	11	12	13	14	15	16	17	18	19	20	21	22	23	24	All	On Pk
Cinergy Hub	17.87	17.83	17.11	17.16	17.31	19.19	19.69	22.63	23.83	25.07	25.48	25.55	25.21	25.30	25.38	25.83	26.14	26.33	32.38	37.19	27.41	25.15	23.82	21.89	23.78	26.42
Illinois Hub	16.35	16.33	15.97	15.93	16.08	17.22	18.72	21.97	23.08	23.80	24.58	24.77	24.51	24.52	24.43	24.57	24.79	25.12	31.60	36.95	25.93	24.06	22.90	20.35	22.69	25.47
Indiana Hub	17.97	17.93	17.20	17.25	17.41	19.23	19.77	22.72	23.94	25.25	25.65	25.75	25.42	25.49	25.56	25.99	26.33	26.51	32.96	38.04	27.59	25.26	23.94	21.96	23.96	26.65
Michigan Hub	18.51	18.44	17.70	17.77	17.93	19.75	20.67	23.81	25.09	26.36	26.81	26.93	26.63	26.70	26.76	27.16	27.49	27.65	34.50	39.92	28.76	26.41	24.77	22.69	24.97	27.86
Minnesota Hub	15.84	15.08	14.54	15.01	15.01	15.60	18.68	21.39	21.91	23.82	24.63	24.77	23.56	23.46	22.90	23.01	23.70	25.49	34.01	39.58	29.00	25.50	19.34	18.08	22.25	25.38
Wisconsin PS	16.16	15.96	15.72	15.83	15.85	17.19	19.47	22.77	23.64	25.07	26.03	26.14	25.08	24.98	24.65	24.85	25.46	26.59	33.51	38.92	27.82	25.08	22.46	20.21	23.31	26.44
Cleared Load (GW)	41.9	41.4	40.6	40.4	40.8	42.2	43.7	47.0	49.3	51.1	52.1	52.5	52.4	52.2	52.0	52.5	53.3	53.7	57.7	59.1	55.3	52.5	49.3	4.6		



Preliminary Real-Time Prices with Forecasted and Actual System Load

Hour Ending:																									Avg. Hr \$	
	1	2	3	4	5	6	7	8	9	10	11	12	13	14	15	16	17	18	19	20	21	22	23	24	All	On Pk
Cinergy Hub	28.19	23.14	11.90	17.33	28.43	19.47	20.89	21.43	27.26	25.13	25.43	26.12	26.02	26.40	35.14	31.27	38.45	26.72	79.33	49.44	31.62	24.80	26.45	22.18	28.86	32.56
Illinois Hub	9.80	9.50	11.52	16.80	11.66	19.06	20.46	20.93	21.59	22.77	22.95	23.91	23.51	22.92	33.11	29.24	31.86	25.92	69.56	48.20	30.35	22.67	16.43	17.64	24.27	29.12
Indiana Hub	28.49	23.39	11.98	17.44	25.84	19.60	21.02	21.55	27.46	25.30	25.62	26.31	26.22	26.60	35.39	31.50	38.75	26.92	79.96	49.81	31.87	25.00	26.70	22.37	28.96	32.81
Michigan Hub	30.66	24.98	12.14	17.66	-174.57	19.91	21.28	21.87	28.45	26.05	26.39	27.15	27.11	27.63	36.44	32.38	40.24	27.60	82.55	51.03	32.81	25.88	28.28	23.43	21.56	33.87
Minnesota Hub	15.75	8.76	11.39	16.64	-23.31	19.56	20.89	21.17	21.72	23.00	23.15	24.20	23.75	23.03	32.95	28.98	31.73	26.04	71.08	50.01	31.04	22.42	15.48	13.46	23.04	29.36
Wisconsin PS	6.51	6.63	11.90	17.35	-24.13	20.06	21.60	22.07	21.72	23.81	23.95	25.11	24.66	23.74	34.85	30.62	32.45	27.52	72.65	51.83	32.14	23.40	14.85	17.24	23.44	30.33
Forecasted Load (GW)	45.0	43.6	42.8	42.1	42.4	43.7	45.0	45.7	47.7	49.1	50.3	51.1	51.5	51.7	51.8	52.3	52.9	53.6	54.7	56.7	56.1	53.4	50.9	48.1		
Forecast Error %	2.7%	2.7%	2.6%	3.6%	4.1%	4.3%	5.6%	7.6%	7.6%	7.9%	6.8%	5.4%	3.7%	2.6%	1.4%	-0.1%	-1.2%	-2.5%	-4.1%	-4.2%	-3.9%	-3.2%	-4.0%			





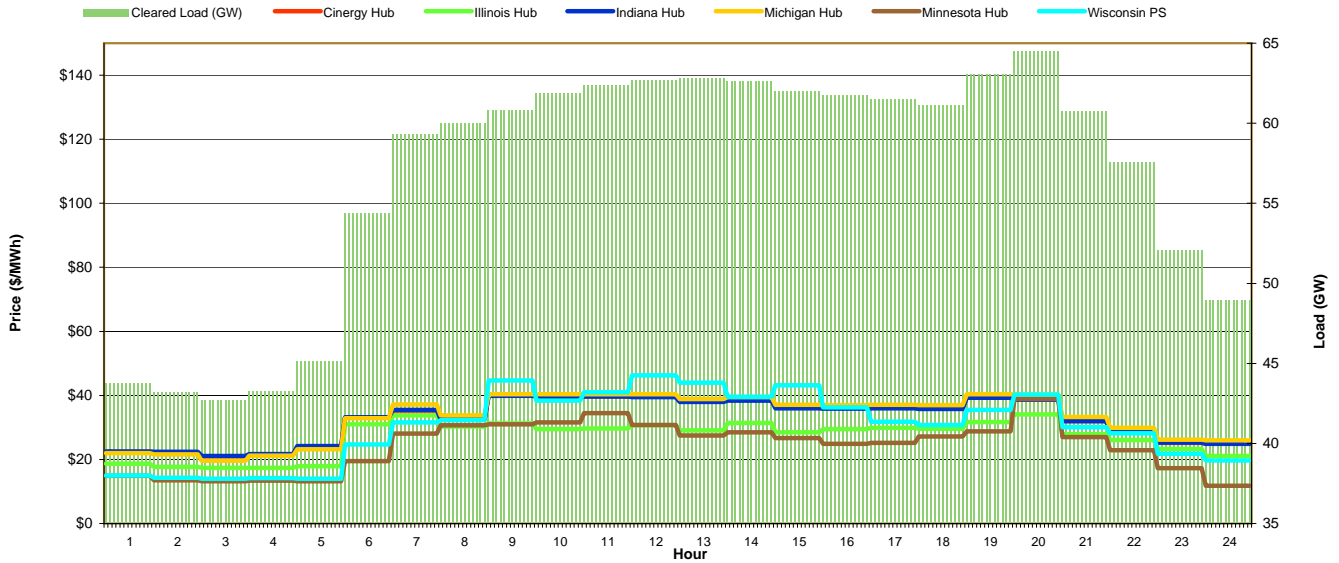
MISO Daily Report

Monday September 26, 2011

Price	<=0	>=100	>=200
Forecast Error %	0-4.9%	5-9.9%	>=10%

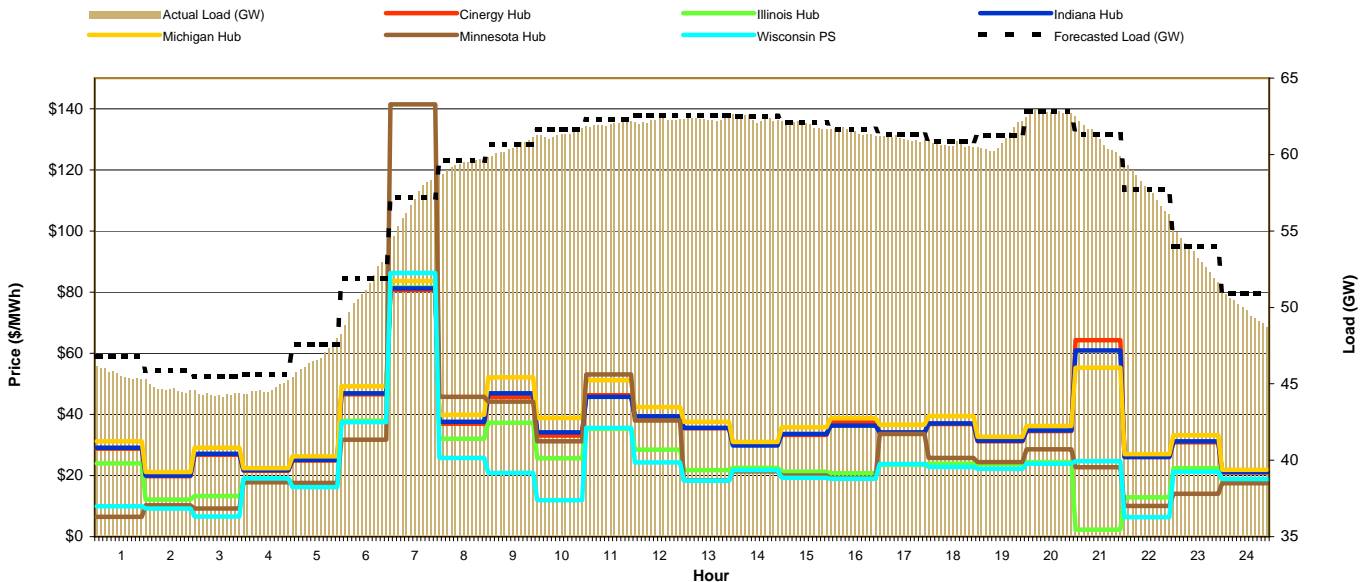
Day-Ahead Prices and Cleared Load

Hour Ending:																									Avg. Hr \$	
	1	2	3	4	5	6	7	8	9	10	11	12	13	14	15	16	17	18	19	20	21	22	23	24	All	On Pk
Cinergy Hub	22.37	22.29	21.03	21.61	24.03	33.03	35.28	32.39	40.26	39.54	39.63	39.88	38.42	38.72	36.35	36.17	36.20	35.99	39.52	38.96	31.97	28.56	25.17	24.96	32.60	36.11
Illinois Hub	18.65	17.64	17.35	17.40	17.92	31.00	33.76	30.28	31.25	29.44	29.73	30.72	29.07	31.35	28.53	29.50	29.86	29.58	31.70	34.07	27.87	26.13	23.26	21.09	26.96	29.52
Indiana Hub	22.48	22.40	21.11	21.72	24.15	33.17	35.43	32.46	39.90	39.61	39.65	39.52	37.96	38.37	35.98	35.88	35.94	35.76	39.23	38.72	32.02	28.64	25.27	24.91	32.51	35.93
Michigan Hub	21.94	21.57	19.56	21.21	23.21	32.90	37.22	33.79	40.37	40.38	40.38	40.36	38.90	39.44	37.09	36.99	37.07	36.99	40.34	40.31	33.26	29.91	26.17	25.97	33.14	36.98
Minnesota Hub	14.91	13.51	13.15	13.35	13.23	19.49	28.11	30.65	31.01	31.62	34.46	30.73	27.48	28.52	26.70	24.89	25.18	27.23	28.75	38.84	26.96	22.90	17.31	11.84	24.20	28.33
Wisconsin PS	15.01	14.27	13.96	14.16	14.03	24.65	31.56	32.25	44.70	38.39	40.99	46.27	43.94	39.60	43.17	36.26	31.82	30.76	35.45	40.32	30.03	28.20	21.76	19.69	30.47	36.49
Cleared Load (GW)	43.8	43.2	42.7	43.3	45.1	54.4	59.3	60.0	60.8	61.9	62.4	62.7	62.8	62.7	62.0	61.8	61.5	61.2	63.1	64.5	60.8	57.6	52.1	4.9		



Preliminary Real-Time Prices with Forecasted and Actual System Load

Hour Ending:																									Avg. Hr \$	
	1	2	3	4	5	6	7	8	9	10	11	12	13	14	15	16	17	18	19	20	21	22	23	24	All	On Pk
Cinergy Hub	28.78	19.75	26.77	21.60	24.93	46.57	80.68	36.92	45.74	33.10	46.25	39.05	35.53	30.57	33.32	37.55	33.83	36.83	31.24	34.56	64.25	26.05	30.91	20.99	36.07	37.23
Illinois Hub	23.97	12.16	13.28	18.83	17.22	37.87	81.53	32.05	37.22	25.63	35.29	28.49	21.75	22.53	21.20	20.71	23.52	23.82	23.72	24.44	2.31	12.88	22.36	18.35	25.05	23.62
Indiana Hub	29.09	19.95	27.07	21.77	25.16	46.91	81.18	37.53	46.93	34.10	45.76	39.38	35.58	29.86	33.58	36.37	34.15	37.09	31.38	34.76	60.95	26.10	31.19	21.18	36.13	37.17
Michigan Hub	31.22	21.19	29.11	22.41	26.27	49.17	83.62	39.85	52.08	38.85	51.18	42.42	37.62	30.98	35.82	38.70	36.61	39.43	32.63	36.27	55.31	27.00	33.14	21.90	38.03	39.24
Minnesota Hub	6.48	10.26	9.18	17.83	17.59	31.70	141.45	45.76	44.13	31.23	53.10	38.04	18.43	21.39	19.99	19.10	33.62	25.73	24.42	28.56	22.70	10.03	14.03	17.52	29.26	28.14
Wisconsin PS	9.92	9.18	6.57	19.02	16.28	37.45	86.25	25.73	20.79	11.90	35.62	24.25	18.37	21.79	19.27	18.91	23.74	22.87	22.20	23.84	24.69	6.34	21.24	18.83	22.71	21.34
Forecasted Load (GW)	46.8	45.8	45.5	45.6	47.6	51.9	57.2	59.6	60.6	61.6	62.3	62.5	62.6	62.5	62.1	61.6	61.3	60.8	61.3	62.8	61.3	57.7	54.0	50.9		
Forecast Error %	-2.5%	-2.6%	-2.7%	-2.1%	-1.6%	-0.9%	-0.3%	-0.3%	-0.5%	-0.5%	-0.3%	-0.2%	-0.3%	-0.2%	-0.1%	-0.2%	-0.4%	-0.3%	-0.1%	-0.3%	0.3%	-1.0%	-2.1%			





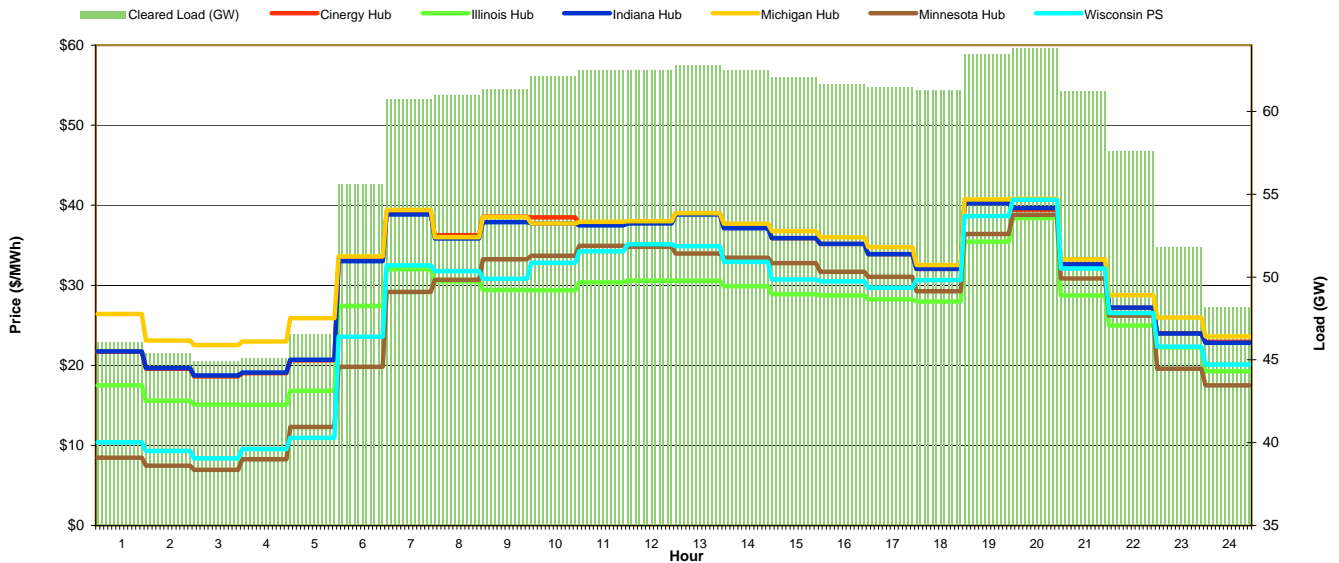
MISO Daily Report

Tuesday September 27, 2011

Price	<=0	>=100	>=200
Forecast Error %	0-4.9%	5-9.9%	>=10%

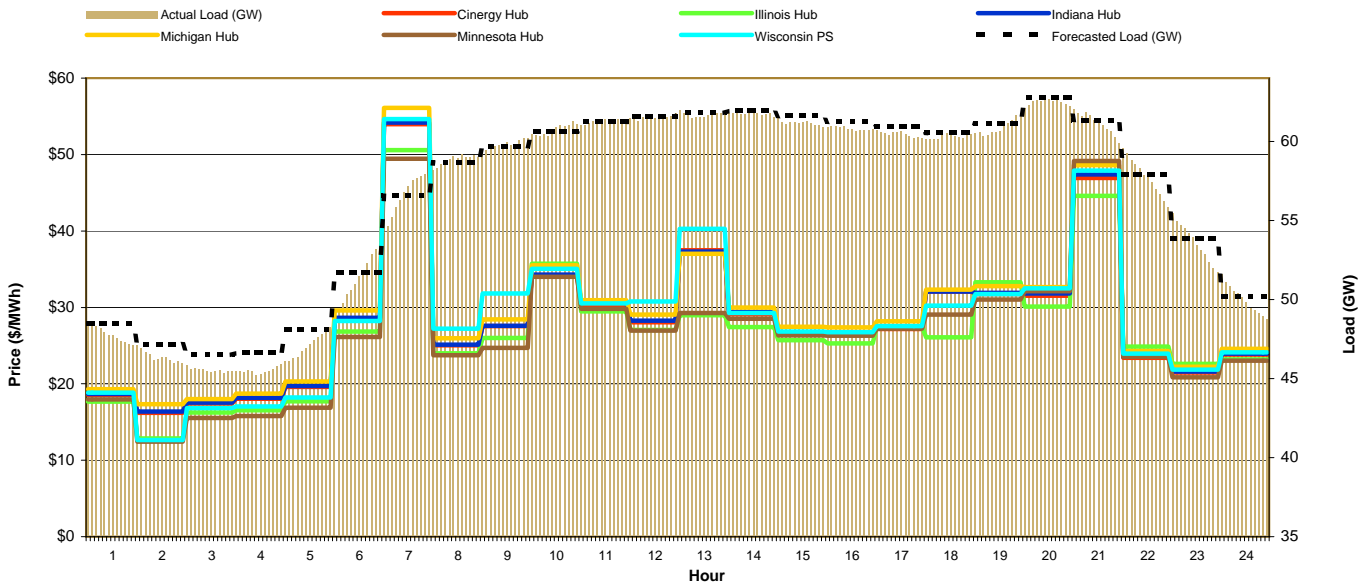
Day-Ahead Prices and Cleared Load

Hour Ending:																									Avg. Hr \$	
	1	2	3	4	5	6	7	8	9	10	11	12	13	14	15	16	17	18	19	20	21	22	23	24	All	On Pk
Cinergy Hub	21.71	19.60	18.64	19.02	20.61	33.11	39.01	36.25	38.59	38.50	37.56	37.86	39.03	37.21	35.88	35.16	33.89	32.06	40.33	39.47	32.65	27.17	24.02	22.95	31.68	35.35
Illinois Hub	17.50	15.60	15.09	15.07	16.83	27.41	32.02	30.48	29.44	29.38	30.38	30.57	30.59	29.92	28.92	28.73	28.25	28.00	35.46	38.43	28.75	24.99	22.26	19.28	26.39	29.66
Indiana Hub	21.73	19.68	18.75	19.10	20.72	33.01	38.86	35.85	37.91	37.73	37.48	37.73	38.86	37.14	35.89	35.17	33.91	32.05	40.25	39.66	32.62	27.21	24.00	22.81	31.59	35.22
Michigan Hub	26.42	23.09	22.53	22.97	25.90	33.61	39.41	36.02	38.55	37.73	37.94	38.01	39.02	37.69	36.76	36.00	34.76	32.53	40.74	40.83	33.26	28.77	25.98	23.62	33.01	35.91
Minnesota Hub	8.47	7.46	6.94	8.28	12.33	19.84	29.20	30.71	33.24	33.68	34.93	34.80	33.99	33.47	32.76	31.69	31.05	29.25	36.41	38.80	30.87	26.21	19.60	17.49	25.89	31.97
Wisconsin PS	10.41	9.32	8.40	9.54	10.94	23.58	32.49	31.78	30.83	32.82	34.25	35.12	34.89	32.94	30.74	30.50	29.69	30.66	38.65	40.68	32.11	26.56	22.36	20.10	26.64	32.16
Cleared Load (GW)	46.1	45.4	45.0	45.1	46.6	55.6	60.7	61.0	61.4	62.2	62.5	62.5	62.8	62.5	62.1	61.6	61.5	61.3	63.4	63.8	61.2	57.6	51.8	4.8		



Preliminary Real-Time Prices with Forecasted and Actual System Load

Hour Ending:																									Avg. Hr \$	
	1	2	3	4	5	6	7	8	9	10	11	12	13	14	15	16	17	18	19	20	21	22	23	24	All	On Pk
Cinergy Hub	18.54	16.21	17.40	18.03	19.59	28.52	53.95	25.03	27.54	34.13	30.10	28.05	37.47	29.09	26.46	26.43	27.17	32.09	31.73	31.53	46.95	23.42	21.47	23.81	28.11	29.92
Illinois Hub	17.65	12.86	16.25	16.55	17.70	26.84	50.58	24.01	26.01	35.72	29.47	27.04	28.97	27.44	25.69	25.30	27.50	26.10	33.30	30.10	44.58	24.89	22.62	23.19	26.68	28.67
Indiana Hub	18.69	16.36	17.53	18.16	19.72	28.66	54.19	25.11	27.58	34.30	30.67	28.27	37.30	29.38	26.64	26.61	27.35	32.06	31.92	31.82	47.38	23.56	21.59	23.93	28.28	30.10
Michigan Hub	19.32	17.33	18.02	18.70	20.30	29.60	56.10	25.94	28.45	35.50	30.94	29.06	37.02	29.96	27.46	27.39	28.16	32.31	32.77	32.66	48.63	24.28	22.25	24.59	29.03	30.80
Minnesota Hub	17.96	12.44	15.55	15.80	16.87	26.12	49.45	23.74	24.70	33.99	29.80	26.96	29.26	28.51	26.35	26.31	27.22	29.07	31.01	32.13	49.16	23.53	20.85	23.04	26.66	28.91
Wisconsin PS	18.85	12.65	16.85	17.06	18.23	28.22	54.66	27.23	31.82	35.06	30.52	30.79	40.28	29.28	26.83	26.75	27.53	30.24	31.76	32.51	47.92	23.97	21.86	24.14	28.54	30.89
Forecasted Load (GW)	48.5	47.2	46.5	46.6	48.1	51.7	56.5	58.7	59.7	60.6	61.2	61.6	61.8	61.9	61.6	61.3	61.0	60.5	61.1	62.8	61.4	57.9	53.8	50.2		
Forecast Error %	-1.5%	-1.7%	-2.1%	-2.4%	-2.2%	-0.9%	0.1%	0.3%	0.2%	0.2%	0.1%	-0.1%	-0.1%	-0.3%	-0.8%	-0.7%	-0.9%	-0.4%	-0.4%	-0.5%	-0.3%	-0.2%	-0.4%			





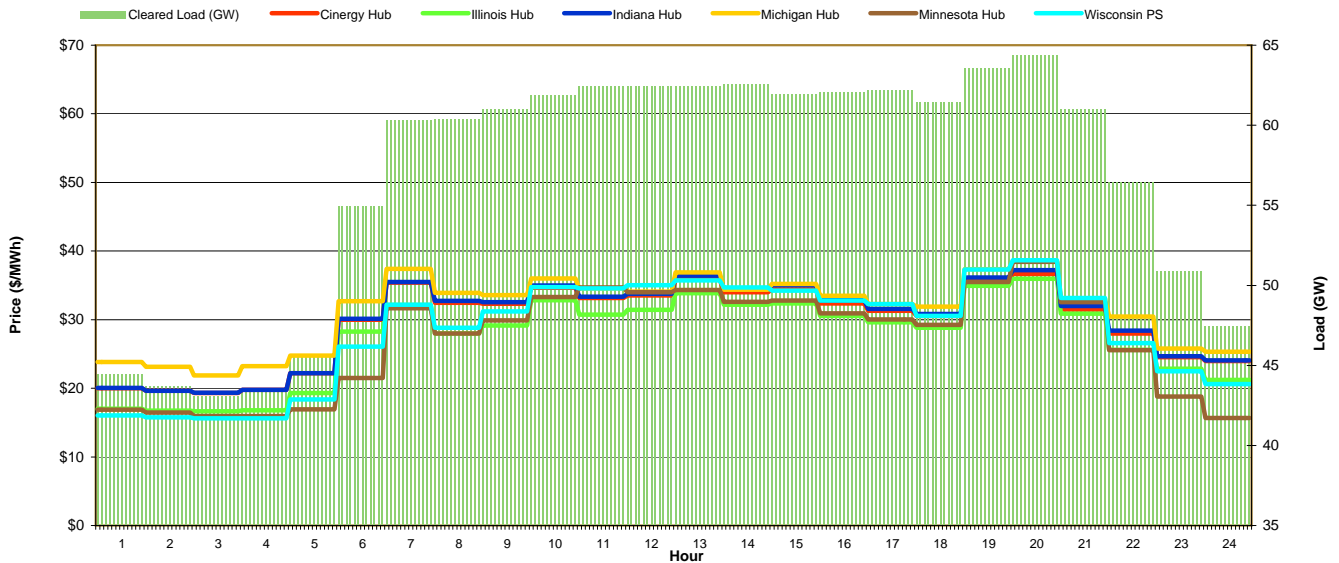
MISO Daily Report

Wednesday September 28, 2011

Price	<=0	>=100	>=200
Forecast Error %	0-4.9%	5-9.9%	>=10%

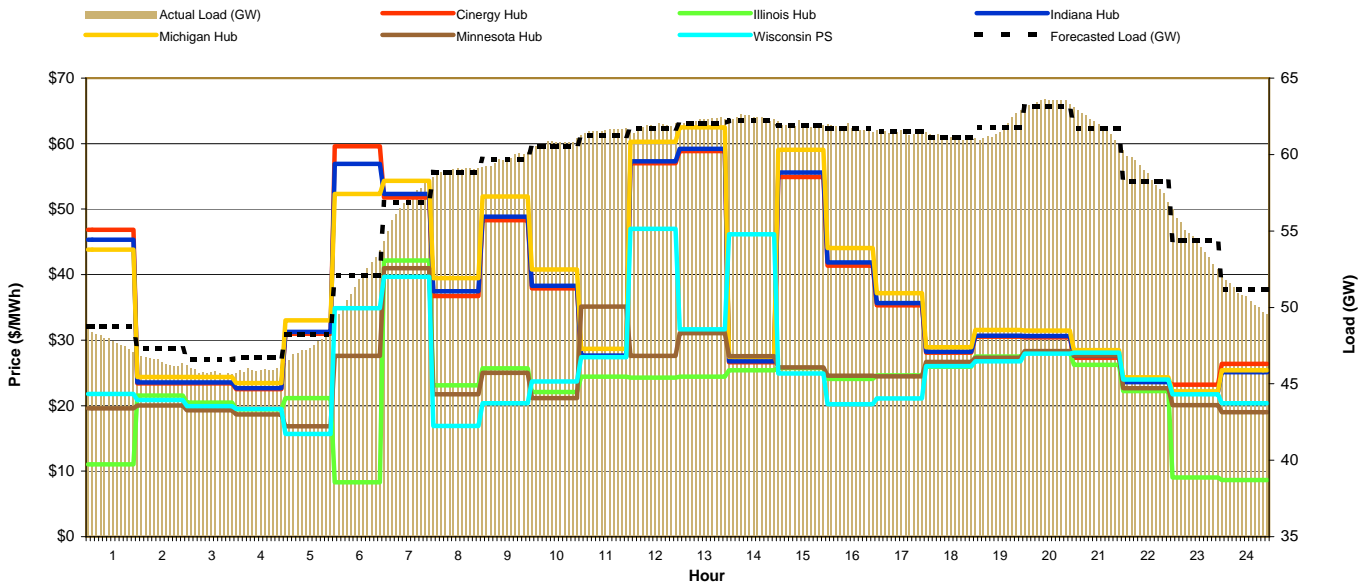
Day-Ahead Prices and Cleared Load

Hour Ending:																									Avg. Hr \$			
	1	2	3	4	5	6	7	8	9	10	11	12	13	14	15	16	17	18	19	20	21	22	23	24	All	On Pk		
Cinergy Hub	20.02	19.62	19.30	19.78	22.21	30.00	35.39	32.46	32.33	34.64	33.18	33.53	35.89	33.99	34.42	32.37	31.31	30.53	35.73	36.65	31.50	28.00	24.54	23.97	29.64	32.57		
Illinois Hub	17.02	16.76	16.66	16.77	19.30	28.24	32.11	28.00	29.17	32.82	30.71	31.44	33.86	32.18	32.37	30.53	29.62	28.84	34.91	35.97	30.89	25.60	22.85	21.21	27.41	30.61		
Indiana Hub	20.03	19.63	19.34	19.79	22.21	30.12	35.49	32.72	32.55	35.00	33.35	33.77	36.44	34.52	35.04	32.82	31.59	30.82	36.15	37.22	31.98	28.38	24.68	24.06	29.90	32.94		
Michigan Hub	23.82	23.14	21.85	23.22	24.77	32.71	37.41	33.91	33.59	36.00	34.55	34.08	36.91	34.38	35.22	33.48	32.28	31.90	37.35	38.50	33.08	30.47	25.78	25.33	31.41	33.84		
Minnesota Hub	16.89	16.44	15.94	15.96	16.94	21.49	31.68	28.00	29.88	33.28	34.69	33.98	34.31	32.62	32.78	30.94	30.04	29.25	35.50	38.41	32.53	25.56	18.78	15.65	27.15	31.28		
Wisconsin PS	16.06	15.77	15.63	15.62	18.40	26.07	32.18	28.81	31.19	34.75	34.56	35.03	35.74	34.68	34.25	32.78	32.27	30.53	37.31	38.64	33.16	26.58	22.48	20.62	28.46	32.67		
Cleared Load (GW)	44.5	43.7	43.1	43.5	45.6	55.0	60.3	60.4	61.0	61.9	62.5	62.4	62.6	62.0	62.1	62.2	61.5	63.6	64.4	61.1	56.5	50.9	4.7					



Preliminary Real-Time Prices with Forecasted and Actual System Load

Hour Ending:																									Avg. Hr \$			
	1	2	3	4	5	6	7	8	9	10	11	12	13	14	15	16	17	18	19	20	21	22	23	24	All	On Pk		
Cinergy Hub	46.83	23.39	23.38	22.52	30.99	59.59	51.76	36.71	48.32	37.93	27.48	56.99	58.85	26.61	54.89	41.36	35.33	28.09	30.51	30.42	27.30	23.62	23.19	26.38	36.35	36.73		
Illinois Hub	11.02	21.55	20.47	19.45	21.16	8.28	42.18	23.10	25.69	22.06	24.42	24.27	24.40	25.42	25.72	24.06	24.64	25.95	27.48	28.14	26.22	22.24	9.04	8.66	22.32	23.93		
Indiana Hub	45.34	23.54	23.53	22.68	31.27	56.89	52.32	37.49	48.84	38.32	27.66	57.29	59.22	26.78	55.60	41.86	35.67	28.25	30.69	30.62	27.58	23.61	22.07	25.12	36.34	36.97		
Michigan Hub	43.82	24.38	24.36	23.43	33.03	52.30	54.30	39.48	51.95	40.78	28.65	60.30	62.47	27.47	59.04	44.04	37.16	28.90	31.54	31.47	28.47	24.33	22.18	25.42	37.47	38.64		
Minnesota Hub	19.59	20.02	19.30	18.66	16.87	27.59	41.00	21.72	25.01	21.13	35.10	27.58	31.07	27.53	25.82	24.58	24.48	26.67	27.29	28.31	27.67	22.66	20.10	18.98	24.95	26.05		
Wisconsin PS	21.77	20.87	19.92	19.48	15.68	34.86	39.66	16.91	20.36	23.70	27.40	46.97	31.63	46.14	24.89	20.23	21.10	26.02	26.77	27.93	28.10	23.97	21.74	20.38	26.10	27.11		
Forecasted Load (GW)	48.7	47.3	46.6	46.7	48.2	52.1	56.9	58.8	59.7	60.5	61.2	61.7	62.0	62.2	61.9	61.7	61.5	61.1	61.7	63.1	61.7	58.3	54.4	51.2				
Forecast Error %	-1.9%	-1.8%	-1.8%	-1.8%	-0.2%	0.2%	0.0%	0.4%	0.5%	0.2%	0.3%	0.3%	0.1%	0.1%	-0.1%	0.2%	-0.1%	0.5%	0.5%	0.9%	0.0%	-0.9%						





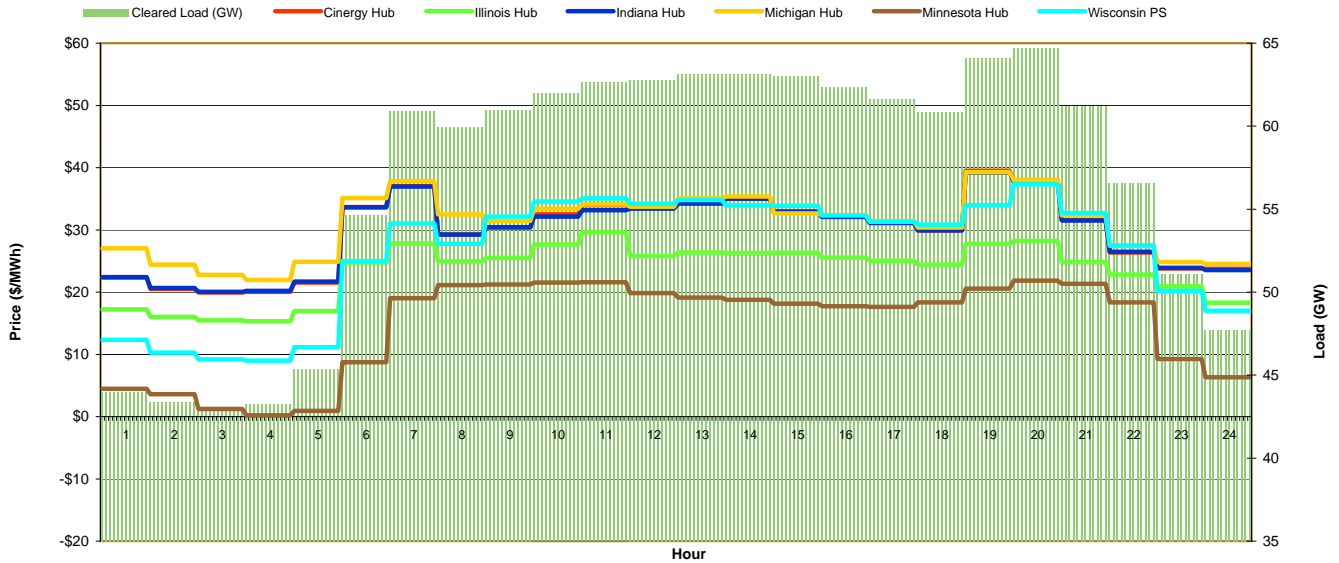
MISO Daily Report

Thursday September 29, 2011

Price	<=0	>=100	>=200
Forecast Error %	0-4.9%	5-9.9%	>=10%

Day-Ahead Prices and Cleared Load

Hour Ending:																									Avg. Hr \$			
	1	2	3	4	5	6	7	8	9	10	11	12	13	14	15	16	17	18	19	20	21	22	23	24	All	On Pk		
Cinergy Hub	22.39	20.53	19.94	20.07	21.52	33.69	37.00	29.26	30.41	32.50	34.00	33.56	34.29	35.10	33.00	32.13	31.20	29.93	39.51	38.00	31.58	26.35	23.83	23.73	29.73	32.17		
Illinois Hub	17.23	16.02	15.46	15.33	16.99	24.76	27.83	24.94	25.50	27.65	29.63	25.81	26.40	26.28	26.33	25.54	25.05	24.43	27.74	28.22	24.82	22.85	20.93	18.31	23.50	25.76		
Indiana Hub	22.43	20.65	20.05	20.19	21.68	33.60	36.97	29.27	30.43	32.14	33.17	33.43	34.25	35.00	32.93	32.09	31.13	29.90	39.21	37.73	31.53	26.46	23.93	23.56	29.66	32.04		
Michigan Hub	27.06	24.43	22.76	21.94	24.90	35.09	37.84	32.51	31.47	33.44	34.10	33.73	35.07	35.39	32.63	32.40	31.41	30.39	39.30	37.98	32.35	27.43	24.85	24.54	30.96	32.78		
Minnesota Hub	4.48	3.60	1.25	0.23	0.91	8.75	19.01	21.12	21.22	21.56	21.61	19.86	19.12	18.77	18.14	17.74	17.62	18.38	20.59	21.86	21.34	18.37	9.28	6.30	14.63	19.16		
Wisconsin PS	12.36	10.31	9.18	9.01	11.17	25.00	31.05	27.75	32.16	34.58	35.07	34.22	34.83	33.91	33.91	32.35	31.33	30.86	33.97	37.31	32.70	27.50	20.20	17.03	26.57	32.04		
Cleared Load (GW)	44.0	43.4	43.0	43.3	45.4	54.6	60.9	59.9	61.0	62.0	62.6	62.8	63.1	63.2	63.0	62.4	61.6	60.9	64.1	64.7	61.2	56.6	51.1	4.8				



Preliminary Real-Time Prices with Forecasted and Actual System Load

Hour Ending:																									Avg. Hr \$			
	1	2	3	4	5	6	7	8	9	10	11	12	13	14	15	16	17	18	19	20	21	22	23	24	All	On Pk		
Cinergy Hub	21.02	20.85	21.11	19.43	16.08	52.53	23.26	36.24	30.80	32.80	32.57	29.29	31.69	24.15	22.00	25.41	28.26	24.51	24.11	23.97	24.75	21.24	25.96	25.93	26.58	27.36		
Illinois Hub	11.74	18.00	18.04	16.90	13.17	45.57	21.14	9.72	15.00	-15.53	20.67	11.17	14.17	21.45	21.11	18.27	-0.58	23.53	21.46	21.59	-3.11	2.92	-12.27	6.81	13.37	10.60		
Indiana Hub	20.70	20.99	21.24	19.55	16.21	52.93	23.38	34.26	29.83	29.90	31.89	28.03	30.46	24.12	22.14	24.90	25.54	24.67	24.05	23.96	21.25	19.50	22.59	25.87	25.75	26.07		
Michigan Hub	21.58	21.74	22.01	20.22	17.12	56.28	24.12	35.11	30.19	27.10	33.35	28.74	31.21	24.81	22.77	25.31	25.44	25.71	24.66	24.63	25.81	19.28	22.53	28.16	26.58	26.67		
Minnesota Hub	7.85	17.20	17.09	14.96	6.87	3.39	18.40	21.32	20.95	24.19	25.55	19.36	22.24	24.45	25.12	20.81	21.56	18.31	22.77	23.99	21.35	19.15	16.85	8.36	18.42	21.75		
Wisconsin PS	16.41	18.28	18.25	16.35	8.76	32.64	31.39	33.41	29.79	29.56	35.01	28.62	30.31	24.83	44.53	25.35	22.48	24.94	28.95	24.77	21.66	18.92	15.06	3.79	24.33	27.38		
Forecasted Load (GW)	49.1	47.6	46.9	47.0	48.6	52.4	57.1	59.0	59.9	60.8	61.7	62.2	62.6	62.8	62.5	62.1	61.7	61.1	61.5	62.9	61.6	58.1	54.1	50.6				
Forecast Error %	-1.5%	-1.3%	-1.3%	-2.2%	-2.0%	-1.1%	-0.5%	0.2%	0.3%	0.5%	0.3%	0.4%	0.4%	0.4%	0.5%	0.3%	-0.1%	-0.4%	-0.7%	-1.1%	-1.0%	-1.3%	-1.8%					

