



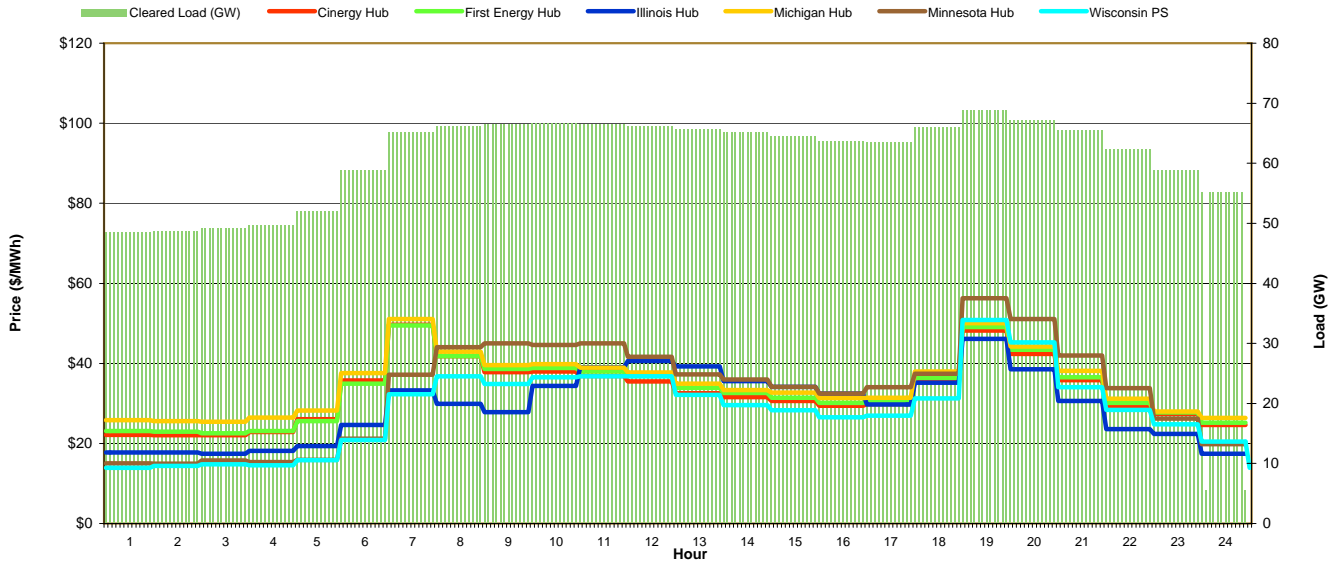
MISO Daily Report

Monday November 1, 2010

Price	<=0	>=100	>=200
Forecast Error %	0-4.9%	5-9.9%	>=10%

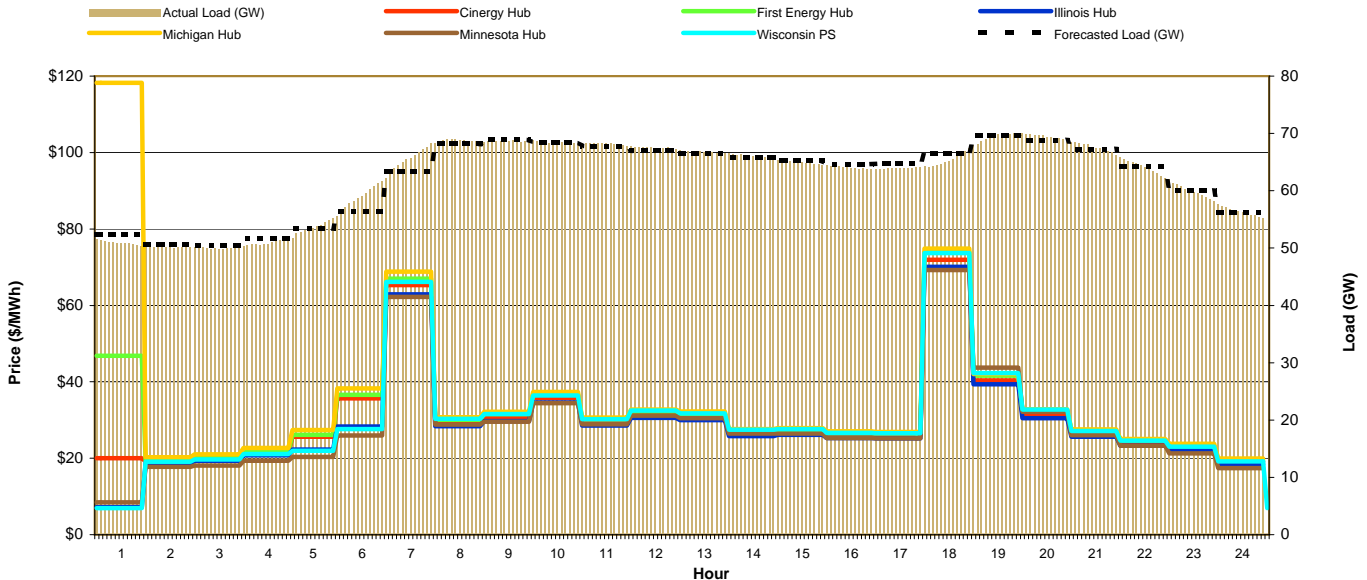
Day-Ahead Prices and Cleared Load

Hour Ending:																									Avg. Hr \$	
	1	2	3	4	5	6	7	8	9	10	11	12	13	14	15	16	17	18	19	20	21	22	23	24	All	On Pk
Cinergy Hub	22.11	22.07	22.03	22.89	26.09	35.77	49.68	41.84	37.80	38.00	36.87	35.49	32.55	31.59	30.61	29.40	29.80	35.98	48.17	42.34	35.83	29.41	27.45	24.63	32.85	35.20
First Energy Hub	23.08	22.95	22.57	23.09	25.61	34.97	49.50	41.83	38.63	38.89	37.97	36.84	33.89	32.60	31.42	30.10	30.37	36.41	49.08	43.45	36.52	30.15	27.78	25.19	33.45	36.00
Illinois Hub	17.77	17.75	17.41	18.13	19.36	24.64	33.22	29.91	27.81	34.34	39.02	40.64	39.23	35.54	34.12	32.47	29.74	35.19	46.15	38.57	30.58	23.60	22.42	17.43	29.38	33.71
Michigan Hub	25.79	25.58	25.40	26.49	28.23	37.60	51.12	42.91	39.54	39.80	38.92	37.74	34.93	33.36	32.71	31.35	31.42	38.01	50.08	44.21	38.12	31.17	28.00	26.41	34.95	37.02
Minnesota Hub	15.06	14.97	15.72	15.37	15.94	21.19	37.18	44.05	45.00	44.63	45.03	41.69	37.27	35.99	34.15	32.49	34.09	37.41	56.27	51.07	41.95	33.80	26.26	19.86	33.19	40.07
Wisconsin PS	13.93	14.37	14.83	14.54	15.79	20.86	32.33	36.78	34.84	36.56	36.74	36.75	32.14	29.56	28.27	26.57	26.91	31.28	50.88	45.25	34.04	28.38	24.77	20.48	28.62	33.73
Cleared Load (GW)	48.5	48.8	49.2	49.7	52.0	58.9	65.3	66.2	66.5	66.8	66.6	66.2	65.6	65.2	64.5	63.8	63.5	66.0	68.9	67.1	65.6	62.4	58.9	5.5		



Preliminary Real-Time Prices with Forecasted and Actual System Load

Hour Ending:																									Avg. Hr \$	
	1	2	3	4	5	6	7	8	9	10	11	12	13	14	15	16	17	18	19	20	21	22	23	24	All	On Pk
Cinergy Hub	20.01	19.14	19.91	21.48	25.64	35.66	65.35	29.38	30.79	35.76	29.41	31.40	30.75	26.34	26.70	25.90	25.86	71.92	40.36	31.41	26.39	23.95	22.67	19.09	30.64	31.81
First Energy Hub	46.83	19.41	20.13	21.72	26.09	36.59	66.96	30.08	31.57	36.76	30.25	32.28	31.66	27.08	27.38	26.55	26.53	73.96	41.59	32.44	27.16	24.58	23.19	19.47	32.51	32.69
Illinois Hub	7.21	18.65	19.35	20.79	22.26	28.33	62.85	28.39	29.74	34.62	28.56	30.58	30.00	25.76	26.12	25.26	25.20	70.07	39.37	30.47	25.60	23.26	22.08	18.43	28.87	30.94
Michigan Hub	118.26	20.26	20.99	22.66	27.42	38.25	68.80	30.75	32.17	37.34	30.66	32.73	32.21	27.66	27.92	27.01	26.92	74.86	42.02	32.84	27.57	25.00	23.76	19.97	36.17	33.21
Minnesota Hub	8.48	17.75	18.12	19.36	20.31	26.00	62.18	28.83	29.54	34.45	28.89	31.19	30.48	26.45	26.44	25.33	25.22	69.27	43.73	32.16	26.03	23.25	21.30	17.45	28.84	31.41
Wisconsin PS	6.94	19.09	19.72	21.13	21.95	27.62	66.12	30.29	31.54	36.42	30.20	32.51	31.76	27.45	27.65	26.63	26.51	73.71	42.30	32.74	27.11	24.65	23.00	19.20	30.26	32.78
Forecasted Load (GW)	52.4	50.7	50.5	51.8	53.4	56.5	63.3	68.2	68.9	68.5	67.8	67.0	66.5	65.9	65.2	64.6	64.7	66.5	69.5	68.9	67.3	64.2	60.0	56.3		
Forecast Error %	-3.0%	-1.1%	-1.0%	-1.5%	1.0%	5.0%	4.0%	0.9%	-0.3%	0.0%	0.5%	0.7%	0.4%	0.1%	-0.5%	-1.0%	-1.2%	-1.3%	0.0%	0.7%	0.2%	-0.6%	-0.6%	-9.2%		





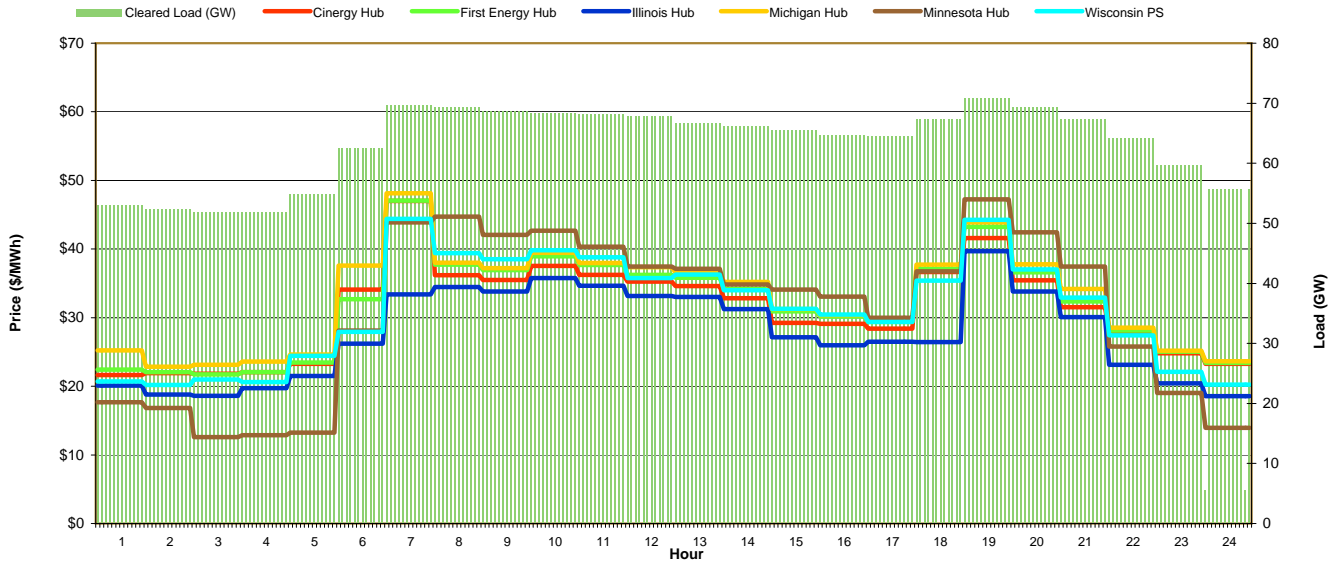
MISO Daily Report

Tuesday November 2, 2010

Price	<=0	>=100	>=200
Forecast Error %	0-4.9%	5-9.9%	>=10%

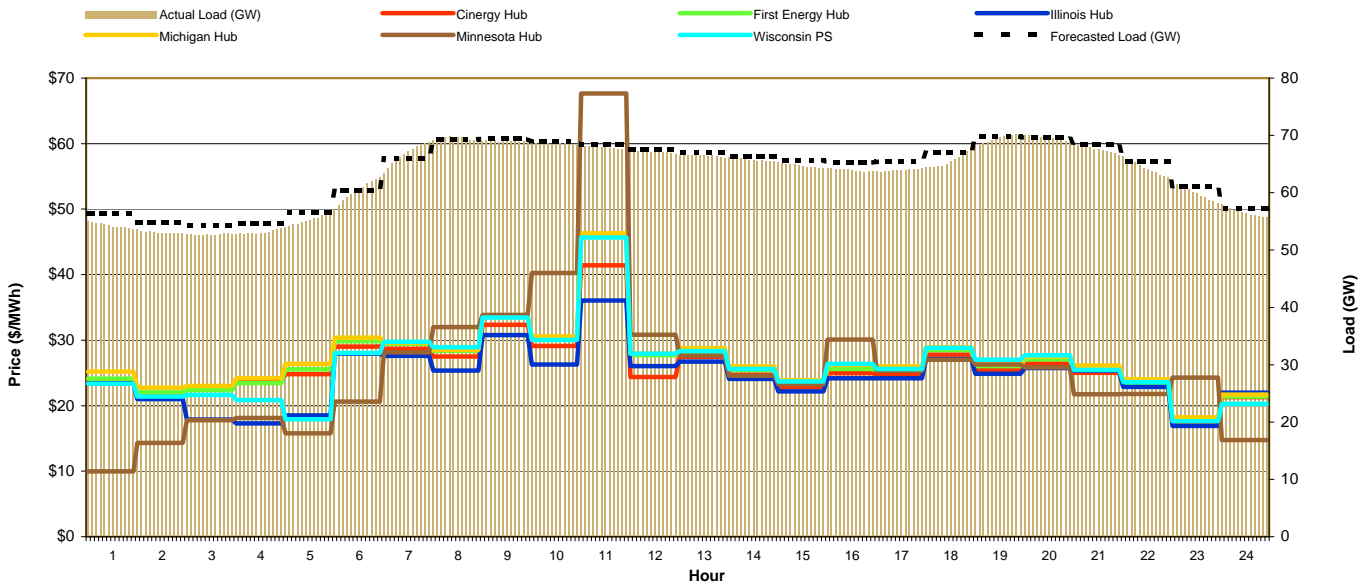
Day-Ahead Prices and Cleared Load

Hour Ending:																									Avg. Hr \$	
	1	2	3	4	5	6	7	8	9	10	11	12	13	14	15	16	17	18	19	20	21	22	23	24	All	On Pk
Cinergy Hub	21.62	21.91	21.83	22.05	23.26	34.11	46.99	36.21	35.48	37.56	36.24	35.24	34.62	32.82	29.25	29.11	28.42	36.66	41.62	35.44	31.54	27.74	24.79	23.27	31.16	33.30
First Energy Hub	22.45	22.06	21.73	22.04	23.44	32.69	47.04	37.71	36.94	38.96	37.69	36.24	35.81	34.19	30.92	30.16	29.40	37.08	43.21	36.59	32.36	28.14	25.02	23.42	31.89	34.40
Illinois Hub	20.09	18.81	18.59	19.74	21.52	26.23	33.41	34.46	33.83	35.76	34.67	33.16	33.02	31.26	27.12	25.97	26.50	26.44	39.69	33.79	30.09	23.12	20.44	18.55	27.76	30.58
Michigan Hub	25.23	22.87	23.12	23.61	24.61	37.59	48.11	37.99	37.21	39.47	37.97	37.35	36.57	35.20	31.23	30.37	29.62	37.71	43.90	37.79	34.20	28.54	25.19	23.66	32.88	35.02
Minnesota Hub	17.67	16.84	12.58	12.88	13.24	28.11	43.90	44.72	42.08	42.69	40.33	37.46	37.14	34.85	34.07	33.05	30.00	36.73	47.25	42.46	37.46	25.80	19.01	13.93	31.01	36.57
Wisconsin PS	20.72	20.18	20.99	20.61	24.42	27.93	44.40	39.39	38.54	39.83	38.79	35.76	36.27	34.01	31.32	30.43	29.39	35.41	44.26	37.03	32.91	27.42	22.12	20.26	31.35	34.55
Cleared Load (GW)	53.0	52.4	51.9	51.9	54.9	62.5	69.6	69.3	68.6	68.4	68.2	67.8	66.8	66.3	65.5	64.7	64.6	67.4	70.8	69.4	67.3	64.3	59.6	5.6		



Preliminary Real-Time Prices with Forecasted and Actual System Load

Hour Ending:																									Avg. Hr \$	
	1	2	3	4	5	6	7	8	9	10	11	12	13	14	15	16	17	18	19	20	21	22	23	24	All	On Pk
Cinergy Hub	23.68	21.58	22.72	23.72	24.81	29.04	28.69	27.49	32.36	29.12	41.43	24.39	27.45	24.71	22.79	24.95	24.77	27.81	25.45	26.41	25.03	23.01	17.43	21.28	25.84	26.54
First Energy Hub	24.13	22.01	22.37	23.47	25.54	29.84	29.48	28.39	33.53	30.33	45.98	27.68	28.27	25.43	23.36	25.58	25.41	28.50	26.04	27.06	25.47	23.47	17.80	21.38	26.69	27.64
Illinois Hub	23.42	21.02	17.90	17.29	18.52	27.95	27.59	25.34	30.76	26.28	36.05	26.06	26.71	24.07	22.18	24.18	24.18	27.10	24.84	25.75	25.36	22.84	16.88	21.96	24.34	25.54
Michigan Hub	25.19	22.77	23.02	24.19	26.36	30.37	29.62	28.52	33.72	30.56	46.29	27.95	28.77	25.98	23.90	26.23	25.99	28.93	26.33	27.52	26.11	24.04	18.23	21.68	27.18	28.07
Minnesota Hub	9.97	14.32	17.80	18.10	15.76	20.63	28.14	32.01	33.86	40.27	67.67	30.82	27.66	24.59	23.27	30.07	25.29	27.02	26.27	25.84	21.75	21.77	24.26	14.73	25.91	30.15
Wisconsin PS	23.35	21.39	21.65	20.86	17.92	28.03	29.73	28.94	33.47	30.04	45.66	27.94	28.34	25.62	23.68	26.38	25.58	28.81	27.00	27.70	25.46	23.58	17.63	20.26	26.21	27.86
Forecasted Load (GW)	56.5	54.9	54.3	54.6	56.5	60.5	66.0	69.4	69.4	68.9	68.3	67.6	67.0	66.3	65.7	65.3	65.4	66.9	69.8	69.6	68.5	65.4	61.1	57.3		
Forecast Error %	-4.2%	-3.5%	-3.0%	-2.6%	-1.9%	0.6%	1.8%	0.2%	-0.6%	-0.6%	-0.7%	-0.8%	-0.9%	-0.9%	-1.6%	-2.1%	-2.3%	-1.6%	-0.3%	-0.2%	-1.6%	-2.2%	-2.3%	-1.4%		





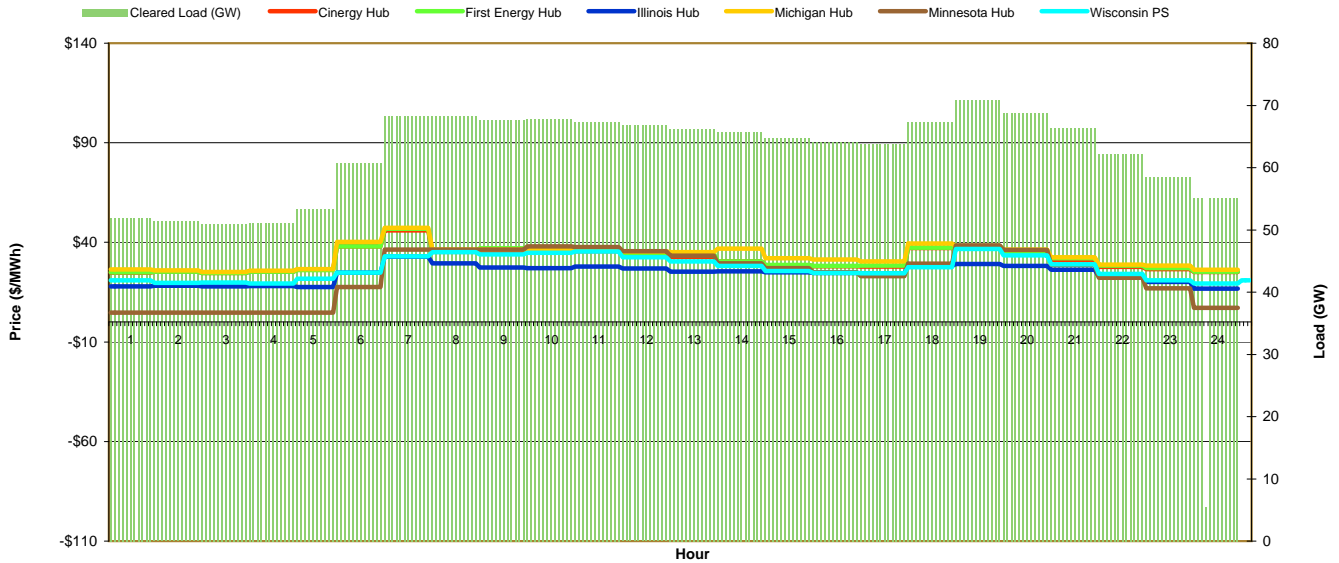
MISO Daily Report

Wednesday November 3, 2010

Price	<=0	>=100	>=200
Forecast Error %	0-4.9%	5-9.9%	>=10%

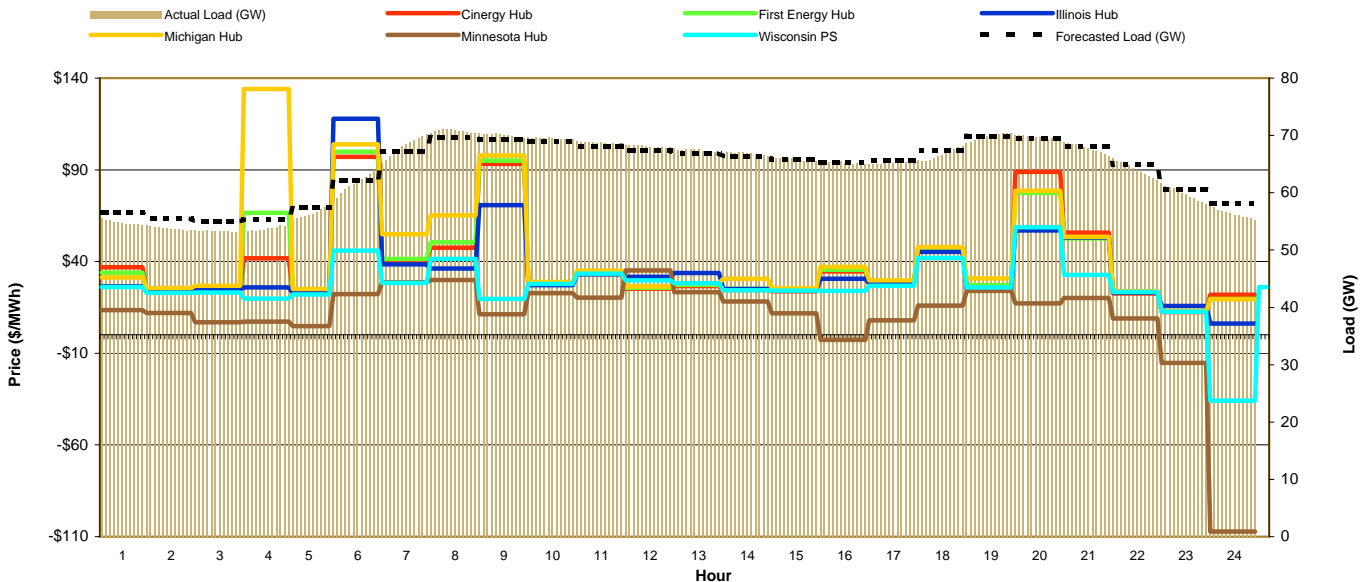
Day-Ahead Prices and Cleared Load

Hour Ending:	1	2	3	4	5	6	7	8	9	10	11	12	13	14	15	16	17	18	19	20	21	22	23	24	Avg. Hr \$	
																									All	On Pk
Cinergy Hub	24.79	25.26	24.70	25.28	26.34	38.00	45.98	35.29	35.56	35.78	35.50	33.67	32.68	30.41	28.57	27.97	27.82	37.15	38.00	34.93	31.29	27.70	28.49	25.15	31.43	32.43
First Energy Hub	24.96	25.28	24.70	25.31	26.03	37.93	46.75	35.96	36.98	36.79	36.92	34.77	34.32	30.35	28.70	28.12	28.26	37.36	37.98	35.31	32.01	28.38	27.05	25.21	31.89	33.08
Illinois Hub	17.96	18.23	17.83	18.03	17.62	24.87	32.81	29.52	27.36	27.05	27.83	26.88	25.36	25.52	25.00	24.71	24.50	28.17	29.19	28.12	26.19	22.68	20.14	16.84	24.27	26.14
Michigan Hub	26.36	25.94	25.15	25.81	26.49	40.15	47.34	36.36	36.35	36.35	36.56	35.36	35.07	36.82	32.02	31.44	30.46	39.35	38.11	36.34	32.57	28.82	28.40	26.25	33.08	34.40
Minnesota Hub	4.75	4.68	4.70	4.65	4.74	17.60	36.35	36.43	36.35	37.90	37.72	35.57	33.26	29.49	27.12	24.98	22.99	29.28	38.51	36.14	28.73	22.26	16.96	7.07	24.09	30.86
Wisconsin PS	20.88	19.74	19.76	19.38	21.69	24.85	33.06	35.01	33.88	34.83	35.44	32.56	30.46	28.12	25.57	24.62	24.43	27.57	36.71	33.41	29.01	24.15	20.90	19.28	27.30	29.79
Cleared Load (GW)	51.9	51.4	50.9	51.0	53.4	60.7	68.3	68.3	67.7	67.8	67.4	66.8	66.3	65.8	64.7	64.1	63.8	67.4	70.9	68.8	66.4	62.3	58.4	5.5		



Preliminary Real-Time Prices with Forecasted and Actual System Load

Hour Ending:	1	2	3	4	5	6	7	8	9	10	11	12	13	14	15	16	17	18	19	20	21	22	23	24	Avg. Hr \$	
																									All	On Pk
Cinergy Hub	36.85	24.25	25.28	41.78	23.73	97.08	40.37	47.45	93.19	27.60	33.22	25.17	26.59	24.54	23.87	34.67	28.12	45.60	26.34	88.84	55.73	22.59	12.55	21.86	38.64	38.50
First Energy Hub	33.88	24.64	25.77	66.55	24.29	99.88	41.36	50.57	94.99	28.38	34.08	25.79	27.25	25.20	24.43	35.51	28.88	46.85	27.16	77.40	52.59	23.14	12.77	19.63	39.62	38.44
Illinois Hub	26.43	23.99	24.75	25.90	22.91	117.89	38.49	36.22	70.76	27.10	33.02	31.65	33.82	25.08	24.37	30.54	28.09	45.22	24.92	57.04	53.16	23.12	15.80	6.11	35.27	34.99
Michigan Hub	31.30	25.53	26.77	134.15	25.08	103.89	54.84	65.23	97.81	28.92	34.93	26.46	28.19	30.56	25.37	37.02	29.82	47.91	30.76	78.53	53.48	23.78	13.07	19.43	44.70	40.74
Minnesota Hub	13.43	11.93	6.93	7.22	4.80	22.27	28.68	29.97	11.30	22.85	20.36	35.07	23.22	18.26	11.73	-2.69	7.87	15.97	23.94	17.23	20.17	8.96	-15.26	-107.29	9.87	15.56
Wisconsin PS	26.04	22.95	23.11	19.88	22.11	45.96	28.35	41.50	19.64	27.80	33.40	29.66	28.09	24.33	24.17	23.96	26.73	41.98	25.97	58.63	32.77	23.47	12.70	-35.88	26.14	29.67
Forecasted Load (GW)	56.5	55.5	54.9	55.3	57.4	62.1	67.1	69.7	69.3	68.9	68.1	67.4	66.9	66.4	65.8	65.3	65.6	67.4	69.9	69.5	68.0	64.9	60.5	58.1		
Forecast Error %	-22.2%	-3.5%	-3.2%	-2.8%	-1.3%	0.1%	1.8%	1.4%	0.9%	0.6%	0.7%	0.9%	0.6%	0.5%	-0.1%	-0.3%	-0.6%	-0.8%	-0.1%	0.1%	-0.7%	-1.8%	-1.9%		-12.9%	





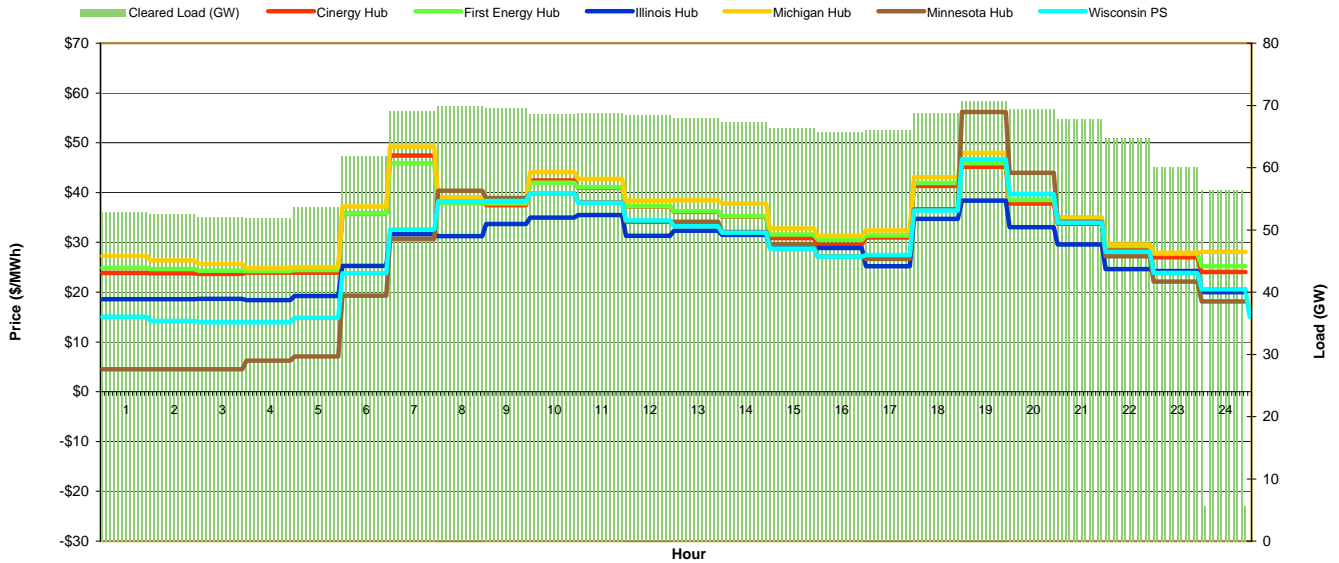
MISO Daily Report

Thursday November 4, 2010

Price	<=0	>=100	>=200
Forecast Error %	0-4.9%	5-9.9%	>=10%

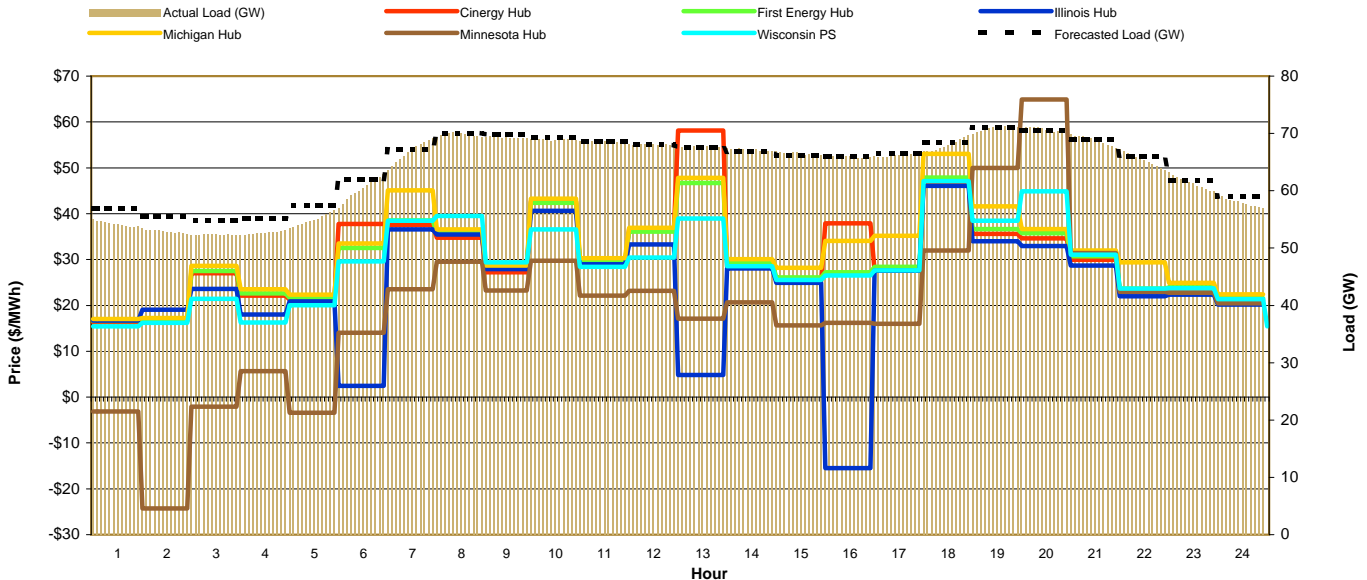
Day-Ahead Prices and Cleared Load

Hour Ending:																									Avg. Hr \$	
	1	2	3	4	5	6	7	8	9	10	11	12	13	14	15	16	17	18	19	20	21	22	23	24	All	On Pk
Cinergy Hub	23.85	23.80	23.64	23.94	23.94	35.83	47.45	38.32	37.48	42.40	40.95	37.23	36.10	35.15	30.89	29.50	30.97	41.34	45.21	37.77	33.73	28.47	27.00	24.06	33.29	35.78
First Energy Hub	24.91	24.60	24.32	24.23	24.41	35.83	45.87	37.87	37.83	42.01	41.05	37.31	36.29	35.26	31.57	30.48	31.36	41.89	45.88	38.49	34.66	29.27	27.69	25.23	33.68	36.18
Illinois Hub	18.59	18.61	18.68	18.37	19.20	25.26	31.63	31.22	33.71	34.98	35.49	31.30	32.31	31.48	29.05	28.85	25.20	34.72	38.40	33.02	29.55	24.61	24.21	20.02	27.85	31.13
Michigan Hub	27.27	26.34	25.64	24.85	25.00	37.22	49.25	39.01	38.79	44.11	42.77	38.41	38.47	37.81	32.76	31.28	32.40	43.06	47.97	39.80	35.07	29.56	27.91	28.07	35.12	37.45
Minnesota Hub	4.48	4.49	4.50	6.22	7.10	19.30	30.65	40.37	38.91	39.86	38.01	34.15	34.12	32.09	29.61	27.16	26.68	36.65	56.16	44.00	34.17	27.21	22.11	18.13	27.34	35.08
Wisconsin PS	15.07	14.21	13.95	13.98	14.88	23.77	32.61	38.26	38.35	39.84	37.96	34.38	33.22	31.93	28.76	27.17	27.48	36.40	46.68	39.64	33.94	28.11	23.85	20.59	28.96	34.12
Cleared Load (GW)	52.9	52.5	52.0	52.0	53.7	61.9	69.1	69.8	69.6	68.7	68.8	68.4	67.9	67.3	66.4	65.7	65.9	68.8	70.7	69.4	67.8	64.7	60.1	5.6		



Preliminary Real-Time Prices with Forecasted and Actual System Load

Hour Ending:																									Avg. Hr \$	
	1	2	3	4	5	6	7	8	9	10	11	12	13	14	15	16	17	18	19	20	21	22	23	24	All	On Pk
Cinergy Hub	16.35	16.60	27.01	22.12	21.22	37.77	37.54	34.73	27.25	42.71	28.69	36.68	58.12	28.38	25.34	37.88	27.55	46.57	35.59	34.60	29.97	23.03	23.36	21.08	30.84	33.78
First Energy Hub	16.60	16.80	27.53	22.60	21.62	32.51	38.53	35.74	28.11	42.37	29.64	36.11	46.68	29.29	26.09	27.22	28.40	47.89	36.61	35.71	30.74	23.66	23.95	21.57	30.25	33.01
Illinois Hub	16.70	19.08	23.57	18.00	20.85	2.42	36.60	35.45	27.92	40.61	28.99	33.32	4.84	28.06	24.94	-15.46	27.59	46.04	34.00	32.94	28.67	22.00	22.32	20.18	24.15	26.39
Michigan Hub	17.02	17.24	28.61	23.51	22.32	33.49	45.08	36.59	28.71	43.25	30.27	36.95	47.82	30.05	28.23	34.07	35.18	53.04	41.60	36.67	31.94	29.40	24.69	22.41	32.43	35.54
Minnesota Hub	-3.16	-24.29	-2.06	5.65	-3.39	14.00	23.53	29.56	23.22	29.72	22.13	23.18	17.08	20.67	15.64	16.19	15.98	31.94	49.99	64.91	31.44	22.97	22.76	20.46	19.51	27.34
Wisconsin PS	15.42	16.20	21.46	16.30	20.02	29.61	38.49	39.49	29.38	36.61	28.41	30.44	38.96	28.55	25.55	26.55	27.66	47.14	38.47	44.86	31.03	23.68	23.75	21.37	29.14	32.53
Forecasted Load (GW)	56.8	55.5	54.9	55.2	57.4	61.9	67.2	70.1	69.8	69.2	68.6	68.0	67.6	66.8	66.2	66.0	66.5	68.5	71.0	70.6	68.9	65.9	61.7	59.0		
Forecast Error %	-5.2%	-5.2%	-5.0%	-4.8%	-4.2%	-2.1%	0.0%	-0.5%	-0.9%	-0.6%	-0.1%	-0.1%	0.1%	0.4%	0.3%	-0.1%	-0.4%	-0.4%	-0.1%	-0.1%	-0.6%	-1.4%	-1.2%	-11.4%		





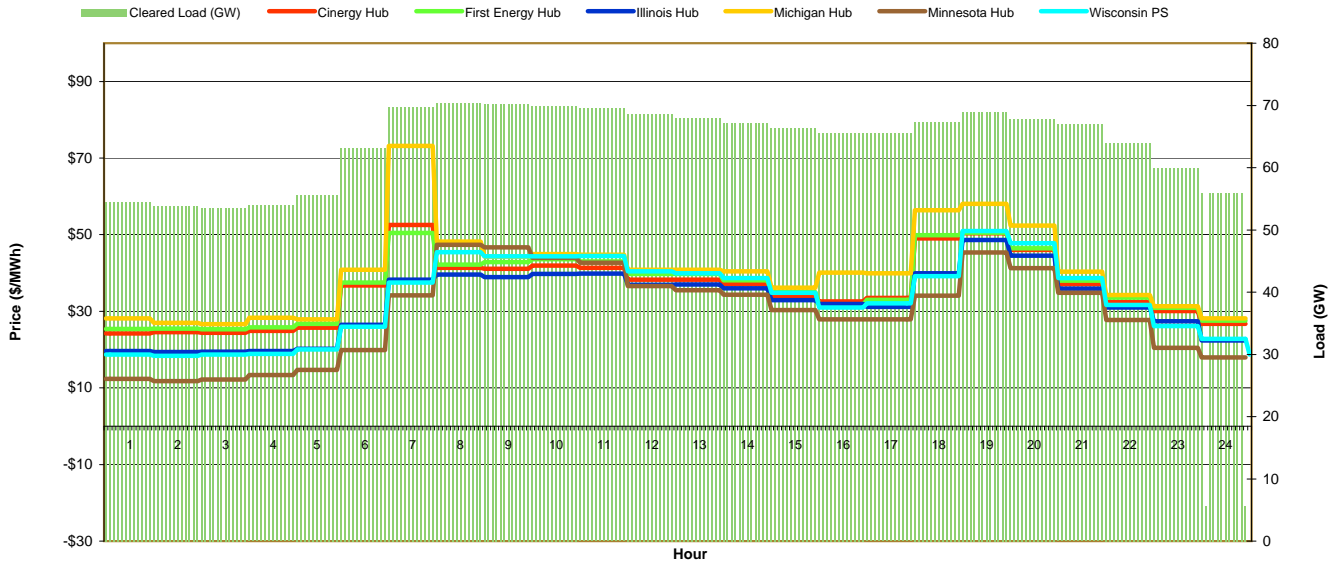
MISO Daily Report

Friday November 5, 2010

Price	<=0	>=100	>=200
Forecast Error %	0-4.9%	5-9.9%	>=10%

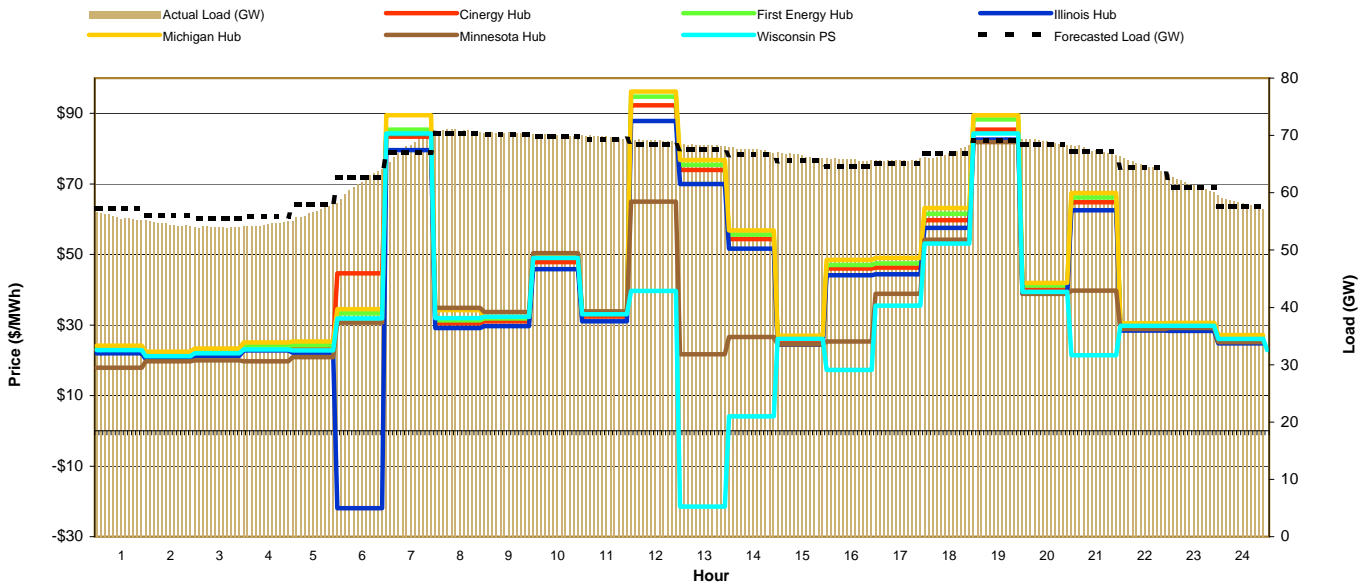
Day-Ahead Prices and Cleared Load

Hour Ending:	1	2	3	4	5	6	7	8	9	10	11	12	13	14	15	16	17	18	19	20	21	22	23	24	Avg. Hr \$	
																									All	On Pk
Cinergy Hub	24.19	24.59	24.41	24.93	25.75	36.72	52.53	41.39	41.13	41.95	41.39	38.25	38.27	37.11	33.90	32.60	33.46	49.03	50.37	46.02	37.06	32.43	30.04	26.72	36.01	39.03
First Energy Hub	25.42	25.46	25.29	25.81	26.70	37.49	50.48	42.20	42.83	43.61	42.98	39.74	39.74	38.05	34.98	31.70	33.01	49.85	50.51	46.48	37.97	33.58	30.92	27.59	36.77	39.88
Illinois Hub	19.61	19.41	19.50	19.62	20.18	26.47	38.30	39.60	38.95	39.77	39.87	36.93	37.02	35.98	32.88	31.87	31.12	39.94	48.61	44.53	35.93	30.98	27.41	22.38	32.37	36.96
Michigan Hub	28.13	26.99	26.68	28.31	27.91	40.87	73.19	48.17	44.29	44.95	44.81	40.82	40.86	40.43	36.21	40.11	39.90	56.42	58.07	52.38	40.34	34.22	31.33	28.11	40.56	43.33
Minnesota Hub	12.36	11.79	12.19	13.37	14.71	19.86	34.14	47.38	46.66	43.97	42.66	36.59	35.47	34.36	30.36	27.89	27.88	34.04	45.37	41.23	34.83	27.74	20.43	17.99	29.72	36.05
Wisconsin PS	18.75	18.39	18.67	18.84	20.03	26.01	37.48	45.44	44.38	44.37	44.40	40.40	39.95	38.64	34.86	31.00	32.11	39.19	50.99	47.81	38.70	31.68	26.17	22.84	33.79	39.38
Cleared Load (GW)	54.5	53.9	53.6	53.9	55.6	63.1	69.7	70.4	70.2	69.8	69.5	68.7	68.0	67.1	66.4	65.6	65.5	67.4	68.9	67.8	66.9	64.0	60.0	5.6		



Preliminary Real-Time Prices with Forecasted and Actual System Load

Hour Ending:	1	2	3	4	5	6	7	8	9	10	11	12	13	14	15	16	17	18	19	20	21	22	23	24	Avg. Hr \$	
																									All	On Pk
Cinergy Hub	22.90	21.24	22.16	23.73	23.85	44.63	83.40	30.51	31.03	47.82	32.43	92.32	73.93	54.38	25.44	46.01	46.26	59.74	85.41	40.02	64.77	29.22	29.17	25.83	44.01	49.28
First Energy Hub	23.32	21.54	22.43	24.05	24.22	33.34	85.41	31.33	31.87	49.29	33.45	94.70	75.39	55.61	26.16	47.02	47.50	61.51	88.31	41.25	66.20	29.95	29.93	26.41	44.59	50.59
Illinois Hub	22.00	20.39	21.25	22.76	22.12	-21.90	79.55	29.17	29.72	45.86	31.08	87.86	69.94	51.65	24.43	44.11	44.39	57.58	82.58	38.83	62.52	28.39	28.30	24.80	39.47	47.28
Michigan Hub	24.16	22.43	23.38	25.08	25.33	34.46	89.50	34.21	32.35	49.88	33.82	96.20	76.82	56.79	26.95	48.51	49.01	63.13	89.51	41.93	67.41	30.54	30.64	27.18	45.80	51.73
Minnesota Hub	17.94	19.71	19.95	19.70	20.89	30.65	84.02	34.82	33.64	50.34	33.85	64.96	21.71	26.58	24.55	25.34	38.87	54.20	81.88	38.84	39.78	28.88	29.18	25.14	36.06	39.21
Wisconsin PS	22.87	21.14	21.97	23.04	22.81	31.88	84.27	32.00	32.35	49.03	33.04	39.68	-21.50	4.07	26.06	17.22	35.53	53.11	84.31	39.36	21.40	29.75	29.77	26.05	31.63	31.57
Forecasted Load (GW)	57.1	56.1	55.5	55.9	58.0	62.7	67.0	70.4	70.3	69.9	69.4	68.5	67.5	66.6	65.6	64.7	65.1	66.8	69.1	68.5	67.2	64.4	60.8	57.6		
Forecast Error %	-2.8%	-3.1%	-2.9%	-2.4%	-2.1%	-1.0%	1.9%	0.5%	0.1%	0.2%	0.5%	1.1%	1.2%	1.2%	1.6%	1.0%	0.3%	0.3%	0.4%	0.2%	0.3%	0.5%	-8.1%			





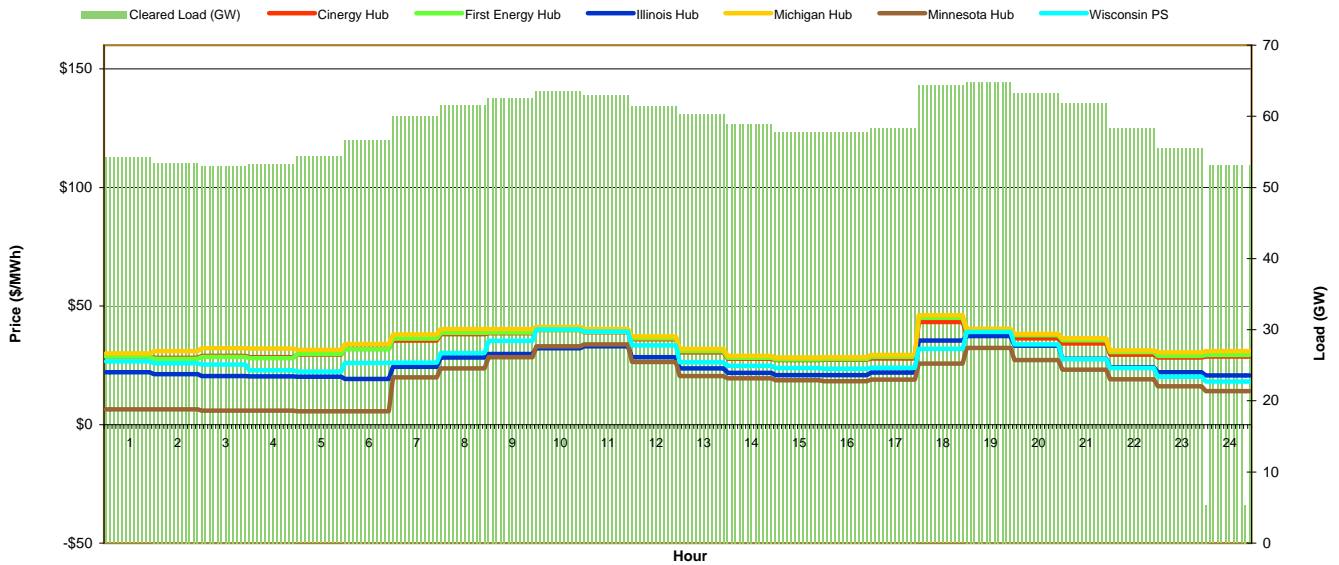
MISO Daily Report

Saturday November 6, 2010

Price	<=0	>=100	>=200
Forecast Error %	0-4.9%	5-9.9%	>=10%

Day-Ahead Prices and Cleared Load

Hour Ending:																									Avg. Hr \$	
	1	2	3	4	5	6	7	8	9	10	11	12	13	14	15	16	17	18	19	20	21	22	23	24	All	On Pk
Cinergy Hub	28.69	28.20	28.92	28.48	29.48	31.89	35.41	38.11	38.58	39.87	38.90	35.98	30.48	27.79	27.15	27.32	27.94	43.29	38.00	36.37	34.16	29.48	28.27	28.62	32.56	33.86
First Energy Hub	28.64	27.70	28.50	28.07	29.78	31.77	36.20	38.63	38.86	39.94	39.04	36.38	31.03	28.17	27.48	27.66	28.53	44.99	39.06	37.67	35.53	30.53	28.93	29.42	33.02	34.53
Illinois Hub	22.07	21.29	20.50	20.30	20.20	19.20	24.40	28.32	29.82	32.14	33.00	28.43	23.70	21.74	20.92	20.92	21.96	35.42	37.34	33.25	27.79	24.14	22.03	20.70	25.40	27.56
Michigan Hub	30.08	31.02	32.16	32.00	31.55	33.94	38.00	40.28	40.34	41.20	40.28	37.24	31.88	28.92	28.23	28.44	29.35	46.14	40.39	38.32	36.33	31.29	30.39	30.95	34.53	35.56
Minnesota Hub	6.36	6.47	5.94	5.85	5.54	5.67	19.94	23.65	28.47	33.00	33.81	26.37	20.48	19.46	18.69	18.34	18.94	25.73	32.33	27.20	23.21	19.09	16.16	14.06	18.95	24.06
Wisconsin PS	26.70	25.80	25.28	22.88	22.38	26.05	26.13	30.10	35.27	40.15	39.24	33.45	26.30	24.81	23.78	23.59	23.92	31.97	39.14	33.86	27.57	23.79	20.15	18.17	27.93	29.82
Cleared Load (GW)	54.2	53.4	53.0	53.4	54.3	56.6	60.0	61.6	62.5	63.5	63.0	61.5	60.4	58.9	57.8	57.8	58.3	64.3	64.8	63.2	61.9	58.4	55.5	5.3		



Preliminary Real-Time Prices with Forecasted and Actual System Load

Hour Ending:																									Avg. Hr \$	
	1	2	3	4	5	6	7	8	9	10	11	12	13	14	15	16	17	18	19	20	21	22	23	24	All	On Pk
Cinergy Hub	28.03	26.61	29.88	28.28	27.38	24.98	38.03	54.27	34.56	40.98	28.26	29.82	24.12	23.24	22.23	27.03	21.18	15.10	38.66	53.81	82.09	32.32	23.94	24.80	32.48	34.48
First Energy Hub	28.47	26.94	30.19	28.59	27.83	25.39	38.51	54.49	35.17	41.84	29.76	31.20	24.66	23.70	22.66	27.09	21.68	15.48	40.13	53.99	79.00	33.07	24.39	26.42	32.94	34.89
Illinois Hub	27.14	23.77	26.76	25.01	16.80	17.45	35.38	51.00	32.63	28.18	26.65	28.15	23.03	22.78	21.62	24.97	19.27	14.58	36.21	47.58	55.40	24.82	20.35	9.11	27.44	29.83
Michigan Hub	29.56	28.13	31.53	29.81	29.30	26.56	39.78	55.99	35.85	42.42	31.72	33.09	25.35	24.33	23.21	27.84	22.21	15.62	41.45	54.94	81.48	34.15	25.08	27.68	34.05	35.92
Minnesota Hub	10.33	19.42	-4.47	8.82	5.50	15.22	22.93	7.96	33.79	39.09	155.56	128.65	23.79	13.31	14.40	-12.61	18.94	3.43	98.41	49.64	17.82	15.22	26.60	-5.89	29.41	39.63
Wisconsin PS	28.47	23.71	26.32	24.84	15.14	16.83	35.54	-43.96	35.12	42.45	67.71	60.57	24.41	23.75	22.31	-41.31	20.12	15.32	58.37	48.14	-12.80	24.32	20.13	4.27	22.49	22.79
Forecasted Load (GW)	56.5	54.1	54.4	54.2	55.0	57.0	60.1	61.5	63.1	63.9	63.5	62.5	61.3	60.1	59.3	59.0	59.3	60.8	63.9	63.7	62.2	59.9	56.8	54.8		
Forecast Error %	-1.2%	0.9%	-1.0%	-0.8%	-0.5%	-0.4%	-0.3%	1.4%	0.8%	0.3%	-0.3%	-0.6%	-0.9%	-1.3%	-2.0%	-2.0%	-1.8%	-0.7%	0.0%	0.7%	0.9%	1.0%	-0.3%			





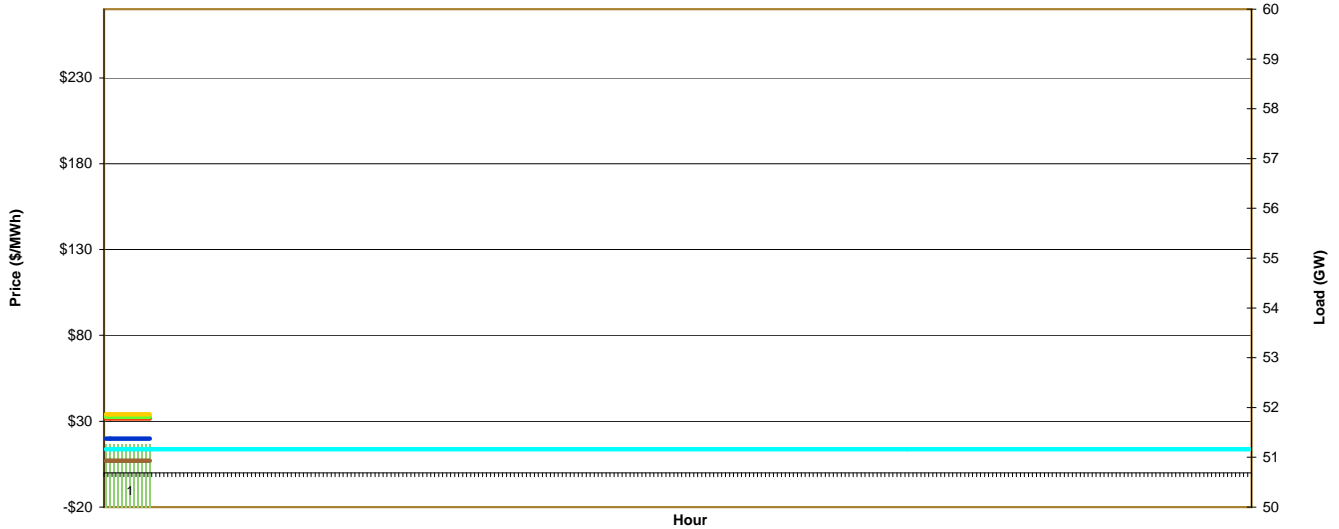
Erroneous report **MISO Daily Report**
 due to daylight Savings.
 Sunday November 7, 2010

Price	<=0	>=100	>=200
Forecast Error %	0-4.9%	5-9.9%	>=10%

Day-Ahead Prices and Cleared Load

Hour Ending:																									Avg. Hr \$	
	1	2	3	4	5	6	7	8	9	10	11	12	13	14	15	16	17	18	19	20	21	22	23	24	All	On Pk
Cinergy Hub	31.62	31.44	29.53	25.94	24.72	26.39	28.84	28.04	28.30	29.02	28.78	28.12	26.94	26.22	25.64	25.66	25.87	38.00	43.77	37.98	32.30	26.53	25.57	24.41	29.15	29.80
First Energy Hub	32.47	32.27	30.21	26.35	25.05	26.84	29.85	28.94	29.20	29.96	29.71	28.99	27.77	27.03	26.43	26.46	26.65	39.10	45.00	39.04	33.19	27.31	25.96	24.78	29.94	30.67
Illinois Hub	19.90	20.12	19.89	18.92	18.67	18.98	20.35	21.83	23.28	23.67	23.65	23.36	21.93	21.63	20.88	20.77	21.68	37.32	42.66	35.08	31.86	22.11	19.60	18.18	23.60	25.71
Michigan Hub	34.08	33.87	31.70	27.63	26.25	28.16	30.64	29.70	29.90	30.67	30.41	29.66	28.38	27.62	27.03	27.06	27.21	39.97	45.89	39.79	33.92	27.90	27.28	26.04	30.87	31.40
Minnesota Hub	7.07	7.11	5.26	5.51	8.58	9.05	15.25	17.35	18.96	22.29	21.98	21.69	21.92	21.12	20.01	19.86	20.82	32.46	41.67	34.84	27.68	21.30	16.22	12.66	18.78	23.76
Wisconsin PS	13.67	13.52	11.06	11.11	14.36	14.31	19.86	21.77	23.53	24.09	24.09	24.02	23.82	23.17	22.33	22.18	23.38	36.75	45.14	39.14	32.70	24.80	20.50	18.76	22.83	26.96
Cleared Load (GW)	51.3	50.6	50.4	50.1	51.5	58.8	66.3	67.8	68.8	68.4	68.3	67.9	67.8	67.1	66.2	65.0	66.3	70.4	72.2	70.3	67.6	64.1	60.0	5.5		

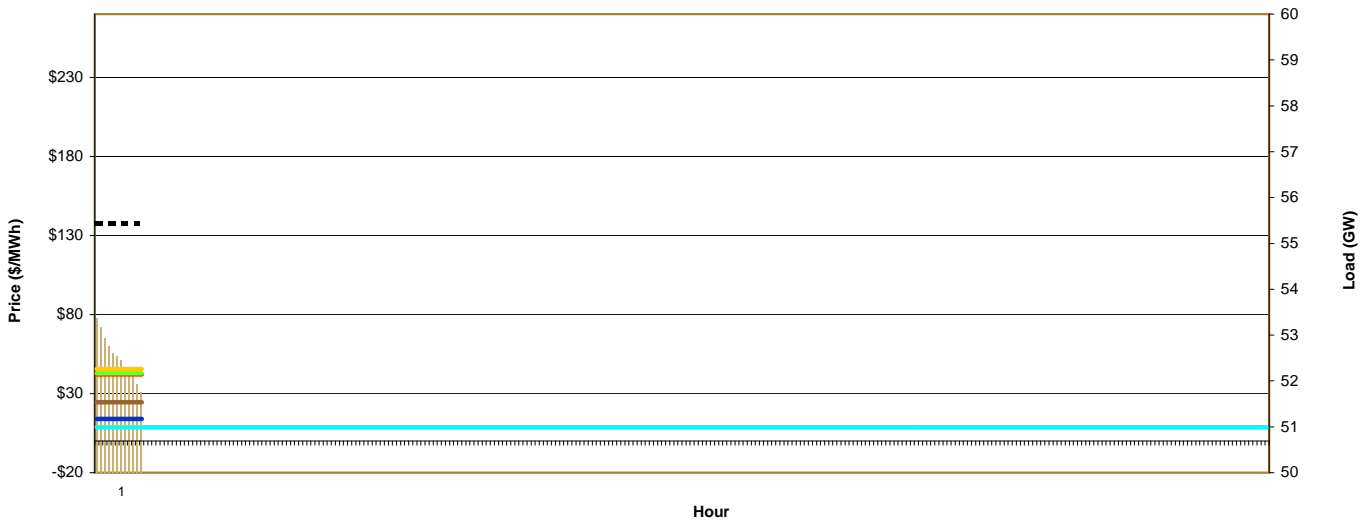
■ Cleared Load (GW)
 ■ Cinergy Hub
 ■ First Energy Hub
 ■ Illinois Hub
 ■ Michigan Hub
 ■ Minnesota Hub
 ■ Wisconsin PS



Preliminary Real-Time Prices with Forecasted and Actual System Load

Hour Ending:																									Avg. Hr \$		
	1	2	3	4	5	6	7	8	9	10	11	12	13	14	15	16	17	18	19	20	21	22	23	24	All	On Pk	
Cinergy Hub	42.10	26.63	39.29	29.51	32.30	20.57	31.59	28.22	48.65	40.20	27.07	24.08	24.05	24.80	23.22	55.23	16.47	33.80	33.31	31.04	30.25	24.03	24.80	22.18	30.56	30.58	
First Energy Hub	42.98	27.31	40.35	30.73	34.01	20.99	32.41	28.83	49.69	41.20	27.76	24.68	23.75	25.04	21.91	61.04	15.06	22.55	34.69	27.74	27.41	22.27	24.78	22.72	30.41	29.90	
Illinois Hub	14.08	14.28	2.48	16.21	12.68	16.43	23.43	15.03	32.00	25.06	24.53	21.82	22.22	22.99	21.52	-3.80	15.79	27.08	30.03	29.35	15.34	20.77	15.11	6.97	18.39	20.93	
Michigan Hub	45.56	28.59	43.15	32.11	35.77	21.41	33.23	29.87	51.10	42.43	28.15	25.08	25.00	25.89	24.28	64.14	17.21	35.42	39.15	32.95	29.86	25.38	26.57	24.24	32.77	32.66	
Minnesota Hub	24.44	11.82	-15.52	15.09	3.39	15.62	12.84	10.97	17.49	25.67	24.96	22.20	22.72	23.16	21.26	-3.64	15.61	15.10	264.33	111.55	22.44	21.23	11.57	6.51	29.20	39.16	
Wisconsin PS	8.78	12.18	-5.91	13.93	8.46	16.17	22.15	12.95	29.75	23.95	25.74	22.87	23.43	24.12	22.40	-15.53	16.55	27.06	104.03	41.30	10.16	21.47	13.97	4.41	20.18	25.26	
Forecasted Load (GW)	55.4	54.2	53.6	53.5	52.8	55.6	62.2	67.9	69.4	69.3	69.3	69.4	69.2	68.7	68.3	67.5	67.2	69.3	72.3	71.9	71.1	68.9	65.0	61.1			
Forecast Error %	#####	#DIV/0!	#DIV/0!	#DIV/0!	#DIV/0!	#DIV/0!	#DIV/0!	#DIV/0!	#DIV/0!	#DIV/0!	#DIV/0!	#DIV/0!	#DIV/0!	#DIV/0!	#DIV/0!	#DIV/0!	#DIV/0!	#DIV/0!	#DIV/0!	#DIV/0!	#DIV/0!	#DIV/0!	#DIV/0!	#DIV/0!	#DIV/0!	#DIV/0!	#DIV/0!

■ Actual Load (GW)
 ■ Cinergy Hub
 ■ First Energy Hub
 ■ Illinois Hub
 ■ Michigan Hub
 ■ Minnesota Hub
 ■ Wisconsin PS
 ■ Forecasted Load (GW)



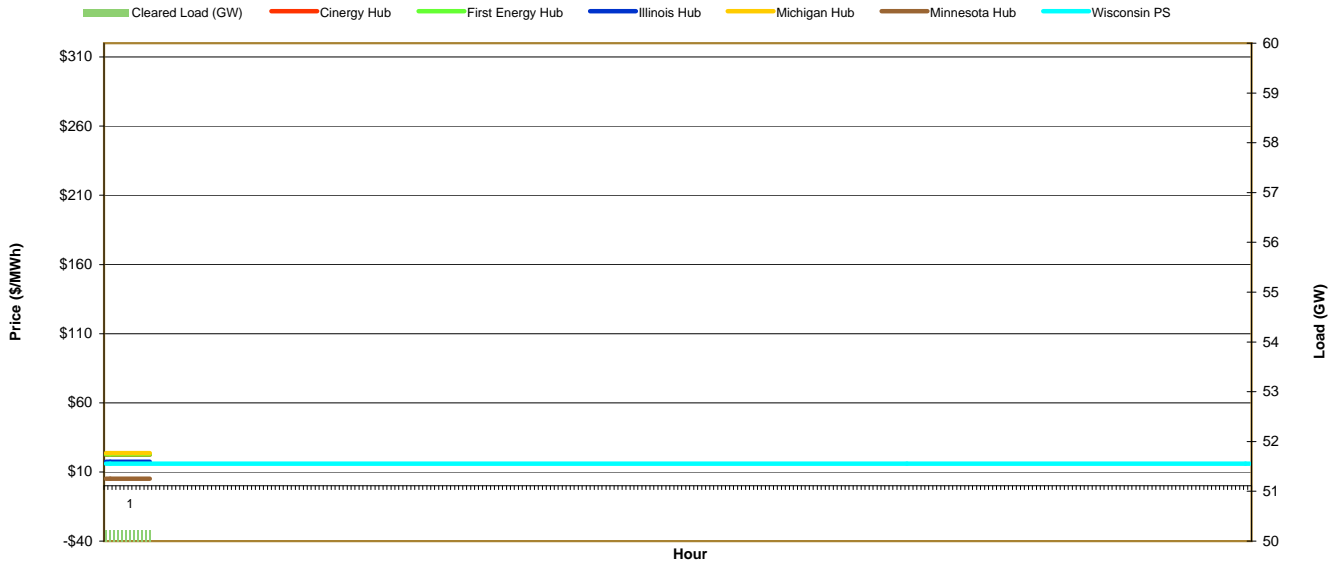


Erroneous Report **MISO Daily Report**
Monday November 8, 2010

Price	<=0	>=100	>=200
Forecast Error %	0-4.9%	5-9.9%	>=10%

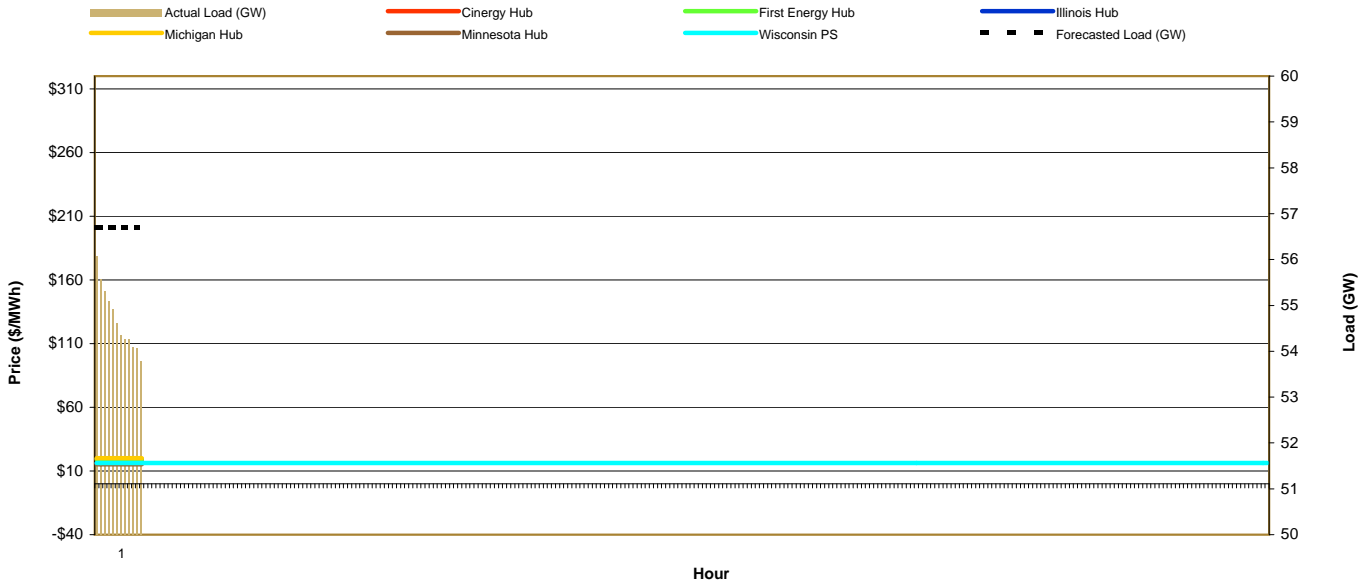
Day-Ahead Prices and Cleared Load

Hour Ending:																									Avg. Hr \$	
	1	2	3	4	5	6	7	8	9	10	11	12	13	14	15	16	17	18	19	20	21	22	23	24	All	On Pk
Cinergy Hub	22.38	22.36	22.25	21.42	22.23	30.74	40.81	36.99	37.61	37.15	35.35	35.00	32.98	32.00	29.38	28.00	29.70	38.79	38.81	33.91	32.32	26.73	23.77	20.86	30.48	33.03
First Energy Hub	22.64	21.94	21.85	21.65	22.09	30.96	41.83	37.81	38.48	38.09	36.29	35.73	33.70	32.88	30.07	28.54	30.50	39.84	39.97	34.89	33.14	27.48	24.09	21.11	31.07	33.84
Illinois Hub	17.42	17.22	16.53	16.44	16.26	20.13	30.26	36.20	36.72	34.14	31.80	31.70	30.09	30.03	27.46	26.04	28.37	37.68	37.64	32.17	29.66	25.38	20.77	16.62	26.95	30.99
Michigan Hub	23.74	26.06	25.59	22.68	24.88	34.39	45.68	39.50	39.94	39.15	37.31	37.29	35.31	33.51	31.05	29.89	30.99	41.10	41.28	35.90	34.49	28.21	25.32	22.08	32.72	35.02
Minnesota Hub	5.18	5.55	5.52	5.23	5.55	6.41	21.56	28.15	30.44	32.71	33.77	32.67	30.34	27.57	25.07	24.00	25.24	35.44	44.12	35.41	29.85	22.94	17.58	12.21	22.60	29.71
Wisconsin PS	16.11	16.36	15.07	16.78	16.55	21.83	25.36	30.36	31.84	33.18	37.08	35.26	31.79	29.93	28.64	27.48	27.89	33.58	45.49	35.80	30.98	27.62	22.89	19.17	27.37	31.86
Cleared Load (GW)	50.2	50.1	49.3	49.3	50.3	57.4	65.0	68.1	68.2	67.7	67.8	67.6	67.4	67.2	66.1	65.3	65.6	70.2	71.3	70.0	67.8	64.4	59.3	54		



Preliminary Real-Time Prices with Forecasted and Actual System Load

Hour Ending:																									Avg. Hr \$		
	1	2	3	4	5	6	7	8	9	10	11	12	13	14	15	16	17	18	19	20	21	22	23	24	All	On Pk	
Cinergy Hub	18.97	20.75	16.51	4.03	1.01	21.93	59.50	90.86	40.90	35.01	26.45	29.21	28.33	29.53	23.98	24.11	20.67	21.65	28.52	27.65	31.59	21.87	23.06	22.82	27.87	31.46	
First Energy Hub	19.30	21.26	16.99	4.21	1.27	22.39	61.00	92.96	39.44	33.93	25.59	28.10	26.90	27.76	24.70	24.82	21.25	22.27	29.47	26.29	29.62	22.59	23.75	23.38	27.89	31.22	
Illinois Hub	16.13	5.75	-2.04	-5.21	-19.46	11.08	30.81	82.04	31.20	25.82	22.71	24.94	23.67	24.32	22.93	22.65	19.74	20.75	27.18	22.85	30.53	20.55	13.56	15.65	20.34	27.22	
Michigan Hub	20.10	22.69	18.37	4.78	2.41	23.34	63.34	94.69	40.33	34.85	26.20	28.88	27.66	28.56	25.38	25.41	21.67	22.52	29.78	26.63	30.17	23.18	24.85	24.43	28.76	31.92	
Minnesota Hub	15.31	-0.87	-21.24	-5.24	-35.89	-12.47	11.79	81.18	46.87	28.76	24.92	27.47	26.47	27.13	24.17	23.60	20.57	22.22	29.91	26.11	18.20	18.25	10.69	14.22	17.59	28.53	
Wisconsin PS	16.30	2.70	-6.96	-7.26	-25.28	8.12	26.40	88.81	28.36	26.75	89.29	22.91	86.98	45.51	162.33	24.24	65.48	60.85	184.37	53.14	76.90	20.82	19.43	14.94	45.21	66.01	
Forecasted Load (GW)	56.7	55.5	54.4	54.0	53.9	56.7	62.0	65.8	67.2	67.4	67.1	67.1	66.8	66.6	66.2	65.6	65.1	67.2	70.7	70.0	69.1	66.7	63.3	60.2			
Forecast Error %	#####	#DIV/0!	#DIV/0!	#DIV/0!	#DIV/0!	#DIV/0!	#DIV/0!	#DIV/0!	#DIV/0!	#DIV/0!	#DIV/0!	#DIV/0!	#DIV/0!	#DIV/0!	#DIV/0!	#DIV/0!	#DIV/0!	#DIV/0!	#DIV/0!	#DIV/0!	#DIV/0!	#DIV/0!	#DIV/0!	#DIV/0!	#DIV/0!	#DIV/0!	#DIV/0!





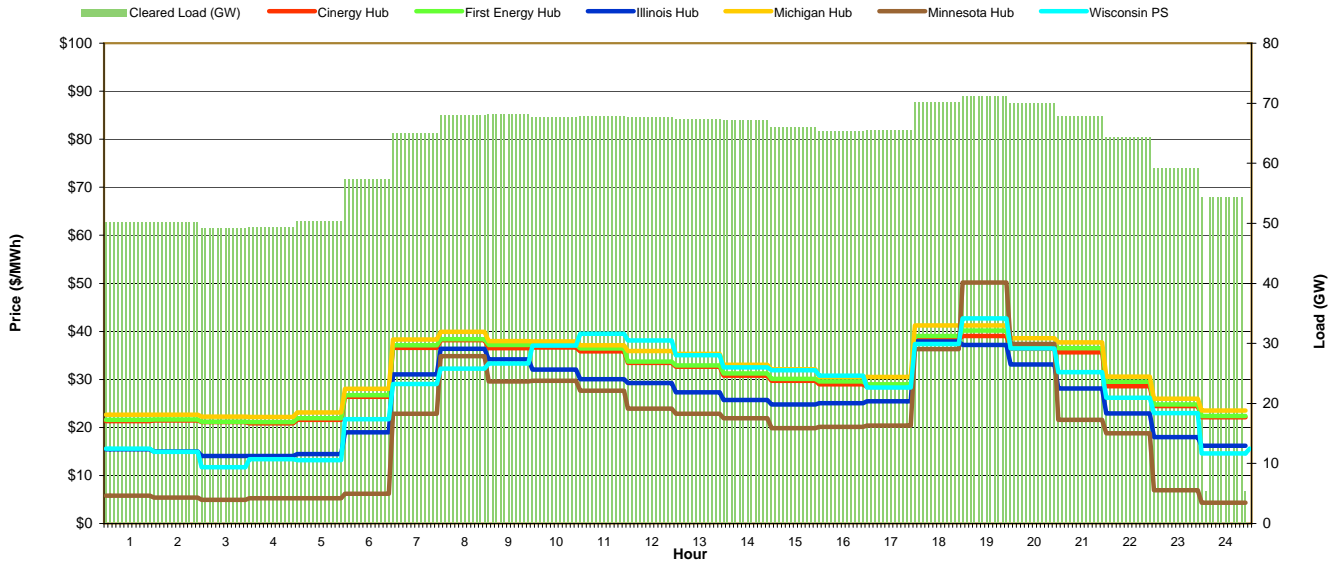
MISO Daily Report

Tuesday November 9, 2010

Price	<=0	>=100	>=200
Forecast Error %	0-4.9%	5-9.9%	>=10%

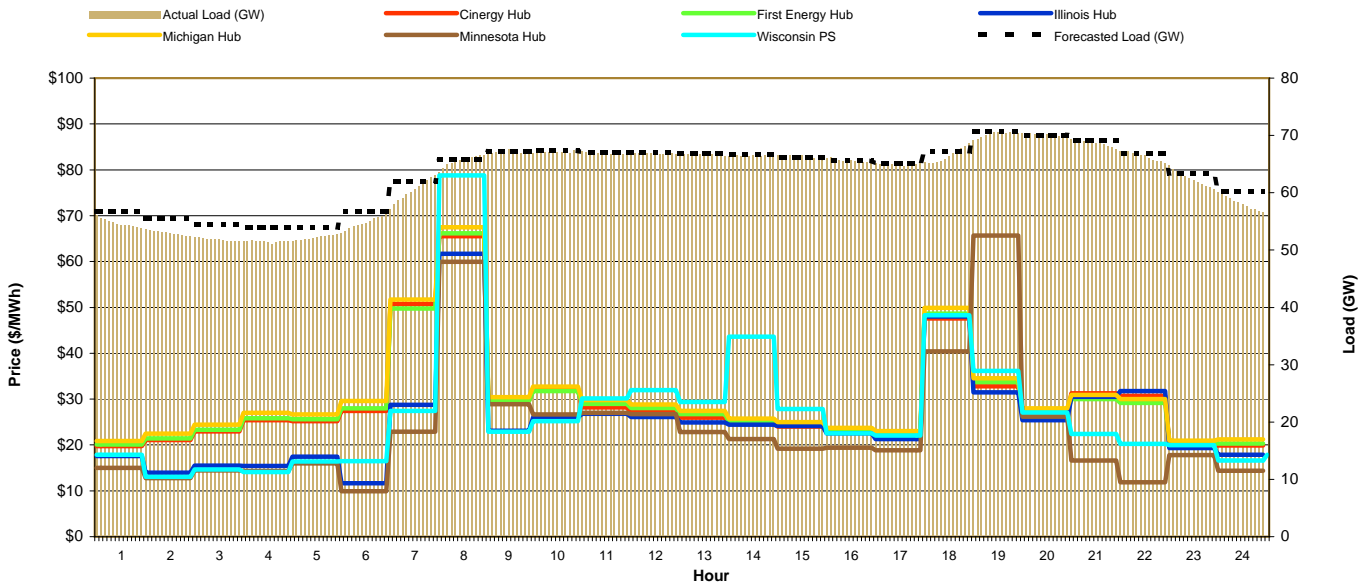
Day-Ahead Prices and Cleared Load

Hour Ending:																									Avg. Hr \$	
	1	2	3	4	5	6	7	8	9	10	11	12	13	14	15	16	17	18	19	20	21	22	23	24	All	On Pk
Cinergy Hub	21.33	21.45	21.09	20.87	21.61	26.35	36.55	38.20	36.48	36.63	35.83	33.46	32.63	30.76	29.71	28.95	28.44	38.33	39.03	36.37	35.64	28.57	24.47	22.15	30.20	33.34
First Energy Hub	21.57	21.63	21.20	21.09	21.93	26.69	37.12	38.39	37.15	37.27	36.45	33.71	32.94	31.27	30.09	29.60	28.97	39.02	40.20	36.94	36.53	29.53	24.76	22.38	30.68	33.93
Illinois Hub	15.46	15.00	14.03	14.09	14.46	19.00	31.02	36.38	34.15	32.05	30.07	29.26	27.30	25.69	24.80	25.05	25.48	37.90	37.17	33.14	28.13	22.94	17.99	16.16	25.28	29.22
Michigan Hub	22.67	22.68	22.25	22.16	23.09	28.04	38.31	39.90	37.95	37.88	37.14	35.90	35.34	33.03	32.10	30.54	30.51	41.27	41.25	38.55	37.73	30.61	25.95	23.50	32.01	35.35
Minnesota Hub	5.82	5.39	4.91	5.28	5.25	6.17	22.83	34.85	29.60	29.73	27.63	23.91	22.88	21.93	19.85	20.13	20.41	36.29	50.19	37.37	21.60	18.78	6.92	4.31	20.08	26.38
Wisconsin PS	15.56	14.93	11.72	13.40	13.22	21.73	29.06	32.26	33.31	37.02	39.51	38.12	35.02	32.49	31.91	30.76	28.29	37.39	42.71	36.44	31.49	26.19	22.99	14.61	27.92	33.49
Cleared Load (GW)	50.2	50.1	49.3	49.3	50.3	57.4	65.0	68.1	68.2	67.7	67.8	67.6	67.4	67.2	66.1	65.3	65.6	70.2	71.3	70.0	67.8	64.4	59.3	5.4		



Preliminary Real-Time Prices with Forecasted and Actual System Load

Hour Ending:																									Avg. Hr \$	
	1	2	3	4	5	6	7	8	9	10	11	12	13	14	15	16	17	18	19	20	21	22	23	24	All	On Pk
Cinergy Hub	19.74	21.05	22.95	25.42	25.20	27.45	50.72	65.50	29.66	32.13	28.21	27.23	25.95	24.63	24.02	22.90	22.01	47.58	32.83	26.52	31.28	30.69	19.85	19.87	29.31	30.69
First Energy Hub	20.08	21.42	23.31	25.82	25.60	27.98	49.74	66.17	29.56	31.77	28.99	28.07	26.72	25.08	24.29	23.12	22.39	48.62	33.73	27.28	30.02	29.18	20.28	20.31	29.56	30.95
Illinois Hub	17.60	13.99	15.52	15.44	17.45	11.67	28.76	61.69	23.08	26.03	26.78	26.10	24.92	24.39	24.14	22.55	21.29	48.03	31.45	25.40	30.48	31.76	19.36	17.83	25.24	29.22
Michigan Hub	20.86	22.48	24.39	27.00	26.68	29.62	51.73	67.51	30.43	32.73	29.83	28.85	27.45	25.75	24.95	23.74	23.02	49.88	34.54	28.01	30.92	30.03	20.93	21.19	30.52	31.79
Minnesota Hub	14.98	12.74	14.46	14.30	16.01	9.92	22.86	59.91	28.86	26.68	27.03	26.75	22.82	21.29	19.16	19.39	18.83	40.40	65.68	26.14	16.63	11.83	17.78	14.36	23.70	28.07
Wisconsin PS	17.87	13.05	14.69	14.07	16.43	16.46	27.42	78.80	22.91	25.20	30.14	31.95	29.41	43.64	27.85	22.51	22.06	48.27	36.17	27.05	22.41	20.22	19.97	16.63	26.88	31.78
Forecasted Load (GW)	56.7	55.5	54.4	54.0	53.9	56.7	62.0	65.8	67.2	67.4	67.1	67.1	66.8	66.6	66.2	65.6	65.1	67.2	70.7	70.0	69.1	66.7	63.3	60.2		
Forecast Error %	-4.1%	-4.8%	-5.0%	-4.8%	-3.2%	-1.9%	0.0%	0.0%	-0.3%	-0.4%	-0.4%	-0.3%	-0.1%	0.1%	0.0%	-0.2%	-0.7%	-0.6%	-0.1%	-0.9%	-2.0%	-13.1%				





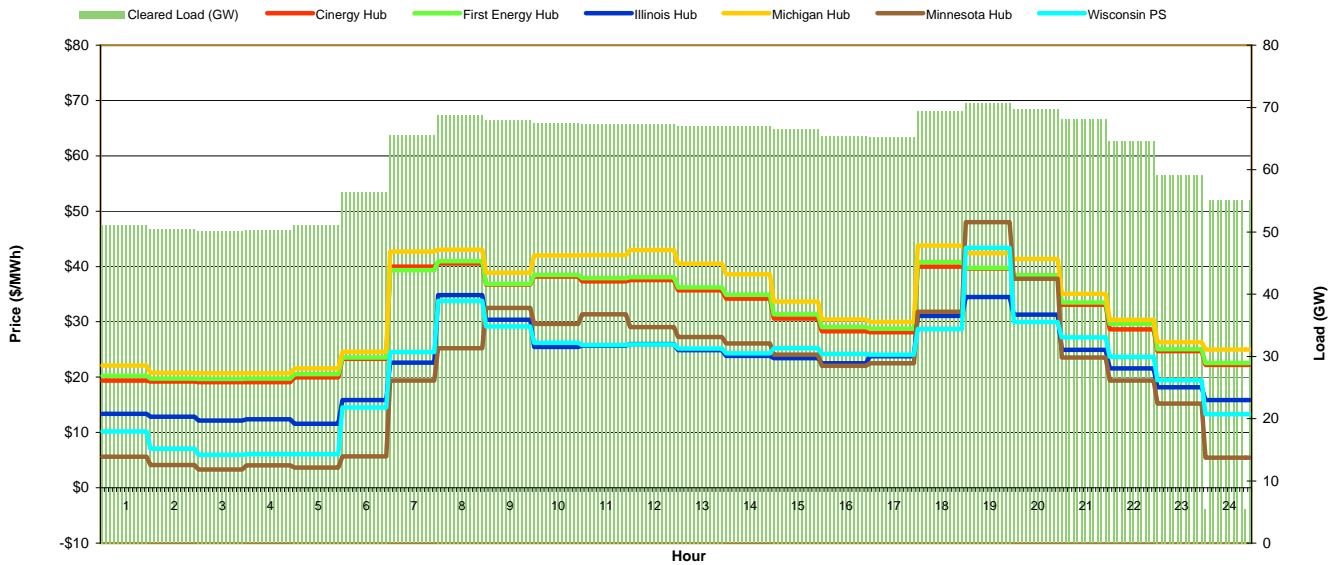
MISO Daily Report

Wednesday November 10, 2010

Price	<=0	>=100	>=200
Forecast Error %	0-4.9%	5-9.9%	>=10%

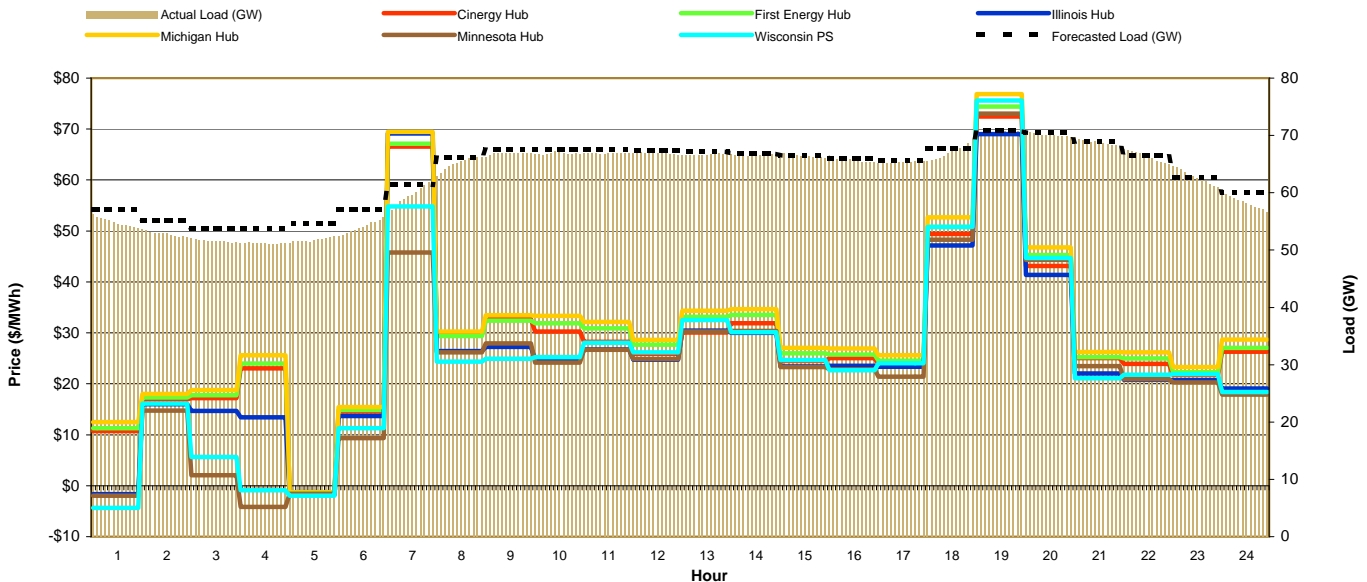
Day-Ahead Prices and Cleared Load

Hour Ending:																									Avg. Hr \$	
	1	2	3	4	5	6	7	8	9	10	11	12	13	14	15	16	17	18	19	20	21	22	23	24	All	On Pk
Cinergy Hub	19.36	19.20	19.12	19.07	19.95	23.32	40.00	40.56	36.74	38.19	37.31	37.55	35.67	34.20	30.63	28.28	28.10	40.00	39.63	38.40	33.07	28.65	24.70	22.23	30.58	34.48
First Energy Hub	20.23	19.71	19.68	19.74	20.56	23.55	39.34	40.97	36.84	38.45	37.89	38.06	36.24	34.86	31.36	29.05	28.73	40.81	39.72	38.41	33.52	29.64	25.07	22.54	31.04	34.98
Illinois Hub	13.36	12.84	12.17	12.39	11.58	15.84	22.64	34.82	30.39	25.46	25.68	25.99	24.90	23.85	23.44	22.52	23.79	31.06	34.49	31.32	24.94	21.56	18.17	15.88	22.46	26.40
Michigan Hub	22.09	20.75	20.72	20.74	21.56	24.60	42.72	43.02	38.86	42.00	42.05	42.99	40.48	38.57	33.69	30.45	29.98	43.78	42.38	41.34	35.04	30.40	26.33	25.00	33.31	37.59
Minnesota Hub	5.64	4.13	3.29	4.08	3.63	5.67	19.38	25.21	32.54	29.64	31.36	29.04	27.26	26.12	24.07	22.02	22.50	31.82	47.99	37.76	23.57	19.41	15.24	5.47	20.70	27.85
Wisconsin PS	10.19	7.07	5.98	6.10	6.10	14.55	24.53	33.77	29.14	26.20	25.83	25.91	25.17	24.31	25.20	24.19	24.07	28.70	43.37	29.96	27.22	23.65	19.46	13.34	21.83	27.26
Cleared Load (GW)	51.1	50.4	50.2	50.2	51.1	56.3	65.5	68.9	67.9	67.5	67.4	67.4	67.1	66.9	66.5	65.5	65.2	69.4	70.8	69.6	68.1	64.5	59.2	5.5		



Preliminary Real-Time Prices with Forecasted and Actual System Load

Hour Ending:																									Avg. Hr \$	
	1	2	3	4	5	6	7	8	9	10	11	12	13	14	15	16	17	18	19	20	21	22	23	24	All	On Pk
Cinergy Hub	10.75	16.96	17.20	23.03	-1.29	14.55	66.56	29.74	32.73	30.25	28.25	25.86	30.08	31.89	24.51	25.06	23.91	49.44	72.44	43.15	25.03	23.89	21.70	26.30	28.83	32.37
First Energy Hub	11.29	17.29	17.76	23.99	-1.26	14.89	67.14	29.40	32.41	31.90	30.88	27.67	33.14	33.50	26.00	25.73	24.53	50.80	74.44	45.30	25.24	24.96	22.31	27.05	29.85	33.64
Illinois Hub	-1.62	16.03	14.67	13.44	-1.76	13.69	69.16	26.42	27.26	24.72	26.75	24.72	30.46	30.02	23.42	23.54	23.38	47.17	69.00	41.37	22.05	20.75	20.72	19.09	26.02	30.11
Michigan Hub	12.50	18.00	18.75	25.64	-1.31	15.42	69.45	30.26	33.46	33.31	32.12	28.60	34.31	34.67	27.06	26.90	25.58	52.67	76.87	46.75	26.27	26.19	23.28	28.68	31.06	34.99
Minnesota Hub	-1.93	14.72	2.08	-4.18	-1.61	9.32	45.75	26.18	27.94	24.16	26.67	24.83	30.23	30.37	23.31	22.84	21.39	48.27	73.05	44.33	23.48	20.92	20.28	17.89	23.76	30.52
Wisconsin PS	-4.37	16.12	5.61	-0.89	-1.95	11.29	54.80	24.39	24.92	25.25	28.09	26.20	32.50	30.16	24.69	22.67	24.03	50.79	75.60	44.69	21.12	21.77	21.88	18.39	24.90	31.17
Forecasted Load (GW)	57.0	55.2	53.7	53.7	54.6	57.0	61.4	66.1	67.5	67.5	67.4	67.1	66.8	66.5	65.9	65.6	67.7	70.8	70.5	68.9	66.4	62.7	60.0			
Forecast Error %	-4.5%	-4.7%	-4.4%	-5.0%	-5.5%	-5.2%	-2.3%	-1.2%	-1.0%	-1.1%	-0.9%	-0.9%	-0.3%	-0.2%	-0.6%	-0.5%	-0.5%	-0.5%	-0.7%	-0.6%	-0.6%	-0.5%	-3.2%			





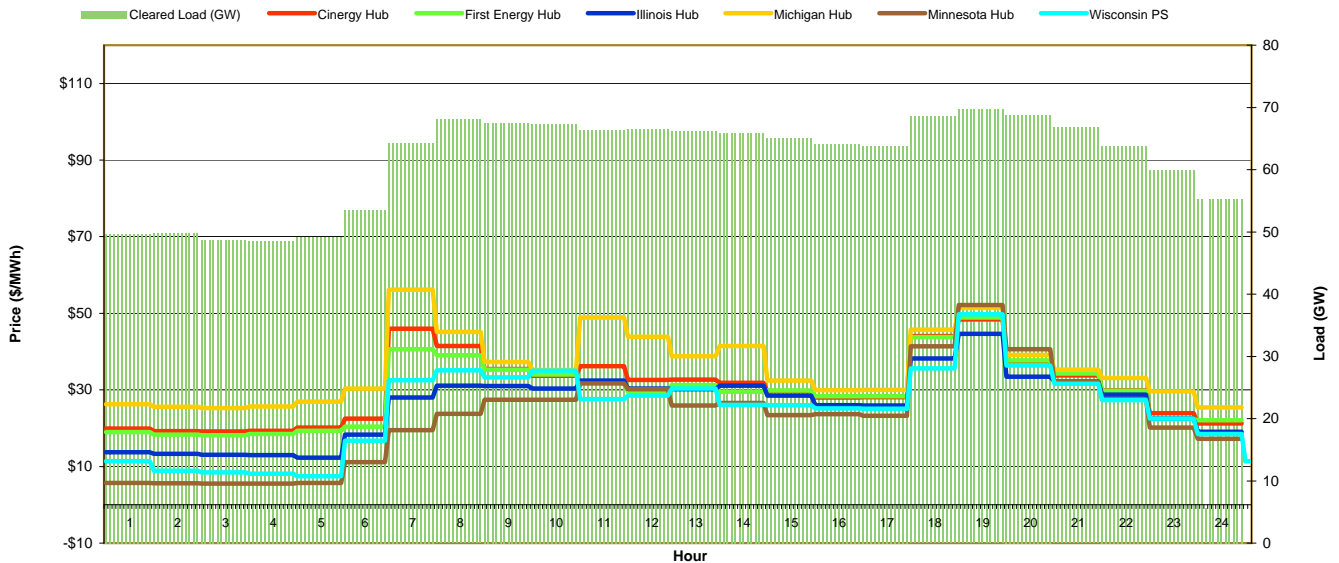
MISO Daily Report

Thursday November 11, 2010

Price	<=0	>=100	>=200
Forecast Error %	0-4.9%	5-9.9%	>=10%

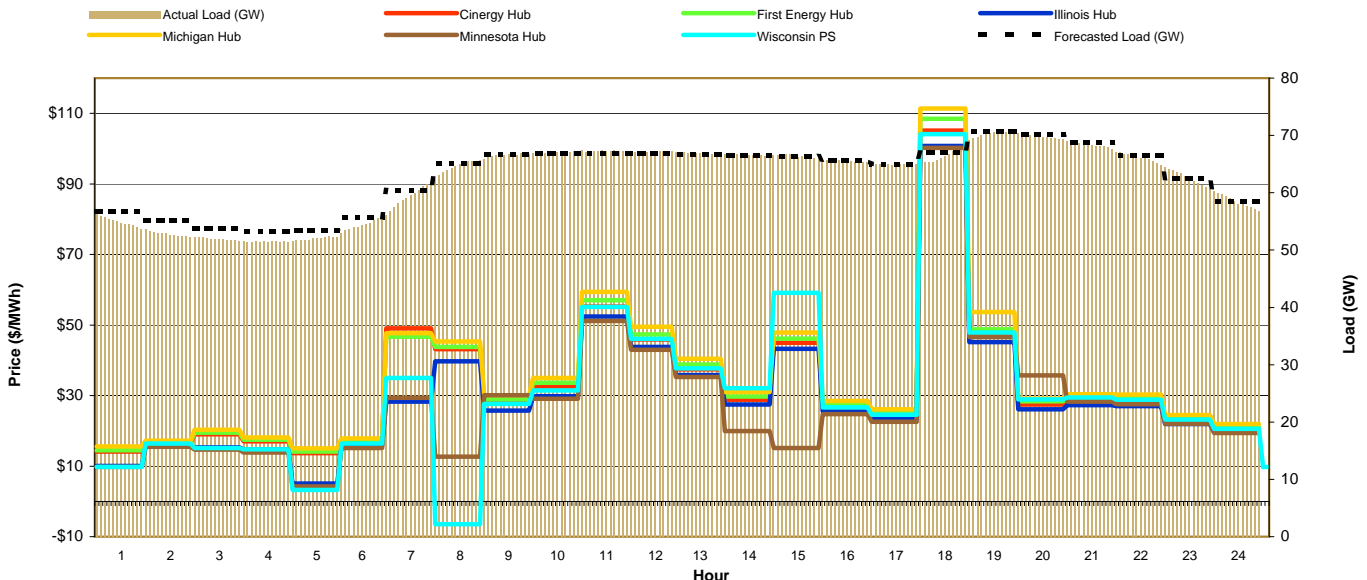
Day-Ahead Prices and Cleared Load

Hour Ending:																									Avg. Hr \$	
	1	2	3	4	5	6	7	8	9	10	11	12	13	14	15	16	17	18	19	20	21	22	23	24	All	On Pk
Cinergy Hub	19.89	19.23	19.18	19.35	20.12	22.46	46.00	41.45	35.45	33.68	36.20	32.64	32.69	31.89	29.68	28.04	28.11	44.02	48.43	37.48	33.80	29.84	23.94	21.24	30.62	34.21
First Energy Hub	18.95	18.32	18.15	18.45	19.34	20.41	40.64	39.03	35.31	33.99	32.08	29.48	31.30	29.49	29.83	28.31	28.33	43.77	48.91	37.69	34.30	29.75	22.43	22.05	29.60	33.38
Illinois Hub	13.72	13.28	13.10	12.99	12.31	18.33	27.99	31.09	31.01	30.35	32.44	30.33	30.19	31.09	28.48	26.04	25.94	38.24	44.67	33.45	32.20	28.80	22.54	19.06	26.15	31.05
Michigan Hub	26.23	25.57	25.27	25.67	26.91	30.36	56.15	45.15	37.32	35.23	48.94	43.86	38.82	41.50	32.44	29.90	30.00	45.76	51.39	39.13	35.32	33.15	29.63	25.39	35.80	38.60
Minnesota Hub	5.72	5.63	5.56	5.53	5.68	11.14	19.53	23.72	27.44	27.42	31.73	30.20	25.94	26.61	23.46	23.71	23.26	41.42	52.13	40.65	32.17	27.59	20.13	17.25	23.07	29.85
Wisconsin PS	11.38	8.86	8.49	8.15	7.47	16.76	32.55	35.14	33.27	35.06	27.57	28.51	30.37	26.11	25.98	25.21	25.12	35.64	49.76	36.36	31.62	27.39	22.50	18.46	25.32	30.97
Cleared Load (GW)	49.7	49.8	48.7	48.5	49.2	53.5	64.3	68.1	67.5	67.3	66.4	66.5	66.2	65.9	65.2	64.0	63.8	68.5	69.7	68.7	66.8	63.8	60.0	5.5		



Preliminary Real-Time Prices with Forecasted and Actual System Load

Hour Ending:																									Avg. Hr \$	
	1	2	3	4	5	6	7	8	9	10	11	12	13	14	15	16	17	18	19	20	21	22	23	24	All	On Pk
Cinergy Hub	14.12	16.30	19.01	17.05	13.65	16.94	49.09	43.20	27.92	32.58	55.25	45.84	37.49	28.81	44.96	26.65	24.33	105.15	47.20	27.48	28.65	28.40	22.90	20.48	33.06	39.18
First Energy Hub	14.51	16.64	19.49	17.47	14.16	17.34	46.71	43.76	28.93	33.67	57.08	47.36	38.77	29.78	46.20	27.47	25.18	108.51	48.79	28.40	29.62	29.34	23.57	21.05	33.91	40.40
Illinois Hub	10.09	15.66	15.32	14.78	5.06	16.00	28.25	39.73	25.73	29.79	52.41	43.78	35.77	27.47	43.25	25.45	23.39	100.79	45.19	26.12	27.29	27.04	21.93	19.61	30.00	37.20
Michigan Hub	15.58	17.26	20.28	18.11	15.05	17.86	47.69	45.30	30.07	35.04	59.44	49.55	40.41	30.96	47.92	28.48	26.10	111.42	53.71	29.09	30.34	30.24	24.43	21.97	35.26	42.03
Minnesota Hub	9.74	15.52	14.65	13.86	4.22	15.13	29.41	12.72	30.12	29.12	51.13	42.99	35.25	19.90	15.11	24.76	22.57	100.26	46.64	35.74	28.27	27.54	22.06	19.39	27.75	34.01
Wisconsin PS	9.77	16.40	15.17	14.78	3.25	16.40	34.97	-6.46	27.63	31.44	55.18	46.10	37.70	32.14	59.10	26.69	24.58	104.11	47.92	28.95	29.44	28.86	23.23	20.57	30.33	37.29
Forecasted Load (GW)	56.8	55.1	53.8	53.3	53.4	55.7	60.4	65.1	66.7	66.8	66.8	66.8	66.6	66.6	66.3	65.6	65.0	67.1	70.7	70.1	68.8	66.5	62.5	58.4		
Forecast Error %	-12.5%	-4.7%	-3.7%	-3.7%	-2.5%	-1.2%	-0.4%	-0.2%	0.4%	0.6%	0.5%	0.4%	0.0%	-0.1%	-0.2%	0.0%	-0.5%	-0.7%	-0.6%	-0.9%	-0.9%	-0.3%	-9.4%			





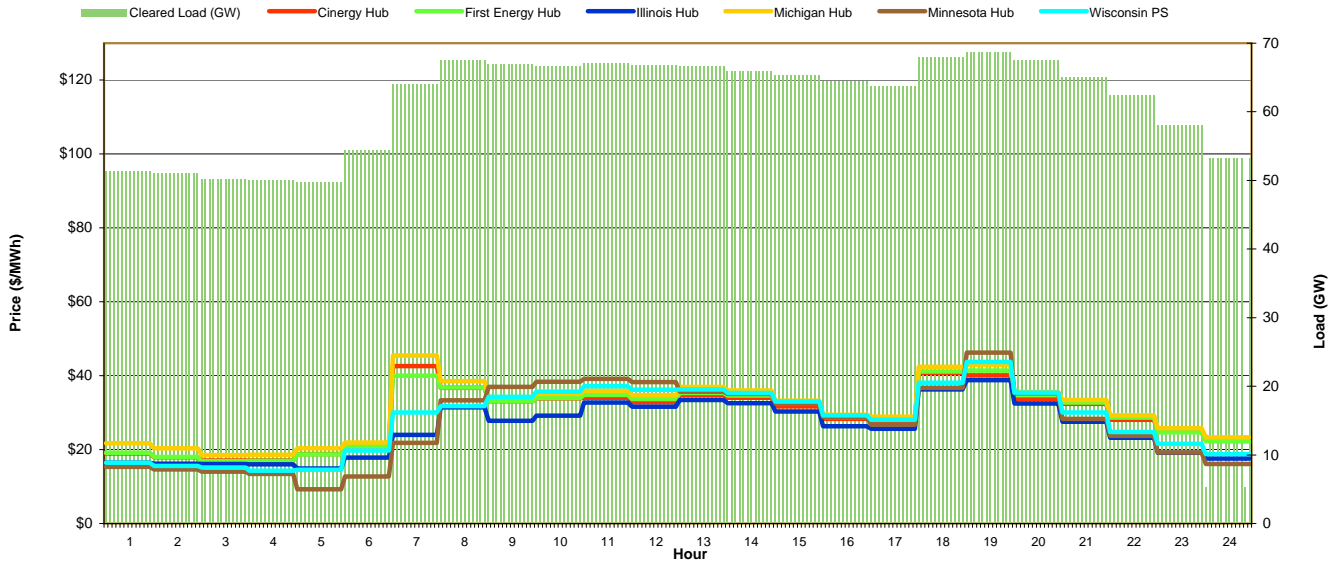
MISO Daily Report

Friday November 12, 2010

Price	<=0	>=100	>=200
Forecast Error %	0-4.9%	5-9.9%	>=10%

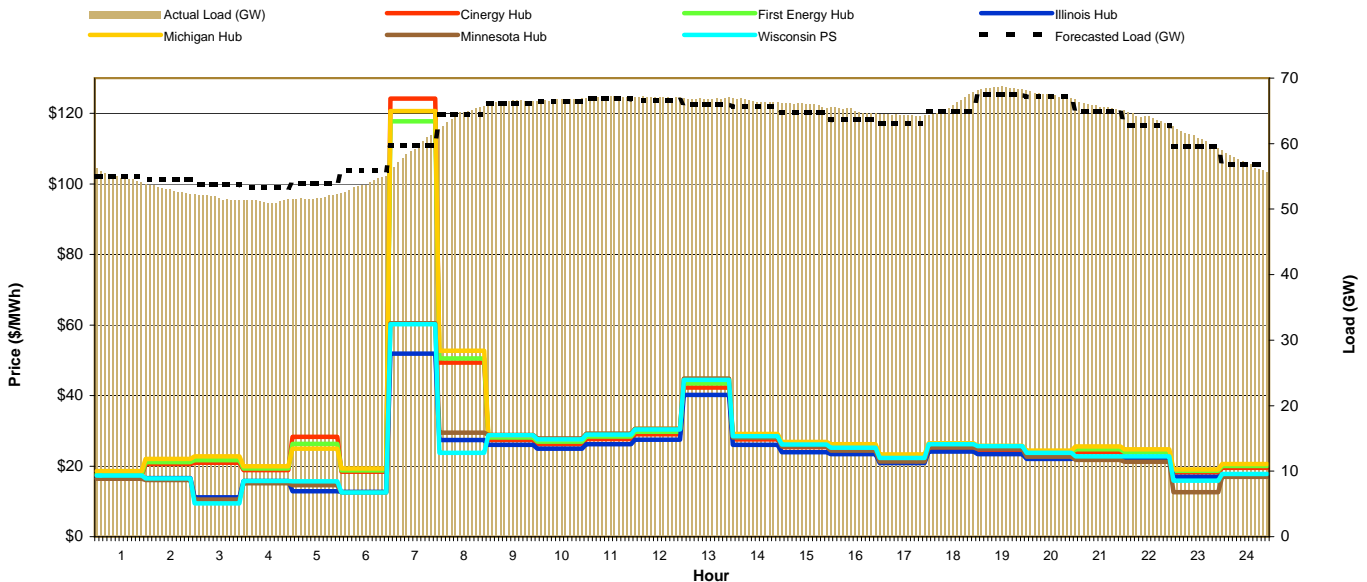
Day-Ahead Prices and Cleared Load

Hour Ending:																									Avg. Hr \$	
	1	2	3	4	5	6	7	8	9	10	11	12	13	14	15	16	17	18	19	20	21	22	23	24	All	On Pk
Cinergy Hub	18.95	17.90	17.03	17.08	18.76	21.00	42.64	36.76	33.11	33.84	34.00	32.80	34.73	34.06	31.72	28.31	27.81	40.77	40.12	33.71	32.35	28.02	25.06	22.71	29.30	32.95
First Energy Hub	19.14	18.00	16.92	16.99	18.75	21.00	40.01	36.77	33.10	33.96	34.85	33.69	35.31	34.68	32.55	28.87	28.31	41.11	41.38	34.71	32.78	28.67	24.71	22.29	29.52	33.47
Illinois Hub	16.45	16.18	16.07	15.99	14.94	17.83	24.03	31.44	27.82	29.22	32.72	31.65	33.42	32.56	30.32	26.33	25.67	36.25	38.77	32.48	27.54	23.21	19.17	17.60	25.74	29.91
Michigan Hub	21.74	20.31	18.54	18.60	20.33	21.93	45.48	38.54	34.20	35.09	35.93	34.69	36.94	36.01	33.26	29.42	28.97	42.41	42.91	35.63	33.40	29.30	25.79	23.28	30.95	34.53
Minnesota Hub	15.34	14.67	13.99	13.42	9.27	12.76	21.79	33.35	37.01	38.33	39.17	38.31	35.70	35.04	32.48	28.81	26.76	36.70	46.25	35.25	28.28	23.70	19.22	16.11	27.15	33.40
Wisconsin PS	16.49	15.57	15.17	14.32	14.55	19.78	30.03	31.80	34.27	35.67	37.13	36.23	36.31	35.31	33.02	29.29	28.09	38.13	43.77	35.45	30.05	24.73	21.53	18.83	28.14	33.17
Cleared Load (GW)	51.4	51.1	50.3	50.1	49.8	54.5	64.1	67.6	66.9	66.7	67.1	66.8	66.6	66.0	65.4	64.5	63.8	68.0	68.7	67.5	65.1	62.5	58.1	5.3		



Preliminary Real-Time Prices with Forecasted and Actual System Load

Hour Ending:																									Avg. Hr \$	
	1	2	3	4	5	6	7	8	9	10	11	12	13	14	15	16	17	18	19	20	21	22	23	24	All	On Pk
Cinergy Hub	17.33	20.61	20.92	18.84	28.32	18.43	124.17	49.35	27.36	26.22	27.67	29.03	42.26	27.57	25.43	24.83	22.07	25.21	24.53	23.19	23.94	22.57	18.25	19.53	29.48	27.47
First Energy Hub	17.79	21.18	21.64	19.29	26.35	18.76	117.75	50.57	28.09	26.95	28.39	29.79	43.49	28.25	25.98	25.33	22.50	25.81	25.11	23.77	24.73	23.97	18.72	20.05	29.76	28.22
Illinois Hub	16.57	16.64	11.16	15.82	12.85	12.73	51.93	27.40	26.06	24.94	26.23	27.52	40.16	26.02	23.97	23.42	20.91	24.12	23.44	22.05	22.50	21.88	16.95	17.42	23.03	24.85
Michigan Hub	18.57	22.02	22.73	19.92	24.93	19.30	120.64	52.70	28.69	27.60	29.12	30.56	44.73	29.15	26.85	26.24	23.32	26.47	25.77	24.44	25.56	24.79	19.07	20.57	30.07	29.07
Minnesota Hub	16.42	16.04	10.51	15.14	14.63	12.56	60.52	29.50	28.85	27.82	29.18	30.54	44.83	28.12	25.54	24.40	21.31	25.30	24.86	22.66	21.81	21.25	12.59	16.98	24.22	26.16
Wisconsin PS	17.34	16.52	9.46	15.82	15.71	12.55	60.23	23.73	28.79	27.61	28.94	30.35	44.46	28.45	26.15	25.23	22.33	26.23	25.71	23.78	22.80	22.79	15.86	17.75	24.52	26.45
Forecasted Load (GW)	54.9	54.4	53.8	53.3	54.0	56.0	59.6	64.5	66.1	66.4	66.8	66.6	66.0	65.6	64.8	63.7	63.1	64.9	67.5	67.1	65.0	62.7	59.6	56.8		
Forecast Error %	-0.2%	-2.9%	-4.0%	-4.1%	-4.2%	-0.2%	0.3%	0.5%	0.4%	0.5%	0.7%	1.3%	1.4%	1.7%	2.0%	2.0%	1.9%	1.5%	0.4%	1.1%	1.6%	1.8%	1.8%	0.4%		





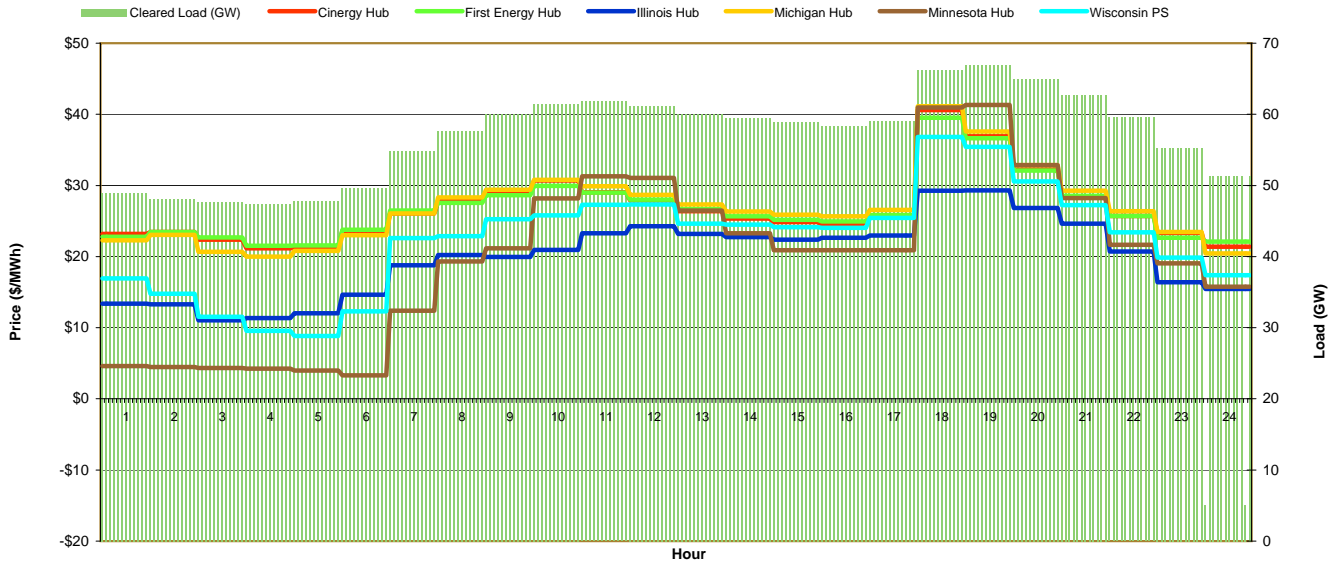
MISO Daily Report

Saturday November 13, 2010

Price	<=0	>=100	>=200
Forecast Error %	0-4.9%	5-9.9%	>=10%

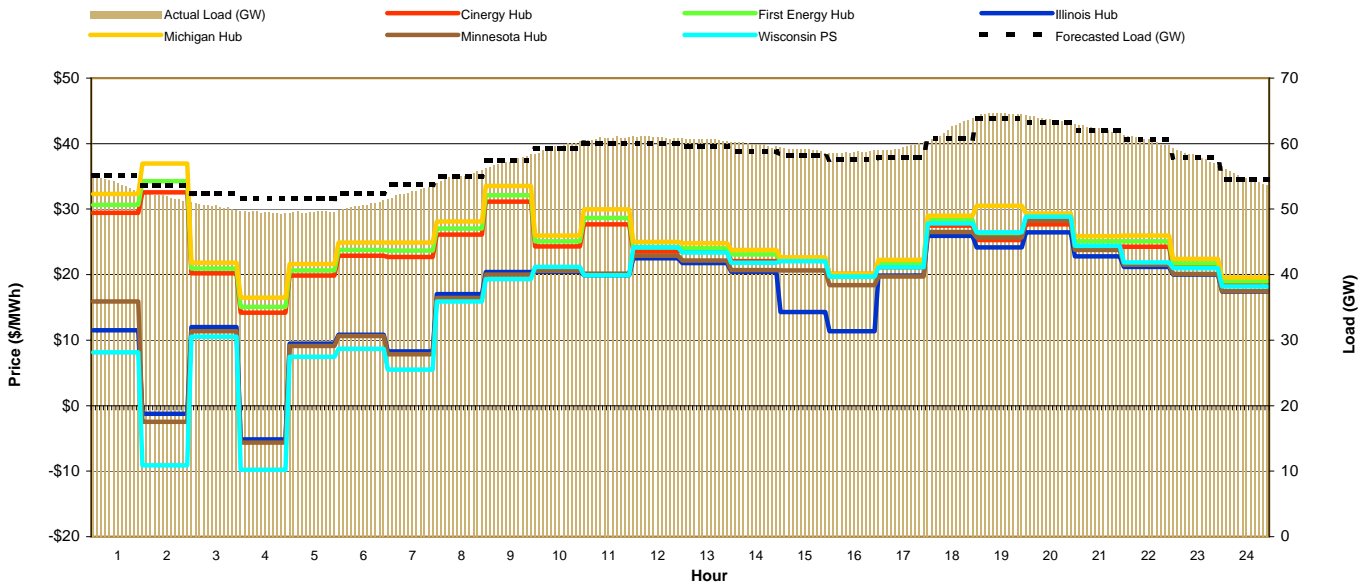
Day-Ahead Prices and Cleared Load

Hour Ending:																									Avg. Hr \$	
	1	2	3	4	5	6	7	8	9	10	11	12	13	14	15	16	17	18	19	20	21	22	23	24	All	On Pk
Cinergy Hub	23.19	23.46	22.38	21.16	21.27	23.63	26.05	27.79	29.13	30.70	29.02	27.89	26.38	25.34	24.85	24.49	25.50	40.62	36.91	32.22	28.37	25.72	23.34	21.41	26.70	28.64
First Energy Hub	22.79	23.46	22.68	21.51	21.58	23.78	26.45	27.56	28.61	29.93	28.99	28.00	26.64	25.66	25.18	24.95	25.84	39.50	36.65	32.10	28.54	25.71	22.65	22.13	26.70	28.53
Illinois Hub	13.38	13.27	11.04	11.35	12.01	14.64	18.78	20.24	19.97	20.96	23.26	24.26	23.21	22.73	22.38	22.64	22.97	29.26	29.29	26.84	24.62	20.71	16.39	15.47	19.99	23.11
Michigan Hub	22.31	23.05	20.66	19.99	20.82	23.00	26.05	28.33	29.38	30.78	29.89	28.69	27.34	26.34	25.87	25.64	26.54	41.14	37.58	32.88	29.24	26.39	23.45	20.43	26.91	29.34
Minnesota Hub	4.60	4.47	4.33	4.26	4.00	3.29	12.37	19.31	21.17	28.19	31.28	31.05	26.49	23.27	20.88	20.88	20.88	40.94	41.32	32.87	28.21	21.67	19.05	15.75	20.02	26.72
Wisconsin PS	16.93	14.76	11.54	9.54	8.84	12.28	22.62	22.89	25.24	25.78	27.26	27.32	24.64	24.50	24.12	24.03	25.43	36.82	35.41	30.58	27.25	23.42	19.86	17.37	22.43	26.53
Cleared Load (GW)	48.9	48.2	47.7	47.4	47.8	49.6	54.8	57.7	60.0	61.4	61.8	61.2	60.1	59.5	58.9	58.3	59.0	66.3	67.0	64.9	62.7	59.6	55.3	5.1		



Preliminary Real-Time Prices with Forecasted and Actual System Load

Hour Ending:																									Avg. Hr \$	
	1	2	3	4	5	6	7	8	9	10	11	12	13	14	15	16	17	18	19	20	21	22	23	24	All	On Pk
Cinergy Hub	29.44	32.57	20.20	14.17	19.87	22.87	22.69	26.10	31.13	24.33	27.70	23.54	23.72	22.05	22.39	20.11	21.14	27.50	25.28	27.70	24.32	24.27	21.15	18.57	23.87	24.53
First Energy Hub	30.66	34.26	20.93	15.05	20.64	23.78	23.67	27.02	32.13	25.07	28.67	24.22	24.03	23.09	22.10	19.67	21.68	28.31	26.05	28.53	25.08	25.07	21.73	18.99	24.60	25.15
Illinois Hub	11.49	-1.22	12.00	-5.16	9.45	10.81	8.29	17.02	20.41	20.47	19.91	22.48	21.78	20.47	14.30	11.37	19.87	25.90	24.16	26.46	22.81	21.16	19.99	17.43	16.32	20.54
Michigan Hub	32.30	36.94	21.83	16.47	21.63	24.90	24.91	28.12	33.52	25.98	29.96	24.99	24.78	23.76	22.64	20.16	22.25	29.00	30.52	29.34	25.88	25.95	22.39	19.56	25.74	26.20
Minnesota Hub	15.89	-2.46	11.37	-5.66	9.09	10.61	7.84	16.45	20.00	20.59	20.16	22.91	22.18	20.71	20.63	18.39	19.73	26.49	25.68	28.26	23.75	21.52	20.10	17.49	17.16	21.72
Wisconsin PS	8.15	-9.09	10.52	-9.77	7.47	8.66	5.48	15.89	19.32	21.20	19.89	24.15	23.36	21.83	22.04	19.72	21.14	27.84	26.45	28.84	24.43	21.86	21.01	18.21	16.61	22.43
Forecasted Load (GW)	55.1	53.6	52.3	51.7	51.6	52.4	53.7	55.1	57.5	59.2	60.1	60.1	59.5	58.8	58.2	57.6	57.9	60.8	63.9	63.2	62.1	60.5	57.9	54.6		
Forecast Error %	-2.5%	-3.6%	-4.0%	-4.5%	-4.1%	-3.5%	-1.8%	0.2%	-0.2%	0.7%	1.1%	1.3%	1.6%	1.7%	1.3%	1.8%	2.7%	0.9%	0.6%	0.1%	-0.3%	-0.2%	0.3%			





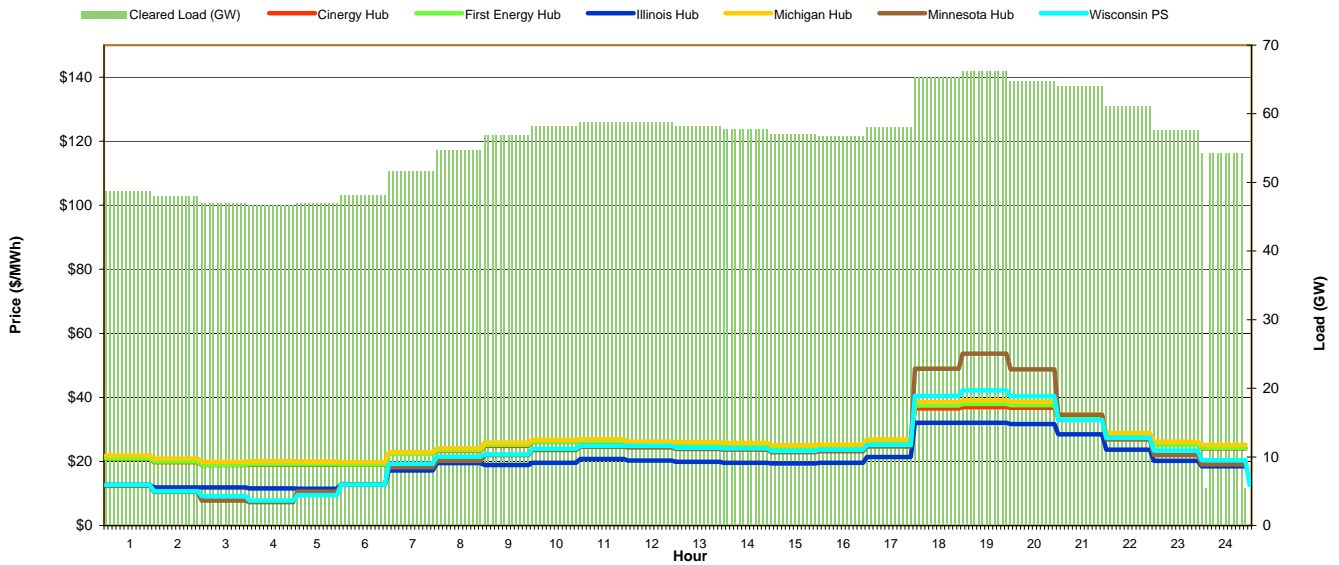
MISO Daily Report

Sunday November 14, 2010

Price	<=0	>=100	>=200
Forecast Error %	0-4.9%	5-9.9%	>=10%

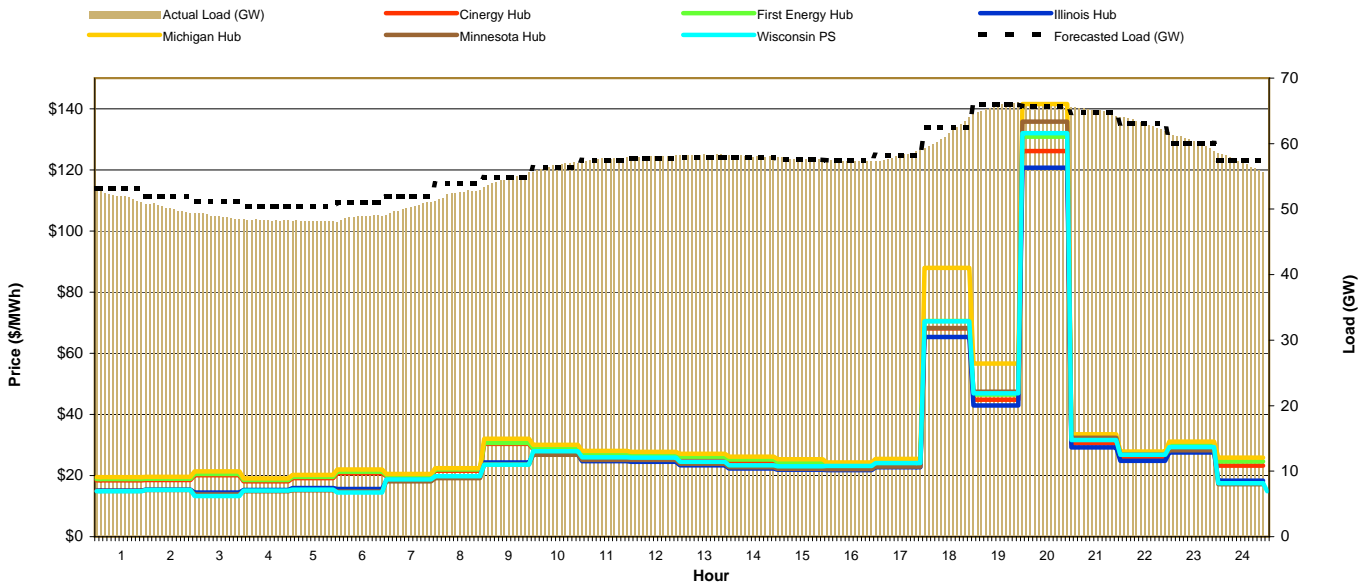
Day-Ahead Prices and Cleared Load

Hour Ending:																									Avg. Hr \$	
	1	2	3	4	5	6	7	8	9	10	11	12	13	14	15	16	17	18	19	20	21	22	23	24	All	On Pk
Cinergy Hub	20.90	19.82	18.91	19.03	18.99	18.96	22.44	23.25	24.93	26.11	26.15	25.55	25.47	25.25	24.41	24.60	26.15	36.61	36.99	36.79	33.46	27.92	25.50	24.08	25.51	28.07
First Energy Hub	20.98	19.98	19.01	19.21	19.14	19.04	22.34	23.50	25.20	26.14	26.28	25.56	25.47	25.20	24.50	24.63	26.26	37.52	37.96	37.57	33.80	28.15	25.31	24.26	25.71	28.32
Illinois Hub	12.70	11.89	11.93	11.61	11.48	12.78	17.18	19.49	18.93	19.62	20.76	20.25	19.86	19.57	19.40	19.55	21.37	32.06	32.03	31.68	28.52	23.66	20.23	18.49	19.79	22.94
Michigan Hub	21.89	20.87	19.86	20.08	19.96	19.79	22.90	24.09	25.89	26.81	26.95	26.18	26.12	25.83	25.12	25.24	26.91	38.60	39.09	38.65	34.64	28.84	26.19	25.18	26.49	29.07
Minnesota Hub	12.44	10.48	7.75	7.32	10.61	12.83	18.23	20.19	22.00	23.54	24.56	24.42	23.85	23.66	22.89	23.22	24.73	48.98	53.70	48.75	34.61	26.89	22.00	19.09	23.61	29.25
Wisconsin PS	12.70	10.69	9.15	7.76	9.54	12.80	19.32	21.51	22.16	23.96	24.93	24.91	24.27	24.10	23.25	23.66	25.21	40.44	42.14	40.39	32.99	27.43	23.37	20.41	22.79	27.79
Cleared Load (GW)	48.7	48.1	46.9	46.7	47.1	48.1	51.7	54.8	56.8	58.2	58.8	58.8	58.3	57.8	57.0	56.8	58.1	65.4	66.2	64.7	64.1	61.1	57.6	5.4		



Preliminary Real-Time Prices with Forecasted and Actual System Load

Hour Ending:																									Avg. Hr \$	
	1	2	3	4	5	6	7	8	9	10	11	12	13	14	15	16	17	18	19	20	21	22	23	24	All	On Pk
Cinergy Hub	18.40	18.51	20.06	18.16	19.17	20.75	19.77	21.59	30.33	28.62	26.50	26.16	25.53	24.55	23.75	22.87	23.88	68.14	44.77	126.09	30.53	25.97	28.57	23.25	30.66	36.12
First Energy Hub	18.80	18.90	20.52	18.50	19.55	21.22	20.12	21.98	30.66	28.88	27.16	26.87	26.21	25.24	24.44	23.56	24.58	70.57	46.43	130.85	31.71	27.05	29.99	24.60	31.60	37.26
Illinois Hub	15.03	15.38	14.41	15.32	15.89	15.59	18.37	19.60	24.30	26.82	24.72	24.45	23.34	22.27	21.91	21.79	22.72	65.27	42.88	120.68	29.17	24.86	27.52	18.32	27.94	33.89
Michigan Hub	19.47	19.59	21.37	19.10	20.17	21.96	20.56	22.45	32.00	30.09	28.07	27.75	27.16	26.14	25.28	24.31	25.42	87.88	56.63	141.47	33.47	27.82	31.09	25.88	33.96	40.44
Minnesota Hub	14.93	15.32	13.84	14.84	15.22	14.73	18.11	19.13	23.66	26.83	25.08	25.08	23.88	22.67	22.21	22.10	22.92	68.28	47.41	135.73	32.30	26.77	28.29	17.18	29.02	35.77
Wisconsin PS	14.88	15.26	13.25	15.03	15.40	14.47	18.74	19.79	23.53	27.94	25.95	25.82	24.54	23.34	23.06	23.12	24.07	70.41	46.94	131.96	31.62	26.75	29.26	17.50	29.27	36.13
Forecasted Load (GW)	53.2	52.0	51.1	50.5	50.4	51.0	51.9	53.9	54.8	56.4	57.4	57.8	57.9	57.5	57.4	58.2	62.5	66.0	65.7	64.7	63.0	60.1	57.4			
Forecast Error %	-2.6%	-3.8%	-4.6%	-4.6%	-4.7%	-4.3%	-3.0%	-2.6%	-0.1%	0.5%	0.4%	0.5%	0.6%	0.3%	0.3%	-0.1%	0.0%	-1.0%	-0.4%	0.1%	0.4%	-0.2%	0.1%	-9.8%		





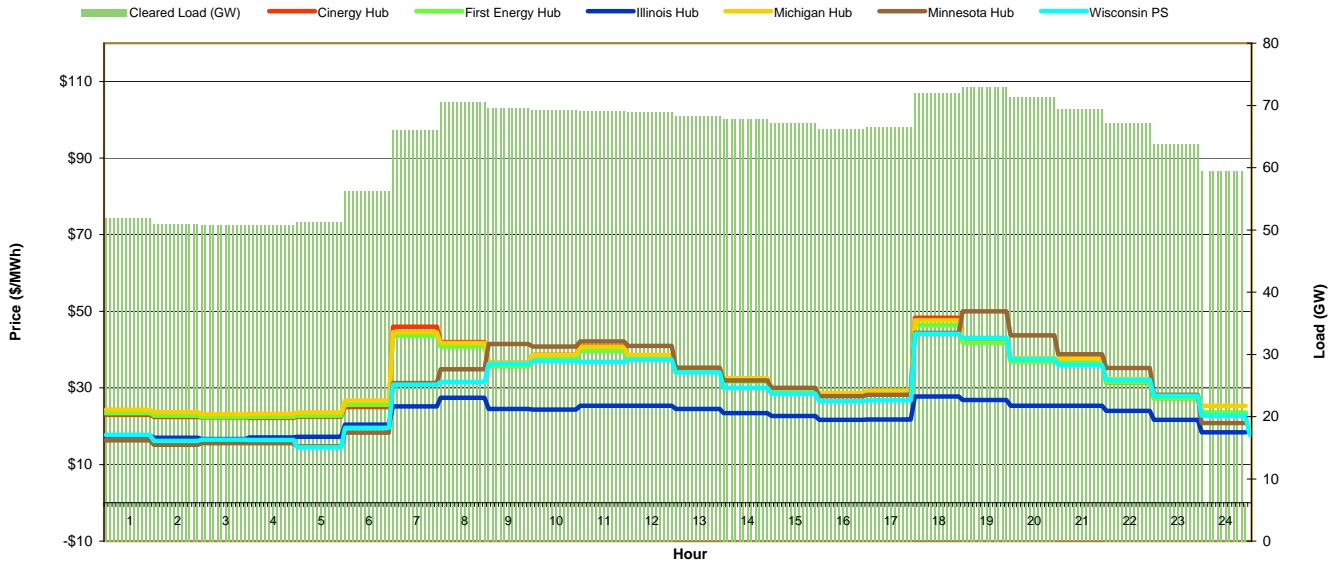
MISO Daily Report

Monday November 15, 2010

Price	<=0	>=100	>=200
Forecast Error %	0-4.9%	5-9.9%	>=10%

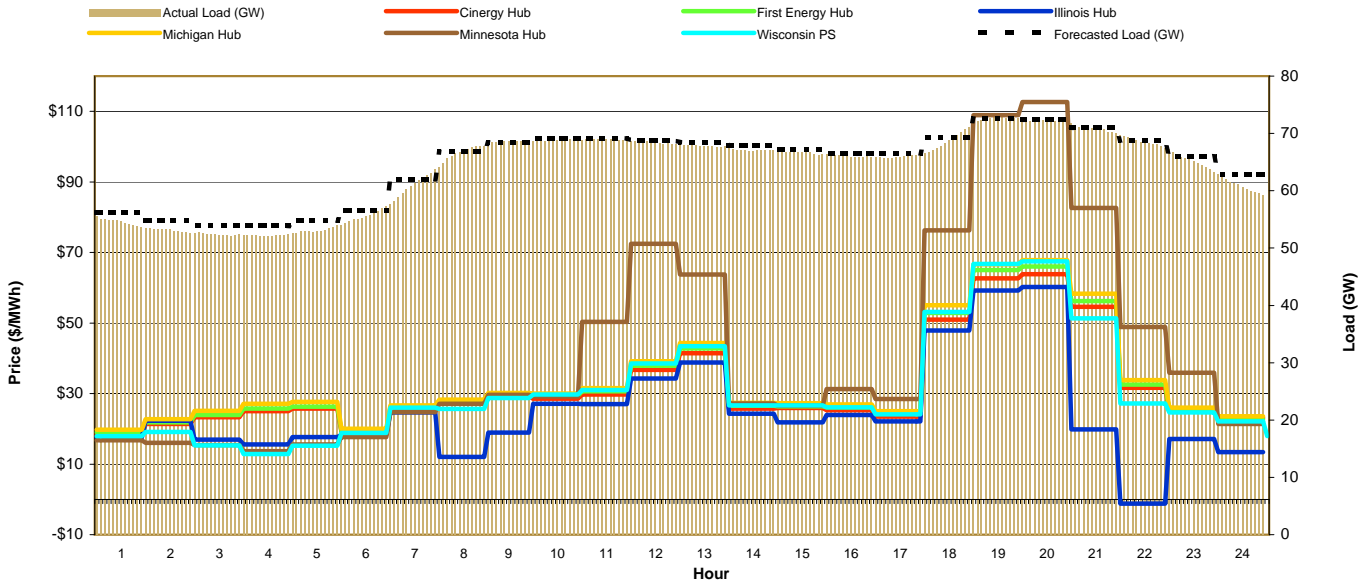
Day-Ahead Prices and Cleared Load

Hour Ending:																									Avg. Hr \$	
	1	2	3	4	5	6	7	8	9	10	11	12	13	14	15	16	17	18	19	20	21	22	23	24	All	On Pk
Cinergy Hub	22.98	22.44	22.21	22.14	22.46	25.00	46.00	42.00	36.53	38.63	40.80	38.45	34.78	32.05	29.16	27.95	28.33	48.28	42.66	37.42	37.47	31.43	27.36	23.41	32.50	35.83
First Energy Hub	23.41	22.75	22.30	22.38	22.73	25.62	43.65	40.77	35.67	37.62	39.62	37.62	34.28	31.73	29.15	28.01	28.42	46.42	41.80	36.86	36.75	31.48	27.25	23.61	32.08	35.22
Illinois Hub	17.60	17.00	16.65	17.11	17.22	20.44	25.17	27.47	24.47	24.36	25.33	25.34	24.50	23.40	22.67	21.70	21.73	27.77	26.88	25.38	25.34	23.97	21.70	18.44	22.57	24.50
Michigan Hub	24.33	23.66	23.16	23.25	23.61	26.66	44.57	41.73	36.66	38.65	40.70	38.65	35.19	32.56	29.91	28.72	29.15	47.63	43.01	37.90	37.74	32.33	28.22	25.30	33.05	36.17
Minnesota Hub	16.28	15.14	15.53	15.56	14.71	18.33	31.26	34.84	41.43	40.81	42.13	40.94	35.32	31.95	30.05	27.86	28.14	44.43	50.00	43.70	38.80	35.21	28.21	20.87	30.90	37.11
Wisconsin PS	17.72	16.15	16.53	16.43	14.45	19.60	30.88	31.50	36.26	37.02	36.76	37.36	34.02	30.04	28.49	26.49	26.80	44.16	43.09	37.56	35.93	32.10	27.90	22.75	29.16	34.09
Cleared Load (GW)	51.9	51.0	50.8	50.8	51.2	56.2	66.1	70.6	69.6	69.3	69.1	68.9	68.2	67.8	67.2	66.2	66.5	71.9	73.0	71.4	69.4	67.2	63.9	5.9		



Preliminary Real-Time Prices with Forecasted and Actual System Load

Hour Ending:																									Avg. Hr \$	
	1	2	3	4	5	6	7	8	9	10	11	12	13	14	15	16	17	18	19	20	21	22	23	24	All	On Pk
Cinergy Hub	18.45	21.36	23.30	25.04	25.70	19.11	25.68	27.48	29.07	28.58	29.71	36.70	41.47	25.78	25.94	25.28	23.47	50.92	62.71	63.83	54.62	31.68	25.12	23.14	31.84	36.40
First Energy Hub	19.00	21.82	23.89	25.75	26.33	19.42	26.17	27.74	29.56	29.34	30.67	37.90	42.77	26.53	26.40	26.07	24.25	52.89	65.00	66.00	56.19	32.54	24.99	22.67	32.66	37.43
Illinois Hub	17.52	22.27	16.97	15.59	17.71	18.30	24.65	12.00	18.95	27.13	27.05	34.24	38.82	24.30	21.85	23.90	22.15	47.90	59.19	60.20	19.83	-1.22	17.11	13.40	24.99	28.34
Michigan Hub	19.73	22.74	25.08	27.10	27.63	19.99	26.61	28.24	30.16	30.04	31.56	39.18	44.37	27.37	27.27	26.96	25.01	55.09	66.66	67.87	58.27	33.82	26.05	23.55	33.76	38.62
Minnesota Hub	16.79	16.03	15.38	13.72	15.62	17.65	24.79	27.10	29.60	29.23	50.31	72.48	63.79	27.17	26.57	31.31	28.47	76.25	108.93	112.67	82.61	48.92	35.88	21.37	41.36	53.21
Wisconsin PS	17.97	19.10	15.36	12.85	15.21	18.83	26.00	25.62	28.72	29.77	31.05	38.49	43.45	26.66	26.67	26.15	24.09	53.19	66.77	67.52	51.34	27.23	24.63	22.14	30.78	36.96
Forecasted Load (GW)	56.1	54.7	53.9	53.9	54.8	56.6	62.0	66.8	68.4	69.2	69.2	68.8	68.4	67.9	67.1	66.5	66.5	69.3	72.6	72.4	71.0	68.8	66.0	62.9		
Forecast Error %	-3.3%	-3.3%	-3.0%	-3.2%	-3.1%	-1.3%	-1.1%	0.1%	0.2%	-0.5%	-0.5%	-0.6%	-1.0%	-1.3%	-0.9%	-0.9%	-0.7%	-0.5%	-0.1%	-0.4%	-0.5%	-0.7%	-1.8%	-13.2%		





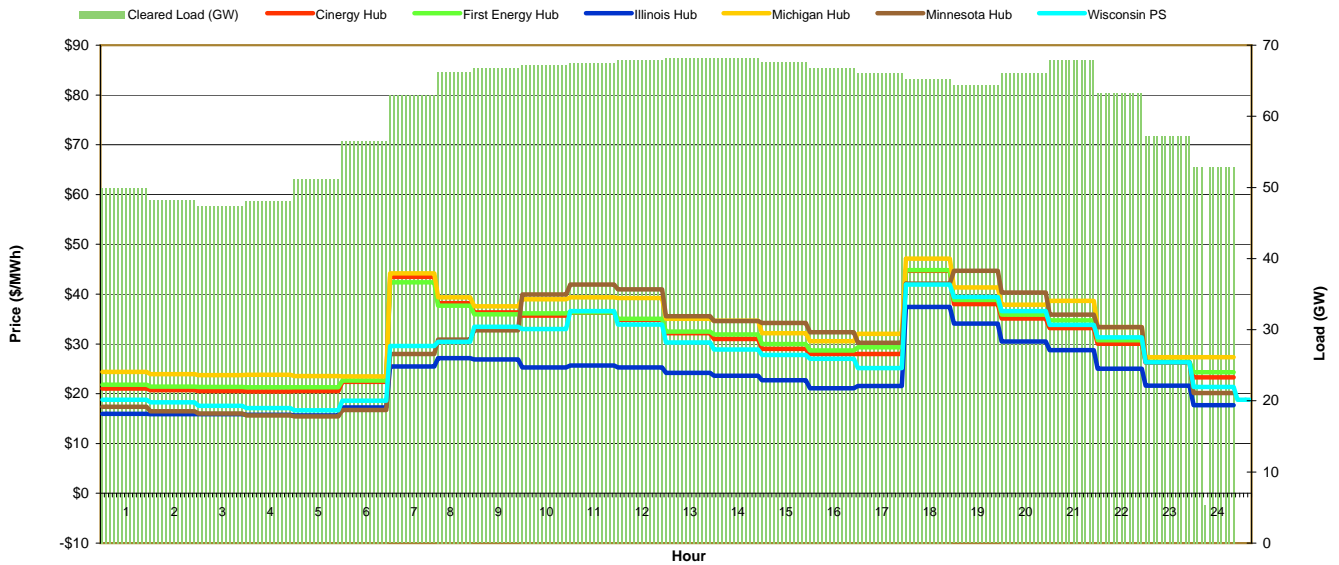
MISO Daily Report

Tuesday November 16, 2010

Price	<=0	>=100	>=200
Forecast Error %	0-4.9%	5-9.9%	>=10%

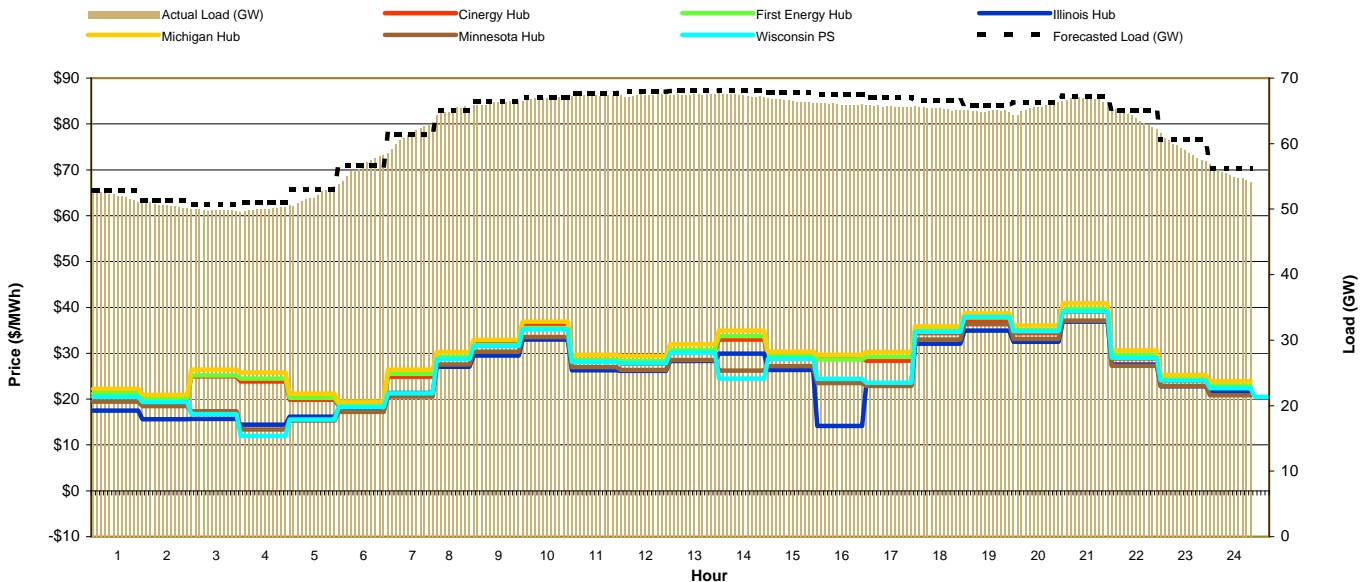
Day-Ahead Prices and Cleared Load

Hour Ending:																									Avg. Hr \$	
	1	2	3	4	5	6	7	8	9	10	11	12	13	14	15	16	17	18	19	20	21	22	23	24	All	On Pk
Cinergy Hub	21.07	20.73	20.54	20.44	20.50	22.39	43.47	38.23	36.36	35.71	36.29	34.84	32.18	30.99	28.98	27.97	28.00	44.71	38.00	35.14	33.18	30.05	26.26	23.29	30.39	33.56
First Energy Hub	21.84	21.44	21.36	21.30	21.32	22.63	42.41	37.71	35.94	36.15	36.35	35.03	32.50	31.89	29.95	28.71	29.30	44.83	38.83	35.86	34.71	30.75	26.45	24.29	30.90	34.06
Illinois Hub	15.95	15.88	15.93	15.74	15.65	17.22	25.49	27.13	26.89	25.29	25.69	25.30	24.19	23.63	22.74	21.11	21.53	37.44	34.10	30.51	28.74	25.01	21.65	17.70	23.35	26.31
Michigan Hub	24.40	23.92	23.77	23.78	23.53	23.46	44.15	39.38	37.58	38.98	39.34	39.20	35.03	34.64	32.17	30.56	32.06	47.15	41.34	37.87	38.67	33.38	27.32	27.36	33.29	36.54
Minnesota Hub	17.37	16.50	16.02	15.63	15.48	16.76	27.96	30.87	32.71	39.95	41.96	40.96	35.59	34.63	34.21	32.37	30.22	42.12	44.67	40.33	35.87	33.38	26.34	20.17	30.09	36.01
Wisconsin PS	18.76	18.25	17.56	17.10	16.65	18.60	29.57	30.42	33.48	33.00	36.61	33.87	30.33	28.86	27.77	27.01	25.15	41.92	39.42	36.58	33.86	31.31	26.33	21.35	28.07	32.24
Cleared Load (GW)	49.9	48.2	47.4	48.1	51.2	56.6	62.9	66.2	66.7	67.3	67.5	67.9	68.3	68.2	67.7	66.8	66.1	65.3	64.3	66.1	67.9	63.3	57.2	5.3		



Preliminary Real-Time Prices with Forecasted and Actual System Load

Hour Ending:																									Avg. Hr \$	
	1	2	3	4	5	6	7	8	9	10	11	12	13	14	15	16	17	18	19	20	21	22	23	24	All	On Pk
Cinergy Hub	21.13	20.19	24.96	23.84	19.88	18.57	24.92	28.88	32.30	36.35	28.54	27.72	30.52	33.02	28.91	28.90	28.36	34.36	37.05	34.41	39.04	28.87	23.96	22.43	28.21	31.32
First Energy Hub	21.29	20.08	25.15	24.45	20.31	18.92	25.53	29.24	31.78	35.51	28.50	28.30	30.76	33.76	29.51	28.67	29.20	35.01	37.79	35.00	39.71	29.61	24.36	22.92	28.56	31.67
Illinois Hub	17.51	15.61	15.66	14.43	16.15	17.72	21.33	27.09	29.53	33.02	26.26	26.14	28.30	29.95	26.39	14.12	23.18	32.08	34.95	32.52	36.89	27.54	22.79	21.52	24.61	28.17
Michigan Hub	22.26	20.91	26.42	25.80	21.22	19.48	26.45	30.29	32.92	36.92	29.63	29.46	31.96	34.94	30.36	29.66	30.27	35.88	38.70	36.04	40.87	30.59	25.27	23.92	29.59	32.74
Minnesota Hub	19.43	18.44	17.34	13.38	15.33	17.25	20.58	27.56	30.35	33.54	27.02	26.37	28.49	26.21	27.19	23.50	22.88	32.97	36.36	33.12	37.10	27.24	22.86	20.87	25.22	28.92
Wisconsin PS	20.50	19.38	16.70	11.99	15.54	18.24	21.26	28.74	31.59	35.21	28.07	27.84	30.14	24.48	28.80	24.43	23.54	34.69	37.97	34.80	39.12	29.03	24.09	22.38	26.19	30.16
Forecasted Load (GW)	52.8	51.4	50.7	51.0	53.0	56.6	61.5	65.1	66.4	67.0	67.7	67.9	68.0	68.1	67.8	67.4	67.1	66.5	65.8	66.4	67.3	65.0	60.6	56.2		
Forecast Error %	-27.3%	-1.9%	-1.9%	-1.9%	-1.7%	0.2%	0.4%	0.1%	-0.2%	-0.2%	-0.4%	-0.8%	-0.9%	-1.2%	-2.0%	-2.3%	-2.2%	-2.0%	-1.5%	-1.2%	-1.0%	-2.2%	-3.1%	-12.2%		





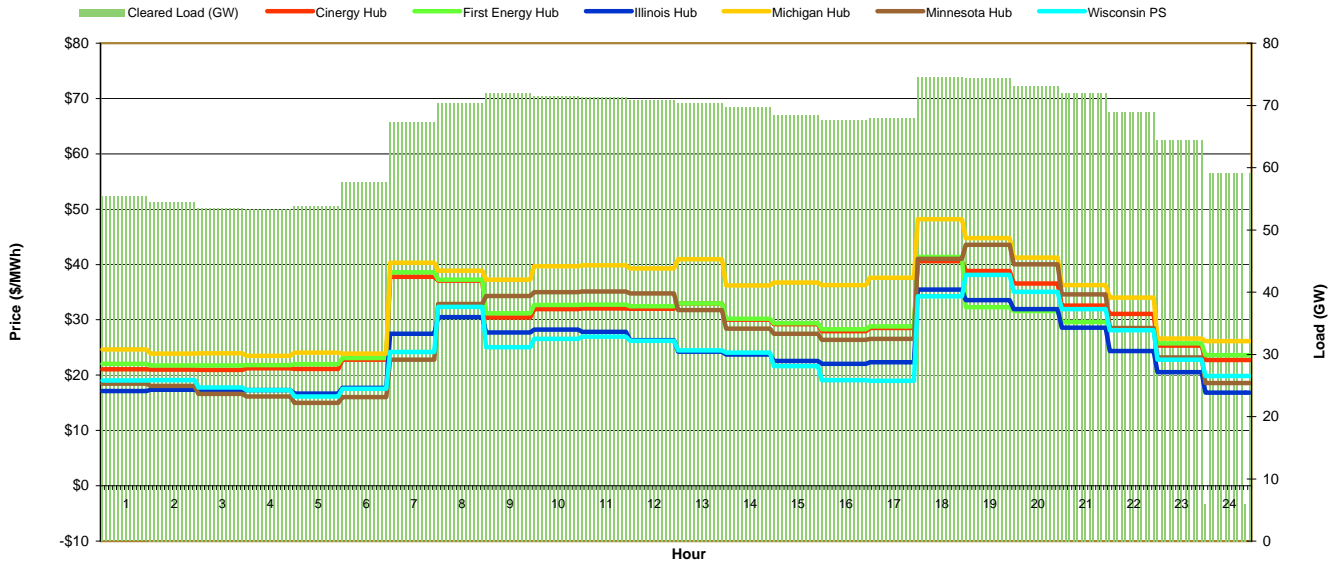
MISO Daily Report

Wednesday November 17, 2010

Price	<=0	>=100	>=200
Forecast Error %	0-4.9%	5-9.9%	>=10%

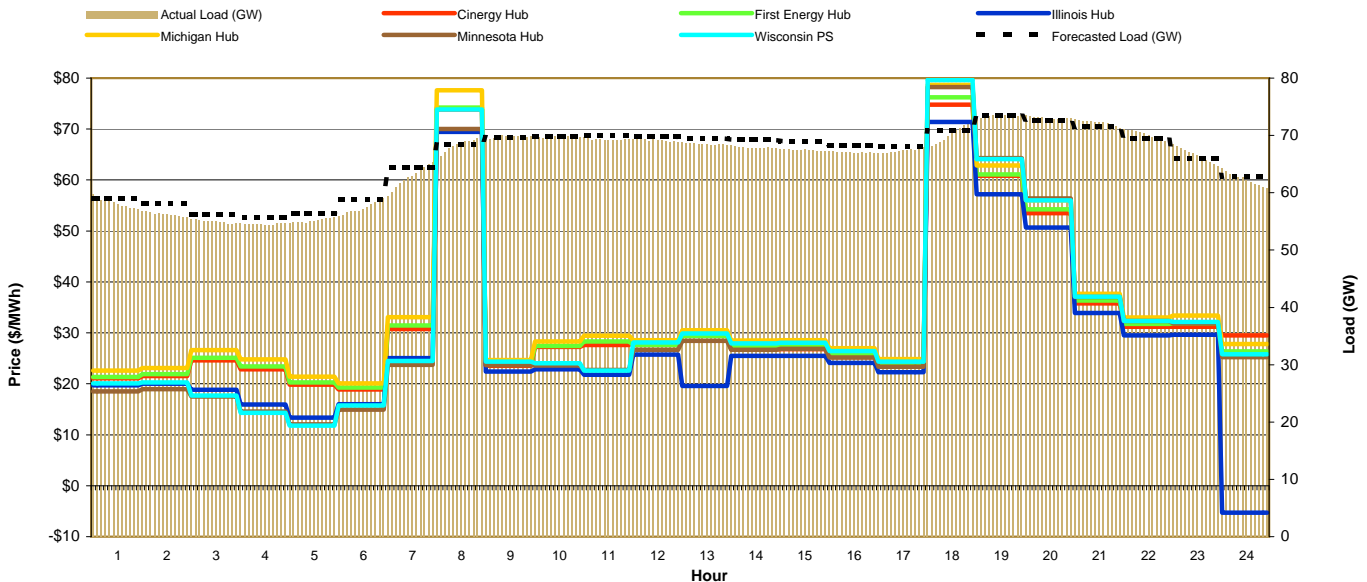
Day-Ahead Prices and Cleared Load

Hour Ending:																									Avg. Hr \$	
	1	2	3	4	5	6	7	8	9	10	11	12	13	14	15	16	17	18	19	20	21	22	23	24	All	On Pk
Cinergy Hub	21.05	20.99	20.97	21.21	21.11	22.78	37.80	37.09	30.41	31.96	32.03	31.98	33.00	30.00	29.19	27.93	28.51	40.63	38.83	36.56	32.55	31.04	25.35	22.76	29.41	32.32
First Energy Hub	22.06	21.78	21.77	21.82	21.97	23.09	38.57	37.26	31.19	32.69	32.72	32.47	32.95	30.20	29.39	28.27	28.79	41.34	32.29	31.56	29.61	28.44	25.73	23.63	29.15	31.56
Illinois Hub	17.11	17.36	17.20	17.30	16.68	17.68	27.47	30.51	27.72	28.23	27.81	26.30	24.23	23.71	22.57	22.03	22.32	35.45	33.54	31.92	28.57	24.36	20.54	16.84	24.06	26.86
Michigan Hub	24.63	23.89	23.93	23.50	24.04	23.91	40.33	38.89	37.26	39.66	39.87	39.30	40.94	36.23	36.73	36.28	37.63	48.19	44.78	41.25	36.30	34.01	26.61	26.16	34.35	38.37
Minnesota Hub	18.44	18.06	16.61	16.12	15.00	16.05	22.77	32.86	34.28	35.02	35.13	34.76	31.77	28.42	27.49	26.41	26.54	40.99	43.57	40.03	34.60	28.52	23.20	18.59	27.72	32.72
Wisconsin PS	19.05	19.12	17.78	17.29	16.16	17.52	24.17	32.34	25.08	26.55	26.96	26.22	24.45	24.07	21.62	19.11	18.95	34.27	38.10	35.05	31.95	28.11	22.79	19.86	24.44	27.22
Cleared Load (GW)	55.4	54.5	53.5	53.4	53.9	57.6	67.4	70.4	72.0	71.5	71.3	70.9	70.3	69.7	68.5	67.7	68.0	74.6	74.5	73.1	72.0	68.9	64.4	5.9		



Preliminary Real-Time Prices with Forecasted and Actual System Load

Hour Ending:																									Avg. Hr \$	
	1	2	3	4	5	6	7	8	9	10	11	12	13	14	15	16	17	18	19	20	21	22	23	24	All	On Pk
Cinergy Hub	21.10	21.51	24.60	22.85	19.84	18.91	30.78	73.85	23.54	27.27	27.60	28.36	29.72	26.76	26.83	25.22	23.50	74.81	60.87	53.47	35.77	31.21	31.20	29.52	32.88	37.50
First Energy Hub	21.37	21.92	25.13	23.39	20.30	19.25	31.45	74.23	23.98	27.43	28.34	27.64	29.40	27.44	27.41	25.88	23.86	76.23	61.08	54.23	36.34	31.74	31.87	26.37	33.18	37.94
Illinois Hub	19.72	20.01	18.81	15.93	13.34	15.99	25.05	69.48	22.42	22.85	21.79	25.74	19.57	25.50	25.46	24.12	22.31	71.38	57.23	50.65	33.87	29.50	29.61	-5.29	28.13	34.47
Michigan Hub	22.61	23.11	26.62	24.78	21.41	20.06	33.07	77.62	24.68	28.34	29.45	28.58	30.49	28.50	28.57	27.01	24.83	78.68	62.84	56.01	37.65	33.00	33.39	27.83	34.55	39.35
Minnesota Hub	18.49	18.95	17.54	14.58	12.04	14.96	23.71	70.03	23.65	23.59	22.73	26.70	28.44	26.67	26.85	25.20	23.35	78.22	64.33	56.41	37.07	32.32	31.91	25.22	30.96	37.34
Wisconsin PS	20.09	20.25	17.68	14.30	11.78	15.75	24.50	73.85	24.38	24.05	22.58	28.11	29.87	27.95	28.04	26.40	24.36	79.65	64.13	56.04	37.09	32.35	32.16	25.79	31.71	38.19
Forecasted Load (GW)	59.1	58.0	56.2	55.7	56.3	58.9	64.4	68.4	69.6	69.9	70.0	69.8	69.4	69.2	69.0	68.3	68.1	70.8	73.5	72.6	71.5	69.4	65.9	62.8		
Forecast Error %	-2.0%	-3.5%	-2.4%	-2.1%	-2.1%	-2.4%	-2.0%	0.1%	0.1%	-0.2%	-1.2%	-1.0%	-1.4%	-2.1%	-2.4%	-1.9%	-1.1%	-0.4%	-0.2%	0.4%	0.7%	0.5%	0.3%	-1.1%		





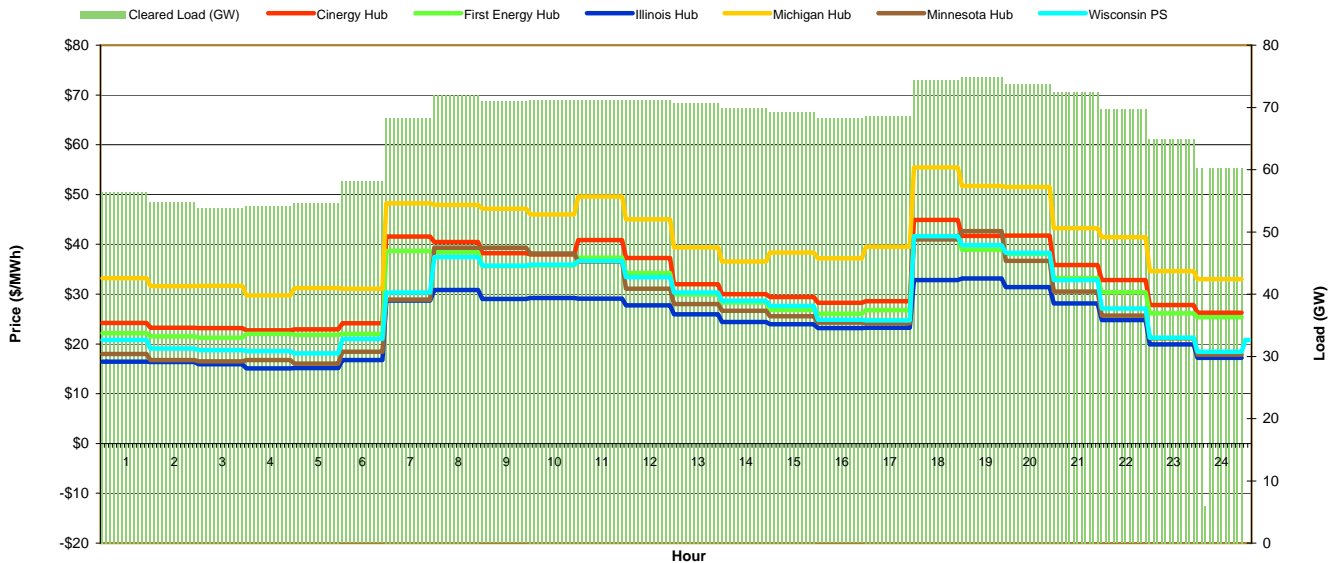
MISO Daily Report

Thursday November 18, 2010

Price	<=0	>=100	>=200
Forecast Error %	0-4.9%	5-9.9%	>=10%

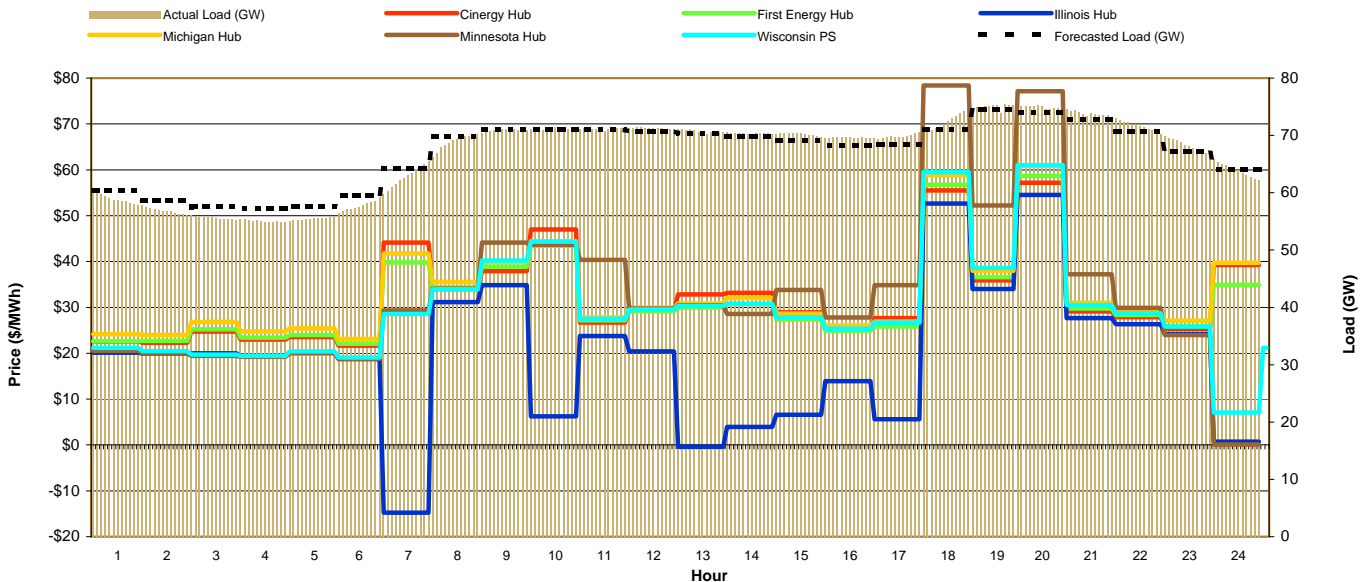
Day-Ahead Prices and Cleared Load

Hour Ending:																									Avg. Hr \$	
	1	2	3	4	5	6	7	8	9	10	11	12	13	14	15	16	17	18	19	20	21	22	23	24	All	On Pk
Cinergy Hub	24.19	23.28	23.17	22.75	22.92	24.15	41.57	40.50	38.25	37.96	40.84	37.25	31.97	30.00	29.39	28.28	28.57	44.90	41.70	41.79	35.85	32.83	27.84	26.25	32.34	35.50
First Energy Hub	22.14	21.52	21.27	22.00	21.82	22.00	38.68	38.43	35.66	35.78	37.33	34.26	29.94	28.30	26.86	26.08	26.80	41.28	38.95	38.10	33.22	30.40	26.17	25.37	30.10	32.97
Illinois Hub	16.41	16.38	15.91	15.10	15.17	16.75	28.69	30.81	29.05	29.21	29.08	27.75	25.92	24.39	23.97	23.19	23.22	32.80	33.16	31.43	28.14	24.78	19.89	17.18	24.10	27.30
Michigan Hub	33.20	31.59	31.69	29.74	31.24	31.07	48.27	47.95	47.19	45.98	49.57	45.07	39.37	36.58	38.37	37.23	39.53	55.42	51.70	51.56	43.25	41.43	34.62	33.00	40.61	44.05
Minnesota Hub	17.95	16.78	16.52	16.76	16.07	18.46	28.88	39.32	39.29	38.14	36.54	31.10	28.03	26.64	25.55	24.25	24.13	41.02	42.63	36.70	30.53	25.69	21.12	17.86	27.50	31.92
Wisconsin PS	20.84	19.07	18.78	18.59	18.13	20.98	30.34	37.45	35.72	35.91	36.68	33.44	30.34	28.67	27.63	24.85	24.75	41.66	39.87	38.28	32.85	27.10	21.26	18.42	28.40	32.28
Cleared Load (GW)	56.3	54.8	53.8	54.1	54.6	58.1	68.3	72.0	71.0	71.2	71.1	71.3	70.7	69.9	69.2	68.3	68.6	74.4	74.9	73.7	72.5	69.7	65.0	6.0		



Preliminary Real-Time Prices with Forecasted and Actual System Load

Hour Ending:																									Avg. Hr \$	
	1	2	3	4	5	6	7	8	9	10	11	12	13	14	15	16	17	18	19	20	21	22	23	24	All	On Pk
Cinergy Hub	22.58	22.28	24.75	22.97	23.52	21.63	44.15	34.02	37.89	47.02	26.70	29.37	32.86	33.16	28.95	25.39	27.69	55.53	35.91	57.21	29.16	27.84	25.31	39.25	32.30	34.63
First Energy Hub	22.66	22.69	25.25	23.38	23.98	22.09	39.82	34.37	38.91	43.41	27.20	29.20	29.96	30.76	27.38	24.95	25.87	56.75	36.58	58.63	29.78	28.38	25.86	34.93	31.78	34.25
Illinois Hub	20.16	19.89	20.00	19.32	20.17	18.75	-14.74	31.14	34.87	6.27	23.72	20.42	-0.37	3.92	6.60	13.92	5.58	52.64	34.02	54.54	27.66	26.33	24.18	0.73	19.57	22.84
Michigan Hub	24.14	23.96	26.79	24.76	25.40	23.15	41.75	35.54	39.97	44.43	27.81	29.96	30.88	32.03	28.64	26.04	26.91	58.67	37.98	60.88	31.00	29.67	27.10	39.70	33.22	35.48
Minnesota Hub	20.57	19.92	19.45	19.22	20.00	18.77	29.35	34.08	44.16	43.66	40.35	29.74	30.46	28.58	33.78	27.77	34.84	78.42	52.23	77.12	37.22	29.88	23.98	0.11	33.07	40.39
Wisconsin PS	21.16	20.48	19.73	19.42	20.39	19.10	28.59	33.92	40.21	44.34	27.54	29.55	30.34	30.78	27.91	25.34	26.71	59.50	38.64	60.99	30.53	28.71	25.88	7.08	29.87	35.05
Forecasted Load (GW)	60.4	58.6	57.6	57.2	57.7	59.5	64.3	69.9	71.0	71.0	71.0	70.7	70.4	69.8	69.0	68.2	68.3	71.1	74.5	74.0	72.8	70.7	67.2	64.0		
Forecast Error %	-11.5%	-3.4%	-3.7%	-4.2%	-3.9%	-2.8%	-1.7%	-1.0%	-0.2%	0.1%	0.2%	0.7%	0.3%	0.7%	1.5%	1.9%	2.2%	2.2%	0.6%	1.0%	1.1%	0.9%	0.9%	-9.6%		





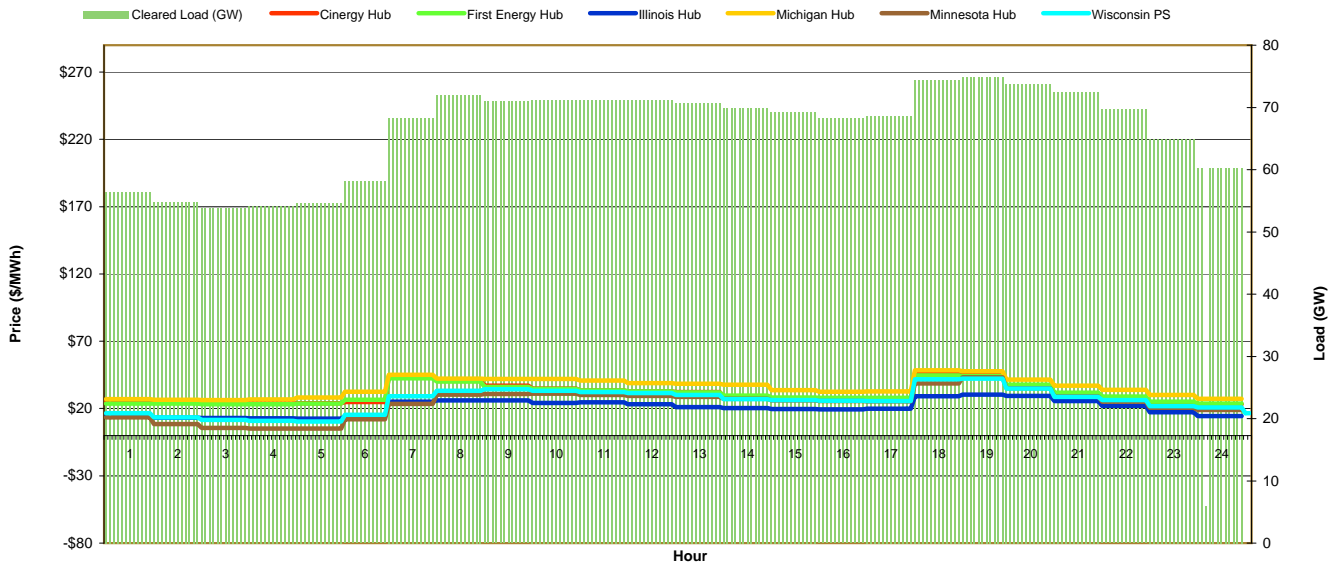
MISO Daily Report

Friday November 19, 2010

Price	<=0	>=100	>=200
Forecast Error %	0-4.9%	5-9.9%	>=10%

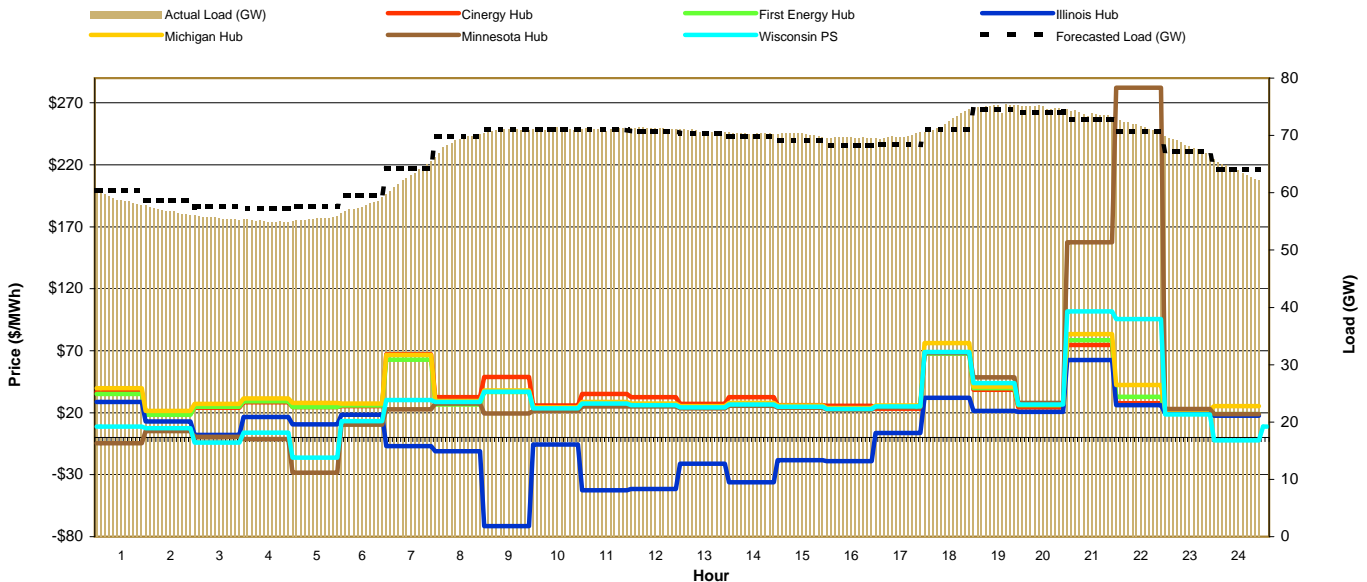
Day-Ahead Prices and Cleared Load

Hour Ending:																									Avg. Hr \$	
	1	2	3	4	5	6	7	8	9	10	11	12	13	14	15	16	17	18	19	20	21	22	23	24	All	On Pk
Cinergy Hub	25.12	24.54	23.88	23.61	23.81	24.91	44.17	40.67	37.10	34.90	33.32	32.74	32.18	28.36	26.93	26.54	26.30	46.29	45.41	36.68	30.00	27.18	23.31	23.20	30.88	32.99
First Energy Hub	23.79	23.76	23.11	23.14	23.79	26.59	42.54	40.09	35.95	34.54	33.50	32.62	31.92	29.64	28.28	28.03	27.99	44.54	44.10	37.62	31.85	28.99	25.00	23.71	31.05	33.42
Illinois Hub	14.10	13.31	13.09	12.82	12.50	14.47	25.22	26.00	26.10	24.14	24.58	23.27	21.07	20.36	19.60	19.38	19.81	29.09	30.42	29.34	25.47	22.08	17.31	14.39	20.75	23.63
Michigan Hub	26.89	26.57	26.31	26.81	28.20	32.45	45.18	42.30	41.90	41.90	40.79	38.82	38.33	37.67	33.60	32.46	32.67	48.33	47.78	41.54	36.91	33.99	30.06	27.18	35.78	38.69
Minnesota Hub	13.56	8.45	5.60	5.13	5.03	11.94	23.47	30.33	30.86	31.07	29.98	29.44	28.57	27.25	26.04	25.52	25.32	38.71	43.21	35.03	29.01	25.21	20.69	18.96	23.68	29.77
Wisconsin PS	16.55	13.41	11.44	10.84	10.44	15.43	29.25	33.17	34.27	33.24	32.33	31.48	30.03	27.02	26.31	25.74	25.61	41.78	42.18	34.78	28.77	26.20	21.76	20.85	25.95	30.91
Cleared Load (GW)	56.3	54.8	53.8	54.1	54.6	58.1	68.3	72.0	71.0	71.2	71.1	71.3	70.7	69.9	69.2	68.3	68.6	74.4	74.9	73.7	72.5	69.7	65.0	6.0		



Preliminary Real-Time Prices with Forecasted and Actual System Load

Hour Ending:																									Avg. Hr \$	
	1	2	3	4	5	6	7	8	9	10	11	12	13	14	15	16	17	18	19	20	21	22	23	24	All	On Pk
Cinergy Hub	36.80	19.58	23.97	28.51	24.67	25.34	67.30	32.46	48.84	25.75	35.19	32.60	27.04	32.61	26.01	25.66	23.20	68.69	38.43	24.26	74.68	27.69	20.25	18.42	33.66	35.21
First Energy Hub	35.23	18.41	24.75	29.11	24.68	25.91	62.83	26.54	36.70	23.21	27.27	26.13	24.16	26.62	24.58	22.90	24.82	67.77	39.79	26.17	78.62	32.82	20.85	18.86	32.03	33.06
Illinois Hub	28.78	12.96	2.14	16.63	10.65	18.32	-6.89	-11.05	-71.49	-5.65	-42.65	-41.55	-21.08	-36.08	-18.27	-19.18	3.73	31.99	21.55	20.80	62.58	26.22	19.32	17.57	0.81	-5.05
Michigan Hub	39.88	21.40	27.14	31.49	27.83	27.40	66.67	29.47	37.90	24.29	28.60	27.43	25.30	27.92	25.77	23.89	25.77	76.27	41.08	27.04	83.44	42.35	22.51	25.27	34.84	35.56
Minnesota Hub	-4.68	5.24	0.48	-1.19	-28.47	10.40	22.86	27.40	19.43	21.49	24.96	25.17	23.41	25.63	24.10	22.43	24.25	68.13	48.49	27.81	157.50	282.23	23.04	18.88	36.21	52.84
Wisconsin PS	8.71	7.54	-4.18	4.03	-16.14	13.19	30.20	28.59	36.98	23.46	27.35	26.07	24.28	26.66	24.79	23.07	24.97	69.00	43.85	26.70	101.69	95.63	18.74	-2.25	27.62	38.86
Forecasted Load (GW)	60.4	58.6	57.6	57.2	57.7	59.5	64.3	69.9	71.0	71.0	71.0	70.7	70.4	69.8	69.0	68.2	68.3	71.1	74.5	74.0	72.8	70.7	67.2	64.0		
Forecast Error %	-11.5%	-3.4%	-3.7%	-4.2%	-3.9%	-2.8%	-1.7%	-1.0%	-0.2%	0.1%	0.2%	0.7%	0.3%	0.7%	1.5%	1.9%	2.2%	2.2%	0.6%	1.0%	1.1%	0.9%	0.9%			





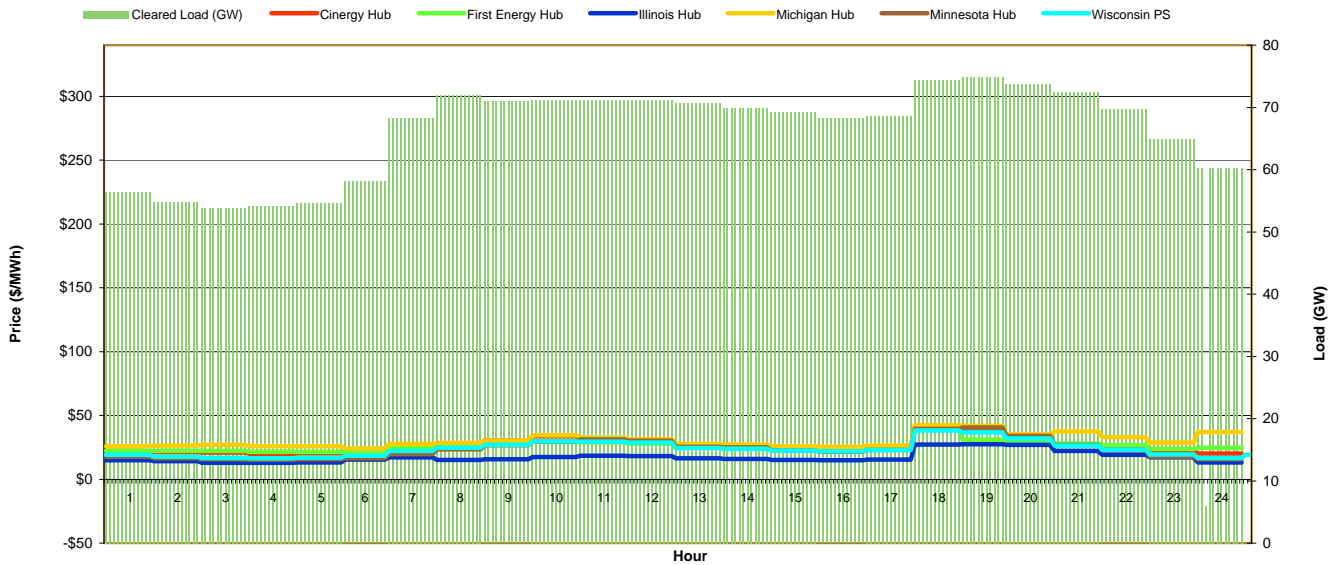
MISO Daily Report

Saturday November 20, 2010

Price	<=0	>=100	>=200
Forecast Error %	0-4.9%	5-9.9%	>=10%

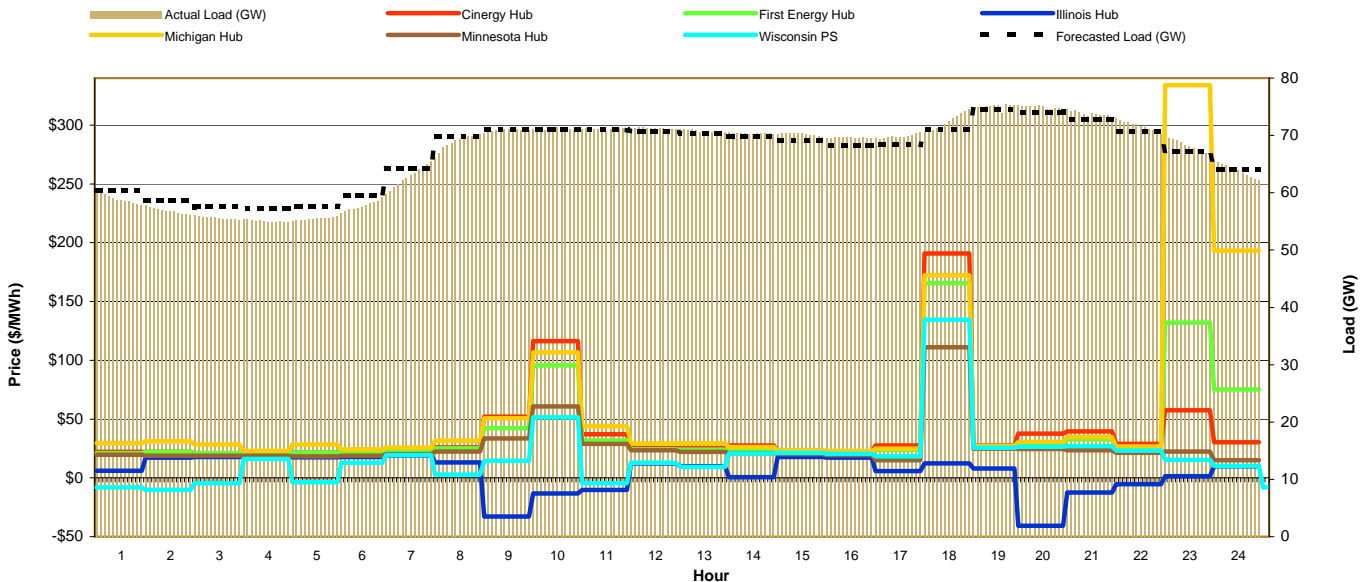
Day-Ahead Prices and Cleared Load

Hour Ending:	1	2	3	4	5	6	7	8	9	10	11	12	13	14	15	16	17	18	19	20	21	22	23	24	Avg. Hr \$			
																									All	On Pk		
Cinergy Hub	21.98	21.11	20.90	20.00	20.14	21.17	25.42	26.69	30.48	33.60	31.61	30.22	25.38	24.93	23.31	22.71	23.65	41.87	37.35	31.71	27.43	24.15	22.05	20.27	26.17	28.57		
First Energy Hub	22.51	22.26	22.20	21.42	21.48	21.62	25.39	26.34	28.11	29.42	29.00	28.03	25.52	25.01	23.63	23.04	24.07	40.78	30.99	29.12	28.04	26.62	23.81	24.80	26.97	27.60		
Illinois Hub	15.00	14.24	12.80	12.84	13.13	15.36	17.12	15.06	15.77	17.52	18.48	18.19	16.32	15.91	15.19	14.81	15.41	27.17	27.47	26.95	22.13	19.20	17.21	13.11	17.35	18.92		
Michigan Hub	25.94	26.57	26.96	26.05	26.07	24.28	27.67	28.42	30.46	34.51	32.80	31.50	27.74	27.15	25.97	25.36	26.56	42.59	42.03	35.26	37.59	32.94	28.73	37.03	30.42	31.85		
Minnesota Hub	17.55	16.39	15.69	15.42	15.72	16.39	19.70	23.55	26.62	29.77	31.17	30.09	25.35	25.03	22.49	21.65	23.05	39.49	40.44	33.95	27.01	22.76	17.62	15.63	23.86	27.50		
Wisconsin PS	19.28	17.74	16.80	16.45	16.87	18.38	22.09	24.70	26.91	29.63	29.37	28.65	24.53	24.03	22.56	21.95	23.02	38.22	36.85	32.08	26.34	23.21	19.46	16.76	23.99	26.97		
Cleared Load (GW)	56.3	54.8	53.8	54.1	54.6	58.1	68.3	72.0	71.0	71.2	71.1	71.3	70.7	69.9	69.2	68.3	68.6	74.4	74.9	73.7	72.5	69.7	65.0	6.0				



Preliminary Real-Time Prices with Forecasted and Actual System Load

Hour Ending:	1	2	3	4	5	6	7	8	9	10	11	12	13	14	15	16	17	18	19	20	21	22	23	24	Avg. Hr \$			
																									All	On Pk		
Cinergy Hub	22.25	22.25	20.98	21.07	21.48	21.78	24.21	26.03	52.14	116.21	36.99	25.32	25.45	27.50	22.94	22.35	27.52	190.83	27.54	37.62	39.60	28.85	57.45	30.35	39.53	47.77		
First Energy Hub	20.92	22.11	21.11	21.22	21.50	21.68	24.14	25.10	42.20	95.61	31.90	24.20	23.94	24.39	22.41	21.81	23.66	165.56	25.78	28.80	32.69	25.19	132.02	75.13	40.54	46.58		
Illinois Hub	6.16	17.25	17.76	17.93	17.38	17.68	19.13	13.04	-32.84	-13.39	-10.31	12.36	9.88	0.60	17.79	17.12	5.84	12.20	7.87	-40.67	-12.52	-5.37	1.33	9.94	4.42	-1.07		
Michigan Hub	29.34	31.04	28.25	22.86	28.33	24.23	25.66	31.60	50.77	106.88	43.92	29.07	29.36	26.22	23.55	22.67	24.78	172.29	27.18	30.43	34.51	26.69	333.92	193.30	58.21	63.38		
Minnesota Hub	19.54	18.99	18.84	18.86	18.37	18.95	20.09	22.35	33.59	60.70	28.80	23.47	22.12	20.99	20.09	19.45	15.05	111.02	24.96	24.49	23.39	21.44	22.34	15.10	26.79	30.89		
Wisconsin PS	-8.19	-10.14	-4.44	16.20	-3.85	12.80	19.39	2.93	14.61	51.59	-4.59	12.97	9.39	20.83	21.22	20.59	18.20	134.65	25.64	26.52	27.00	23.19	15.24	10.06	18.82	26.25		
Forecasted Load (GW)	60.4	58.6	57.6	57.2	57.7	59.5	64.3	69.9	71.0	71.0	71.0	70.7	70.4	69.8	69.0	68.2	68.3	71.1	74.5	74.0	72.8	70.7	67.2	64.0				
Forecast Error %	-11.5%	-3.4%	-3.7%	-4.2%	-3.9%	-2.8%	-1.7%	-1.0%	-0.2%	0.1%	0.2%	0.7%	0.3%	0.7%	1.5%	1.9%	2.2%	2.2%	0.6%	1.0%	1.1%	0.9%	0.9%	-9.6%				





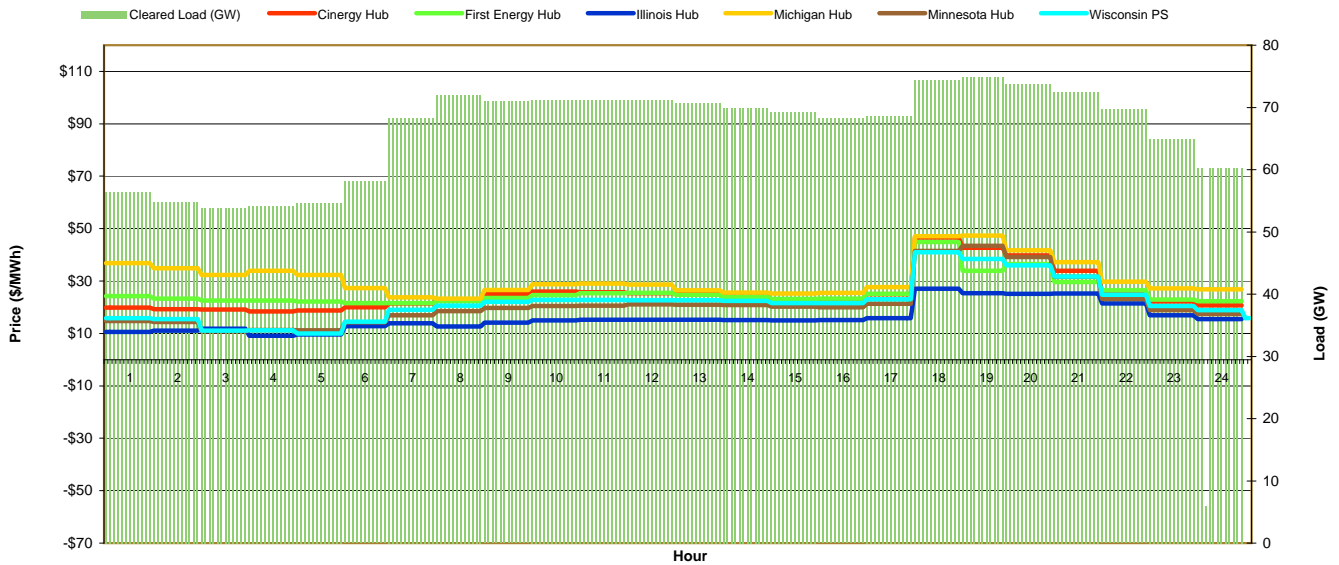
MISO Daily Report

Sunday November 21, 2010

Price	<=0	>=100	>=200
Forecast Error %	0-4.9%	5-9.9%	>=10%

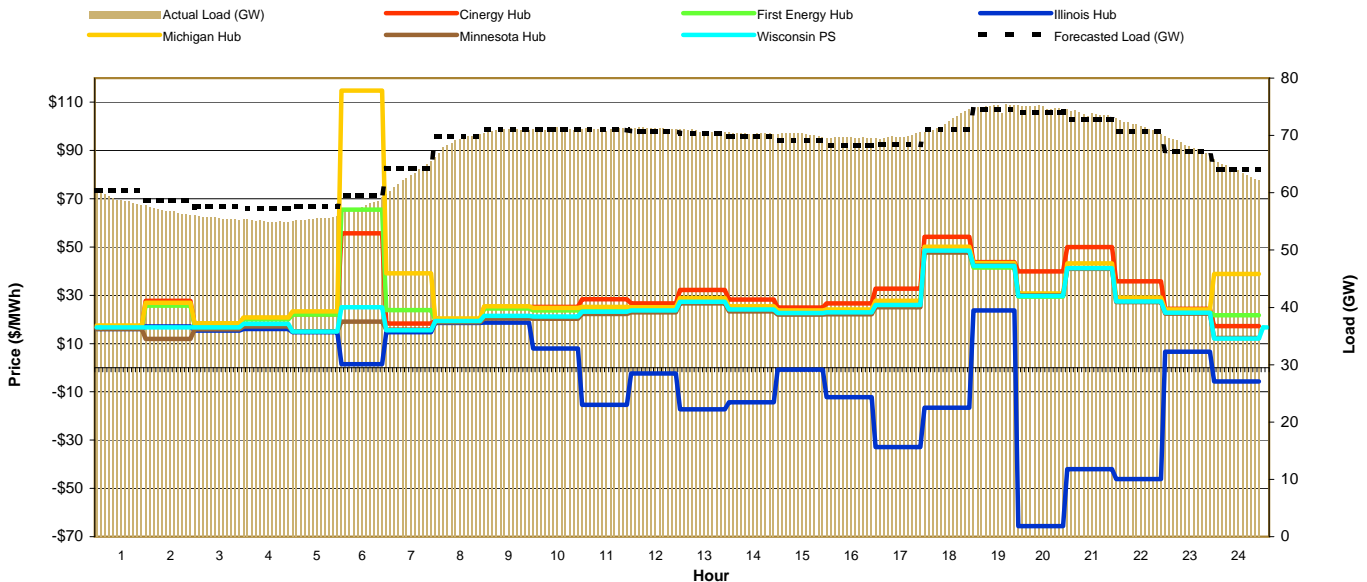
Day-Ahead Prices and Cleared Load

Hour Ending:																									Avg. Hr \$	
	1	2	3	4	5	6	7	8	9	10	11	12	13	14	15	16	17	18	19	20	21	22	23	24	All	On Pk
Cinergy Hub	19.89	19.28	19.13	18.42	18.74	19.98	21.50	23.07	25.07	26.00	25.71	25.42	25.14	24.01	22.96	23.07	24.97	46.58	42.65	39.78	33.93	25.29	22.16	20.72	25.56	28.49
First Energy Hub	24.24	23.34	22.57	22.53	22.25	21.64	21.63	23.07	23.53	24.67	25.35	25.47	24.81	23.87	23.15	23.25	25.14	44.87	33.96	36.42	29.62	26.50	22.97	22.26	25.68	27.24
Illinois Hub	10.54	11.02	11.83	9.14	9.62	12.74	13.87	12.66	14.08	15.04	15.24	15.27	15.18	15.06	15.00	15.12	15.83	27.07	25.34	25.08	25.30	21.51	16.92	15.44	16.00	18.11
Michigan Hub	36.81	34.91	32.38	33.87	32.30	27.34	23.74	23.28	26.54	28.81	28.99	28.66	26.49	25.61	25.29	25.45	27.73	47.11	47.34	41.67	37.24	29.73	27.16	26.84	31.05	31.07
Minnesota Hub	14.69	14.43	10.79	11.27	11.25	14.20	17.00	18.57	19.73	20.45	20.56	21.04	20.94	20.83	20.18	20.02	21.32	41.49	43.46	39.15	31.61	23.15	18.86	17.39	21.35	25.09
Wisconsin PS	15.85	15.50	11.08	11.19	9.98	14.56	19.08	20.66	22.06	22.80	22.77	22.70	22.74	22.43	21.63	21.59	23.07	40.99	38.49	36.00	31.68	24.70	20.48	18.85	22.12	25.92
Cleared Load (GW)	56.3	54.8	53.8	54.1	54.6	58.1	68.3	72.0	71.0	71.2	71.1	71.3	70.7	69.9	69.2	68.3	68.6	74.4	74.9	73.7	72.5	69.7	65.0	6.0		



Preliminary Real-Time Prices with Forecasted and Actual System Load

Hour Ending:																									Avg. Hr \$	
	1	2	3	4	5	6	7	8	9	10	11	12	13	14	15	16	17	18	19	20	21	22	23	24	All	On Pk
Cinergy Hub	16.60	27.75	17.88	20.58	22.10	55.69	18.35	19.62	25.03	25.21	28.36	26.61	32.26	28.26	24.93	26.68	32.70	54.18	43.79	39.92	50.00	35.79	24.45	17.20	29.75	32.36
First Energy Hub	16.68	25.74	17.65	20.02	21.99	65.51	23.88	19.78	24.49	23.73	24.12	23.99	27.50	24.20	22.65	22.99	26.23	47.96	41.49	29.40	41.18	27.66	23.09	21.71	27.65	28.15
Illinois Hub	16.03	17.09	15.37	16.02	14.72	1.50	14.79	18.55	18.65	7.90	-15.38	-2.41	-17.21	-14.27	-0.77	-12.14	-32.84	-16.61	23.77	-65.67	-42.04	-46.09	6.65	-5.72	-4.17	-11.87
Michigan Hub	17.45	26.87	18.41	20.86	23.39	114.87	39.14	20.49	25.50	24.81	25.22	25.13	28.89	25.45	23.79	24.15	27.66	50.15	43.32	30.71	43.26	29.10	24.19	38.90	32.15	29.49
Minnesota Hub	16.01	11.88	15.94	17.17	15.15	19.08	15.78	18.87	20.37	20.25	22.29	22.93	26.61	23.38	21.99	22.12	25.04	47.69	42.35	29.97	40.93	27.13	22.37	12.38	23.24	27.14
Wisconsin PS	16.73	16.74	16.72	18.15	15.05	25.02	15.46	19.37	21.45	21.22	23.19	23.73	27.37	24.08	22.62	22.88	26.05	48.52	42.24	29.67	41.27	27.48	22.85	12.04	24.16	27.75
Forecasted Load (GW)	60.4	58.6	57.6	57.2	57.7	59.5	64.3	69.9	71.0	71.0	71.0	70.7	70.4	69.8	69.0	68.2	68.3	71.1	74.5	74.0	72.8	70.7	67.2	64.0		
Forecast Error %	-11.5%	-3.4%	-3.7%	-4.2%	-3.9%	-2.8%	-1.7%	-1.0%	-0.2%	0.1%	0.2%	0.7%	0.3%	0.7%	1.5%	1.9%	2.2%	2.2%	0.6%	1.0%	1.1%	0.9%	0.9%	-9.6%		





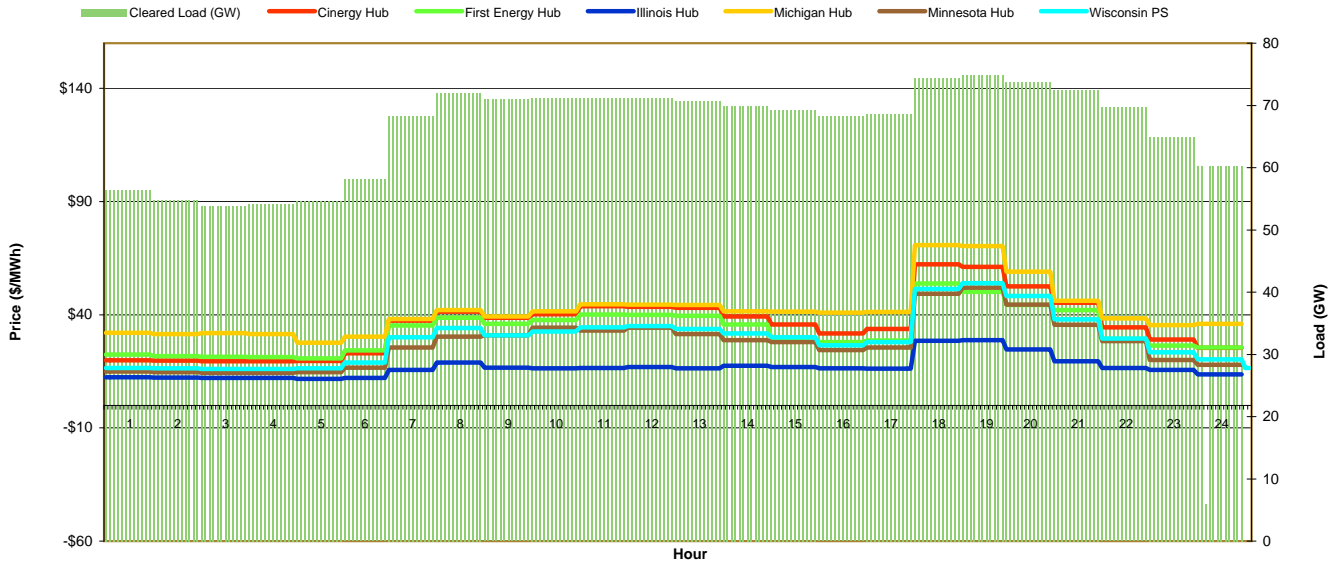
MISO Daily Report

Monday November 22, 2010

Price	<=0	>=100	>=200
Forecast Error %	0-4.9%	5-9.9%	>=10%

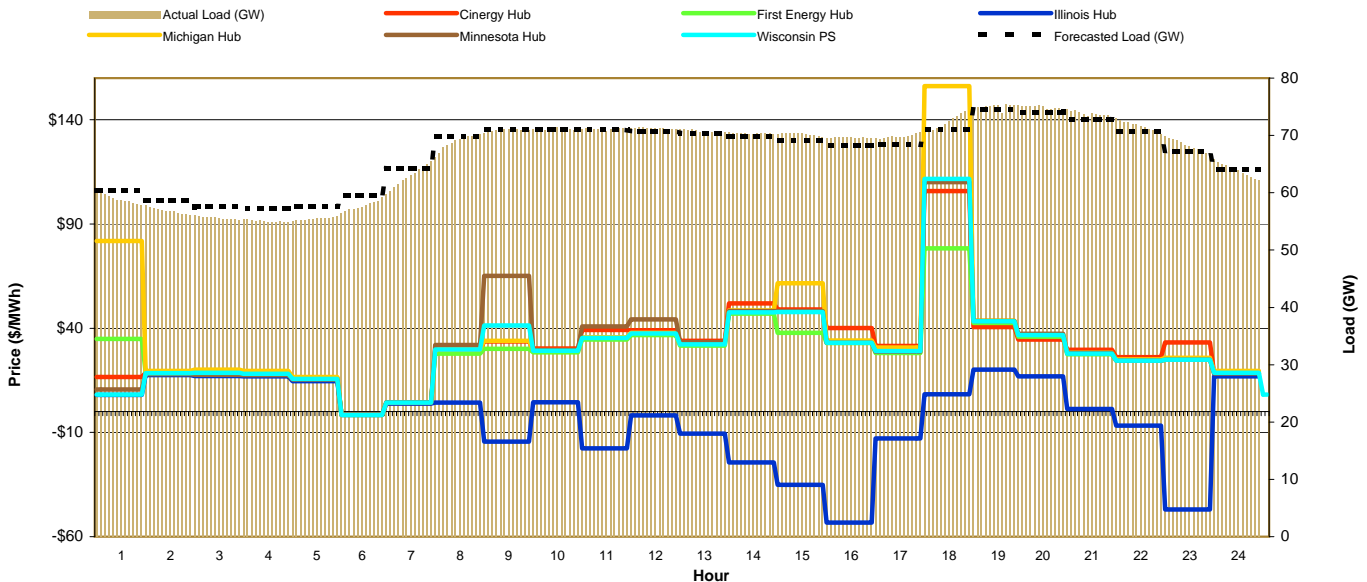
Day-Ahead Prices and Cleared Load

Hour Ending:																									Avg. Hr \$	
	1	2	3	4	5	6	7	8	9	10	11	12	13	14	15	16	17	18	19	20	21	22	23	24	All	On Pk
Cinergy Hub	19.89	19.69	19.46	19.40	19.67	23.00	37.47	41.41	38.72	40.30	43.84	43.49	43.09	39.19	35.79	31.78	33.67	62.33	61.19	52.49	45.30	34.46	29.12	25.35	35.84	42.26
First Energy Hub	22.48	21.74	21.40	21.29	20.76	24.27	35.33	38.62	36.00	37.64	40.15	39.93	39.48	35.69	29.22	27.98	28.66	53.81	50.15	44.37	42.06	29.42	26.32	25.58	33.01	37.47
Illinois Hub	12.40	12.27	12.14	12.15	11.64	12.12	15.62	18.88	16.58	16.28	16.49	16.94	16.35	17.42	16.98	16.38	16.22	28.51	28.80	24.67	19.48	16.56	15.69	13.67	16.84	18.89
Michigan Hub	32.05	31.54	31.86	31.45	27.67	30.39	38.14	42.07	39.26	41.49	44.68	44.42	44.30	41.58	41.41	40.98	41.27	70.83	70.34	59.00	46.19	38.36	35.47	36.00	41.70	46.35
Minnesota Hub	15.00	14.67	14.40	14.36	14.64	16.67	25.60	30.33	30.86	34.37	32.99	34.36	31.46	28.82	27.98	24.47	25.49	49.34	51.99	44.52	35.54	28.37	20.01	17.88	27.67	33.18
Wisconsin PS	16.54	16.35	16.11	16.06	16.41	18.89	30.04	34.23	30.97	32.56	34.51	34.99	33.72	31.80	30.05	26.51	28.00	51.44	53.91	48.33	37.93	29.44	23.38	20.33	29.69	35.11
Cleared Load (GW)	56.3	54.8	53.8	54.1	54.6	58.1	68.3	72.0	71.0	71.2	71.1	71.3	70.7	69.9	69.2	68.3	68.6	74.4	74.9	73.7	72.5	69.7	65.0	6.0		



Preliminary Real-Time Prices with Forecasted and Actual System Load

Hour Ending:																									Avg. Hr \$	
	1	2	3	4	5	6	7	8	9	10	11	12	13	14	15	16	17	18	19	20	21	22	23	24	All	On Pk
Cinergy Hub	16.66	18.61	19.59	18.87	16.11	-1.43	4.06	29.76	33.62	30.26	39.23	39.06	33.91	51.95	48.95	40.16	31.49	105.83	40.57	34.57	29.72	26.14	33.13	18.47	31.64	40.52
First Energy Hub	34.84	18.79	19.52	18.92	16.20	-1.45	4.15	27.78	30.11	28.43	34.52	36.65	31.70	47.03	37.81	32.88	28.12	78.32	42.57	35.93	27.47	24.37	24.97	18.65	29.10	35.54
Illinois Hub	7.98	17.54	17.02	16.94	14.64	-1.39	3.79	4.32	-14.42	4.45	-17.70	-1.84	-10.58	-24.34	-35.19	-53.32	-12.80	8.38	20.17	16.89	1.31	-6.72	-46.95	16.97	-3.12	-10.52
Michigan Hub	81.91	19.47	20.10	19.47	16.64	-1.48	4.30	29.83	33.91	29.47	35.72	37.84	32.55	48.59	61.52	34.17	30.67	156.16	43.59	36.99	28.25	25.07	25.66	19.48	36.25	43.14
Minnesota Hub	10.55	17.93	17.68	17.56	15.31	-1.67	4.54	32.00	65.06	29.43	40.79	44.24	33.27	48.21	48.20	33.07	28.71	110.17	43.43	37.30	28.07	24.51	24.90	18.31	32.15	41.96
Wisconsin PS	8.18	18.48	18.58	18.22	15.74	-1.60	4.40	29.84	41.29	29.21	35.34	37.55	32.27	47.59	47.79	33.03	29.02	111.71	43.27	36.72	27.80	24.43	24.88	18.57	30.51	39.48
Forecasted Load (GW)	60.4	58.6	57.6	57.2	57.7	59.5	64.3	69.9	71.0	71.0	71.0	70.7	70.4	69.8	69.0	68.2	68.3	71.1	74.5	74.0	72.8	70.7	67.2	64.0		
Forecast Error %	-11.5%	-3.4%	-3.7%	-4.2%	-3.9%	-2.8%	-1.7%	-1.0%	-0.2%	0.1%	0.2%	0.7%	0.3%	0.7%	1.5%	1.9%	2.2%	2.2%	0.6%	1.0%	1.1%	0.9%	0.9%	-9.6%		





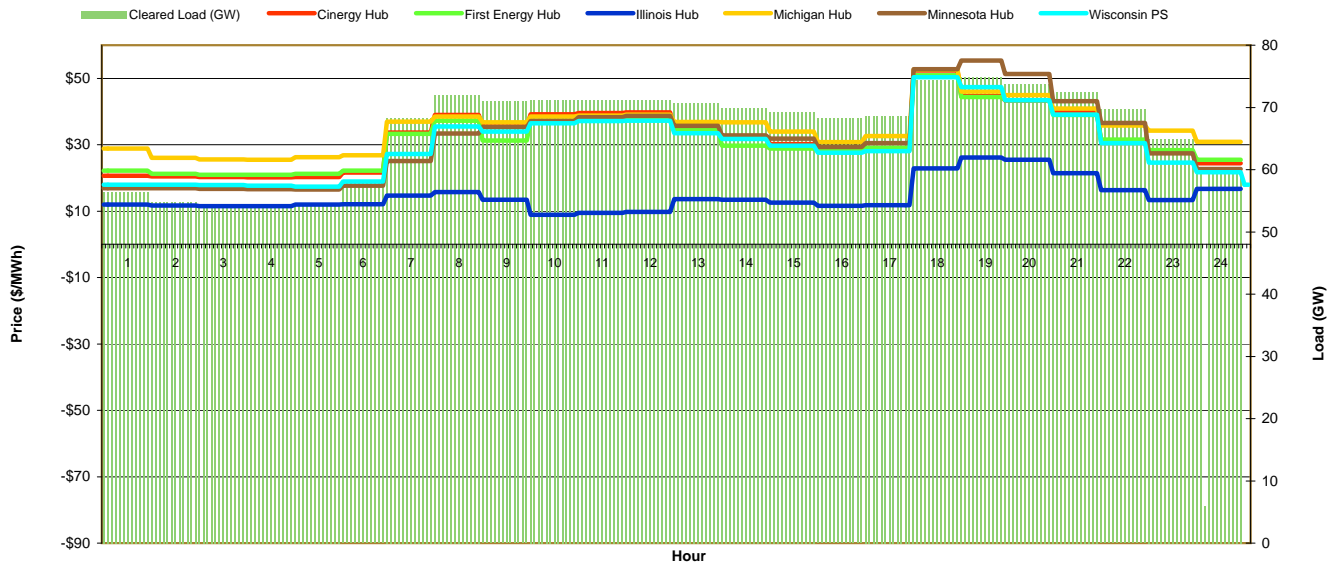
MISO Daily Report

Tuesday November 23, 2010

Price	<=0	>=100	>=200
Forecast Error %	0-4.9%	5-9.9%	>=10%

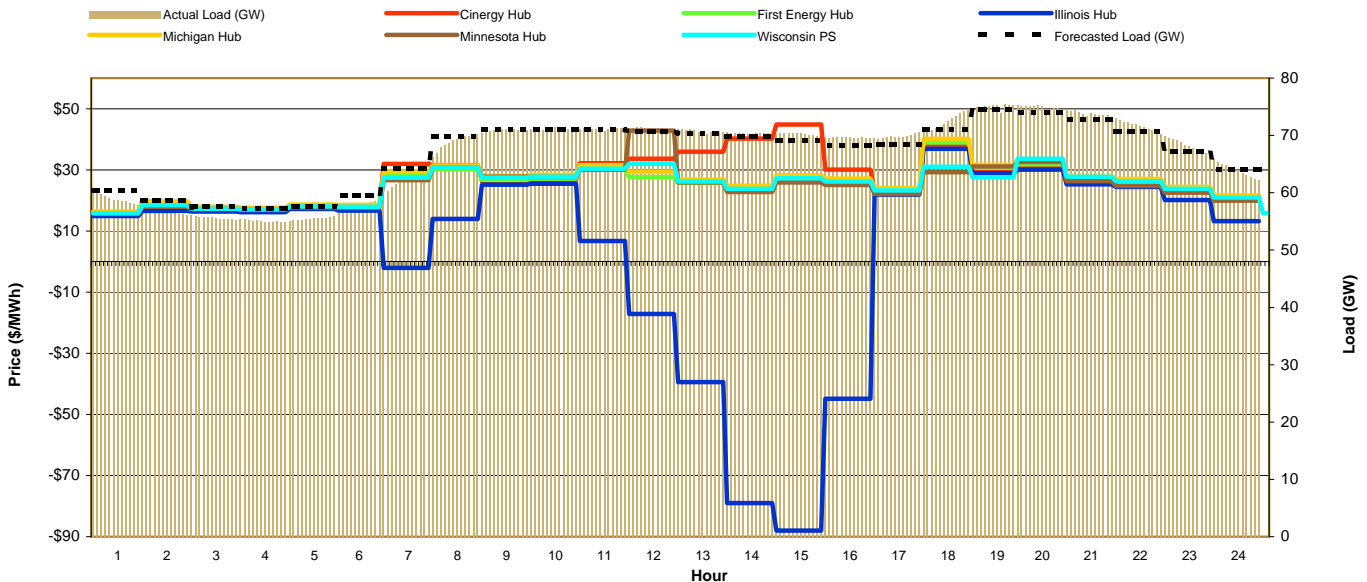
Day-Ahead Prices and Cleared Load

Hour Ending:																									Avg. Hr \$	
	1	2	3	4	5	6	7	8	9	10	11	12	13	14	15	16	17	18	19	20	21	22	23	24	All	On Pk
Cinergy Hub	20.66	20.45	20.25	20.18	20.28	21.65	33.65	39.00	35.52	39.15	39.52	39.79	34.87	32.61	30.20	27.93	28.46	52.38	44.63	43.31	39.73	30.79	27.87	24.38	31.97	36.61
First Energy Hub	22.23	21.28	20.99	20.93	21.24	22.24	33.28	37.24	31.25	37.23	37.64	37.88	34.56	29.74	28.88	28.24	29.10	50.90	44.34	43.46	38.97	31.60	28.42	25.47	31.55	35.59
Illinois Hub	12.02	11.75	11.53	11.52	11.95	12.06	14.66	15.71	13.47	8.88	9.50	9.82	13.65	13.48	12.55	11.64	11.83	22.86	26.18	25.49	21.41	16.34	13.38	16.67	14.51	15.39
Michigan Hub	28.87	26.07	25.57	25.48	26.25	26.82	36.98	38.54	36.77	38.54	38.81	39.06	36.83	36.80	33.93	30.75	32.65	52.67	46.03	44.92	40.94	35.76	34.27	30.92	35.18	38.58
Minnesota Hub	16.91	16.88	16.72	16.63	16.50	17.67	25.11	33.44	35.30	37.16	38.35	38.72	35.69	32.82	31.84	29.38	30.47	52.77	55.37	51.28	43.13	36.59	27.37	22.66	31.62	38.11
Wisconsin PS	17.93	18.00	17.84	17.68	17.44	18.97	27.20	35.48	34.00	36.50	37.15	37.29	33.50	31.74	29.75	27.60	28.14	50.35	47.41	43.39	39.08	30.52	24.62	21.74	30.14	35.40
Cleared Load (GW)	56.3	54.8	53.8	54.1	54.6	58.1	68.3	72.0	71.0	71.2	71.1	71.3	70.7	69.9	69.2	68.3	68.6	74.4	74.9	73.7	72.5	69.7	65.0	6.0		



Preliminary Real-Time Prices with Forecasted and Actual System Load

Hour Ending:																									Avg. Hr \$	
	1	2	3	4	5	6	7	8	9	10	11	12	13	14	15	16	17	18	19	20	21	22	23	24	All	On Pk
Cinergy Hub	15.55	19.16	17.13	16.89	17.93	17.94	31.99	31.53	26.29	26.55	32.13	33.57	35.90	40.20	44.84	30.05	22.64	38.19	30.10	31.31	26.37	25.49	23.44	21.38	27.36	31.16
First Energy Hub	15.73	19.07	17.38	17.11	18.14	18.04	28.55	30.14	26.70	27.16	30.17	27.64	25.63	23.70	26.90	26.02	23.10	38.99	30.69	31.85	26.80	25.91	23.51	20.84	24.99	27.81
Illinois Hub	14.92	16.53	16.39	16.19	17.22	16.70	-2.12	13.94	25.18	25.47	6.73	-17.11	-39.49	-78.96	-88.00	-44.92	21.87	36.84	28.87	30.04	25.29	24.38	20.07	13.19	4.13	-0.61
Michigan Hub	16.37	19.67	17.88	17.56	18.67	18.52	29.43	31.41	27.91	28.44	31.49	29.31	26.82	24.86	28.19	27.08	24.00	40.06	31.65	33.05	27.93	27.04	24.44	21.59	25.97	28.98
Minnesota Hub	15.61	17.91	17.19	16.94	17.76	17.58	26.64	30.66	27.72	27.70	30.09	42.83	25.87	22.73	25.85	25.00	22.13	29.21	31.11	32.60	26.31	24.76	22.48	19.93	24.86	27.94
Wisconsin PS	15.80	18.45	17.33	17.06	18.07	17.89	27.50	30.69	27.48	27.75	30.37	31.90	26.20	23.82	27.20	26.20	23.28	30.98	27.59	33.58	27.76	26.33	23.76	21.00	24.91	27.80
Forecasted Load (GW)	60.4	58.6	57.6	57.2	57.7	59.5	64.3	69.9	71.0	71.0	71.0	70.7	70.4	69.8	69.0	68.2	68.3	71.1	74.5	74.0	72.8	70.7	67.2	64.0		
Forecast Error %	-11.5%	-3.4%	-3.7%	-4.2%	-3.9%	-2.8%	-1.7%	-1.0%	-0.2%	0.1%	0.2%	0.7%	0.3%	0.7%	1.5%	1.9%	2.2%	2.2%	0.6%	1.0%	1.1%	0.9%	0.9%	-9.6%		





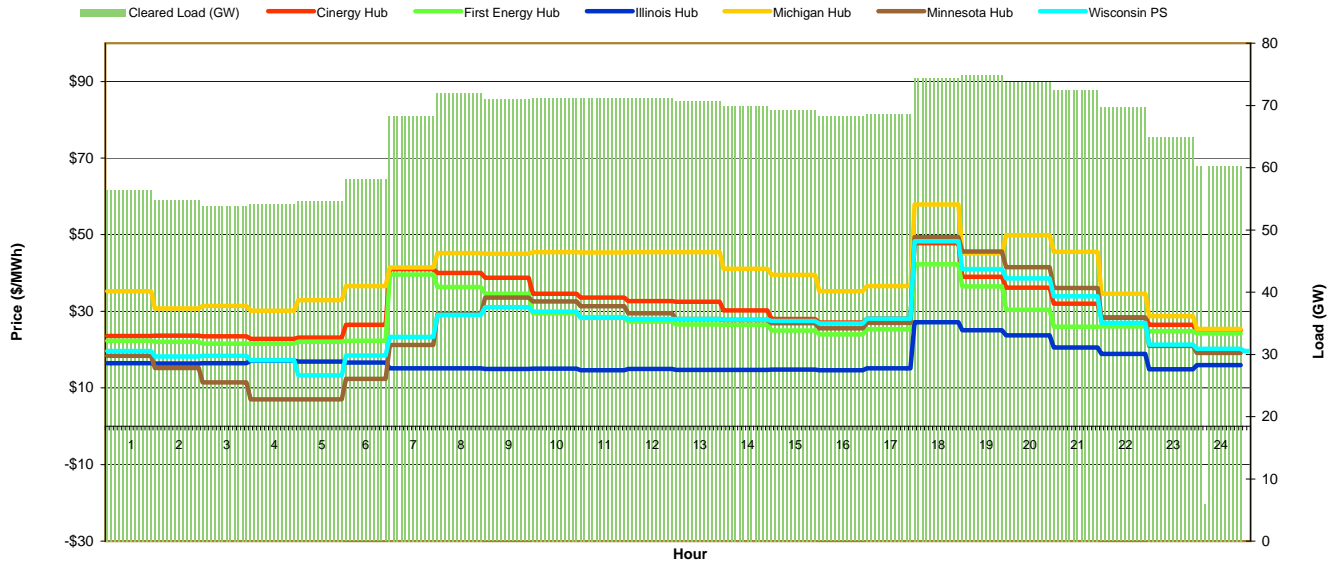
MISO Daily Report

Wednesday November 24, 2010

Price	<=0	>=100	>=200
Forecast Error %	0-4.9%	5-9.9%	>=10%

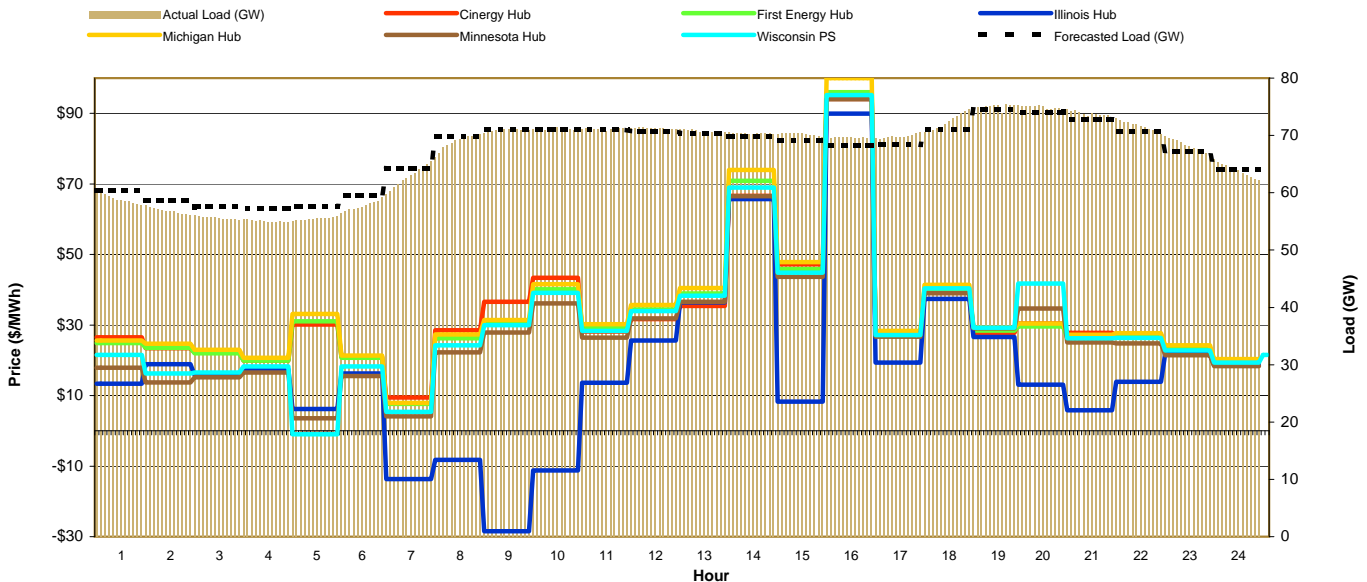
Day-Ahead Prices and Cleared Load

Hour Ending:																									Avg. Hr \$	
	1	2	3	4	5	6	7	8	9	10	11	12	13	14	15	16	17	18	19	20	21	22	23	24	All	On Pk
Cinergy Hub	23.59	23.62	23.47	22.83	23.12	26.50	41.00	39.99	38.80	34.62	33.54	32.69	32.49	30.26	27.96	27.07	28.09	47.78	39.04	36.18	32.00	28.40	26.48	25.04	31.02	33.46
First Energy Hub	22.26	22.05	21.56	21.59	22.03	22.32	39.62	36.30	34.57	29.45	28.46	27.29	26.59	26.49	24.97	23.95	25.27	42.29	36.47	30.39	26.01	26.04	24.83	24.19	27.71	29.34
Illinois Hub	16.43	16.40	16.49	17.12	16.85	16.59	15.10	15.15	14.95	15.07	14.64	14.96	14.69	14.73	14.78	14.62	15.13	27.12	25.07	23.69	20.55	18.87	14.87	15.96	17.08	17.43
Michigan Hub	35.26	30.78	31.44	30.15	32.87	36.59	41.42	45.16	45.03	45.44	45.36	45.42	45.47	41.14	39.48	35.28	36.61	57.87	45.13	49.91	45.55	34.58	28.73	25.40	39.59	42.89
Minnesota Hub	18.40	15.19	11.43	7.00	7.00	12.35	21.25	29.34	33.59	32.59	31.31	29.51	27.99	27.69	26.86	25.55	26.96	49.36	45.62	41.50	36.07	28.34	20.95	19.11	26.04	32.08
Wisconsin PS	19.64	18.19	18.38	17.17	13.27	18.49	23.28	29.08	31.06	29.92	28.34	27.98	28.00	27.78	27.45	26.79	28.08	48.30	41.00	38.62	33.93	26.96	21.30	20.21	26.80	30.91
Cleared Load (GW)	56.3	54.8	53.8	54.1	54.6	58.1	68.3	72.0	71.0	71.2	71.1	71.3	70.7	69.9	69.2	68.3	68.6	74.4	74.9	73.7	72.5	69.7	65.0	6.0		



Preliminary Real-Time Prices with Forecasted and Actual System Load

Hour Ending:																									Avg. Hr \$	
	1	2	3	4	5	6	7	8	9	10	11	12	13	14	15	16	17	18	19	20	21	22	23	24	All	On Pk
Cinergy Hub	26.52	23.43	22.14	19.85	30.12	21.02	9.48	28.54	36.59	43.36	28.11	31.70	35.43	66.63	47.24	94.09	27.40	39.12	27.77	30.45	27.83	27.17	22.78	19.28	32.75	38.39
First Energy Hub	24.84	23.56	22.02	19.93	31.02	20.73	7.69	26.28	30.22	40.10	29.18	34.41	38.98	70.91	45.84	96.04	27.29	40.17	28.46	29.56	26.33	26.60	23.37	19.72	32.64	38.36
Illinois Hub	13.34	18.91	15.80	17.41	6.18	16.23	-13.65	-8.24	-28.45	-11.19	13.66	25.60	36.39	65.75	8.32	89.89	19.36	37.43	26.64	13.12	5.86	13.92	21.78	18.52	17.61	20.62
Michigan Hub	25.57	24.72	23.01	20.74	33.17	21.31	7.93	27.35	31.40	41.60	30.27	35.66	40.49	73.95	47.87	99.99	28.35	41.38	29.26	30.45	27.25	27.67	24.24	20.36	33.92	39.82
Minnesota Hub	17.86	13.76	15.16	16.54	3.61	15.55	4.13	22.21	27.86	36.12	26.39	31.91	36.59	66.55	43.65	93.97	26.74	39.04	29.05	34.71	25.10	24.82	21.45	18.34	28.80	36.64
Wisconsin PS	21.49	16.30	16.55	18.27	-0.98	18.31	5.42	24.22	29.96	39.17	28.37	33.92	38.28	68.95	44.88	95.20	27.12	40.37	29.25	41.76	26.23	26.30	22.84	19.33	30.48	38.55
Forecasted Load (GW)	60.4	58.6	57.6	57.2	57.7	59.5	64.3	69.9	71.0	71.0	71.0	70.7	70.4	69.8	69.0	68.2	68.3	71.1	74.5	74.0	72.8	70.7	67.2	64.0		
Forecast Error %	-11.5%	-3.4%	-3.7%	-4.2%	-3.9%	-2.8%	-1.7%	-1.0%	-0.2%	0.1%	0.2%	0.7%	0.3%	0.7%	1.5%	1.9%	2.2%	2.2%	0.6%	1.0%	1.1%	0.9%	0.9%	-9.6%		





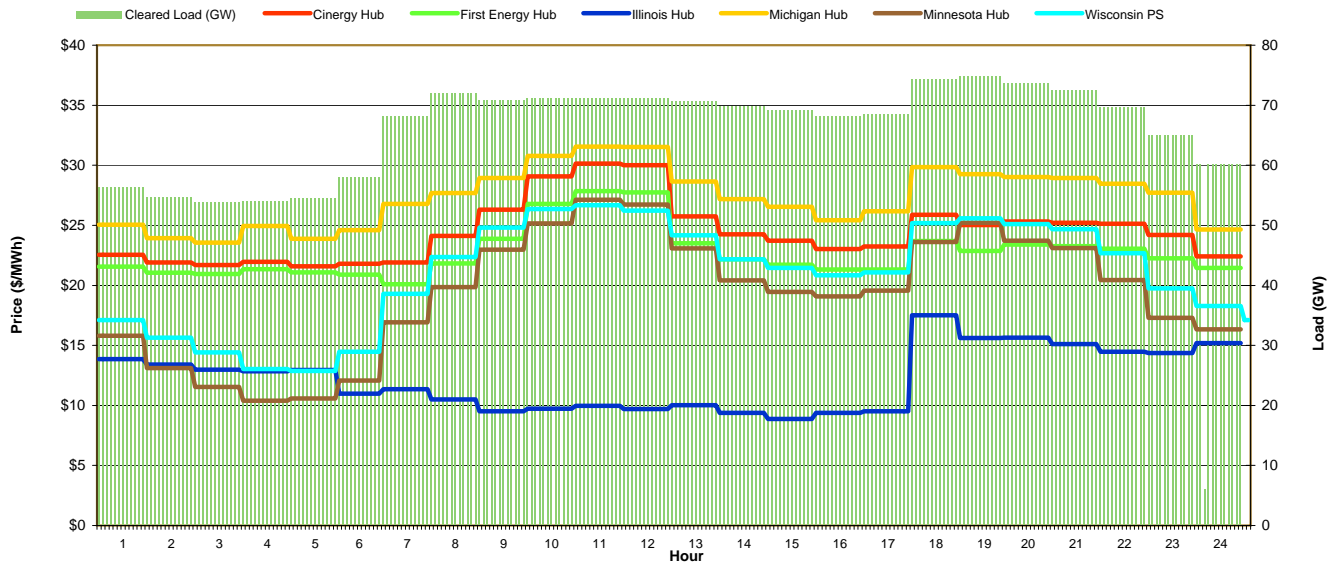
MISO Daily Report

Thursday November 25, 2010

Price	<=0	>=100	>=200
Forecast Error %	0-4.9%	5-9.9%	>=10%

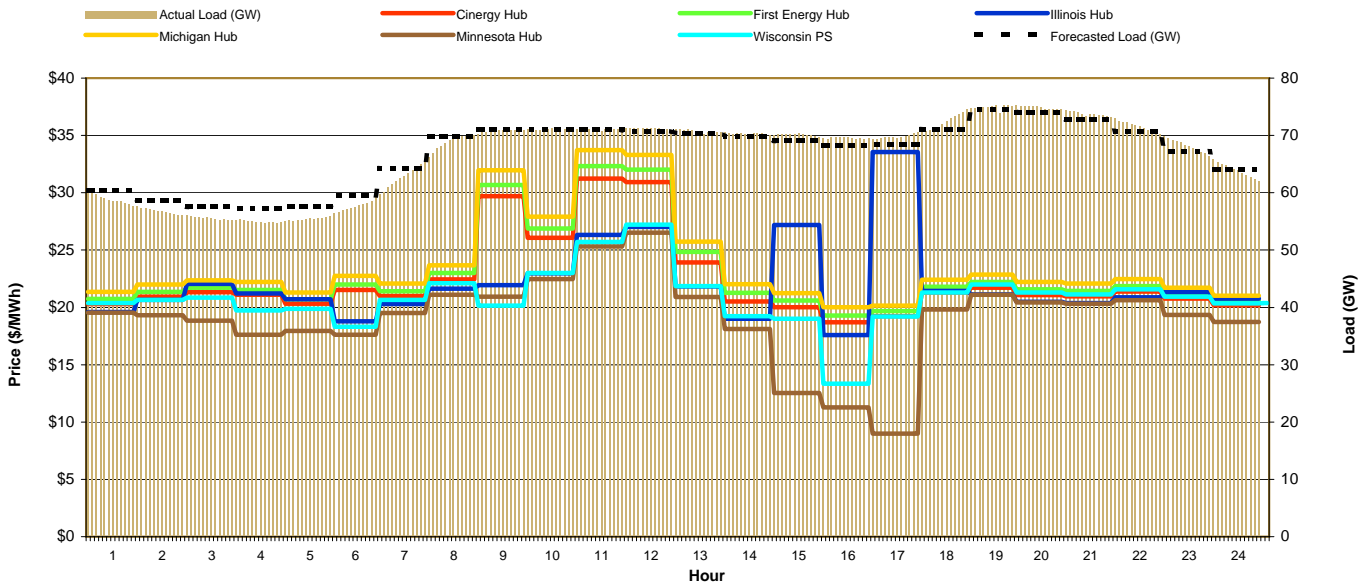
Day-Ahead Prices and Cleared Load

Hour Ending:																									Avg. Hr \$	
	1	2	3	4	5	6	7	8	9	10	11	12	13	14	15	16	17	18	19	20	21	22	23	24	All	On Pk
Cinergy Hub	22.55	21.90	21.68	21.95	21.58	21.81	21.91	24.11	26.31	29.07	30.13	30.01	25.73	24.26	23.73	23.02	23.24	25.88	25.01	25.32	25.21	25.14	24.19	22.41	24.42	25.65
First Energy Hub	21.55	21.04	20.95	21.35	21.08	20.89	20.10	21.83	23.89	26.77	27.86	27.74	23.51	22.16	21.71	21.32	21.32	23.70	22.86	23.39	23.26	23.04	22.26	21.46	22.71	23.54
Illinois Hub	13.87	13.40	12.99	12.85	12.96	10.97	11.34	10.51	9.51	9.72	9.98	9.71	10.02	9.39	8.87	9.38	9.51	17.51	15.61	15.65	15.11	14.46	14.36	15.19	12.20	11.83
Michigan Hub	25.04	23.93	23.57	24.95	23.87	24.60	26.78	27.70	28.95	30.77	31.54	31.52	28.66	27.19	26.53	25.41	26.16	29.85	29.25	29.02	28.95	28.45	27.71	24.64	27.29	28.60
Minnesota Hub	15.80	13.12	11.53	10.40	10.57	12.08	16.92	19.85	22.96	25.15	27.13	26.72	23.08	20.41	19.45	19.08	19.55	23.61	25.22	23.72	23.10	20.45	17.29	16.33	19.31	22.30
Wisconsin PS	17.10	15.66	14.41	13.04	12.88	14.47	19.29	22.36	24.80	26.37	26.67	26.24	24.18	22.17	21.47	20.85	21.08	25.19	25.59	25.10	24.67	22.68	19.74	18.27	21.01	23.69
Cleared Load (GW)	56.3	54.8	53.8	54.1	54.6	58.1	68.3	72.0	71.0	71.2	71.1	71.3	70.7	69.9	69.2	68.3	68.6	74.4	74.9	73.7	72.5	69.7	65.0	6.0		



Preliminary Real-Time Prices with Forecasted and Actual System Load

Hour Ending:																									Avg. Hr \$	
	1	2	3	4	5	6	7	8	9	10	11	12	13	14	15	16	17	18	19	20	21	22	23	24	All	On Pk
Cinergy Hub	20.30	20.94	21.32	21.11	20.32	21.52	20.99	22.45	29.70	26.06	31.24	30.92	23.93	20.51	20.02	18.70	19.23	21.29	21.71	21.08	20.95	21.38	20.77	20.17	22.36	23.12
First Energy Hub	20.73	21.36	21.72	21.51	20.70	22.00	21.42	23.01	30.69	26.89	32.32	32.03	24.83	21.26	20.61	19.30	19.68	21.81	22.21	21.58	21.43	21.86	21.21	20.54	22.95	23.80
Illinois Hub	19.60	20.66	22.04	21.21	20.70	18.78	20.29	21.64	21.95	22.97	26.33	27.02	21.83	19.00	27.19	17.58	33.54	21.45	21.13	20.50	20.38	20.87	21.32	20.78	22.03	22.79
Michigan Hub	21.34	22.00	22.36	22.23	21.31	22.75	22.09	23.66	31.97	27.91	33.73	33.31	25.75	22.01	21.23	20.02	20.14	22.42	22.67	22.21	22.08	22.46	21.73	21.01	23.69	24.59
Minnesota Hub	19.54	19.32	18.85	17.60	17.94	17.62	19.51	21.10	20.93	22.47	25.31	26.52	20.92	18.12	12.54	11.27	8.98	19.81	21.11	20.43	20.33	20.63	19.35	18.73	19.12	19.36
Wisconsin PS	20.38	20.65	20.86	19.74	19.87	18.32	20.66	22.12	20.15	23.00	25.71	27.22	21.85	19.25	19.02	13.34	19.20	21.30	22.00	21.29	21.12	21.57	20.94	20.34	20.83	21.19
Forecasted Load (GW)	60.4	58.6	57.6	57.2	57.7	59.5	64.3	69.9	71.0	71.0	71.0	70.7	70.4	69.8	69.0	68.2	68.3	71.1	74.5	74.0	72.8	70.7	67.2	64.0		
Forecast Error %	-11.5%	-3.4%	-3.7%	-4.2%	-3.9%	-2.8%	-1.7%	-1.0%	-0.2%	0.1%	0.2%	0.7%	0.3%	0.7%	1.5%	1.9%	2.2%	2.2%	2.1%	0.6%	1.0%	1.1%	0.9%	-9.6%		





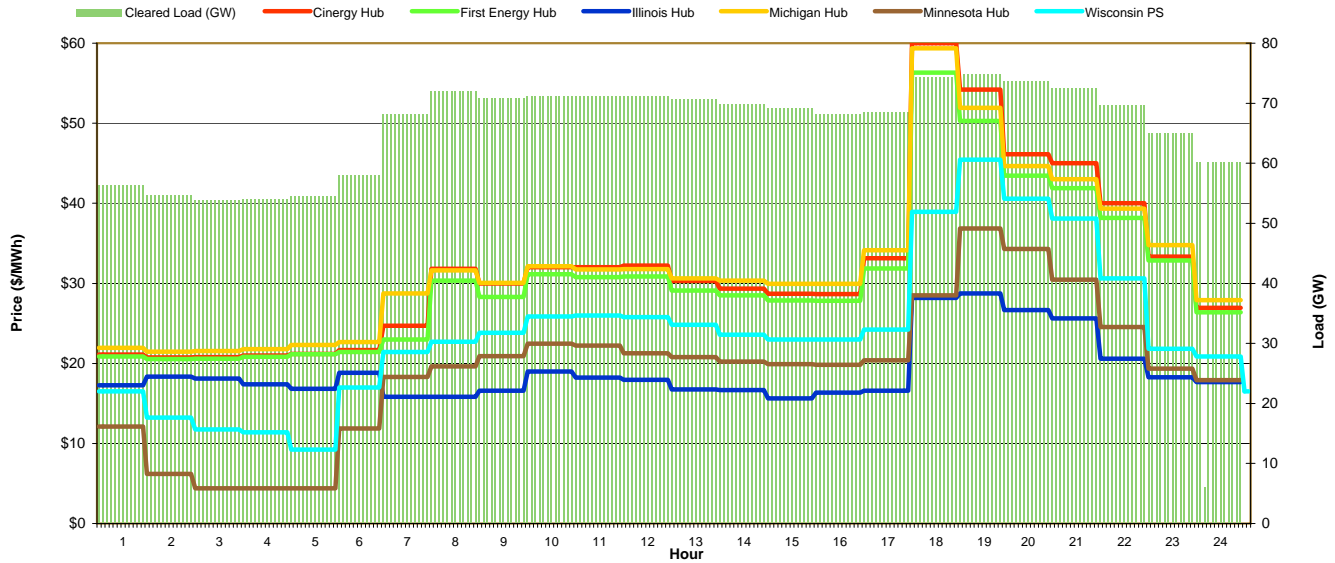
MISO Daily Report

Friday November 26, 2010

Price	<=0	>=100	>=200
Forecast Error %	0-4.9%	5-9.9%	>=10%

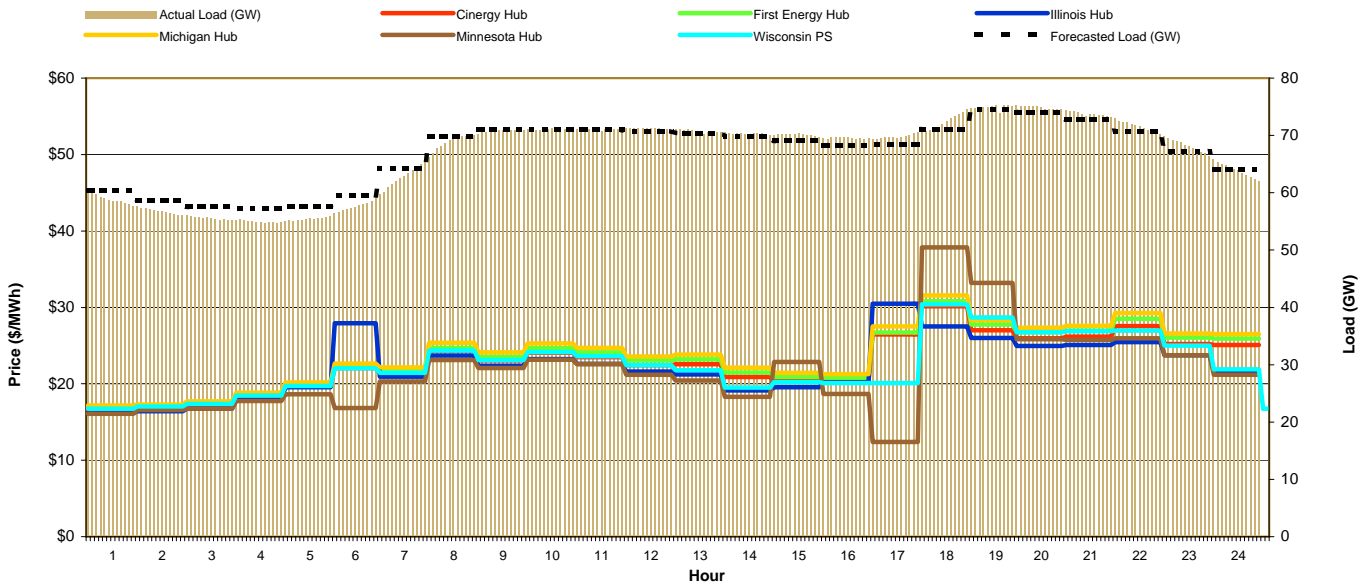
Day-Ahead Prices and Cleared Load

Hour Ending:																									Avg. Hr \$			
	1	2	3	4	5	6	7	8	9	10	11	12	13	14	15	16	17	18	19	20	21	22	23	24	All	On Pk		
Cinergy Hub	21.10	20.75	20.77	20.98	21.20	21.67	24.72	31.82	30.00	32.00	32.23	30.31	29.35	28.71	28.68	33.12	60.00	54.21	46.13	45.00	40.01	33.34	26.93	31.88	36.68			
First Energy Hub	20.87	20.54	20.60	20.82	21.16	21.42	22.99	30.32	28.29	31.13	30.78	30.84	29.10	28.51	27.85	27.84	31.85	56.32	50.30	43.44	41.89	38.17	32.87	26.38	30.60	34.97		
Illinois Hub	17.27	18.36	18.12	17.37	16.84	18.82	15.84	15.82	16.58	18.98	18.24	17.94	16.76	16.65	15.64	16.36	16.60	28.18	28.76	26.67	25.63	20.57	18.26	17.66	19.08	19.85		
Michigan Hub	21.95	21.48	21.54	21.79	22.29	22.67	28.74	31.63	30.06	32.13	31.73	31.77	30.63	30.35	29.93	29.94	34.14	59.36	51.91	44.64	43.00	39.34	34.77	27.92	32.24	36.58		
Minnesota Hub	12.10	6.19	4.41	4.41	4.38	11.89	18.31	19.63	20.90	22.45	22.24	21.28	20.79	20.23	19.89	19.81	20.39	28.51	36.85	34.29	30.44	24.56	19.36	17.91	19.22	23.85		
Wisconsin PS	16.50	13.25	11.76	11.39	9.22	16.99	21.44	22.69	23.83	25.86	25.98	25.80	24.82	23.57	22.99	23.00	24.24	38.92	45.46	40.58	38.11	30.63	21.82	20.87	24.15	28.64		
Cleared Load (GW)	56.3	54.8	53.8	54.1	54.6	58.1	68.3	72.0	71.0	71.2	71.1	71.3	70.7	69.9	69.2	68.3	68.6	74.4	74.9	73.7	72.5	69.7	65.0	6.0				



Preliminary Real-Time Prices with Forecasted and Actual System Load

Hour Ending:																									Avg. Hr \$			
	1	2	3	4	5	6	7	8	9	10	11	12	13	14	15	16	17	18	19	20	21	22	23	24	All	On Pk		
Cinergy Hub	16.59	16.83	17.24	18.42	19.72	22.07	21.45	24.38	23.09	24.08	23.48	22.43	22.56	20.91	20.34	20.29	26.48	30.14	26.99	25.97	26.16	27.57	25.20	25.10	22.81	24.38		
First Energy Hub	16.82	17.03	17.45	18.61	19.92	22.31	21.69	24.71	23.54	24.67	24.11	23.05	23.21	21.50	20.89	20.81	26.73	30.82	27.75	26.76	26.97	28.51	26.06	25.90	23.33	25.01		
Illinois Hub	16.16	16.40	16.74	17.88	19.55	27.91	20.92	23.68	22.37	23.22	22.63	21.60	21.23	19.14	19.54	20.18	30.48	27.49	26.00	24.97	25.08	25.44	23.74	21.65	22.25	23.55		
Michigan Hub	17.16	17.31	17.73	18.86	20.19	22.65	22.16	25.38	24.12	25.28	24.71	23.58	23.83	22.11	21.42	21.28	27.51	31.55	28.36	27.35	27.58	29.26	26.60	26.51	23.85	25.62		
Minnesota Hub	16.07	16.58	16.74	17.75	18.63	16.84	20.31	23.12	22.07	23.15	22.55	21.18	20.45	18.30	22.86	18.67	12.39	37.87	33.21	25.83	25.76	25.98	23.74	21.17	21.72	23.57		
Wisconsin PS	16.76	17.06	17.37	18.47	19.72	22.04	21.43	24.35	23.10	24.16	23.63	22.45	21.79	19.51	20.22	20.10	20.10	30.40	28.68	26.76	26.88	26.97	25.02	21.91	22.45	24.01		
Forecasted Load (GW)	60.4	58.6	57.6	57.2	57.7	59.5	64.3	69.9	71.0	71.0	71.0	70.7	70.4	69.8	69.0	68.2	68.3	71.1	74.5	74.0	72.8	70.7	67.2	64.0				
Forecast Error %	-11.5%	-3.4%	-3.7%	-4.2%	-3.9%	-2.8%	-1.7%	-1.0%	-0.2%	0.1%	0.2%	0.7%	0.3%	0.7%	1.5%	2.2%	2.2%	2.2%	2.1%	1.0%	1.1%	0.9%	0.9%	-9.6%				





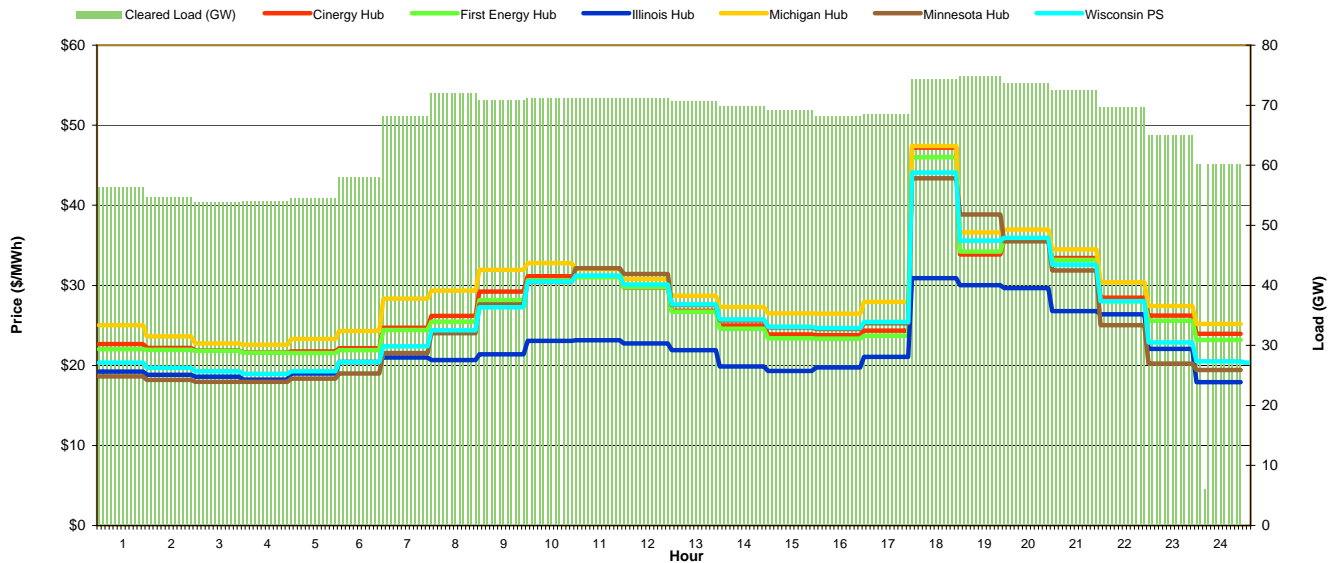
MISO Daily Report

Saturday November 27, 2010

Price	<=0	>=100	>=200
Forecast Error %	0-4.9%	5-9.9%	>=10%

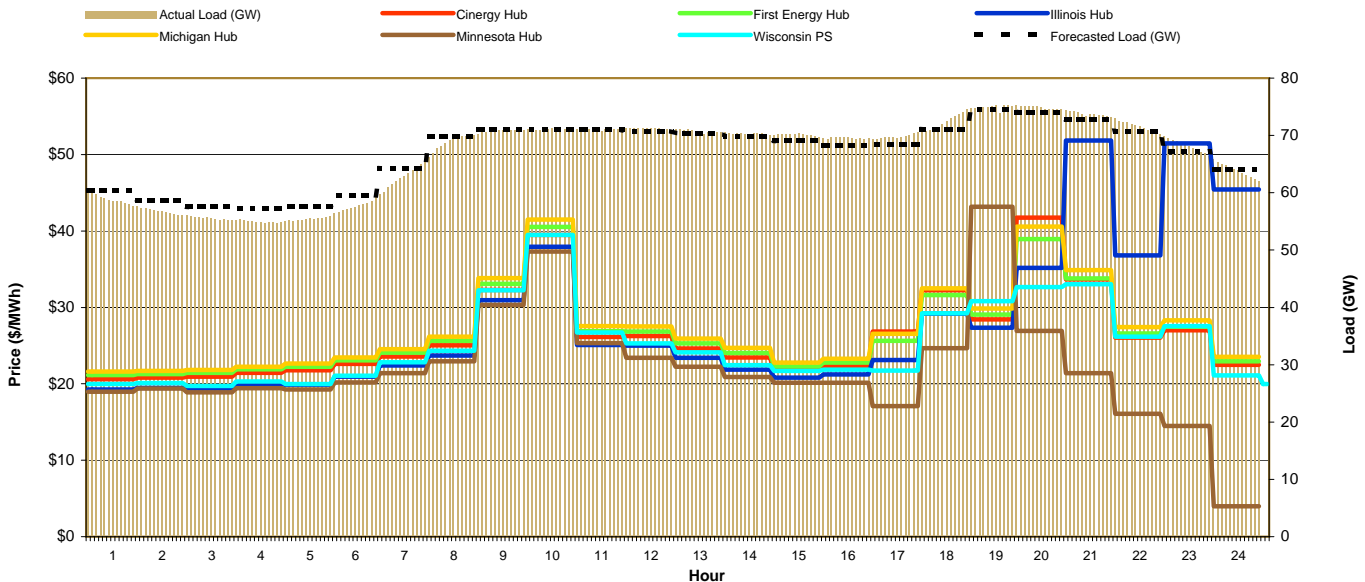
Day-Ahead Prices and Cleared Load

Hour Ending:																									Avg. Hr \$			
	1	2	3	4	5	6	7	8	9	10	11	12	13	14	15	16	17	18	19	20	21	22	23	24	All	On Pk		
Cinergy Hub	22.68	22.17	21.86	21.63	21.76	22.15	24.72	26.17	29.24	31.13	31.09	29.73	26.81	25.00	23.87	23.78	24.34	47.21	33.84	35.64	33.40	28.48	26.24	23.95	27.37	29.75		
First Energy Hub	22.02	21.95	21.81	21.58	21.54	21.92	24.41	25.45	28.13	30.61	31.02	29.80	26.71	24.60	23.40	23.35	23.69	45.99	34.20	35.83	33.17	28.04	25.60	23.19	27.00	29.35		
Illinois Hub	19.21	18.82	18.57	18.22	19.00	20.44	20.98	20.68	21.38	23.08	23.13	22.75	21.89	19.88	19.31	19.74	21.06	30.90	30.02	29.66	26.78	26.38	22.05	17.92	22.16	23.67		
Michigan Hub	25.03	23.61	22.76	22.60	23.31	24.32	28.36	29.33	31.92	32.79	32.02	30.77	28.70	27.30	26.51	26.47	27.93	47.40	36.61	36.97	34.51	30.36	27.43	25.18	29.26	31.69		
Minnesota Hub	18.64	18.19	17.95	17.96	18.33	18.98	21.53	24.04	27.62	30.43	32.13	31.43	27.53	25.61	24.73	24.55	25.28	43.38	38.84	35.50	31.86	25.03	20.21	19.43	25.80	29.26		
Wisconsin PS	20.37	19.71	19.28	18.96	19.25	20.41	22.40	24.39	27.28	30.46	31.22	30.10	27.62	25.73	24.81	24.68	25.43	44.09	35.59	35.92	32.57	28.03	22.85	20.51	26.32	29.42		
Cleared Load (GW)	56.3	54.8	53.8	54.1	54.6	58.1	68.3	72.0	71.0	71.2	71.1	71.3	70.7	69.9	69.2	68.3	68.6	74.4	74.9	73.7	72.5	69.7	65.0	6.0				



Preliminary Real-Time Prices with Forecasted and Actual System Load

Hour Ending:																									Avg. Hr \$			
	1	2	3	4	5	6	7	8	9	10	11	12	13	14	15	16	17	18	19	20	21	22	23	24	All	On Pk		
Cinergy Hub	20.62	20.80	20.95	21.43	21.77	22.61	23.59	25.05	32.28	39.50	26.12	26.26	24.63	23.43	21.76	22.37	26.82	32.25	28.41	41.73	33.67	26.03	27.02	22.47	26.32	28.58		
First Energy Hub	21.16	21.27	21.42	21.89	22.23	23.07	24.09	25.62	33.07	40.52	26.86	26.84	25.27	24.04	22.28	22.76	25.62	31.62	29.04	38.92	33.77	26.57	27.47	22.94	26.60	28.77		
Illinois Hub	19.28	19.46	19.38	19.95	19.87	20.92	22.40	23.71	30.95	37.94	25.09	24.99	23.40	21.85	20.81	21.22	23.10	29.17	27.36	35.19	51.85	36.82	51.44	45.41	27.98	30.31		
Michigan Hub	21.61	21.68	21.82	22.25	22.64	23.46	24.53	26.15	33.84	41.51	27.53	27.50	25.92	24.69	22.79	23.29	26.56	32.49	29.84	40.59	34.88	27.43	28.30	23.54	27.29	29.58		
Minnesota Hub	18.97	19.37	18.90	19.42	19.28	20.17	21.39	22.94	30.33	37.29	25.35	23.42	22.23	20.88	20.16	20.13	17.10	24.66	43.16	26.92	21.38	16.06	14.47	3.99	22.00	24.16		
Wisconsin PS	19.96	20.10	19.73	20.29	19.99	21.08	22.80	24.33	32.25	39.48	26.72	25.30	24.11	22.46	21.68	21.85	21.72	29.23	30.80	32.64	33.04	26.16	27.54	21.12	25.18	27.45		
Forecasted Load (GW)	60.4	58.6	57.6	57.2	57.7	59.5	64.3	69.9	71.0	71.0	71.0	70.7	70.4	69.8	69.0	68.2	68.3	71.1	74.5	74.0	72.8	70.7	67.2	64.0				
Forecast Error %	-11.5%	-3.4%	-3.7%	-4.2%	-3.9%	-2.8%	-1.7%	-1.0%	-0.2%	0.1%	0.2%	0.7%	0.3%	0.7%	1.5%	1.9%	2.2%	2.2%	2.1%	0.6%	1.0%	1.1%	0.9%	-9.6%				





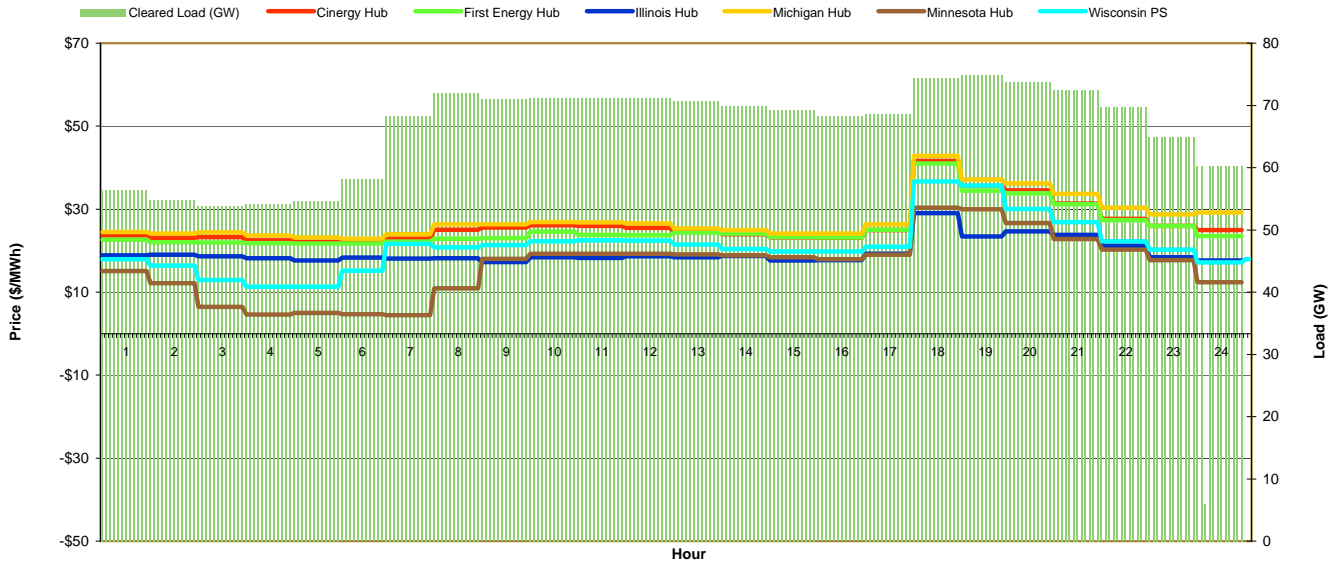
MISO Daily Report

Sunday November 28, 2010

Price	<=0	>=100	>=200
Forecast Error %	0-4.9%	5-9.9%	>=10%

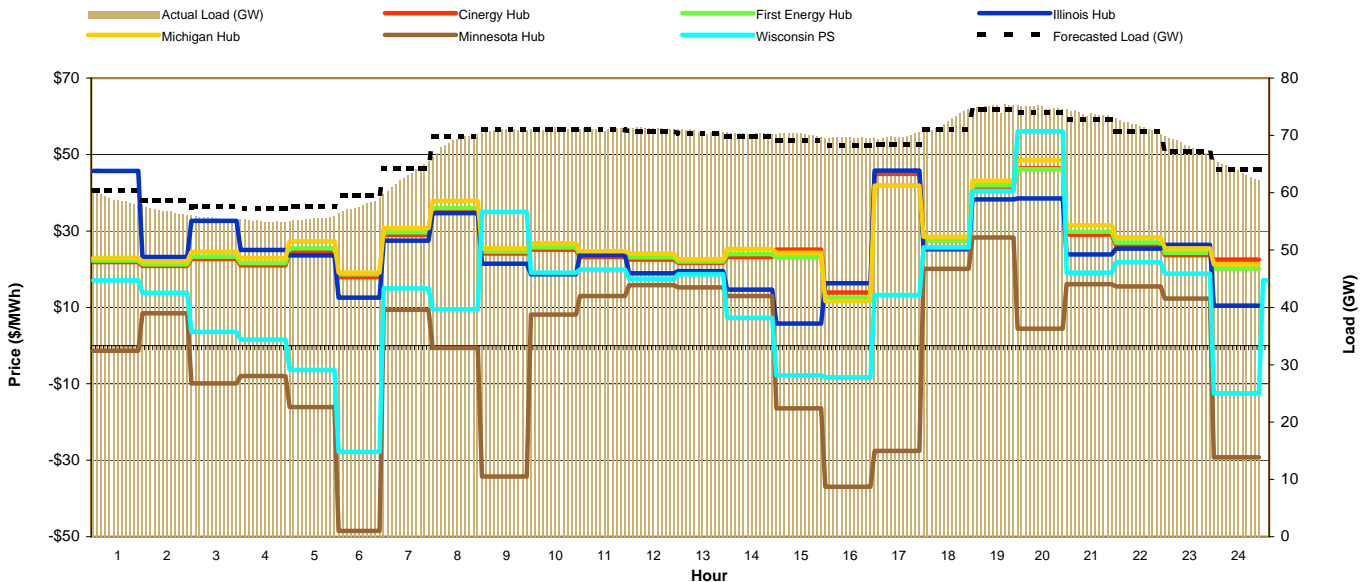
Day-Ahead Prices and Cleared Load

Hour Ending:																									Avg. Hr \$	
	1	2	3	4	5	6	7	8	9	10	11	12	13	14	15	16	17	18	19	20	21	22	23	24	All	On Pk
Cinergy Hub	23.63	23.12	23.25	22.53	22.14	21.96	22.90	25.06	25.54	26.15	26.00	25.51	24.62	23.99	23.17	23.10	25.00	41.64	35.62	34.51	31.40	27.65	25.95	24.97	26.23	27.81
First Energy Hub	22.66	22.01	21.97	21.83	21.73	21.75	22.15	22.91	23.06	24.54	23.79	23.70	24.34	24.11	23.24	23.20	25.03	40.97	34.44	33.81	31.19	27.35	25.96	23.51	25.39	26.98
Illinois Hub	18.87	19.01	18.63	18.15	17.63	18.32	18.07	18.19	17.28	18.40	18.27	18.67	18.38	18.68	17.65	17.73	19.27	29.06	23.44	24.69	23.79	21.15	18.40	17.62	19.56	20.19
Michigan Hub	24.50	24.13	24.42	23.66	23.15	22.89	23.98	26.38	26.32	26.92	26.80	26.56	25.38	24.99	24.08	24.09	26.36	42.85	37.11	36.20	33.71	30.36	28.71	29.21	27.62	29.18
Minnesota Hub	15.06	12.13	6.43	4.60	5.02	4.67	4.48	10.95	18.04	19.24	19.28	19.23	19.08	18.87	18.42	17.93	19.05	30.38	30.00	26.68	22.77	20.28	17.75	12.40	16.36	20.50
Wisconsin PS	17.96	16.37	12.90	11.31	11.31	15.15	21.68	20.81	21.31	22.26	22.52	22.45	21.49	20.41	19.81	19.77	20.99	36.68	35.70	30.05	26.86	22.24	20.26	17.20	21.14	23.97
Cleared Load (GW)	56.3	54.8	53.8	54.1	54.6	58.1	68.3	72.0	71.0	71.2	71.1	71.3	70.7	69.9	69.2	68.3	68.6	74.4	74.9	73.7	72.5	69.7	65.0	6.0		



Preliminary Real-Time Prices with Forecasted and Actual System Load

Hour Ending:																									Avg. Hr \$	
	1	2	3	4	5	6	7	8	9	10	11	12	13	14	15	16	17	18	19	20	21	22	23	24	All	On Pk
Cinergy Hub	21.86	20.85	22.65	20.97	24.58	17.92	28.96	35.03	24.10	25.10	23.22	22.54	21.69	23.15	25.13	13.86	44.98	27.60	41.58	46.38	29.01	26.27	23.65	22.55	28.40	28.33
First Energy Hub	22.27	21.27	23.27	21.60	25.46	18.65	29.62	36.00	24.58	25.70	23.75	23.11	22.04	23.92	23.11	12.45	41.86	27.55	41.91	46.11	29.77	26.98	24.31	20.17	26.48	28.32
Illinois Hub	45.68	23.17	32.65	25.00	23.64	12.53	27.47	34.69	21.47	18.70	23.65	18.90	19.49	14.66	5.79	16.31	45.82	25.23	38.27	38.53	23.83	25.37	26.35	10.50	24.90	24.82
Michigan Hub	22.93	22.03	24.55	22.84	27.26	19.06	30.76	37.86	25.42	26.78	24.69	24.07	22.64	25.26	24.31	11.63	41.89	28.44	43.08	48.46	31.50	28.30	25.41	21.24	27.52	29.36
Minnesota Hub	-1.36	8.49	-9.90	-7.98	-16.06	-48.46	9.35	-0.60	-34.23	8.08	12.96	15.84	15.24	13.00	-16.45	-36.97	-27.57	20.13	28.27	4.40	16.04	15.48	12.28	-29.27	-2.05	2.87
Wisconsin PS	17.11	13.81	3.59	1.55	-6.37	-27.80	15.01	9.55	34.99	19.11	19.94	17.50	18.67	7.24	-7.80	-8.30	13.27	25.68	40.43	56.10	19.12	21.84	18.80	-12.49	12.94	19.13
Forecasted Load (GW)	60.4	58.6	57.6	57.2	57.7	59.5	64.3	69.9	71.0	71.0	71.0	70.7	70.4	69.8	69.0	68.2	68.3	71.1	74.5	74.0	72.8	70.7	67.2	64.0		
Forecast Error %	-11.5%	-3.4%	-3.7%	-4.2%	-3.9%	-2.8%	-1.7%	-1.0%	-0.2%	0.1%	0.2%	0.7%	0.3%	0.7%	1.5%	1.9%	2.2%	0.6%	1.0%	1.1%	0.9%	0.9%	-9.6%			





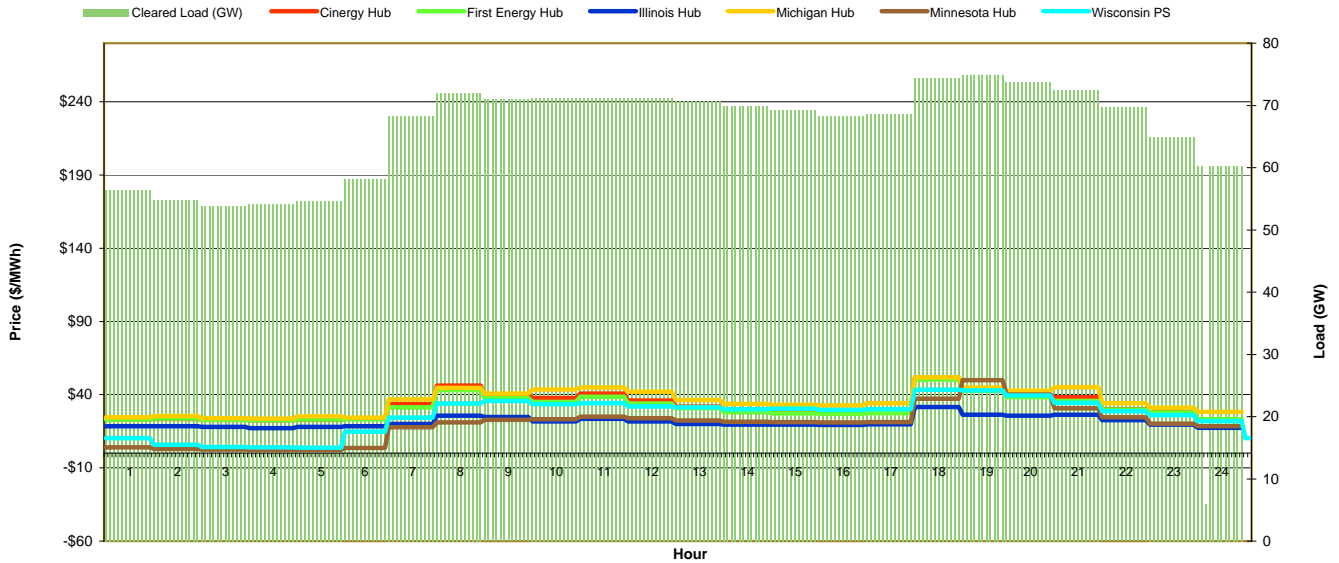
MISO Daily Report

Monday November 29, 2010

Price	<=0	>=100	>=200
Forecast Error %	0-4.9%	5-9.9%	>=10%

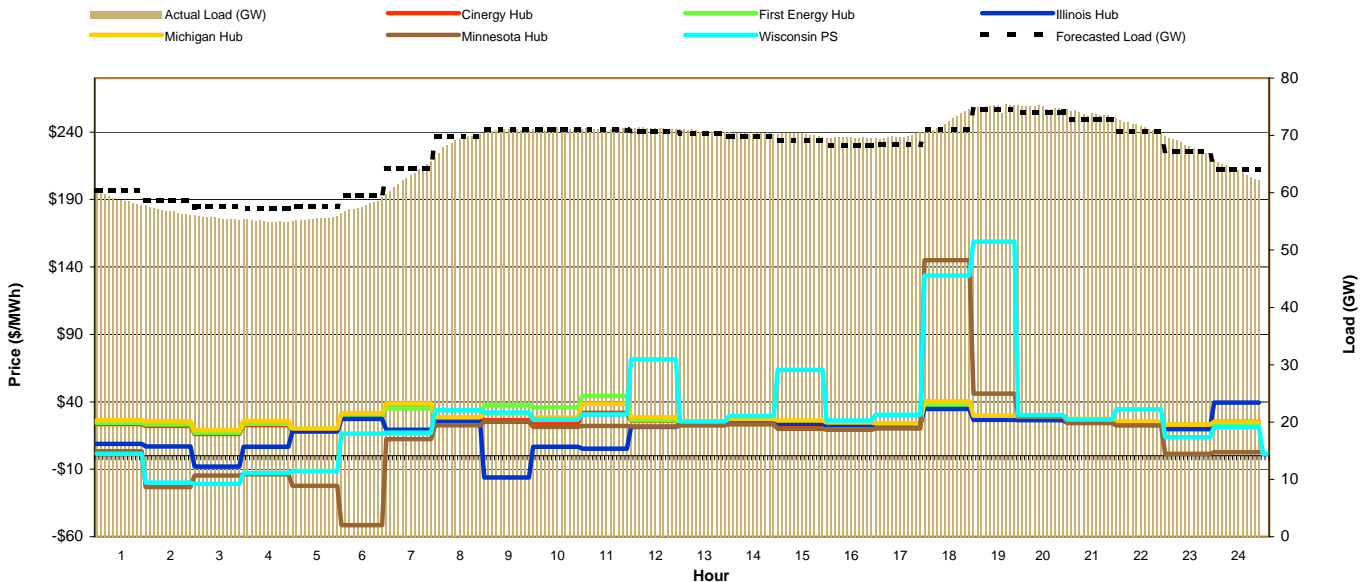
Day-Ahead Prices and Cleared Load

Hour Ending:																									Avg. Hr \$	
	1	2	3	4	5	6	7	8	9	10	11	12	13	14	15	16	17	18	19	20	21	22	23	24	All	On Pk
Cinergy Hub	23.15	23.50	22.89	22.62	22.83	23.69	33.59	46.15	40.33	37.78	40.80	35.85	31.69	28.85	28.11	27.88	28.51	51.79	43.93	39.93	38.40	30.11	27.79	22.41	32.19	36.12
First Energy Hub	23.09	23.64	22.81	22.49	23.14	23.28	31.24	43.15	37.66	34.95	38.57	33.99	30.84	28.01	27.15	27.04	27.39	50.26	42.71	38.38	35.80	29.70	27.74	23.17	31.09	34.58
Illinois Hub	18.44	18.39	18.07	17.24	17.91	18.43	19.99	25.63	24.74	21.65	23.46	21.78	20.05	19.64	19.45	19.40	19.73	31.64	26.23	25.55	26.22	22.54	19.48	17.33	21.37	22.95
Michigan Hub	24.52	25.33	23.99	23.66	25.18	24.38	36.76	44.56	40.66	43.68	44.87	42.03	36.32	33.75	33.15	32.62	34.15	51.81	44.79	42.61	45.06	34.21	31.19	28.36	35.32	39.72
Minnesota Hub	4.07	2.84	2.49	2.22	2.26	3.63	17.70	21.14	22.86	23.20	25.08	24.01	22.29	21.44	21.22	21.06	21.38	37.14	49.83	40.13	30.71	24.64	20.21	18.41	20.00	26.65
Wisconsin PS	10.45	5.87	4.23	3.97	3.81	14.77	24.26	34.05	35.69	33.63	34.20	32.02	31.43	29.95	30.44	29.54	29.95	43.31	42.92	39.43	34.40	28.75	26.09	22.04	26.05	33.49
Cleared Load (GW)	56.3	54.8	53.8	54.1	54.6	58.1	68.3	72.0	71.0	71.2	71.1	71.3	70.7	69.9	69.2	68.3	68.6	74.4	74.9	73.7	72.5	69.7	65.0	6.0		



Preliminary Real-Time Prices with Forecasted and Actual System Load

Hour Ending:																									Avg. Hr \$	
	1	2	3	4	5	6	7	8	9	10	11	12	13	14	15	16	17	18	19	20	21	22	23	24	All	On Pk
Cinergy Hub	23.61	22.17	16.09	22.77	17.82	28.43	35.66	27.13	26.27	23.56	31.76	25.93	23.80	25.22	21.83	22.95	22.54	35.54	27.61	27.32	25.53	23.73	22.85	25.29	25.23	25.85
First Energy Hub	24.54	23.33	17.08	23.79	18.56	29.36	35.18	28.10	37.77	35.96	44.44	26.25	24.39	25.85	25.05	23.65	23.14	37.50	28.41	28.08	26.07	24.35	22.85	23.94	27.40	28.87
Illinois Hub	8.78	6.97	-8.01	6.73	18.34	27.39	19.19	25.95	-16.02	6.62	5.33	21.36	22.79	23.92	23.64	22.57	23.17	34.65	26.60	26.37	24.44	22.87	19.82	39.39	18.04	19.63
Michigan Hub	26.30	25.67	19.04	25.93	20.24	31.51	38.65	28.57	31.37	28.25	38.46	28.51	25.58	27.39	26.24	24.72	24.10	40.48	29.61	29.17	27.24	25.50	23.01	25.19	27.95	28.64
Minnesota Hub	3.26	-23.12	-14.63	-13.79	-22.22	-51.49	12.32	22.53	25.25	21.40	22.07	21.72	22.50	23.20	20.02	19.35	20.28	145.04	46.00	29.47	24.14	22.48	1.55	2.66	15.83	30.44
Wisconsin PS	1.41	-19.99	-20.84	-12.82	-11.41	16.36	17.23	33.79	32.09	26.96	30.57	71.41	25.37	29.38	63.51	26.07	30.52	133.51	158.78	30.05	26.75	34.37	13.81	21.36	31.59	47.93
Forecasted Load (GW)	60.4	58.6	57.6	57.2	57.7	59.5	64.3	69.9	71.0	71.0	71.0	70.7	70.4	69.8	69.0	68.2	68.3	71.1	74.5	74.0	72.8	70.7	67.2	64.0		
Forecast Error %	-11.5%	-3.4%	-3.7%	-4.2%	-3.9%	-2.8%	-1.7%	-1.0%	-0.2%	0.1%	0.2%	0.7%	0.3%	0.7%	1.5%	1.9%	2.2%	0.6%	1.0%	1.1%	0.9%	0.9%	-9.6%			





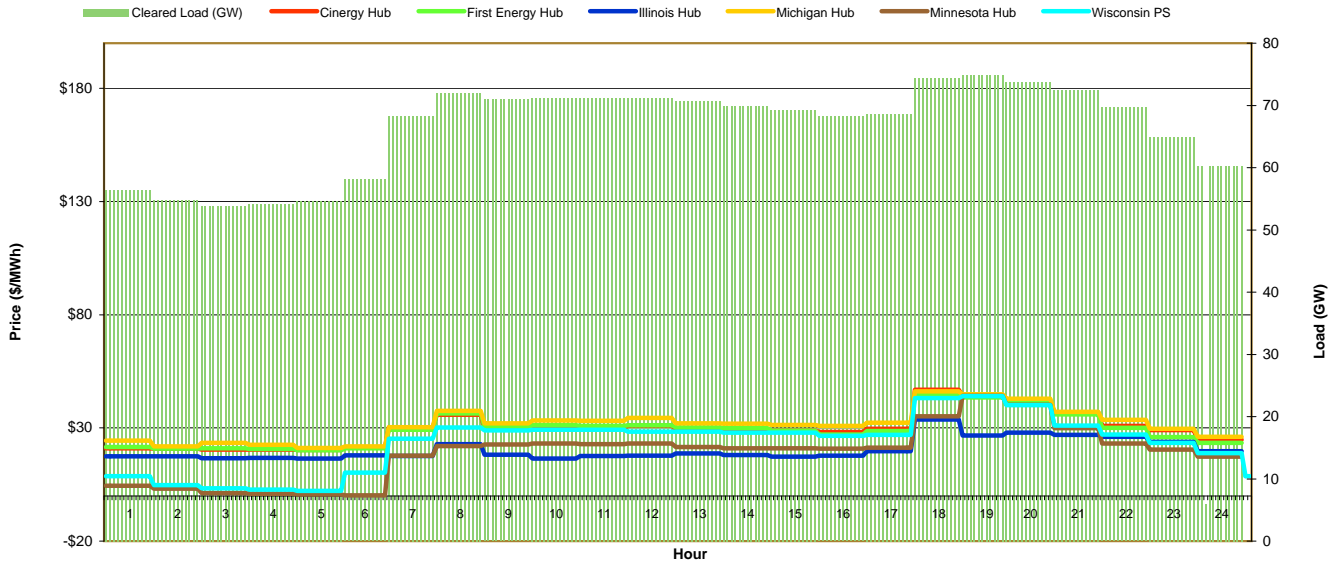
MISO Daily Report

Tuesday November 30, 2010

Price	<=0	>=100	>=200
Forecast Error %	0-4.9%	5-9.9%	>=10%

Day-Ahead Prices and Cleared Load

Hour Ending:																									Avg. Hr \$	
	1	2	3	4	5	6	7	8	9	10	11	12	13	14	15	16	17	18	19	20	21	22	23	24	All	On Pk
Cinergy Hub	21.03	20.90	20.38	20.39	20.25	21.28	30.16	35.80	29.70	30.83	29.93	31.00	29.54	29.36	28.81	28.18	29.65	46.83	44.21	42.00	36.85	30.84	29.04	24.86	29.66	33.29
First Energy Hub	21.62	20.91	20.97	20.75	20.21	20.96	29.23	36.43	30.60	31.24	30.84	31.17	30.18	29.94	28.81	27.14	28.59	44.83	43.53	41.45	36.05	30.06	25.96	23.47	29.37	32.93
Illinois Hub	17.48	17.42	16.69	16.75	16.46	17.90	17.64	22.87	18.21	16.50	17.62	17.75	18.76	18.08	17.30	17.78	19.72	33.78	26.59	27.97	26.89	26.05	23.87	19.72	20.41	21.86
Michigan Hub	24.44	21.87	23.35	22.51	21.08	21.92	30.35	37.56	32.07	33.37	33.19	34.41	32.06	31.92	31.27	30.88	32.31	46.10	44.85	42.94	37.14	33.59	29.63	26.05	31.45	35.21
Minnesota Hub	4.41	3.12	1.14	0.88	0.59	0.25	17.69	21.97	22.73	23.12	22.90	23.16	21.59	21.02	20.95	20.89	21.30	35.16	44.12	40.25	29.90	23.07	20.37	17.27	19.08	25.78
Wisconsin PS	8.73	4.80	3.38	2.72	2.19	10.30	25.30	30.21	28.93	29.18	29.14	28.30	28.30	27.89	28.00	26.55	26.91	43.21	44.08	40.14	31.01	27.11	23.47	18.94	23.70	30.77
Cleared Load (GW)	56.3	54.8	53.8	54.1	54.6	58.1	68.3	72.0	71.0	71.2	71.1	71.3	70.7	69.9	69.2	68.3	68.6	74.4	74.9	73.7	72.5	69.7	65.0	6.0		



Preliminary Real-Time Prices with Forecasted and Actual System Load

Hour Ending:																									Avg. Hr \$	
	1	2	3	4	5	6	7	8	9	10	11	12	13	14	15	16	17	18	19	20	21	22	23	24	All	On Pk
Cinergy Hub	16.86	18.25	21.38	19.07	15.25	20.52	53.02	38.99	22.70	23.03	23.66	25.26	25.08	25.99	25.95	26.66	28.04	44.50	31.39	29.40	29.33	43.80	21.70	16.94	26.95	29.09
First Energy Hub	16.59	18.52	22.02	20.25	15.83	21.02	53.42	39.47	23.27	23.67	24.40	26.05	25.87	26.94	26.73	27.69	28.87	45.54	32.10	30.04	29.97	51.48	24.27	17.25	27.97	30.40
Illinois Hub	22.97	22.17	17.60	-8.92	5.08	15.83	47.62	34.00	22.01	22.35	22.97	24.57	24.31	25.30	25.00	25.97	25.70	42.80	30.39	28.45	28.31	46.67	21.13	16.54	24.53	28.12
Michigan Hub	17.43	19.24	23.28	22.35	16.86	21.79	55.42	39.44	24.45	24.95	25.82	27.49	27.20	28.35	27.97	29.09	29.49	47.58	33.50	31.37	31.34	53.24	24.30	17.91	29.16	31.60
Minnesota Hub	6.80	11.48	3.87	-11.42	3.93	14.91	42.65	2.61	22.12	21.62	21.96	23.37	22.75	23.80	22.38	24.52	10.45	42.20	31.44	29.46	28.74	28.48	2.45	16.26	18.62	22.40
Wisconsin PS	31.26	17.38	7.63	-19.03	2.00	15.50	50.68	29.15	38.39	56.83	110.55	31.84	59.96	59.22	34.67	39.40	24.74	80.48	34.29	31.49	31.09	43.10	14.60	17.66	35.12	44.98
Forecasted Load (GW)	60.4	58.6	57.6	57.2	57.7	59.5	64.3	69.9	71.0	71.0	71.0	70.7	70.4	69.8	69.0	68.2	68.3	71.1	74.5	74.0	72.8	70.7	67.2	64.0		
Forecast Error %	-11.5%	-3.4%	-3.7%	-4.2%	-3.9%	-2.8%	-1.7%	-1.0%	-0.2%	0.1%	0.2%	0.7%	0.3%	0.7%	1.5%	2.2%	2.2%	0.6%	1.0%	1.1%	0.9%	0.9%	-9.6%			

