

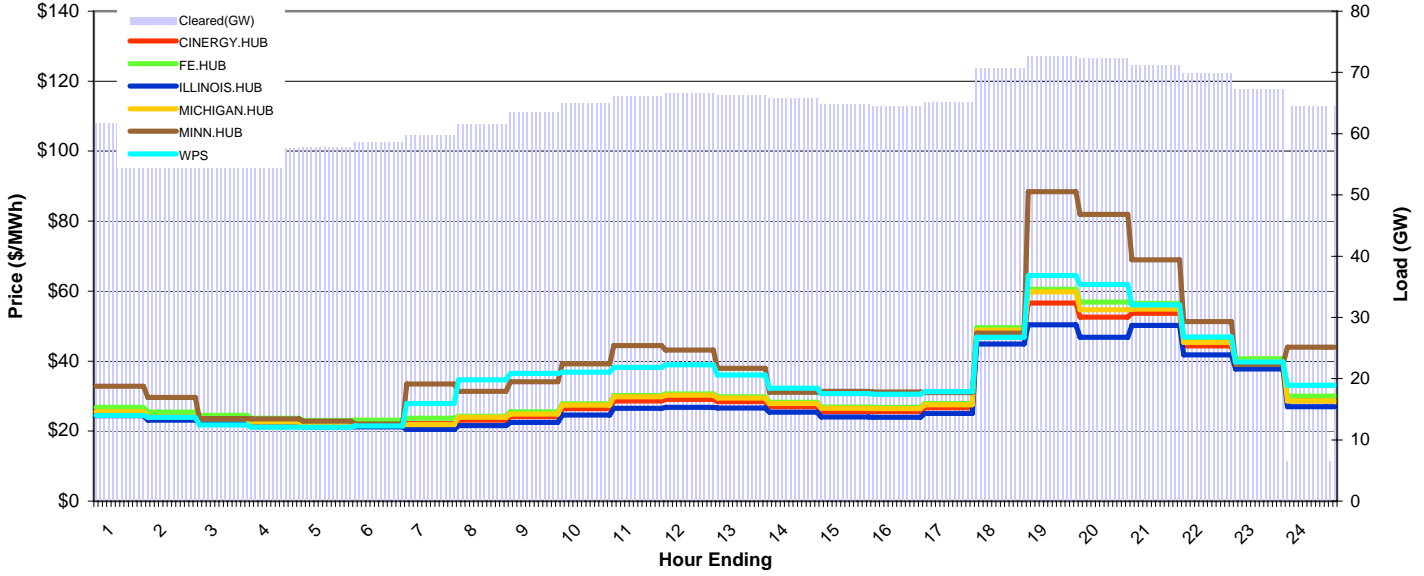
MISO Daily Report

Delivery Day: Friday, January 1, 2010

Price Color Codes: ≤0 ≥100 ≥200

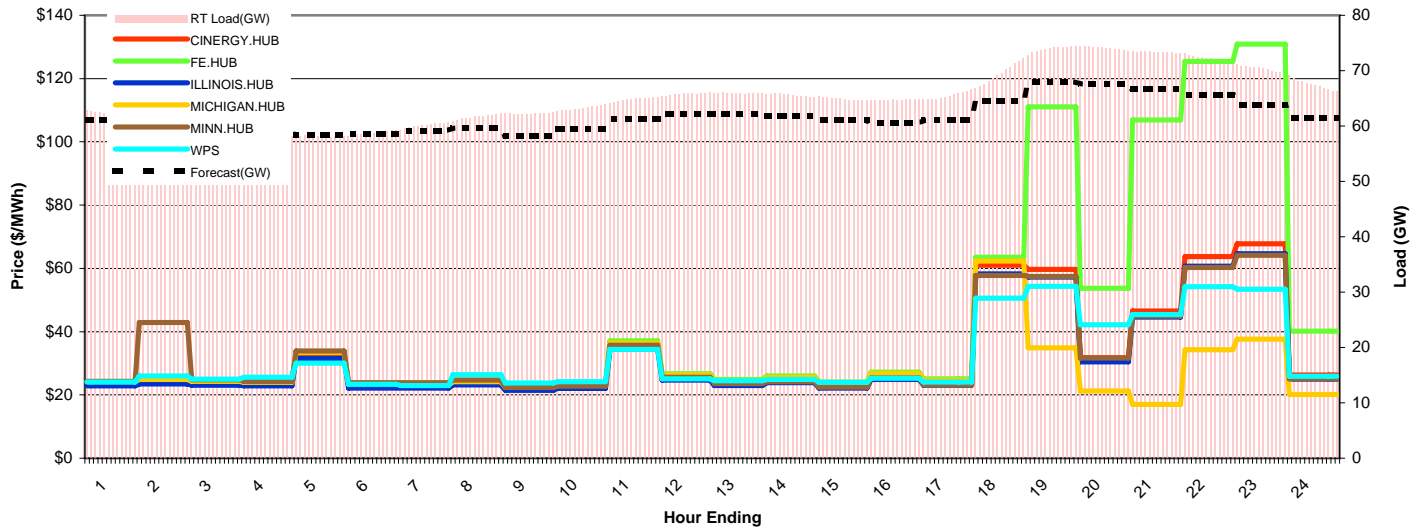
Day-Ahead Prices and Cleared Load

	HE1	HE2	HE3	HE4	HE5	HE6	HE7	HE8	HE9	HE10	HE11	HE12	HE13	HE14	HE15	HE16	HE17	HE18	HE19	HE20	HE21	HE22	HE23	HE24
CINERGY.HUB	25.74	24.38	23.69	22.85	22.21	22.25	22.10	23.12	24.15	26.45	28.64	29.04	28.45	27.00	25.63	25.56	26.66	47.45	56.59	52.59	53.65	44.37	39.50	28.71
FE.HUB	26.79	25.43	24.54	23.72	23.07	23.15	23.66	24.27	25.47	27.82	30.15	30.65	29.85	28.25	26.85	26.77	27.89	49.52	60.58	56.88	56.47	46.56	40.71	30.00
ILLINOIS.HUB	24.44	23.13	22.65	21.84	21.22	21.25	20.45	21.57	22.45	24.56	26.54	26.75	26.58	25.40	24.06	23.99	25.08	44.89	50.34	46.80	50.24	41.75	37.79	26.94
MICHIGAN.HUB	25.53	24.05	23.52	22.61	21.92	21.87	21.87	23.96	24.86	27.47	29.78	30.25	29.46	27.87	26.49	26.41	27.51	48.83	59.76	54.72	54.85	45.37	39.82	28.62
MINN.HUB	32.82	29.60	23.61	23.50	22.84	22.02	33.45	31.41	34.10	39.27	44.40	43.12	37.92	31.11	31.40	31.14	30.99	48.00	88.44	81.96	68.92	51.28	39.07	43.94
WPS	24.53	23.94	21.79	21.11	21.09	21.46	27.89	34.65	36.48	36.82	38.18	38.92	35.99	32.28	30.73	30.57	31.30	46.78	64.46	61.88	56.06	46.95	39.73	33.12
Cleared(GW)	61.7	59.3	58.3	57.6	57.7	58.6	59.7	61.5	63.5	65.0	66.1	66.6	66.3	65.7	64.9	64.5	65.1	70.6	72.7	72.2	71.2	69.9	67.3	6.4



Preliminary Real-Time Prices with Forecasted and Actual System Load

	HE1	HE2	HE3	HE4	HE5	HE6	HE7	HE8	HE9	HE10	HE11	HE12	HE13	HE14	HE15	HE16	HE17	HE18	HE19	HE20	HE21	HE22	HE23	HE24
CINERGY.HUB	23.66	24.33	23.86	23.73	33.01	23.23	23.10	24.18	22.42	23.08	36.23	25.98	24.14	25.14	23.24	26.24	24.19	60.99	59.66	31.72	46.58	63.68	67.75	26.32
FE.HUB	24.30	25.04	23.97	24.24	33.77	23.79	23.65	24.71	22.85	23.52	37.09	26.72	24.87	25.97	24.03	27.17	25.09	63.51	111.02	53.67	106.91	125.42	130.94	40.12
ILLINOIS.HUB	22.85	23.42	23.02	22.84	31.60	22.20	22.12	23.16	21.49	22.03	34.43	24.72	23.00	23.91	22.13	24.92	23.02	58.23	57.21	30.46	44.60	60.65	64.60	25.02
MICHIGAN.HUB	24.14	24.85	24.32	23.98	33.37	23.44	23.14	24.16	22.38	23.09	36.42	26.29	24.48	25.57	23.63	26.76	24.70	62.36	34.86	21.27	16.97	34.29	37.60	20.16
MINN.HUB	24.32	42.93	24.83	24.30	33.85	23.83	23.87	24.65	22.35	22.75	35.74	25.60	23.61	24.20	22.43	25.37	23.16	57.81	57.47	31.62	44.91	60.33	64.13	25.12
WPS	24.07	25.96	25.02	25.58	30.02	23.35	22.95	26.40	23.75	24.19	34.35	25.08	24.50	24.93	24.02	25.28	24.10	50.56	54.29	42.22	45.46	54.17	53.40	25.93
Forecasted(GW)	61.2	59.3	58.1	58.8	58.4	58.5	59.2	59.7	58.2	59.6	61.3	62.2	62.3	61.8	61.1	60.5	61.0	64.5	68.0	67.5	66.7	65.7	63.8	61.4
(RT) - (DA Load)	0.46	1.33	0.94	0.82	0.54	0.05	0.41	0.14	-1.22	-1.78	-1.28	-0.82	-0.35	-0.07	0.03	0.20	0.38	-1.23	1.25	1.82	2.15	2.37	2.98	61.03



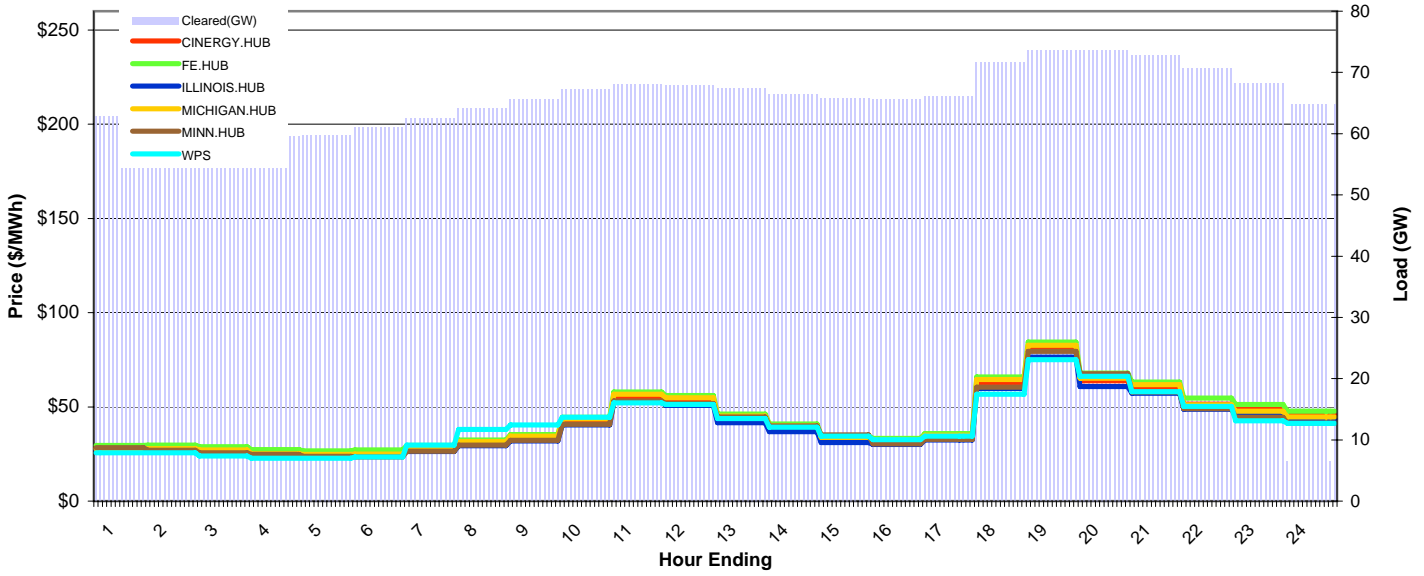
MISO Daily Report

Delivery Day: Saturday, January 2, 2010

Price Color Codes: ≤0 ≥100 ≥200

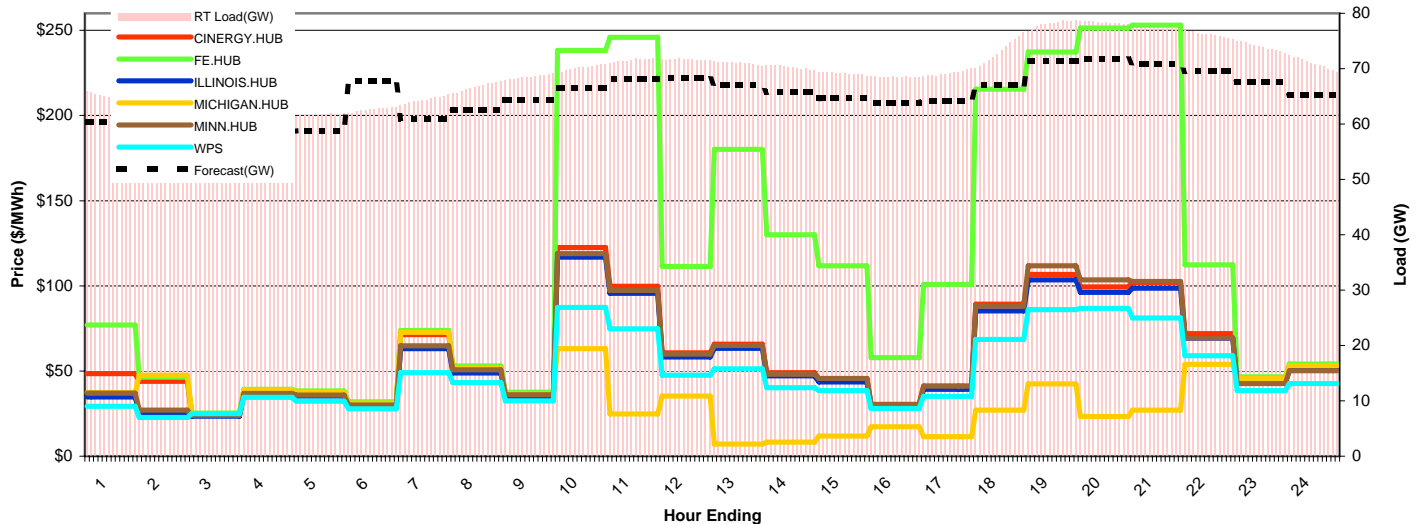
Day-Ahead Prices and Cleared Load

	HE1	HE2	HE3	HE4	HE5	HE6	HE7	HE8	HE9	HE10	HE11	HE12	HE13	HE14	HE15	HE16	HE17	HE18	HE19	HE20	HE21	HE22	HE23	HE24
CINERGY.HUB	28.38	28.51	27.71	26.08	25.55	25.86	27.89	30.97	33.76	42.60	55.29	53.52	44.06	39.08	32.99	31.81	34.25	62.99	80.55	63.93	60.28	51.49	48.93	45.75
FE.HUB	29.61	29.73	28.86	27.35	26.73	27.13	29.54	32.44	35.35	44.54	57.90	55.99	46.13	40.93	34.59	33.26	35.80	65.88	84.39	67.88	63.12	54.60	51.23	47.75
ILLINOIS.HUB	27.07	27.22	26.46	24.87	24.38	24.65	26.32	29.31	31.95	40.37	52.47	50.74	41.66	36.93	31.09	30.12	32.43	59.71	76.39	60.82	57.21	48.72	46.81	43.71
MICHIGAN.HUB	27.76	27.85	27.17	25.17	24.79	24.90	27.62	31.62	34.48	43.65	56.71	54.91	45.13	40.01	33.74	32.55	35.05	64.56	82.66	65.29	61.85	51.17	47.64	44.71
MINN.HUB	28.41	27.08	25.61	24.73	23.74	23.37	26.54	29.67	32.33	40.84	53.10	51.75	44.64	39.92	35.17	30.47	32.81	60.42	79.45	67.54	57.89	49.13	44.41	41.48
WPS	25.58	25.70	23.98	22.77	22.82	23.37	29.65	38.11	40.44	44.45	52.17	51.21	43.87	39.28	34.55	32.61	34.46	56.74	75.07	66.27	58.02	50.32	42.63	41.27
Cleared(GW)	62.8	60.8	60.1	59.6	59.8	61.0	62.5	64.2	65.6	67.2	68.1	67.9	67.5	66.4	65.8	65.6	66.0	71.6	73.6	73.7	72.8	70.6	68.2	6.5



Preliminary Real-Time Prices with Forecasted and Actual System Load

	HE1	HE2	HE3	HE4	HE5	HE6	HE7	HE8	HE9	HE10	HE11	HE12	HE13	HE14	HE15	HE16	HE17	HE18	HE19	HE20	HE21	HE22	HE23	HE24
CINERGY.HUB	48.40	44.05	24.67	38.32	37.19	30.96	71.48	51.48	36.54	122.46	99.78	60.65	65.73	49.12	45.30	30.42	41.08	89.19	106.67	99.31	102.03	71.91	44.78	52.18
FE.HUB	76.97	46.40	25.38	39.35	38.26	31.88	73.89	53.05	37.60	238.29	245.96	111.42	180.22	130.06	111.80	57.77	100.80	215.45	237.26	251.28	253.05	112.43	46.51	54.11
ILLINOIS.HUB	34.68	25.53	23.42	36.48	35.31	28.73	63.15	48.92	34.75	116.90	95.58	58.29	63.25	47.14	43.52	29.15	39.27	85.37	103.47	96.26	98.71	69.31	43.19	50.43
MICHIGAN.HUB	37.30	47.57	25.02	38.85	37.57	31.17	72.63	51.66	36.56	63.07	24.83	35.32	7.15	8.24	11.88	17.25	11.38	27.03	42.43	23.22	27.09	53.84	45.62	53.13
MINN.HUB	36.92	26.97	23.97	36.85	35.97	30.03	64.79	50.80	36.07	118.89	97.25	59.91	65.06	48.14	45.67	30.29	41.16	88.07	111.87	103.56	102.60	69.58	42.73	50.19
WPS	29.29	22.69	25.01	34.49	32.28	27.89	49.06	43.27	32.46	87.28	74.77	47.45	51.35	40.23	38.48	27.97	35.18	68.48	86.10	86.71	81.13	59.00	38.60	42.60
Forecasted(GW)	60.3	59.6	66.9	58.6	58.8	67.7	61.0	62.5	64.4	66.5	68.2	68.3	67.0	65.8	64.6	63.8	64.2	67.0	71.4	71.7	70.9	69.5	67.6	65.3
(RT) - (DA Load)	2.02	2.17	1.86	1.92	1.91	1.60	1.87	2.49	2.88	2.92	3.42	3.74	3.55	3.79	3.32	2.91	3.17	1.53	4.49	4.63	4.76	5.57	5.78	64.45



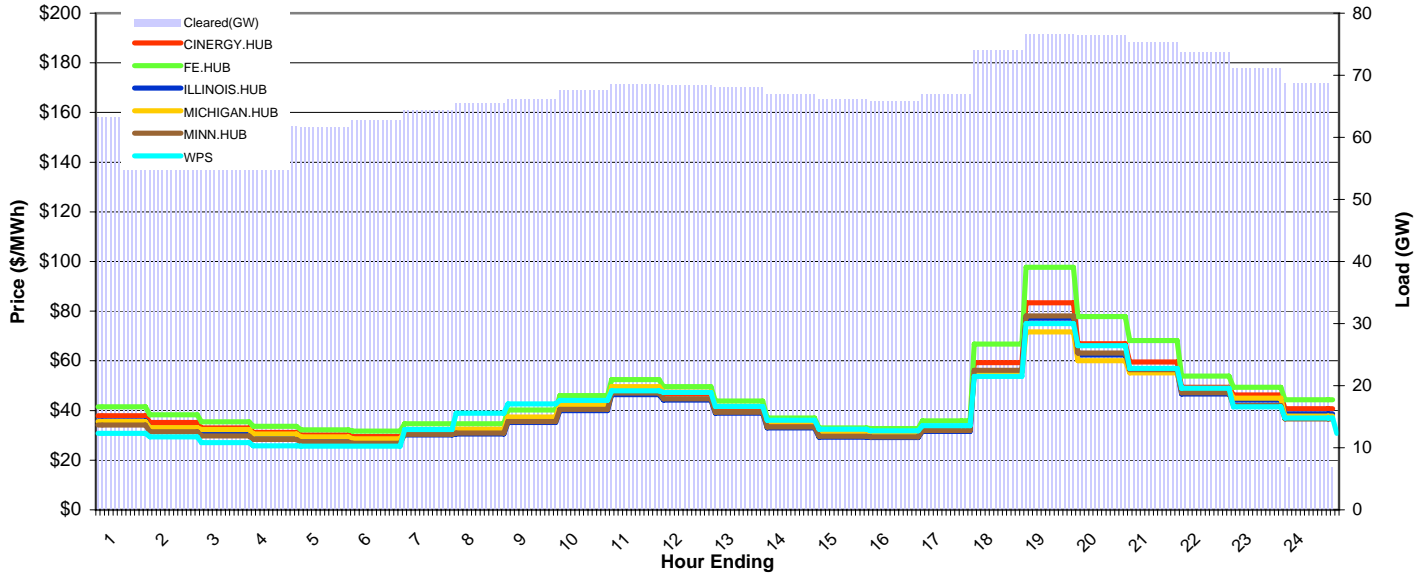
MISO Daily Report

Delivery Day: Sunday, January 3, 2010

Price Color Codes: <=0 >=100 >=200

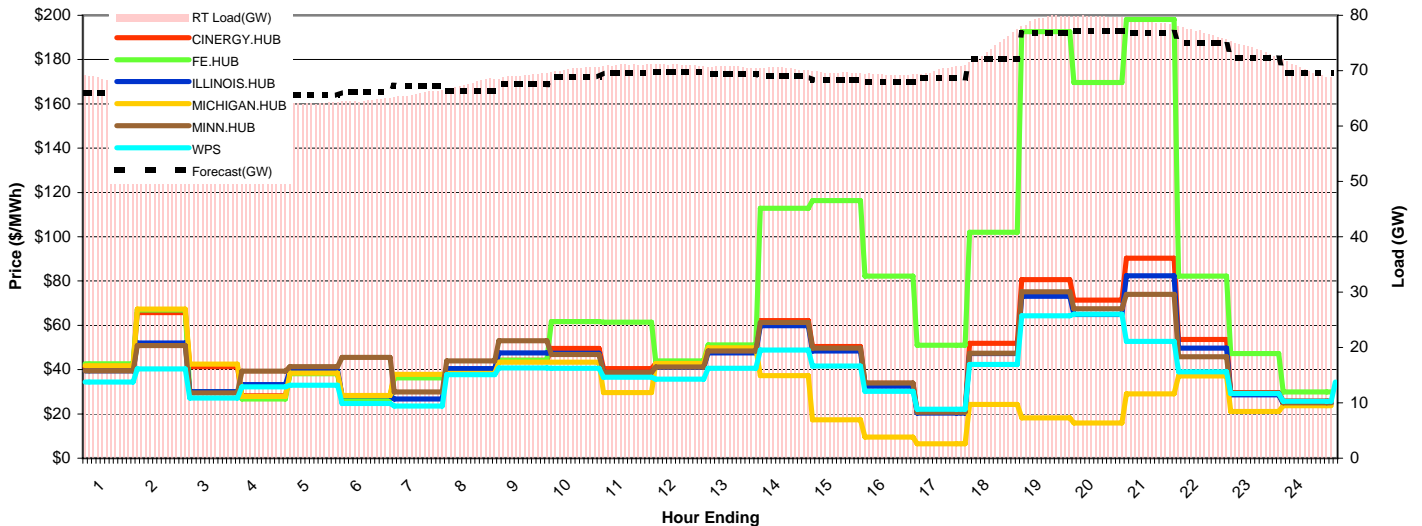
Day-Ahead Prices and Cleared Load

	HE1	HE2	HE3	HE4	HE5	HE6	HE7	HE8	HE9	HE10	HE11	HE12	HE13	HE14	HE15	HE16	HE17	HE18	HE19	HE20	HE21	HE22	HE23	HE24
CINERGY.HUB	37.87	35.19	33.05	31.25	30.11	29.49	31.88	32.23	37.13	42.18	49.03	46.62	41.05	34.88	30.89	30.71	33.36	59.24	83.34	66.92	59.54	49.41	46.24	40.68
FE.HUB	41.52	38.32	35.49	33.57	32.26	31.66	34.62	34.65	40.21	45.97	52.49	49.63	43.85	37.02	32.98	32.79	35.83	66.79	97.64	77.88	68.12	53.88	49.36	44.30
ILLINOIS.HUB	35.82	33.17	31.31	29.76	28.76	28.15	30.10	30.49	35.12	39.92	46.44	44.16	38.87	33.03	29.23	29.06	31.57	55.50	77.16	62.42	55.79	46.71	44.19	38.69
MICHIGAN.HUB	35.59	33.18	32.31	30.51	29.39	28.65	31.56	32.50	37.34	42.37	49.66	47.39	41.63	35.46	31.29	31.11	33.66	55.36	71.69	59.99	55.14	48.48	45.00	37.73
MINN.HUB	34.09	31.41	29.75	28.30	27.36	26.77	30.43	30.88	35.56	40.42	47.01	44.70	39.34	33.42	29.59	29.41	31.95	56.19	78.09	63.18	56.48	47.14	42.00	36.60
WPS	30.74	29.38	27.08	25.83	25.66	25.66	32.33	38.91	42.62	44.11	47.96	47.27	41.60	36.06	32.53	31.86	33.84	53.77	75.06	66.15	56.97	48.92	41.48	36.95
Cleared(GW)	63.2	62.6	62.2	61.8	61.6	62.8	64.3	65.4	66.2	67.6	68.5	68.5	68.0	66.9	66.2	65.8	66.9	74.1	76.6	76.4	75.3	73.7	71.2	6.9



Preliminary Real-Time Prices with Forecasted and Actual System Load

	HE1	HE2	HE3	HE4	HE5	HE6	HE7	HE8	HE9	HE10	HE11	HE12	HE13	HE14	HE15	HE16	HE17	HE18	HE19	HE20	HE21	HE22	HE23	HE24
CINERGY.HUB	41.19	65.73	41.27	28.21	38.46	27.87	36.82	38.82	44.17	49.56	40.40	42.72	49.60	62.18	50.37	33.82	21.20	51.84	80.66	71.37	90.31	53.56	29.59	25.83
FE.HUB	42.65	66.91	30.10	26.67	38.19	26.25	36.33	39.03	44.21	61.65	61.47	43.95	51.19	112.83	116.32	82.23	50.98	101.96	192.57	169.61	198.10	82.16	47.24	29.96
ILLINOIS.HUB	39.43	51.97	30.02	33.26	39.55	28.24	26.71	40.51	47.53	47.42	38.78	40.97	47.58	59.83	48.47	32.57	20.33	47.25	73.14	64.92	82.42	49.68	28.61	24.51
MICHIGAN.HUB	41.75	67.35	42.45	27.94	38.47	28.32	37.85	38.34	43.29	43.40	29.61	42.73	49.91	37.33	17.38	9.52	6.45	24.26	18.25	15.96	29.07	37.08	21.11	23.77
MINN.HUB	39.46	50.84	29.51	39.28	41.35	45.58	29.89	43.94	52.97	46.83	38.69	41.24	48.36	61.27	49.74	33.97	20.88	47.47	75.12	67.53	73.97	45.80	29.52	24.98
WPS	34.42	40.39	27.19	32.22	32.91	24.66	23.50	37.70	40.82	40.56	36.59	35.62	40.66	48.77	41.56	30.26	22.06	42.28	64.33	65.03	52.75	39.00	29.22	25.72
Forecasted(GW)	66.0	65.0	66.1	65.6	65.6	66.2	67.3	66.3	67.5	68.9	69.7	69.7	69.4	68.9	68.3	68.0	68.7	72.1	76.7	77.2	76.9	75.0	72.3	69.6
(RT) - (DA Load)	4.97	3.44	2.62	2.30	2.46	1.82	1.53	2.25	2.92	2.70	2.51	2.58	2.66	3.52	3.49	3.47	3.26	0.17	2.76	3.36	3.53	3.15	2.71	63.32



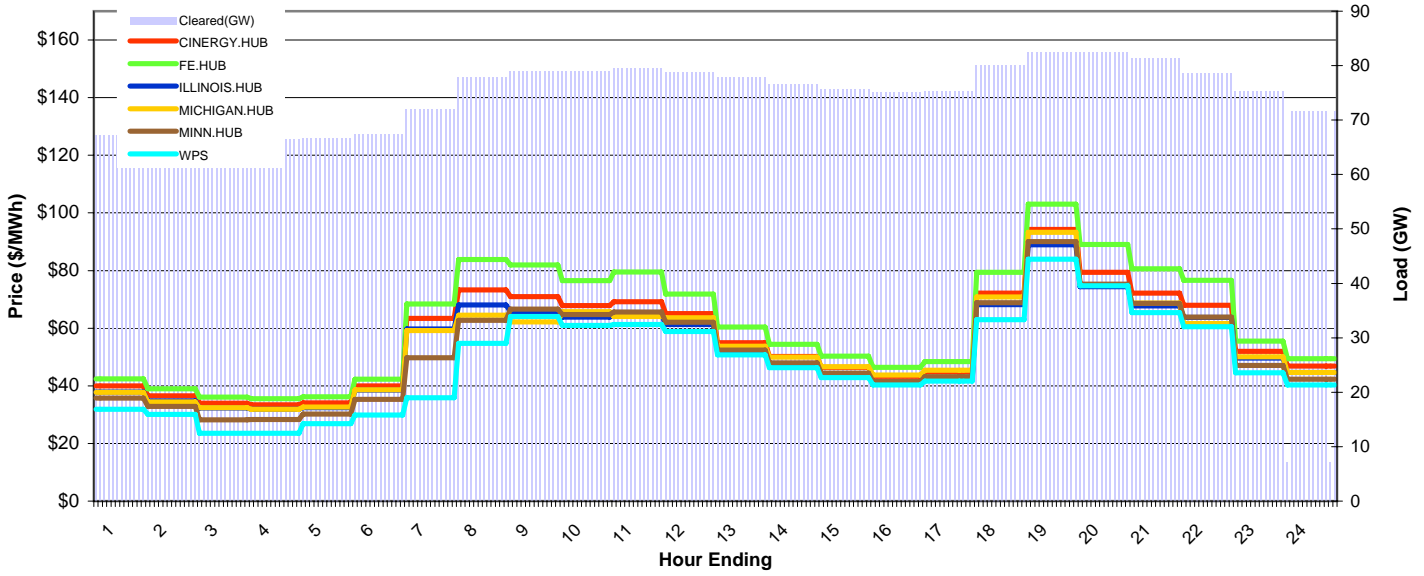
MISO Daily Report

Delivery Day: Monday, January 4, 2010

Price Color Codes: <=0 >=100 >=200

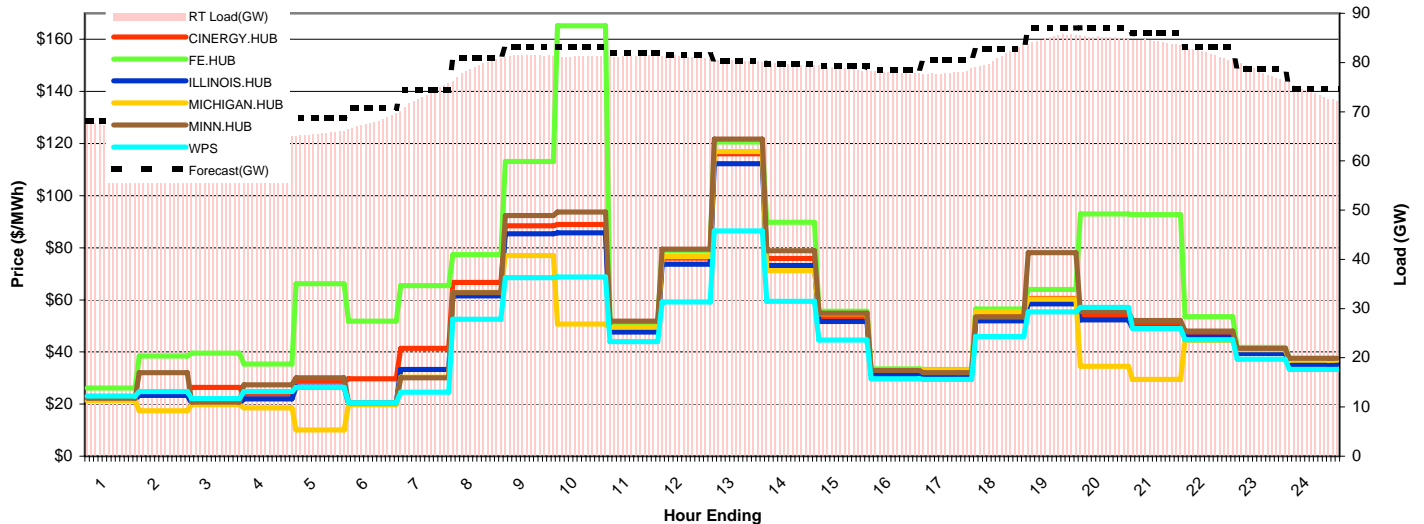
Day-Ahead Prices and Cleared Load

	HE1	HE2	HE3	HE4	HE5	HE6	HE7	HE8	HE9	HE10	HE11	HE12	HE13	HE14	HE15	HE16	HE17	HE18	HE19	HE20	HE21	HE22	HE23	HE24
CINERGY.HUB	39.98	36.51	34.03	33.44	34.04	40.00	63.45	73.26	70.90	67.83	69.20	65.07	54.97	50.14	46.39	43.27	45.00	72.14	94.23	79.37	72.17	68.00	52.02	46.83
FE.HUB	42.42	38.96	36.10	35.52	36.18	42.36	68.39	83.82	81.96	76.48	79.51	71.79	60.37	54.36	50.28	46.36	48.37	79.35	103.00	89.03	80.56	76.63	55.51	49.36
ILLINOIS.HUB	37.91	34.70	32.32	31.91	32.43	38.48	59.79	68.06	65.77	63.89	64.78	61.33	51.90	47.41	43.91	40.97	42.60	68.15	88.95	74.40	67.77	63.74	49.66	44.63
MICHIGAN.HUB	37.74	34.38	32.37	31.85	32.60	38.64	59.19	64.53	62.13	65.74	64.02	63.65	53.72	49.93	46.67	43.78	45.46	70.88	93.28	75.03	68.73	61.60	50.11	44.63
MINN.HUB	35.77	32.88	28.23	28.27	30.25	35.31	49.80	62.78	66.57	64.75	65.59	62.10	52.41	47.94	44.47	41.48	43.14	68.87	90.08	75.31	68.61	63.84	47.13	42.29
WPS	31.86	30.10	23.55	23.49	26.89	29.85	35.85	54.70	64.12	60.94	61.28	58.87	50.72	46.31	42.90	40.28	41.63	62.97	83.91	74.74	65.44	60.48	44.49	40.31
Cleared(GW)	67.1	66.6	66.1	66.4	66.7	67.4	72.0	77.9	78.9	78.9	79.4	78.8	77.9	76.6	75.6	75.0	75.3	80.1	82.4	82.4	81.2	78.7	75.2	7.2



Preliminary Real-Time Prices with Forecasted and Actual System Load

	HE1	HE2	HE3	HE4	HE5	HE6	HE7	HE8	HE9	HE10	HE11	HE12	HE13	HE14	HE15	HE16	HE17	HE18	HE19	HE20	HE21	HE22	HE23	HE24
CINERGY.HUB	22.71	24.40	26.41	23.85	28.78	29.67	41.35	66.74	88.49	88.97	49.24	76.03	116.06	75.85	53.45	32.19	31.96	54.10	60.57	54.10	50.69	47.03	40.58	36.58
FE.HUB	26.15	38.49	39.56	35.39	66.25	51.85	65.51	77.38	113.16	165.17	51.15	79.02	120.62	89.78	55.65	33.50	33.28	56.45	63.96	93.01	92.72	53.51	41.76	37.51
ILLINOIS.HUB	21.81	23.30	20.25	22.01	26.58	20.21	33.31	61.52	85.33	85.72	47.62	73.64	112.22	73.24	51.75	31.20	30.81	51.96	58.48	52.29	49.14	45.67	39.46	35.29
MICHIGAN.HUB	21.43	17.50	19.82	18.51	10.05	19.73	30.39	62.93	77.01	50.76	49.46	76.65	116.98	71.29	54.71	33.03	32.89	55.35	60.31	34.54	29.45	44.51	40.87	36.90
MINN.HUB	22.29	32.07	20.80	27.34	30.11	20.56	30.12	62.72	92.42	93.78	51.85	79.45	121.71	78.89	54.95	32.94	32.08	53.47	78.10	55.58	52.09	48.05	41.41	37.55
WPS	23.14	24.77	22.16	24.85	26.40	20.57	24.53	52.57	68.51	68.82	44.02	59.19	86.53	59.49	44.60	29.69	29.45	45.93	55.41	57.14	49.04	44.74	37.16	33.33
Forecasted(GW)	68.0	68.7	68.1	68.2	68.8	70.8	74.3	80.8	83.2	83.2	82.0	81.5	80.3	79.7	79.2	78.5	80.6	82.7	87.0	87.1	85.9	83.1	78.7	74.6
(RT) - (DA Load)	0.05	-0.92	-1.29	-1.70	-1.17	0.48	1.14	1.12	2.50	2.28	1.89	2.34	2.46	3.05	3.14	2.89	2.60	0.96	2.62	2.74	2.98	3.08	2.96	66.70



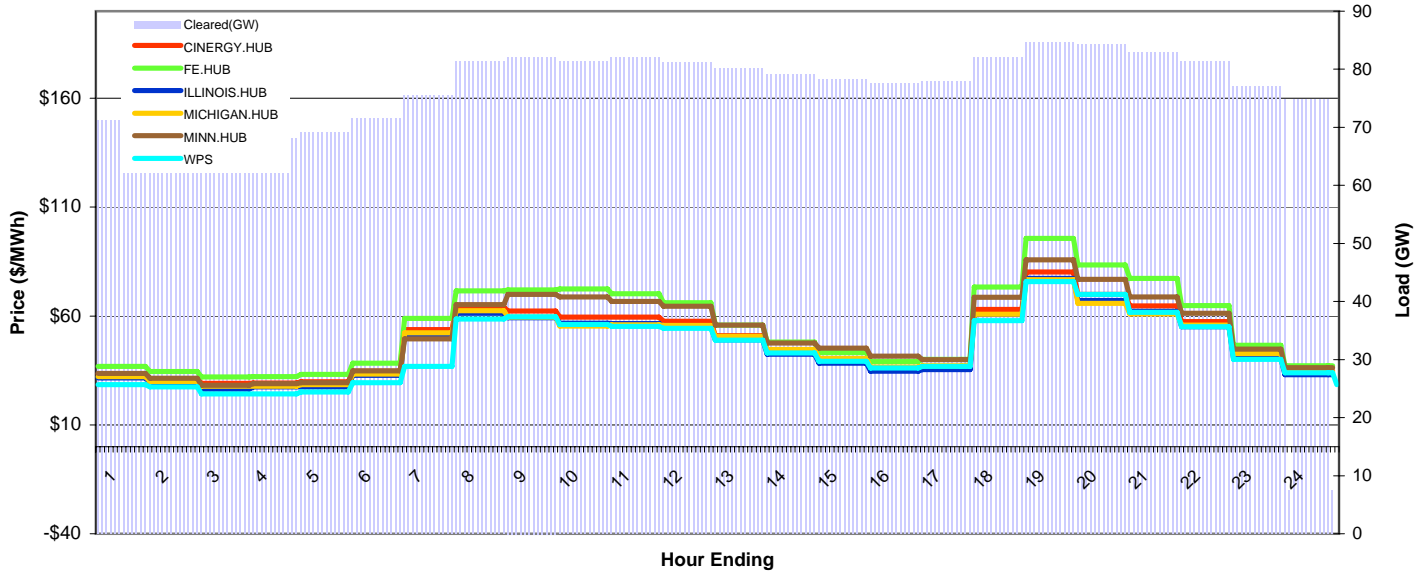
MISO Daily Report

Delivery Day: Tuesday, January 5, 2010

Price Color Codes: <=0 >=100 >=200

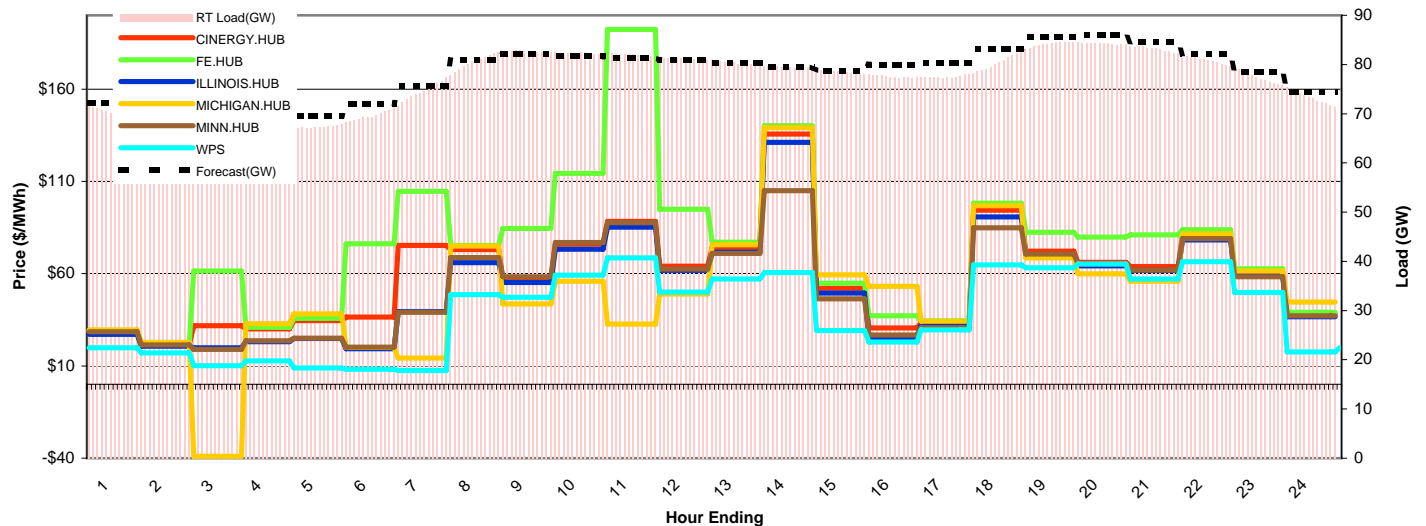
Day-Ahead Prices and Cleared Load

	HE1	HE2	HE3	HE4	HE5	HE6	HE7	HE8	HE9	HE10	HE11	HE12	HE13	HE14	HE15	HE16	HE17	HE18	HE19	HE20	HE21	HE22	HE23	HE24
CINERGY.HUB	33.53	31.32	29.06	29.15	29.86	34.69	53.74	64.07	62.27	59.57	59.43	57.65	50.97	44.08	39.81	36.02	36.78	62.99	80.29	69.98	64.60	57.39	43.06	34.86
FE.HUB	36.84	34.56	32.02	32.14	33.15	38.27	58.91	71.50	72.01	72.45	70.28	66.09	55.83	47.97	43.19	39.05	40.04	73.27	95.71	83.48	77.35	64.86	46.55	37.18
ILLINOIS.HUB	31.55	29.48	26.50	27.46	27.49	32.68	51.50	61.33	59.25	56.76	56.61	55.06	49.00	42.47	38.34	34.68	35.44	60.61	77.33	67.13	62.16	55.16	40.79	32.99
MICHIGAN.HUB	32.18	29.93	27.75	27.82	28.43	33.27	52.30	62.48	59.57	55.34	56.02	55.73	50.64	44.72	40.49	36.58	37.21	60.82	76.74	65.80	61.04	55.76	42.72	34.32
MINN.HUB	33.64	31.41	28.26	28.92	29.31	34.83	49.52	65.23	69.94	68.79	66.75	64.54	55.84	47.53	45.22	41.50	39.93	68.64	85.79	76.90	68.77	61.32	44.80	36.35
WPS	28.49	27.47	24.26	24.29	25.13	29.38	36.83	58.60	59.65	56.07	55.26	54.36	48.84	42.98	39.18	36.15	36.86	57.86	75.87	70.00	61.72	55.12	40.13	33.91
Cleared(GW)	71.2	69.4	68.1	68.1	69.1	71.5	75.5	81.4	82.1	81.4	81.9	81.1	80.1	79.1	78.3	77.6	77.9	82.1	84.6	84.2	82.9	81.4	77.1	7.5



Preliminary Real-Time Prices with Forecasted and Actual System Load

	HE1	HE2	HE3	HE4	HE5	HE6	HE7	HE8	HE9	HE10	HE11	HE12	HE13	HE14	HE15	HE16	HE17	HE18	HE19	HE20	HE21	HE22	HE23	HE24
CINERGY.HUB	28.22	21.59	31.81	30.07	34.65	36.49	75.34	73.04	57.15	76.04	88.32	64.07	74.20	135.69	52.02	30.61	33.21	94.44	72.22	66.16	63.92	80.94	60.72	37.96
FE.HUB	29.00	22.20	61.52	30.98	35.77	76.11	104.70	75.40	84.55	114.40	192.38	94.98	77.07	140.25	54.89	37.22	34.42	98.28	82.41	79.80	80.98	83.73	62.73	39.06
ILLINOIS.HUB	27.09	20.76	19.90	23.16	24.87	19.38	39.39	65.99	55.17	73.22	85.12	61.83	71.67	131.17	49.45	25.46	31.89	90.79	69.97	64.15	61.78	78.29	58.69	36.57
MICHIGAN.HUB	29.61	22.72	-38.94	32.90	38.24	19.96	14.21	75.04	43.61	55.88	32.71	48.92	75.62	139.14	59.29	53.17	34.18	96.87	68.52	59.82	55.93	81.57	61.50	44.64
MINN.HUB	28.42	21.41	18.89	23.56	25.11	20.16	39.08	68.81	58.27	76.93	87.59	62.43	71.06	104.99	46.29	26.74	30.80	84.77	70.56	65.20	61.92	78.88	58.26	37.14
WPS	19.87	17.10	10.20	12.71	8.84	8.18	7.53	48.68	47.29	59.17	68.59	50.06	57.03	60.51	29.12	22.89	29.53	64.75	63.12	65.22	57.04	66.51	49.76	17.64
Forecasted(GW)	72.2	70.2	69.1	68.8	69.5	72.0	75.6	80.9	82.2	81.7	81.3	81.0	80.2	79.5	78.8	80.0	80.4	83.2	85.6	86.0	84.7	82.2	78.4	74.4
(RT) - (DA Load)	-0.83	-1.16	-0.97	-1.22	-1.72	-1.87	-0.97	-0.82	0.57	0.93	0.06	0.08	0.30	0.44	0.30	-0.01	-0.35	-1.67	-0.47	0.04	0.32	-0.47	0.29	65.80



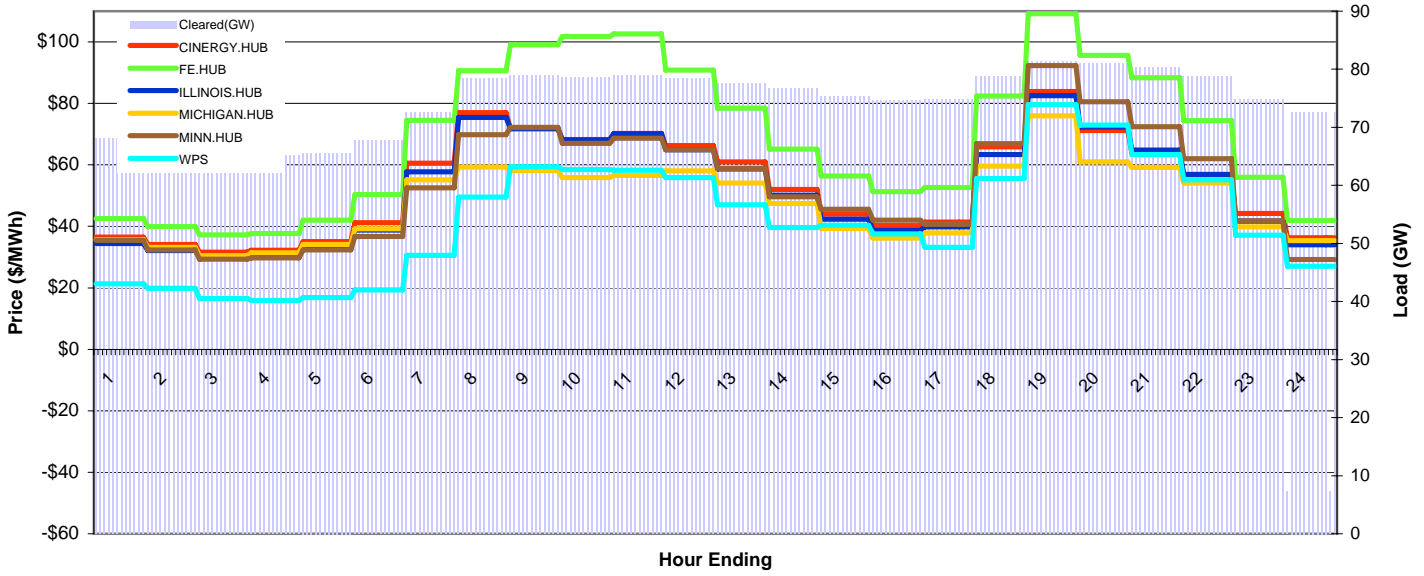
MISO Daily Report

Delivery Day: Wednesday, January 6, 2010

Price Color Codes: ≤0 ≥100 ≥200

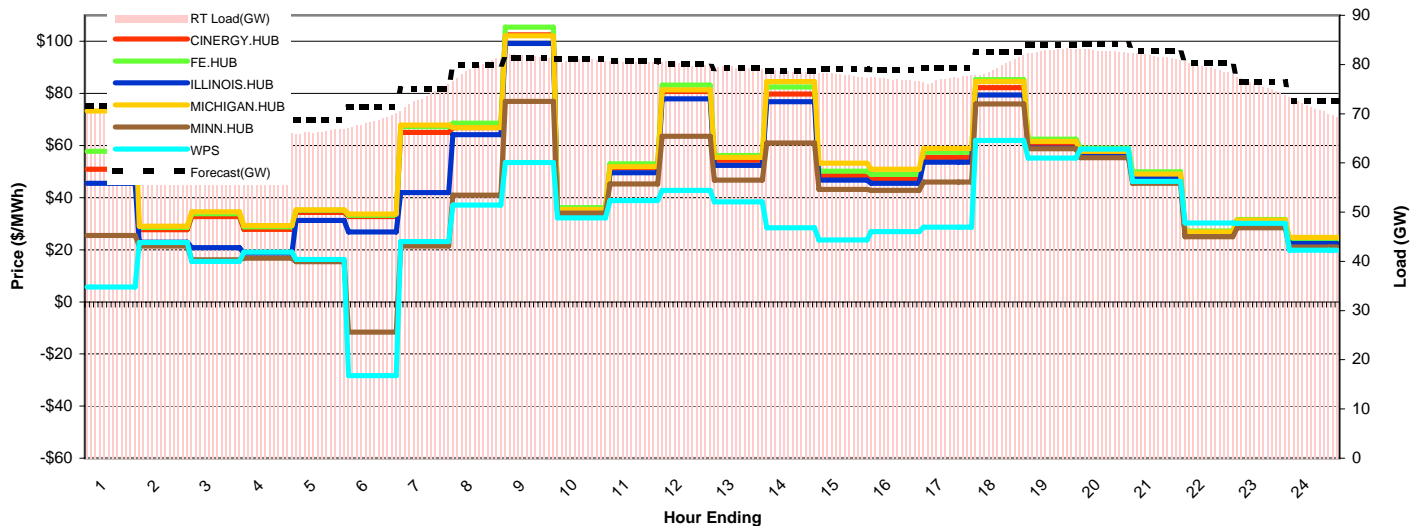
Day-Ahead Prices and Cleared Load

	HE1	HE2	HE3	HE4	HE5	HE6	HE7	HE8	HE9	HE10	HE11	HE12	HE13	HE14	HE15	HE16	HE17	HE18	HE19	HE20	HE21	HE22	HE23	HE24
CINERGY.HUB	36.54	34.16	31.65	32.25	35.00	41.22	60.58	76.96	71.68	68.22	70.28	66.23	60.96	52.02	43.97	40.30	41.35	65.81	83.86	71.16	63.83	56.81	44.16	36.31
FE.HUB	42.59	39.93	37.23	37.64	41.97	50.39	74.45	90.63	99.06	101.80	102.61	90.85	78.46	65.14	56.40	51.27	52.64	82.46	109.18	95.61	88.30	74.39	55.93	41.93
ILLINOIS.HUB	34.37	32.15	29.79	30.36	32.96	38.82	57.79	75.44	71.91	68.15	70.17	64.97	58.71	50.13	42.30	38.73	39.82	63.31	82.49	72.35	64.81	56.94	41.76	34.02
MICHIGAN.HUB	35.70	33.14	30.46	31.43	34.08	39.23	55.16	59.29	58.20	55.83	56.58	58.02	54.06	47.39	39.29	36.21	37.81	59.64	75.95	60.96	59.20	54.13	39.80	35.39
MINN.HUB	35.44	32.38	29.34	29.74	32.31	36.73	52.49	69.80	72.25	66.98	68.66	64.91	58.75	49.61	45.53	42.03	40.64	66.85	92.33	80.55	72.43	61.98	41.86	29.23
WPS	21.35	19.80	16.48	15.86	16.78	19.33	30.60	49.51	59.44	58.43	58.28	55.89	47.00	39.65	40.31	37.50	33.21	55.56	79.65	72.97	63.41	55.09	37.16	26.99
Cleared(GW)	68.0	66.2	64.9	65.2	65.6	67.7	72.6	78.3	78.9	78.5	78.9	78.4	77.6	76.7	75.3	74.7	74.7	78.7	81.3	81.0	80.4	78.8	74.7	7.3



Preliminary Real-Time Prices with Forecasted and Actual System Load

	HE1	HE2	HE3	HE4	HE5	HE6	HE7	HE8	HE9	HE10	HE11	HE12	HE13	HE14	HE15	HE16	HE17	HE18	HE19	HE20	HE21	HE22	HE23	HE24
CINERGY.HUB	50.97	27.67	32.79	27.88	34.32	32.79	65.01	66.83	102.56	35.19	51.42	80.74	54.39	79.77	48.45	47.17	55.52	82.27	60.55	57.20	48.47	26.45	30.81	23.14
FE.HUB	57.74	28.58	33.82	28.76	35.15	33.22	67.23	68.64	105.49	36.23	52.99	83.21	56.24	82.43	50.24	48.91	57.42	85.29	62.49	58.98	49.99	27.22	31.62	23.72
ILLINOIS.HUB	45.56	22.90	20.79	18.76	31.32	26.88	42.00	64.16	99.20	34.04	49.62	77.91	52.34	76.86	46.74	45.56	53.63	79.45	59.02	55.83	47.30	25.80	29.95	22.47
MICHIGAN.HUB	73.28	29.04	34.59	29.34	35.37	33.74	67.85	66.87	102.09	35.40	51.95	81.44	55.41	84.57	53.27	50.93	58.93	84.55	61.58	57.83	49.07	26.82	31.42	24.79
MINN.HUB	25.46	21.45	16.19	16.78	15.39	-11.60	21.48	40.97	77.01	34.04	45.26	63.56	46.80	61.03	43.13	42.78	46.06	76.01	58.84	55.32	45.54	25.01	28.45	21.02
WPS	5.72	22.83	15.49	19.16	16.29	-28.37	23.18	37.17	53.53	32.29	38.88	42.75	38.42	28.47	23.72	27.01	28.64	62.00	55.23	58.63	46.28	30.33	30.11	19.79
Forecasted(GW)	71.7	69.5	68.5	68.2	68.8	71.4	75.0	80.0	81.3	81.1	80.7	80.1	79.2	78.6	79.0	78.9	79.3	82.4	84.0	84.1	82.7	80.2	76.4	72.5
(RT) - (DA Load)	1.71	1.55	1.48	0.82	0.81	0.77	0.87	1.11	2.90	2.45	1.57	1.72	1.80	1.94	2.55	2.34	2.35	1.00	1.57	1.79	1.34	0.64	0.96	64.01



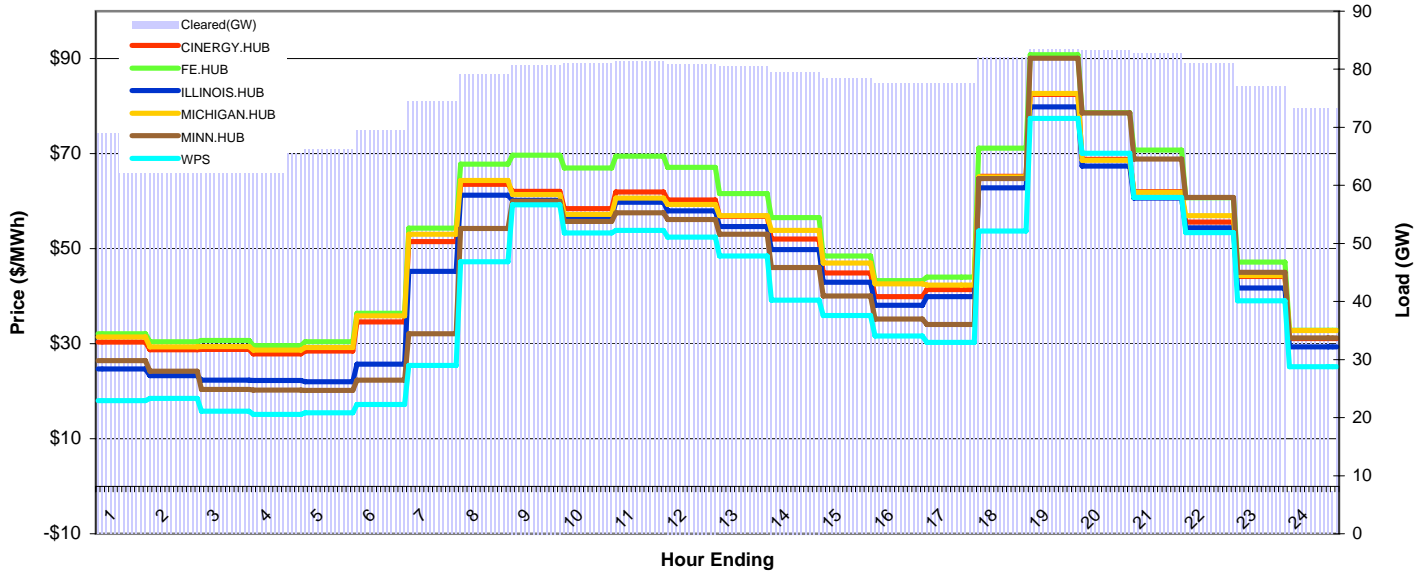
MISO Daily Report

Delivery Day: Thursday, January 7, 2010

Price Color Codes: ≤0 ≥100 ≥200

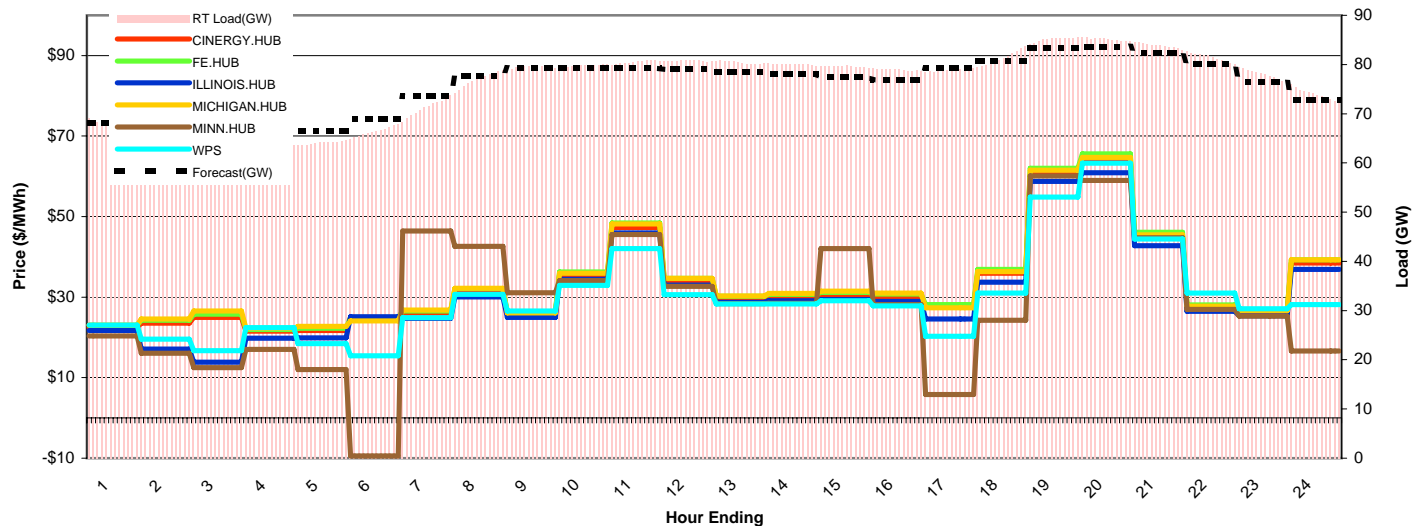
Day-Ahead Prices and Cleared Load

	HE1	HE2	HE3	HE4	HE5	HE6	HE7	HE8	HE9	HE10	HE11	HE12	HE13	HE14	HE15	HE16	HE17	HE18	HE19	HE20	HE21	HE22	HE23	HE24
CINERGY.HUB	30.33	28.71	28.78	27.88	28.46	34.57	51.47	63.57	62.06	58.47	61.97	60.23	56.79	52.02	44.89	39.93	41.37	65.23	82.50	68.79	62.00	55.58	44.16	31.12
FE.HUB	32.09	30.41	30.66	29.63	30.45	36.39	54.30	67.77	69.69	67.00	69.50	67.13	61.60	56.56	48.47	43.25	44.03	71.19	90.82	78.62	70.77	60.75	47.19	32.85
ILLINOIS.HUB	24.71	23.29	22.30	22.24	22.00	25.67	45.21	61.30	60.20	56.70	59.77	57.97	54.69	49.84	42.95	38.08	39.92	62.79	79.87	67.42	60.69	54.37	41.72	29.32
MICHIGAN.HUB	31.42	29.36	29.42	28.64	29.23	35.87	53.03	64.38	61.41	57.21	60.67	59.31	56.93	53.86	47.02	42.60	42.37	65.10	82.70	68.60	61.90	56.96	44.39	32.76
MINN.HUB	26.43	24.22	20.39	20.23	20.15	22.30	32.11	54.26	59.96	55.72	57.58	56.18	53.03	46.03	40.03	35.22	34.03	64.75	90.07	78.59	68.91	60.77	45.06	31.22
WPS	17.99	18.51	15.78	15.14	15.47	17.22	25.46	47.27	59.28	53.29	53.85	52.45	48.50	39.19	35.97	31.63	30.27	53.76	77.43	70.11	60.76	53.40	39.06	25.19
Cleared(GW)	68.9	66.9	65.6	65.5	66.2	69.5	74.5	79.2	80.7	81.0	81.4	80.9	80.4	79.5	78.4	77.5	77.5	82.0	83.4	83.2	82.8	81.0	77.1	7.3



Preliminary Real-Time Prices with Forecasted and Actual System Load

	HE1	HE2	HE3	HE4	HE5	HE6	HE7	HE8	HE9	HE10	HE11	HE12	HE13	HE14	HE15	HE16	HE17	HE18	HE19	HE20	HE21	HE22	HE23	HE24
CINERGY.HUB	22.49	23.55	24.95	21.52	21.74	24.80	26.06	31.50	25.73	35.43	47.33	33.93	29.55	30.04	30.45	29.94	27.53	35.92	60.38	63.85	45.03	27.45	26.29	38.51
FE.HUB	23.01	24.22	25.76	21.98	22.25	24.97	26.55	32.15	26.25	36.22	48.42	34.66	30.18	30.71	31.18	30.74	28.12	36.93	61.97	65.59	46.13	28.08	26.82	39.28
ILLINOIS.HUB	21.70	17.14	13.84	19.81	19.90	25.16	24.77	30.03	25.00	34.39	45.95	32.96	28.71	29.11	29.45	28.93	24.56	33.71	58.73	60.91	42.78	26.51	25.33	36.89
MICHIGAN.HUB	23.08	24.60	26.57	22.23	22.72	24.08	26.80	32.23	26.07	35.92	48.19	34.69	30.26	30.93	31.51	31.00	27.37	36.35	61.55	64.69	45.47	27.72	26.63	39.24
MINN.HUB	20.36	16.10	12.52	17.06	11.99	-9.48	46.44	42.58	31.12	34.11	45.58	32.71	28.36	28.50	42.02	28.17	5.83	24.27	60.09	59.01	44.75	26.96	25.30	16.65
WPS	23.05	19.59	16.68	22.43	18.44	15.40	24.87	30.68	26.53	32.88	42.08	30.60	28.32	28.35	29.10	27.84	20.27	31.04	54.88	63.29	44.44	30.98	27.10	28.17
Forecasted(GW)	68.2	67.7	66.4	66.0	66.5	68.9	73.5	77.7	79.3	79.2	79.2	79.0	78.5	78.0	77.4	76.9	79.2	80.8	83.4	83.6	82.3	80.0	76.5	72.7
(RT) - (DA Load)	-1.27	-1.45	-1.50	-1.82	-2.12	-3.09	-3.16	-2.16	-1.28	-1.24	-0.88	-0.14	0.04	0.56	1.22	1.42	1.49	-0.61	1.75	1.98	1.10	0.47	0.93	66.66



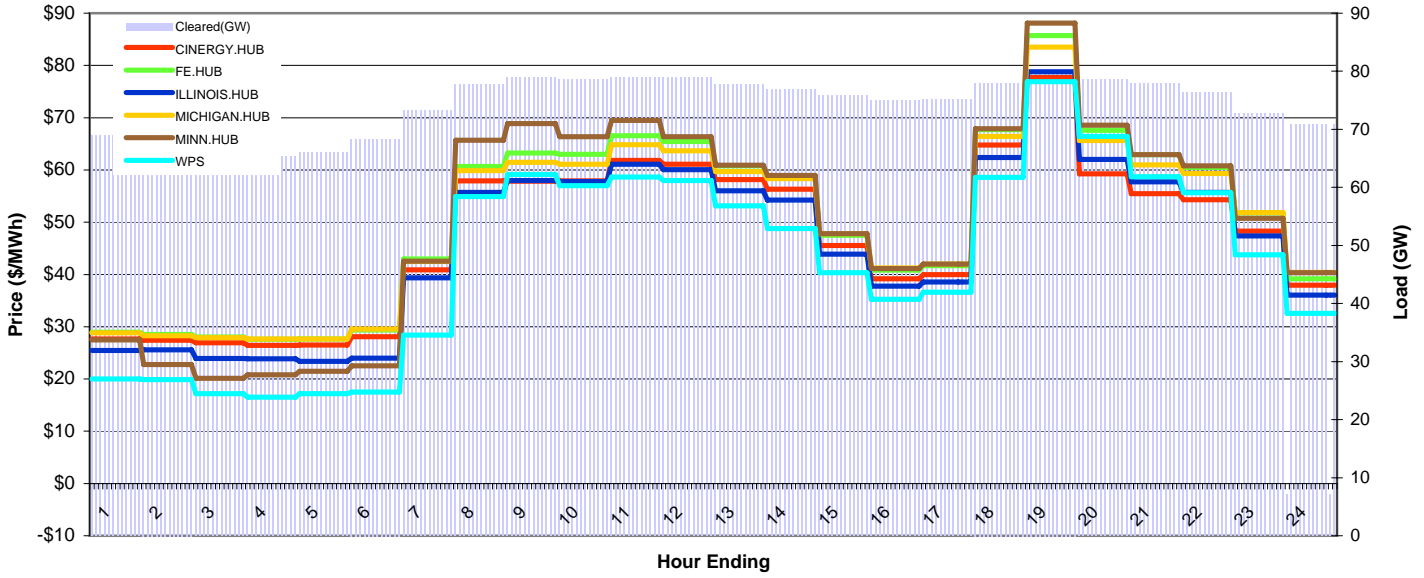
MISO Daily Report

Delivery Day: Friday, January 8, 2010

Price Color Codes: ≤0 ≥100 ≥200

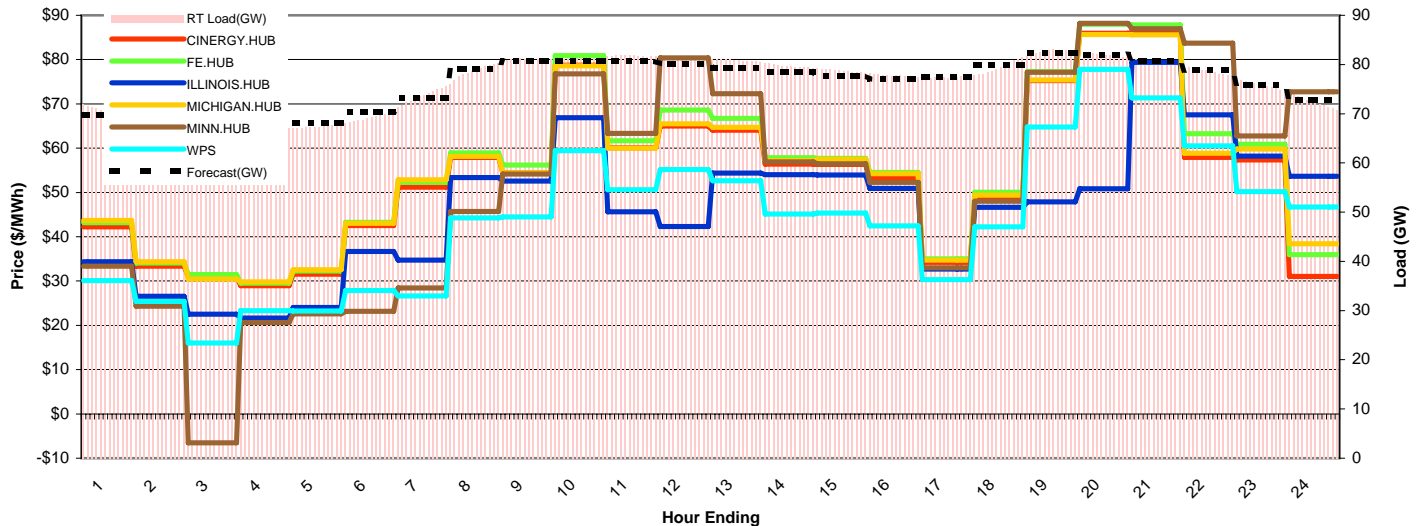
Day-Ahead Prices and Cleared Load

	HE1	HE2	HE3	HE4	HE5	HE6	HE7	HE8	HE9	HE10	HE11	HE12	HE13	HE14	HE15	HE16	HE17	HE18	HE19	HE20	HE21	HE22	HE23	HE24
CINERGY.HUB	27.67	27.39	26.90	26.44	26.48	28.09	40.91	57.90	57.84	57.90	61.86	61.10	58.16	56.29	45.55	39.19	40.00	64.77	77.67	59.28	55.47	54.29	48.30	37.96
FE.HUB	28.96	28.54	28.04	27.57	27.66	29.36	42.94	60.65	63.25	63.01	66.57	65.42	60.79	58.84	47.48	40.85	41.69	67.69	85.74	67.56	62.92	60.51	51.78	39.20
ILLINOIS.HUB	25.45	25.58	23.94	23.88	23.37	24.00	39.37	55.71	57.95	57.76	61.07	60.03	56.00	54.21	43.90	37.76	38.55	62.38	78.80	62.02	57.72	55.73	47.37	36.06
MICHIGAN.HUB	28.85	28.30	27.93	27.64	27.65	29.55	42.50	59.89	61.48	61.07	64.82	63.65	59.68	58.32	47.78	41.28	41.96	66.45	83.50	65.60	60.97	59.30	51.82	40.38
MINN.HUB	27.49	22.77	20.15	20.79	21.48	22.53	42.52	65.66	68.87	66.37	69.49	66.39	60.92	58.97	47.79	41.11	41.96	67.87	88.09	68.54	62.91	60.77	50.72	40.31
WPS	19.99	19.89	17.21	16.52	17.20	17.50	28.42	54.89	59.11	57.01	58.62	57.98	53.12	48.78	40.34	35.25	36.58	58.57	76.91	66.41	58.73	55.62	43.74	32.58
Cleared(GW)	68.9	66.9	65.2	65.3	66.1	68.3	73.2	77.7	78.9	78.5	79.0	78.9	77.7	76.9	75.8	75.0	75.1	78.0	79.7	78.7	77.8	76.3	72.7	7.1



Preliminary Real-Time Prices with Forecasted and Actual System Load

	HE1	HE2	HE3	HE4	HE5	HE6	HE7	HE8	HE9	HE10	HE11	HE12	HE13	HE14	HE15	HE16	HE17	HE18	HE19	HE20	HE21	HE22	HE23	HE24
CINERGY.HUB	42.21	33.35	31.06	28.93	31.57	42.51	51.21	57.94	54.46	78.76	60.07	64.98	64.08	56.38	56.31	53.16	34.19	48.72	75.27	85.93	86.08	57.90	57.33	31.02
FE.HUB	43.18	34.05	31.48	29.52	32.25	43.23	52.31	58.95	56.17	80.93	61.66	68.64	66.71	57.84	57.71	54.50	35.04	50.02	77.26	88.01	87.86	63.25	60.87	35.93
ILLINOIS.HUB	34.39	26.58	22.50	21.63	24.04	36.68	34.70	53.39	52.58	66.89	45.63	42.31	54.40	54.03	53.96	50.88	32.72	46.67	47.89	50.83	79.35	67.55	58.21	53.68
MICHIGAN.HUB	43.68	34.35	30.49	29.80	32.53	43.02	52.88	58.15	54.45	78.55	59.99	65.54	64.71	57.22	57.49	54.20	34.74	49.38	75.37	85.65	85.57	58.88	59.82	38.41
MINN.HUB	33.32	24.34	-6.56	20.65	22.56	23.17	28.46	45.72	54.16	76.75	63.36	80.39	72.31	56.91	56.48	52.26	33.01	48.03	77.11	88.20	86.94	83.75	62.74	72.70
WPS	30.11	25.39	15.98	23.30	23.27	27.87	26.61	44.30	44.49	59.44	50.61	55.18	52.63	45.10	45.38	42.45	30.32	42.23	64.80	77.81	71.38	60.51	50.18	46.69
Forecasted(GW)	69.8	69.4	68.2	67.7	68.2	70.4	73.2	79.0	80.7	80.7	80.7	80.1	79.3	78.5	77.7	77.0	77.4	80.0	82.4	82.0	80.8	78.8	75.9	72.7
(RT) - (DA Load)	1.77	1.65	2.18	1.74	1.34	0.97	0.41	0.96	2.21	2.94	2.81	2.51	3.11	2.92	2.97	2.83	2.40	1.52	3.03	3.40	2.79	2.31	3.27	65.45



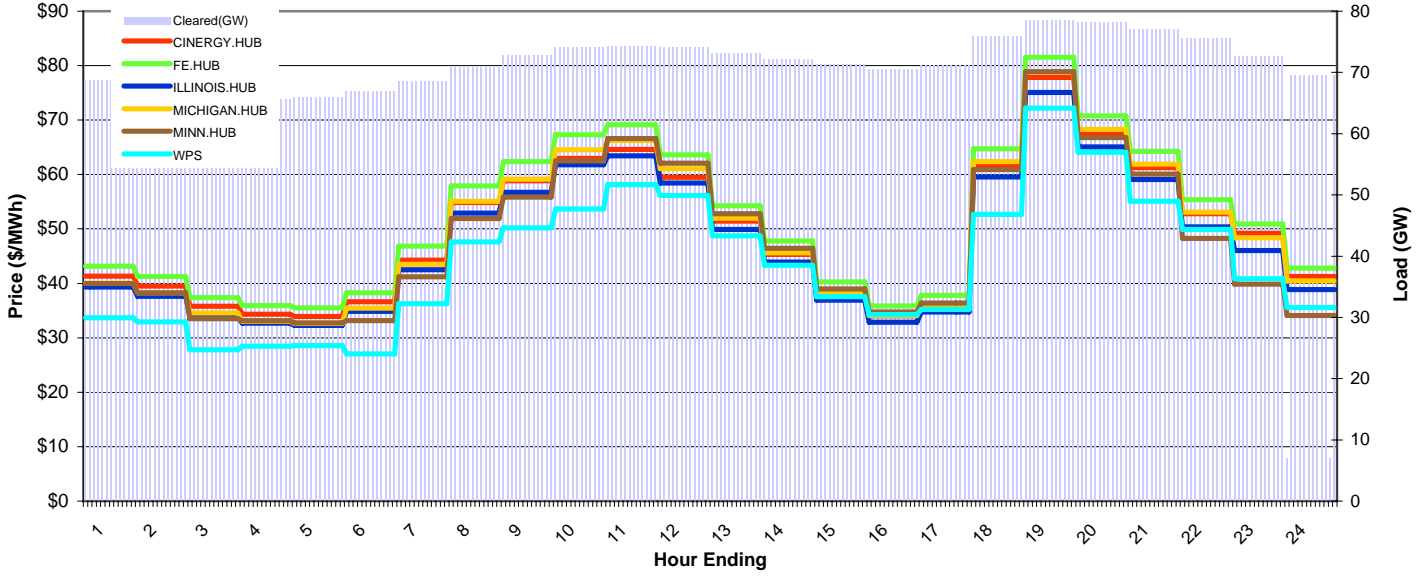
MISO Daily Report

Delivery Day: Saturday, January 9, 2010

Price Color Codes: ≤0 ≥100 ≥200

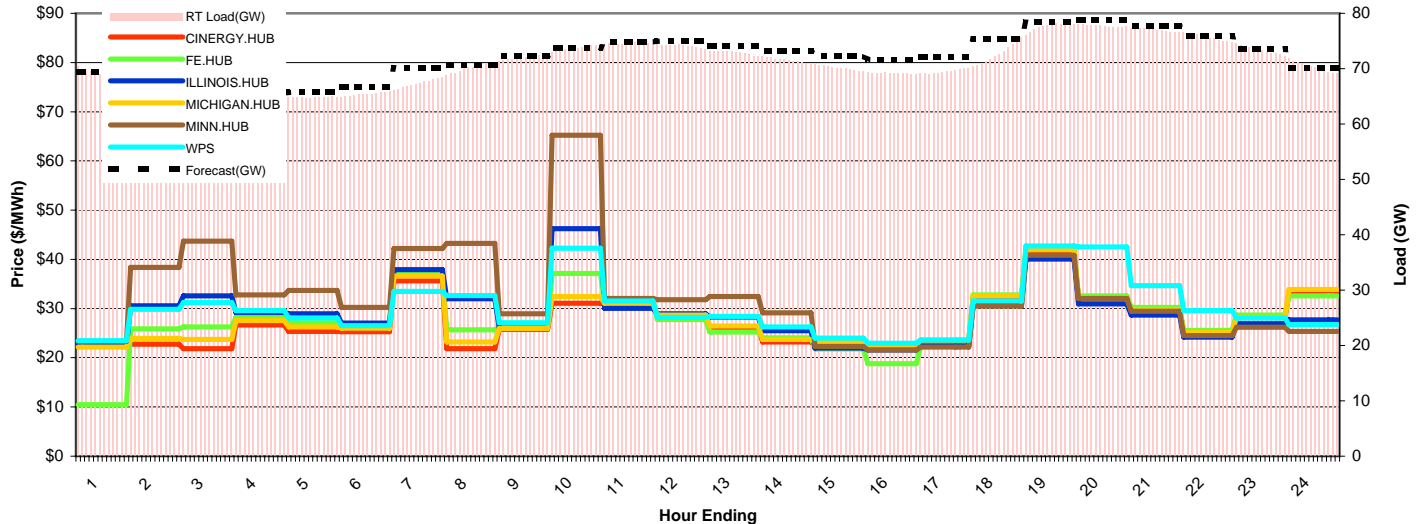
Day-Ahead Prices and Cleared Load

	HE1	HE2	HE3	HE4	HE5	HE6	HE7	HE8	HE9	HE10	HE11	HE12	HE13	HE14	HE15	HE16	HE17	HE18	HE19	HE20	HE21	HE22	HE23	HE24
CINERGY.HUB	41.32	39.52	35.81	34.32	33.92	36.64	44.27	54.83	58.85	62.94	64.61	59.48	51.46	45.33	38.15	34.05	35.97	61.73	77.83	67.49	61.23	52.81	49.22	41.29
FE.HUB	43.12	41.27	37.41	35.91	35.50	38.24	46.88	57.93	62.35	67.32	69.14	63.62	54.27	47.80	40.26	35.85	37.80	64.70	81.55	70.76	64.26	55.35	50.89	42.78
ILLINOIS.HUB	39.35	37.63	34.09	32.66	32.27	34.84	42.50	52.88	56.72	61.77	63.40	58.45	49.89	43.90	36.90	32.89	34.75	59.54	75.05	65.10	59.07	50.40	46.05	38.85
MICHIGAN.HUB	40.05	38.24	34.54	33.01	32.61	35.42	43.50	55.08	59.11	64.56	66.23	61.10	51.95	45.60	38.20	34.10	36.16	62.37	78.85	68.32	61.93	53.09	48.39	40.45
MINN.HUB	39.99	38.24	33.53	33.16	32.77	33.18	41.22	51.89	55.84	62.47	66.59	62.09	52.76	46.44	39.00	34.73	36.36	60.90	78.89	66.79	60.08	48.27	39.86	34.10
WPS	33.69	32.94	27.78	28.45	28.58	27.03	36.25	47.63	50.19	53.65	58.12	56.16	48.71	43.30	37.57	34.27	35.23	52.69	72.19	64.07	55.09	49.91	40.88	35.58
Cleared(GW)	68.7	66.8	66.0	65.5	66.0	66.8	68.6	70.8	72.7	74.1	74.3	74.1	73.1	72.1	71.3	70.5	71.2	75.8	78.4	78.2	77.1	75.6	72.6	6.9



Preliminary Real-Time Prices with Forecasted and Actual System Load

	HE1	HE2	HE3	HE4	HE5	HE6	HE7	HE8	HE9	HE10	HE11	HE12	HE13	HE14	HE15	HE16	HE17	HE18	HE19	HE20	HE21	HE22	HE23	HE24
CINERGY.HUB	22.59	22.77	21.85	26.64	25.34	25.29	35.62	21.83	25.76	31.08	31.02	28.57	26.15	23.19	22.87	22.38	23.34	32.12	41.50	31.99	29.74	25.16	28.16	33.29
FE.HUB	10.46	25.85	26.26	28.24	27.11	26.50	37.25	25.71	26.13	37.11	31.48	27.79	25.22	24.03	21.79	18.80	22.38	32.80	42.23	32.56	30.24	25.58	28.66	32.61
ILLINOIS.HUB	22.50	30.54	32.60	29.23	28.92	27.04	37.88	32.02	26.02	46.22	30.06	28.92	28.31	25.46	21.99	21.57	22.35	30.76	40.05	30.93	28.67	24.22	26.94	27.70
MICHIGAN.HUB	22.18	23.93	23.76	27.59	26.24	25.98	36.61	23.23	25.96	32.42	31.06	28.69	26.49	23.73	23.16	22.54	23.59	32.56	41.97	32.15	29.73	25.16	28.24	33.91
MINN.HUB	23.36	38.36	43.68	32.80	33.69	30.27	42.19	43.22	28.91	65.24	32.04	31.79	32.43	29.12	22.30	21.62	22.18	30.53	40.87	32.06	29.45	24.54	26.19	25.36
WPS	23.50	29.86	31.21	29.61	28.07	26.50	33.47	32.66	27.11	42.24	31.56	28.20	28.42	26.25	24.00	22.94	23.57	31.53	42.75	42.54	34.66	29.61	28.07	26.75
Forecasted(GW)	69.4	67.3	66.1	65.6	65.7	66.6	70.2	70.6	72.4	73.8	74.8	75.0	74.1	73.2	72.3	71.6	72.1	75.4	78.4	78.8	77.6	75.9	73.5	70.2
(RT) - (DA Load)	0.29	0.07	-0.55	-0.58	-1.11	-1.47	-1.34	-0.68	-0.74	-0.39	0.22	-0.08	-0.25	-0.56	-1.20	-1.35	-1.69	-3.18	-0.86	-0.47	-0.06	0.04	0.77	63.33



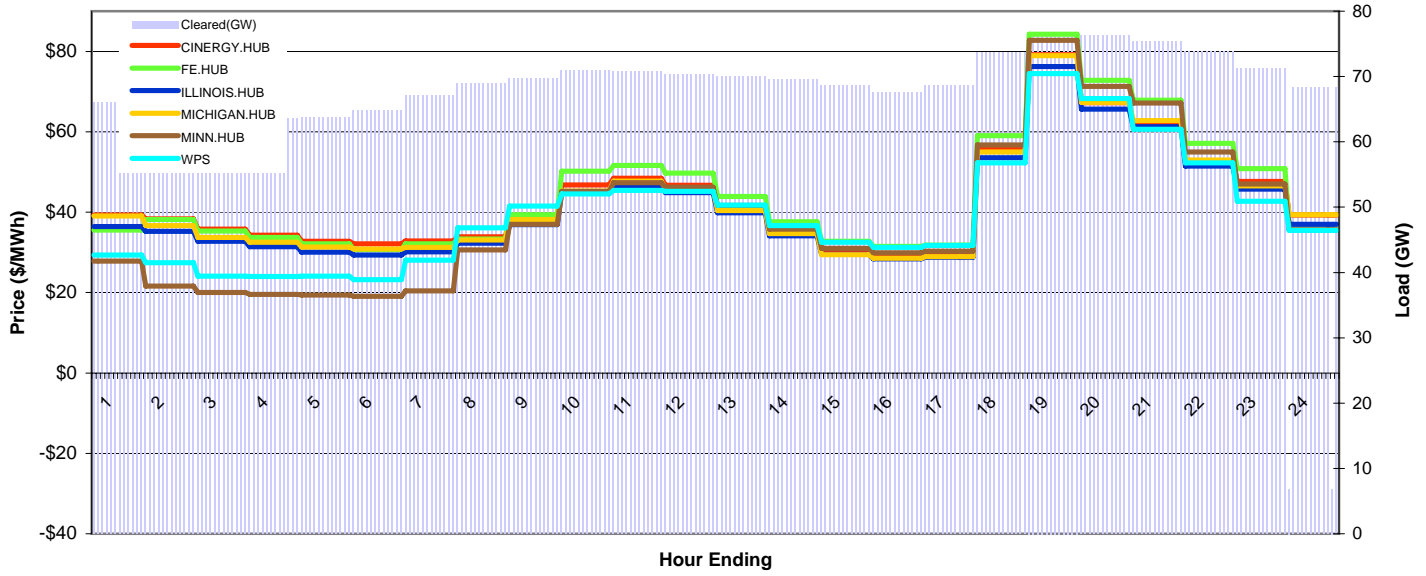
MISO Daily Report

Delivery Day: Sunday, January 10, 2010

Price Color Codes: ≤0 ≥100 ≥200

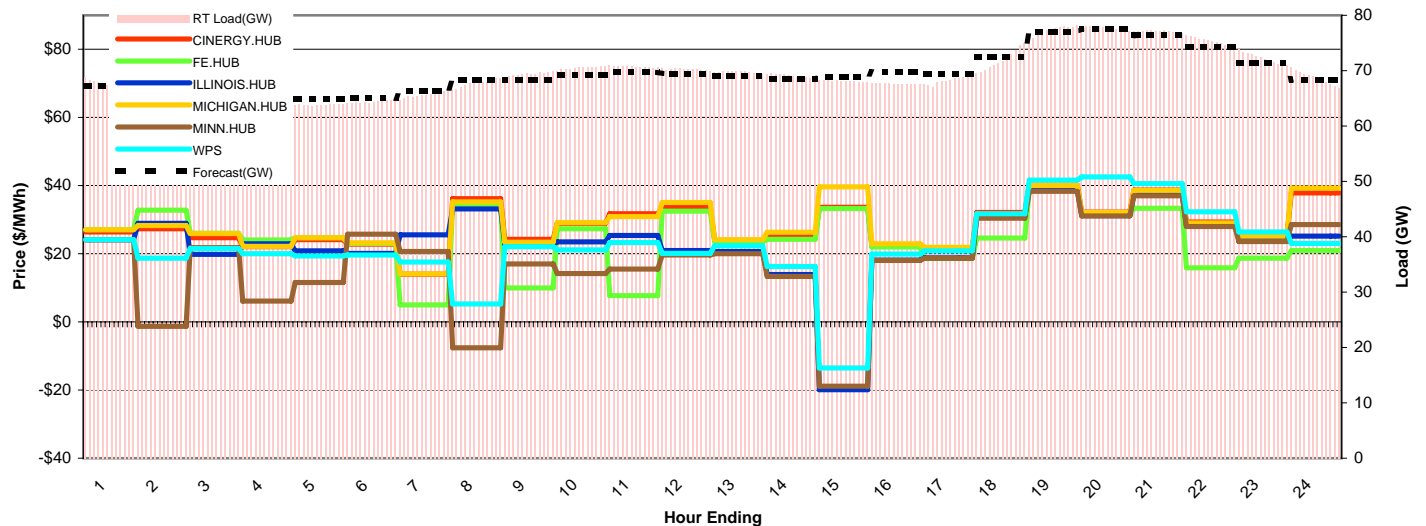
Day-Ahead Prices and Cleared Load

	HE1	HE2	HE3	HE4	HE5	HE6	HE7	HE8	HE9	HE10	HE11	HE12	HE13	HE14	HE15	HE16	HE17	HE18	HE19	HE20	HE21	HE22	HE23	HE24
CINERGY.HUB	39.32	38.36	35.75	34.30	32.77	32.10	32.83	33.86	38.57	46.78	48.45	46.69	41.18	35.42	30.62	29.52	29.86	55.68	79.20	67.23	61.95	52.63	47.68	39.26
FE.HUB	35.53	38.14	35.28	33.74	32.13	30.67	32.13	33.35	39.39	50.21	51.63	49.74	43.89	37.64	32.74	31.50	31.84	59.06	84.29	72.79	67.83	57.11	50.84	36.90
ILLINOIS.HUB	36.42	35.19	32.79	31.44	30.08	29.35	30.11	32.26	36.94	45.03	46.57	44.83	39.82	34.14	29.46	28.42	28.75	53.56	76.25	65.64	61.24	51.48	45.73	36.97
MICHIGAN.HUB	39.07	36.63	33.71	32.53	31.36	30.85	31.25	33.12	38.18	45.29	47.71	45.85	40.38	34.65	29.45	28.57	28.94	54.96	78.96	67.29	62.74	52.98	46.53	39.39
MINN.HUB	27.81	21.63	19.99	19.58	19.35	19.05	20.40	30.65	37.02	45.21	47.36	46.19	41.68	35.78	30.99	29.91	30.27	56.76	82.74	71.28	67.15	55.01	47.05	35.60
WPS	29.35	27.44	24.11	24.02	24.08	23.21	28.04	36.08	41.48	44.55	45.43	45.16	41.77	36.65	32.52	31.24	31.76	52.26	74.44	68.29	60.65	52.24	42.74	35.47
Cleared(GW)	66.0	64.8	64.0	63.5	63.8	64.7	67.1	68.9	69.8	70.9	70.8	70.3	70.0	69.6	68.6	67.5	68.7	73.7	76.7	76.3	75.3	73.9	71.3	6.8



Preliminary Real-Time Prices with Forecasted and Actual System Load

	HE1	HE2	HE3	HE4	HE5	HE6	HE7	HE8	HE9	HE10	HE11	HE12	HE13	HE14	HE15	HE16	HE17	HE18	HE19	HE20	HE21	HE22	HE23	HE24
CINERGY.HUB	26.45	27.38	24.68	22.11	24.16	22.88	13.98	36.22	24.24	28.94	31.75	33.75	23.87	25.07	33.64	22.42	21.81	32.16	40.10	32.26	38.73	29.30	25.39	37.90
FE.HUB	27.08	32.82	26.00	24.07	24.70	23.01	5.01	34.36	9.96	27.33	7.70	32.55	23.48	24.22	33.23	21.98	18.64	24.61	38.81	31.30	33.36	15.90	18.73	20.96
ILLINOIS.HUB	24.12	28.98	19.88	22.93	20.87	20.14	25.52	33.15	22.76	23.51	25.38	20.94	20.68	13.92	-19.94	18.11	18.80	31.06	38.71	31.20	37.43	28.42	24.70	25.17
MICHIGAN.HUB	27.09	28.33	25.94	22.18	24.71	23.25	14.08	35.20	23.37	29.12	30.89	35.02	24.17	26.35	39.69	22.90	21.88	31.60	40.02	32.14	38.63	29.02	25.21	39.24
MINN.HUB	24.08	-1.29	21.79	6.10	11.59	25.78	20.72	-7.57	17.06	14.24	15.47	19.62	20.05	13.39	-18.87	18.01	18.73	30.41	38.33	31.06	37.02	28.00	23.60	28.59
WPS	24.15	18.72	21.50	20.00	19.36	19.62	17.58	5.23	22.12	21.13	23.33	20.10	22.39	16.27	-13.54	19.94	20.84	31.75	41.58	42.54	40.56	32.36	26.45	23.00
Forecasted(GW)	67.3	66.3	65.5	64.9	64.9	65.1	66.3	68.3	68.3	69.2	69.7	69.5	69.0	68.5	68.8	69.7	69.4	72.4	77.0	77.6	76.4	74.4	71.4	68.3
(RT) - (DA Load)	1.49	0.88	0.49	0.48	0.08	-0.35	-1.43	-1.18	-0.34	-0.34	0.00	-0.04	-0.24	-0.47	-0.45	0.10	-0.39	-1.78	0.64	1.56	1.83	1.45	1.01	61.88



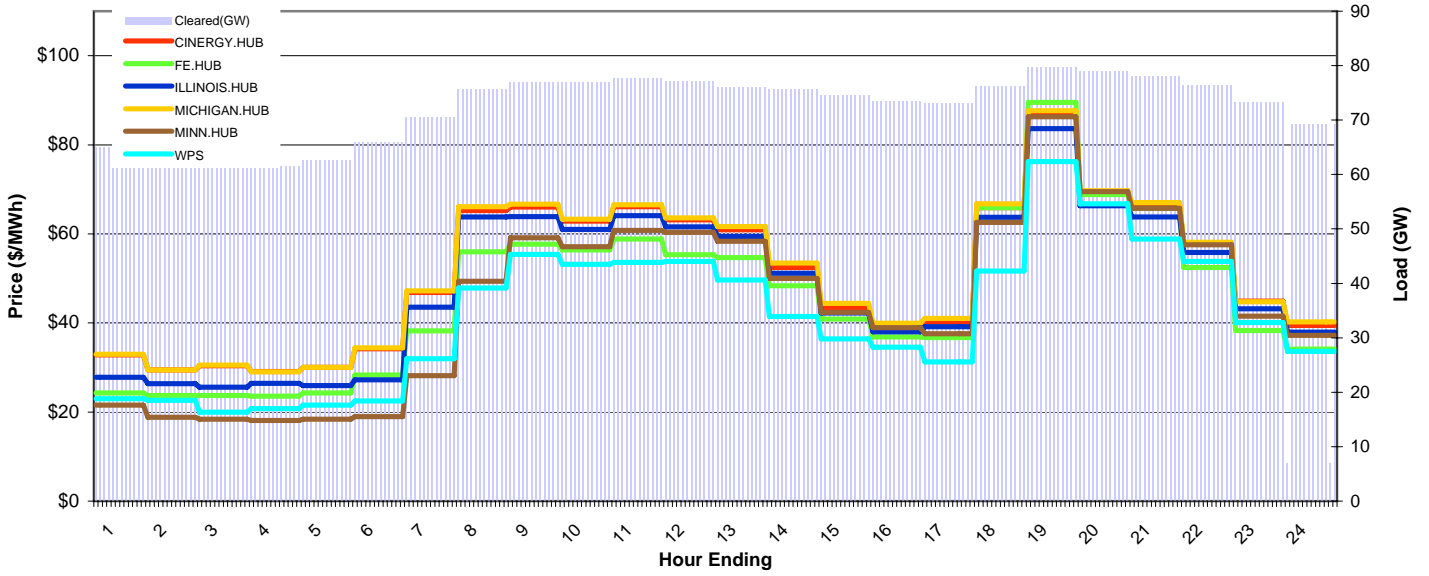
MISO Daily Report

Delivery Day: Monday, January 11, 2010

Price Color Codes: ≤0 ≥100 ≥200

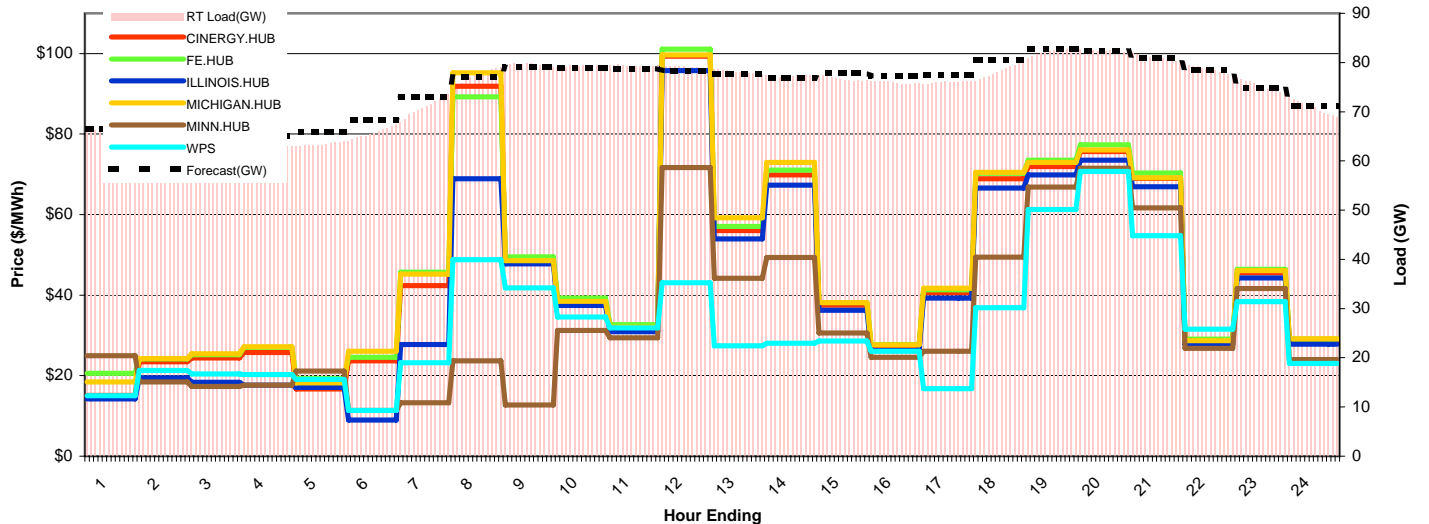
Day-Ahead Prices and Cleared Load

	HE1	HE2	HE3	HE4	HE5	HE6	HE7	HE8	HE9	HE10	HE11	HE12	HE13	HE14	HE15	HE16	HE17	HE18	HE19	HE20	HE21	HE22	HE23	HE24
CINERGY.HUB	32.84	29.46	30.38	29.08	30.00	34.18	46.87	65.23	66.00	62.90	66.08	63.19	60.92	52.48	43.39	39.09	40.15	65.87	86.60	69.01	66.42	57.67	44.93	39.46
FE.HUB	24.25	23.69	23.74	23.59	24.30	28.34	38.22	55.95	57.68	56.38	58.83	55.31	54.70	48.34	40.90	36.84	36.75	65.86	89.54	68.81	65.71	52.46	38.29	34.13
ILLINOIS.HUB	27.82	26.39	25.55	26.44	25.95	27.22	43.52	63.78	63.84	61.03	64.07	61.59	59.44	51.13	42.22	38.03	39.13	63.73	83.62	66.31	63.83	55.80	43.15	37.97
MICHIGAN.HUB	33.01	29.45	30.51	29.01	30.06	34.41	47.24	66.11	66.64	63.33	66.54	63.58	61.66	53.48	44.40	39.93	41.00	66.77	87.64	69.72	67.07	58.14	44.73	40.21
MINN.HUB	21.57	18.82	18.41	18.11	18.42	18.94	28.17	49.33	59.16	57.15	60.78	60.37	58.34	50.02	42.37	38.92	37.55	62.59	86.31	69.51	65.71	57.58	41.55	37.20
WPS	23.03	22.62	19.97	20.80	21.54	22.47	31.94	47.88	55.39	53.18	53.59	53.84	49.68	41.48	36.42	34.57	31.26	51.65	76.20	66.75	58.86	53.80	40.12	33.59
Cleared(GW)	64.9	62.8	61.6	61.5	62.6	65.9	70.6	75.7	76.9	76.8	77.7	77.2	76.1	75.6	74.5	73.5	73.1	76.2	79.6	78.9	78.0	76.4	73.2	6.9



Preliminary Real-Time Prices with Forecasted and Actual System Load

	HE1	HE2	HE3	HE4	HE5	HE6	HE7	HE8	HE9	HE10	HE11	HE12	HE13	HE14	HE15	HE16	HE17	HE18	HE19	HE20	HE21	HE22	HE23	HE24
CINERGY.HUB	15.13	23.47	24.44	25.72	16.66	23.65	42.33	91.91	48.55	38.69	32.04	99.31	56.05	69.90	37.50	27.18	40.62	68.89	71.91	75.69	68.97	28.54	45.58	28.80
FE.HUB	20.62	24.20	25.23	27.00	19.35	24.52	45.67	89.24	49.53	39.29	32.67	101.06	57.07	71.06	38.15	27.71	41.32	70.26	73.51	77.31	70.36	29.12	46.43	29.09
ILLINOIS.HUB	14.20	19.46	18.33	17.67	17.08	9.02	27.71	68.90	47.74	37.43	30.92	95.81	53.98	67.34	36.22	26.20	39.25	66.63	69.85	73.50	66.94	27.73	44.30	27.81
MICHIGAN.HUB	18.47	24.24	25.43	27.22	18.23	26.08	45.19	95.18	48.54	38.43	32.06	99.65	59.21	72.97	38.14	27.64	41.70	70.46	72.96	76.03	69.18	28.71	46.10	29.17
MINN.HUB	24.94	18.41	17.33	17.65	21.16	11.39	13.31	23.71	12.71	31.26	29.38	71.66	44.20	49.33	30.59	24.55	26.04	49.46	66.82	71.52	61.64	26.75	41.67	24.02
WPS	14.99	21.31	20.46	20.27	19.04	11.34	23.24	48.76	41.78	34.55	31.87	43.04	27.40	28.08	28.61	26.04	16.80	36.84	61.27	70.77	54.78	31.58	38.37	23.06
Forecasted(GW)	66.6	66.2	65.4	65.2	65.9	68.3	73.0	77.0	79.0	78.9	78.8	78.4	77.7	76.9	77.9	77.2	77.5	80.6	82.7	82.2	80.8	78.5	74.8	71.2
(RT) - (DA Load)	0.80	1.28	1.50	1.32	0.82	-0.26	0.35	1.42	2.63	2.44	1.68	1.82	2.04	1.62	2.18	2.41	2.86	1.98	2.56	3.39	2.98	2.20	2.00	63.93



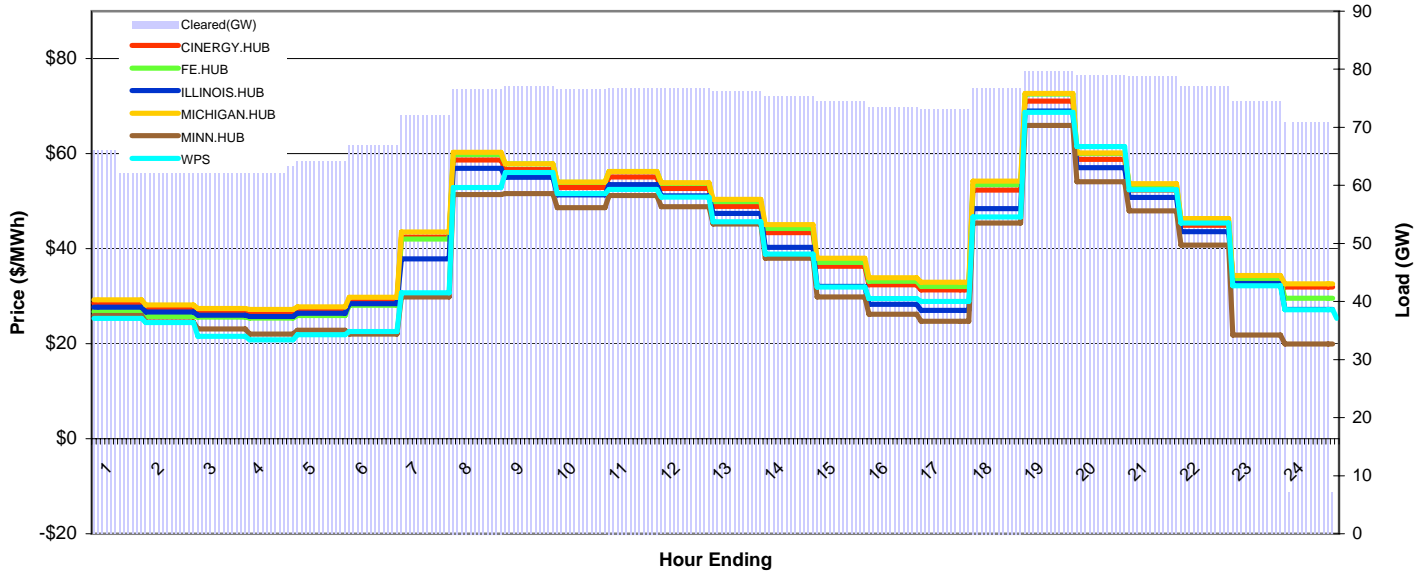
MISO Daily Report

Delivery Day: Tuesday, January 12, 2010

Price Color Codes: ≤0 ≥100 ≥200

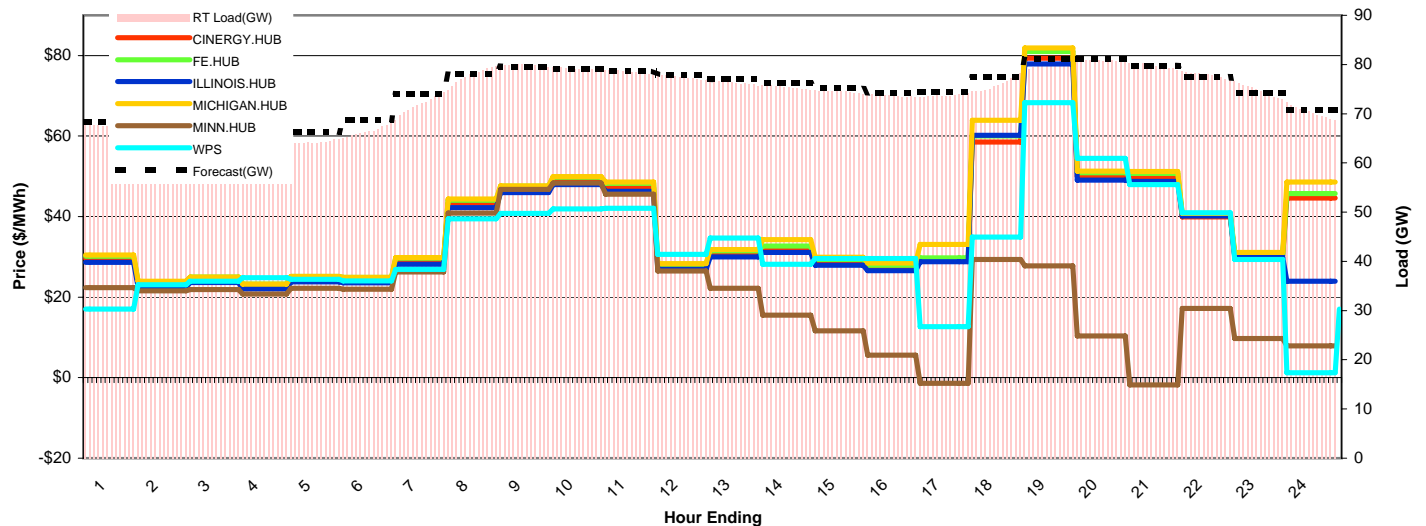
Day-Ahead Prices and Cleared Load

	HE1	HE2	HE3	HE4	HE5	HE6	HE7	HE8	HE9	HE10	HE11	HE12	HE13	HE14	HE15	HE16	HE17	HE18	HE19	HE20	HE21	HE22	HE23	HE24
CINERGY.HUB	28.60	27.59	26.88	26.67	27.21	29.18	42.44	58.66	56.69	52.88	55.09	52.68	48.88	43.36	36.29	32.41	31.35	52.37	71.10	58.81	52.32	44.93	34.01	31.91
FE.HUB	26.75	25.77	25.63	25.41	25.92	28.12	42.03	59.84	57.86	53.97	56.22	53.77	49.89	44.29	37.11	33.15	32.08	53.50	72.56	60.02	53.40	45.85	33.38	29.56
ILLINOIS.HUB	27.67	26.68	25.99	25.75	26.40	28.44	37.87	56.95	55.03	51.33	53.48	51.13	47.45	40.27	32.06	28.29	27.00	48.46	69.01	57.08	50.78	43.60	32.65	27.21
MICHIGAN.HUB	29.21	28.14	27.45	27.20	27.78	29.76	43.49	60.31	57.89	54.03	56.27	53.88	50.41	45.04	37.97	33.91	32.95	54.22	72.66	60.19	53.71	46.32	34.39	32.64
MINN.HUB	25.95	24.57	23.10	22.01	22.83	22.04	29.83	51.39	51.62	48.66	51.18	48.82	45.18	38.02	29.82	26.23	24.76	45.40	65.94	54.13	48.00	40.76	21.85	19.92
WPS	25.30	24.43	21.59	20.81	21.91	22.60	30.70	52.90	56.04	51.62	52.46	50.88	45.71	38.87	31.95	29.51	28.92	46.68	68.75	61.48	52.43	45.40	32.20	27.15
Cleared(GW)	66.0	63.9	63.4	63.3	64.2	66.9	72.1	76.6	77.1	76.5	76.8	76.7	76.2	75.3	74.5	73.4	73.0	76.8	79.6	78.9	78.8	77.1	74.5	7.1



Preliminary Real-Time Prices with Forecasted and Actual System Load

	HE1	HE2	HE3	HE4	HE5	HE6	HE7	HE8	HE9	HE10	HE11	HE12	HE13	HE14	HE15	HE16	HE17	HE18	HE19	HE20	HE21	HE22	HE23	HE24
CINERGY.HUB	29.62	23.34	24.38	22.75	24.59	24.33	29.16	43.38	46.79	48.80	47.16	27.45	30.66	31.79	28.55	27.16	28.95	58.51	79.37	50.00	49.86	39.89	30.30	44.63
FE.HUB	30.19	23.90	24.95	23.26	25.18	24.88	29.70	44.10	47.58	49.79	48.30	28.20	31.51	32.72	29.35	27.96	29.78	60.07	81.02	50.93	50.74	40.53	30.68	45.72
ILLINOIS.HUB	28.66	22.55	23.61	22.06	23.77	23.58	28.18	42.23	45.93	47.98	46.30	26.93	29.96	31.09	27.96	26.59	28.80	60.21	77.89	49.09	48.76	40.17	29.93	23.98
MICHIGAN.HUB	30.49	23.96	25.01	23.27	25.17	24.93	29.83	44.37	47.62	49.93	48.63	28.36	31.81	34.27	29.94	28.50	33.11	63.92	81.86	51.32	51.21	40.79	31.14	48.58
MINN.HUB	22.39	21.57	21.87	20.78	22.21	22.00	26.27	40.89	46.79	48.36	45.54	26.46	22.19	15.56	11.64	5.63	-1.42	29.37	27.79	10.35	-1.78	17.23	9.73	7.88
WPS	17.08	23.10	23.96	24.81	24.42	24.05	26.87	39.46	40.77	41.95	42.11	30.60	34.67	28.14	29.56	29.56	12.69	34.92	68.33	54.50	47.92	40.93	29.35	1.25
Forecasted(GW)	68.3	66.9	65.8	65.5	66.2	68.8	74.1	78.2	79.6	79.1	78.6	78.0	77.0	76.1	75.2	74.2	74.4	77.5	81.0	81.0	79.8	77.5	74.1	70.8
(RT) - (DA Load)	1.07	1.01	0.35	0.33	0.10	-0.41	-0.20	1.23	2.82	2.73	1.77	0.73	0.13	0.17	0.03	0.30	0.74	-0.80	0.79	1.98	1.05	0.88	0.25	63.30



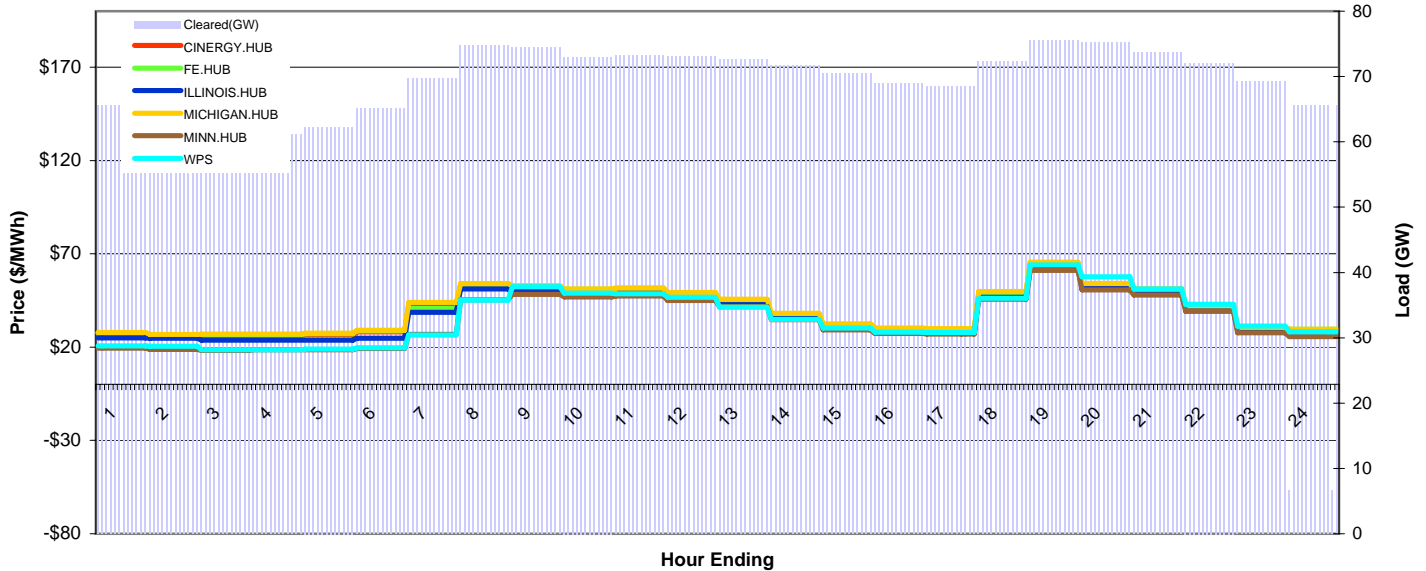
MISO Daily Report

Delivery Day: Wednesday, January 13, 2010

Price Color Codes: <=0 >=100 >=200

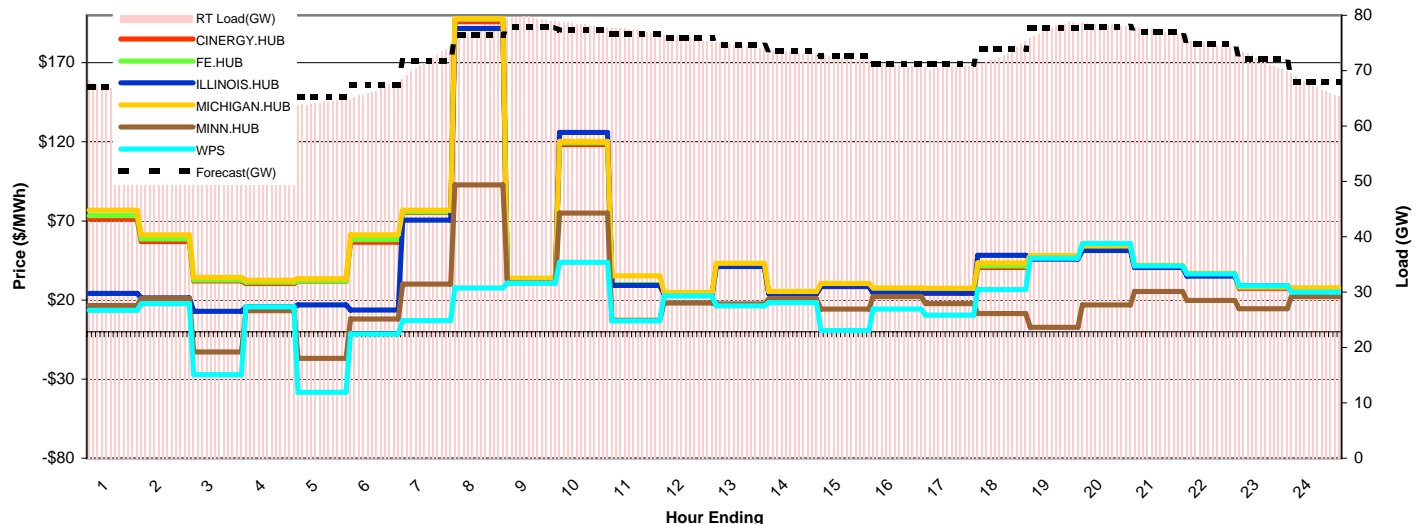
Day-Ahead Prices and Cleared Load

	HE1	HE2	HE3	HE4	HE5	HE6	HE7	HE8	HE9	HE10	HE11	HE12	HE13	HE14	HE15	HE16	HE17	HE18	HE19	HE20	HE21	HE22	HE23	HE24
CINERGY.HUB	27.16	26.11	26.22	26.24	26.61	28.11	42.57	52.82	51.66	49.92	50.44	48.02	44.00	36.35	30.76	28.61	28.36	47.87	64.02	52.91	50.00	40.97	30.00	28.92
FE.HUB	27.69	26.59	26.70	26.73	27.12	28.67	40.74	53.71	52.72	50.95	51.48	49.00	44.90	37.21	31.57	29.33	28.94	49.20	65.33	54.00	51.03	41.82	30.62	29.50
ILLINOIS.HUB	24.92	24.73	23.80	23.71	23.75	24.77	38.63	51.18	50.14	48.45	48.97	46.61	42.71	35.39	30.02	27.90	27.53	46.79	62.10	51.36	48.54	39.77	29.02	27.97
MICHIGAN.HUB	27.91	26.75	26.95	27.01	27.49	29.04	43.97	54.08	52.84	51.18	51.67	49.36	45.65	38.20	32.53	30.26	29.93	49.86	65.46	54.12	51.14	42.14	30.64	29.54
MINN.HUB	19.42	18.68	18.20	18.51	18.67	19.21	26.86	45.33	48.26	46.89	47.36	44.97	41.69	34.68	29.28	27.40	26.97	45.75	61.04	50.68	47.90	39.25	27.65	25.70
WPS	20.60	20.41	18.52	18.61	18.95	19.68	26.52	45.25	52.36	48.95	48.66	46.66	41.36	34.84	30.25	27.94	27.84	46.14	64.02	57.68	51.17	42.87	31.27	28.17
Cleared(GW)	65.5	62.9	61.1	61.2	62.3	65.1	69.7	74.7	74.5	73.0	73.2	73.1	72.5	71.6	70.4	68.9	68.5	72.3	75.5	75.2	73.7	72.1	69.2	6.6



Preliminary Real-Time Prices with Forecasted and Actual System Load

	HE1	HE2	HE3	HE4	HE5	HE6	HE7	HE8	HE9	HE10	HE11	HE12	HE13	HE14	HE15	HE16	HE17	HE18	HE19	HE20	HE21	HE22	HE23	HE24
CINERGY.HUB	71.15	56.98	32.14	30.56	31.84	56.56	75.28	196.03	33.41	118.29	29.24	23.69	41.29	23.69	28.36	24.77	24.15	40.52	46.52	52.31	40.52	35.78	27.46	26.61
FE.HUB	73.28	58.63	32.65	31.31	32.11	58.11	75.85	197.52	33.78	119.46	29.78	24.32	42.17	24.31	28.91	25.47	24.84	41.55	47.59	53.41	41.38	36.54	28.22	27.41
ILLINOIS.HUB	24.28	21.29	12.89	15.72	16.99	13.77	70.61	191.61	32.60	120.21	29.24	23.83	41.20	23.96	28.65	24.48	24.33	48.26	45.84	51.37	40.55	35.18	29.05	25.69
MICHIGAN.HUB	76.73	61.14	34.34	32.48	33.57	61.20	76.75	197.92	33.63	120.21	35.39	24.75	43.28	25.36	30.51	27.53	27.33	43.46	48.15	54.10	41.90	36.99	28.51	27.71
MINN.HUB	16.54	20.92	-12.78	13.29	-16.96	8.01	30.04	92.82	30.86	74.92	7.27	18.18	17.42	20.82	14.31	22.21	17.69	11.48	2.82	16.96	25.44	19.77	14.43	22.18
WPS	13.44	17.74	-27.24	15.71	-38.25	-1.58	6.93	27.60	30.67	43.90	6.72	22.57	16.40	18.37	0.71	14.19	10.38	26.67	46.36	55.81	41.54	36.55	29.10	24.99
Forecasted(GW)	67.0	66.0	64.9	64.6	65.3	67.4	71.8	76.5	77.9	77.3	76.7	75.8	74.6	73.7	72.6	71.2	71.3	74.0	77.7	77.9	76.9	74.8	72.2	68.1
(RT) - (DA Load)	1.39	2.23	2.94	2.49	2.02	1.39	1.88	2.95	4.99	5.37	4.03	2.88	2.05	1.76	1.91	2.25	2.13	0.59	2.20	3.08	3.56	2.69	2.59	60.71



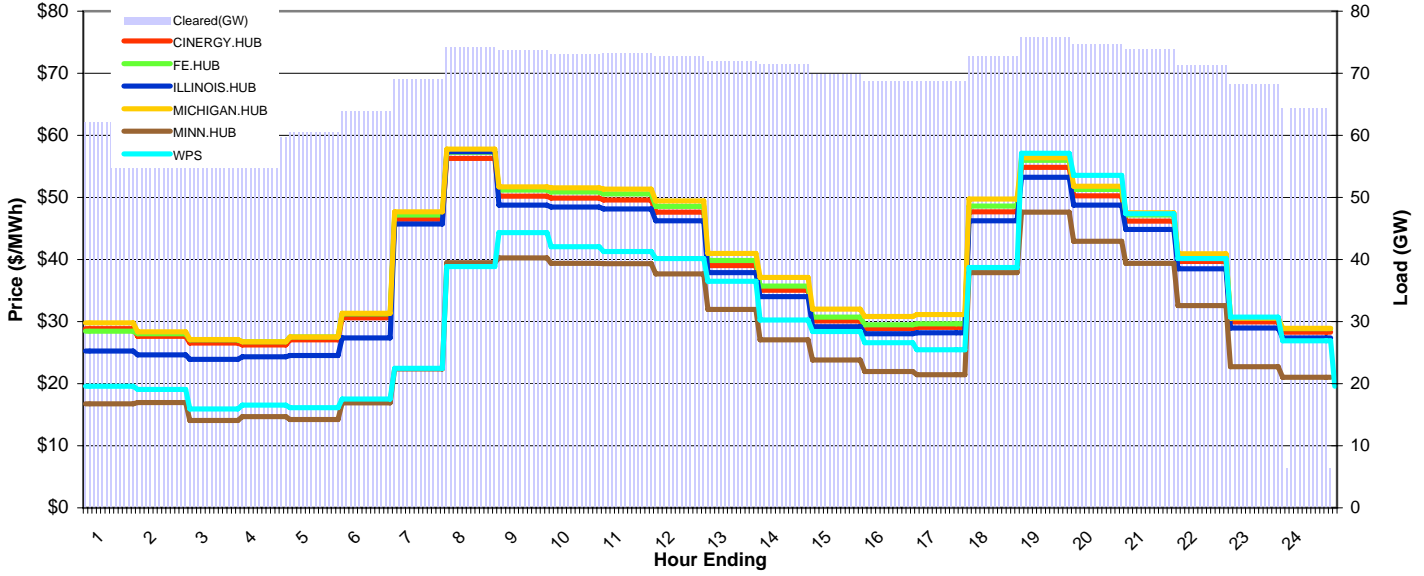
MISO Daily Report

Delivery Day: Thursday, January 14, 2010

Price Color Codes: ≤0 ≥100 ≥200

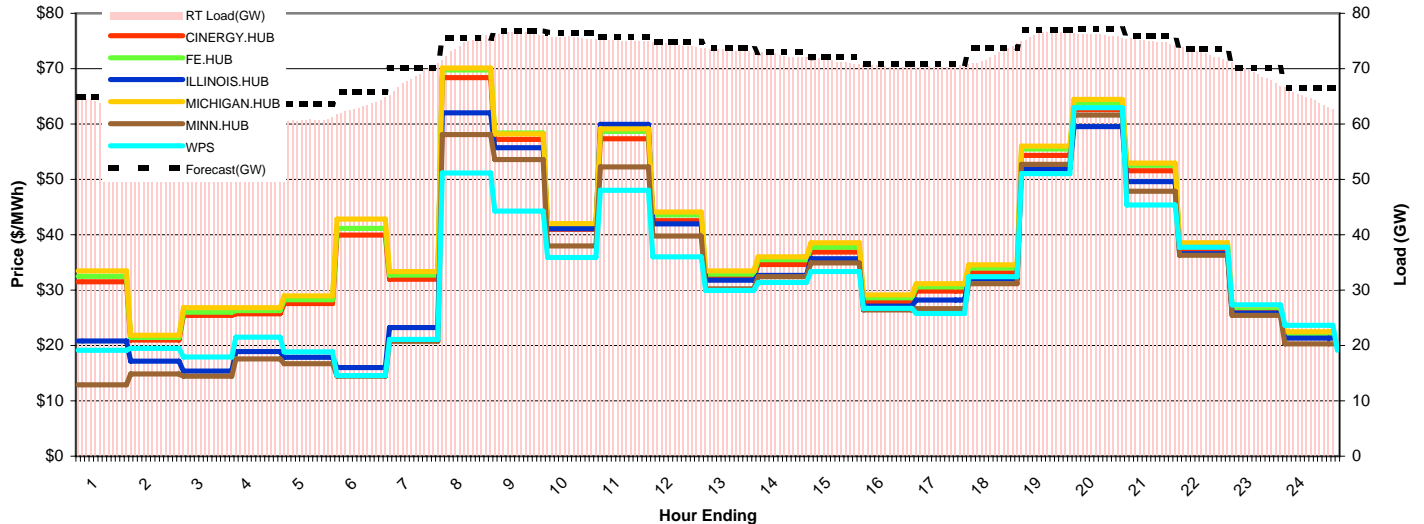
Day-Ahead Prices and Cleared Load

	HE1	HE2	HE3	HE4	HE5	HE6	HE7	HE8	HE9	HE10	HE11	HE12	HE13	HE14	HE15	HE16	HE17	HE18	HE19	HE20	HE21	HE22	HE23	HE24
CINERGY.HUB	28.88	27.65	26.57	26.26	27.06	30.63	46.48	56.30	50.21	49.90	49.60	47.64	39.04	35.03	30.08	28.89	29.05	47.66	54.85	50.25	46.19	39.69	29.94	28.32
FE.HUB	28.47	28.02	27.08	26.75	27.55	31.22	47.17	57.27	51.18	50.87	50.56	48.56	39.84	35.74	30.71	29.49	29.64	48.59	55.99	51.27	47.14	40.49	30.56	28.89
ILLINOIS.HUB	25.24	24.64	23.92	24.31	24.55	27.37	45.74	57.39	48.75	48.45	48.15	46.24	37.89	34.00	29.19	28.05	28.20	46.26	53.23	48.77	44.84	38.52	28.95	27.38
MICHIGAN.HUB	29.77	28.36	27.13	26.75	27.54	31.35	47.66	57.78	51.71	51.54	51.33	49.45	40.97	37.11	32.02	30.83	31.13	49.73	56.39	51.82	47.52	40.94	30.58	28.93
MINN.HUB	16.76	16.98	14.06	14.69	14.21	16.93	22.36	39.48	40.26	39.40	39.32	37.68	31.97	27.08	23.83	21.94	21.46	37.89	47.64	42.93	39.37	32.60	22.71	21.02
WPS	19.58	19.07	15.91	16.55	16.15	17.51	22.48	38.85	44.32	42.06	41.31	40.17	36.49	30.26	28.41	26.57	25.46	38.69	57.12	53.54	47.36	40.16	30.70	26.91
Cleared(GW)	62.1	60.9	59.4	59.7	60.6	63.8	69.0	74.2	73.7	73.0	73.1	72.7	71.9	71.4	69.8	68.7	68.6	72.8	75.8	74.7	73.8	71.3	68.3	6.4



Preliminary Real-Time Prices with Forecasted and Actual System Load

	HE1	HE2	HE3	HE4	HE5	HE6	HE7	HE8	HE9	HE10	HE11	HE12	HE13	HE14	HE15	HE16	HE17	HE18	HE19	HE20	HE21	HE22	HE23	HE24
CINERGY.HUB	31.53	20.97	25.42	25.71	27.57	39.94	31.95	68.41	57.22	40.99	57.33	42.53	32.12	34.60	36.86	27.88	29.84	33.15	54.34	62.59	51.55	37.43	26.30	21.70
FE.HUB	32.46	21.46	26.02	26.32	28.28	41.17	32.69	69.77	58.39	41.89	58.67	43.57	32.91	35.47	37.75	28.61	30.59	33.97	55.48	63.78	52.54	38.18	26.82	22.16
ILLINOIS.HUB	20.81	17.15	15.40	18.92	17.84	16.00	23.26	62.04	55.71	41.10	59.94	41.96	31.81	32.64	35.68	27.12	28.22	32.00	51.90	59.51	49.61	36.58	25.82	21.35
MICHIGAN.HUB	33.48	21.87	26.80	26.80	28.97	42.81	33.34	70.09	58.18	42.00	59.11	44.12	33.45	36.04	38.54	29.16	31.18	34.58	56.02	64.43	52.92	38.56	27.24	22.46
MINN.HUB	12.87	14.88	14.47	17.56	16.69	14.46	20.73	58.08	53.59	37.99	52.25	39.74	30.21	32.40	34.90	26.39	26.64	31.14	52.71	61.62	47.88	36.28	25.41	20.30
WPS	19.14	19.47	17.94	21.52	18.87	14.57	21.11	51.15	44.26	35.92	48.05	36.00	29.96	31.38	33.35	26.73	25.77	32.40	51.02	62.92	45.36	37.77	27.34	23.61
Forecasted(GW)	65.0	64.1	62.9	62.7	63.7	65.8	70.1	75.6	76.9	76.6	75.8	74.9	73.8	73.0	72.0	70.8	70.9	73.8	77.0	77.1	75.8	73.6	70.2	66.5
(RT) - (DA Load)	1.74	0.91	1.16	0.67	0.13	-0.68	-0.68	0.19	2.64	2.54	1.94	1.60	1.41	1.01	1.61	1.71	1.69	-0.41	0.34	1.40	1.10	1.48	0.80	58.20



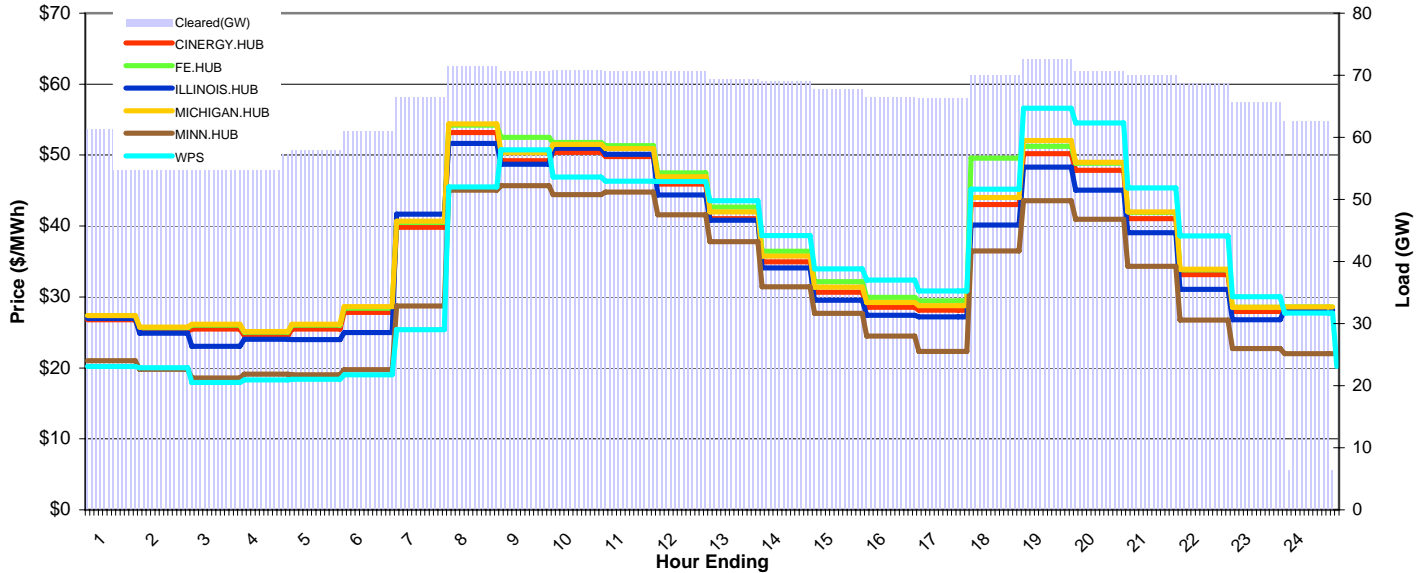
MISO Daily Report

Delivery Day: Friday, January 15, 2010

Price Color Codes: <=0 >=100 >=200

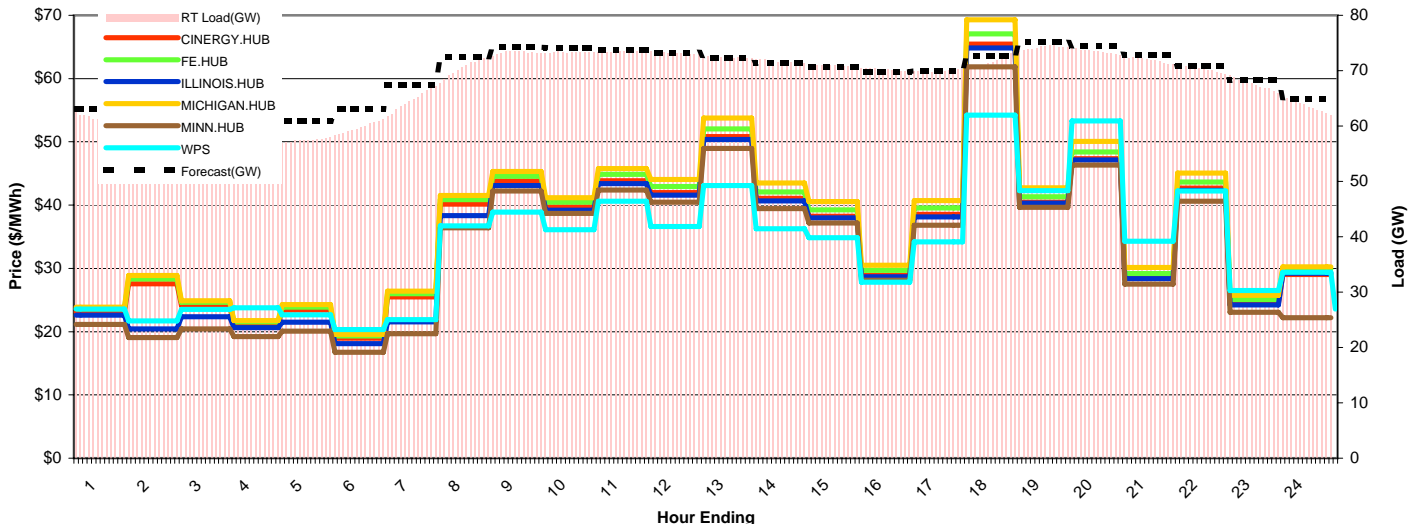
Day-Ahead Prices and Cleared Load

	HE1	HE2	HE3	HE4	HE5	HE6	HE7	HE8	HE9	HE10	HE11	HE12	HE13	HE14	HE15	HE16	HE17	HE18	HE19	HE20	HE21	HE22	HE23	HE24
CINERGY.HUB	26.81	25.19	25.47	24.54	25.49	27.82	39.81	53.18	49.19	50.37	49.78	45.90	41.04	34.94	30.69	28.57	28.13	43.03	50.20	47.87	41.04	33.14	27.96	28.01
FE.HUB	27.32	25.68	26.01	25.03	26.02	28.43	40.50	54.21	52.50	51.78	51.31	47.50	42.65	36.44	32.16	29.95	29.46	49.58	51.25	48.86	41.89	33.83	28.56	28.58
ILLINOIS.HUB	26.95	24.88	23.03	24.04	24.00	25.00	41.67	51.66	48.73	50.97	50.10	44.39	40.84	34.10	29.54	27.42	27.21	40.14	48.31	45.06	39.08	31.06	26.81	28.17
MICHIGAN.HUB	27.38	25.74	26.18	25.10	26.15	28.65	40.69	54.38	50.33	51.53	50.93	46.96	41.99	35.75	31.40	29.23	28.78	44.04	52.05	48.97	41.98	33.90	28.57	28.61
MINN.HUB	21.04	19.80	18.58	19.12	19.05	19.75	28.71	45.07	45.70	44.41	44.77	41.57	37.79	31.42	27.71	24.51	22.32	36.51	43.58	40.96	34.33	26.75	22.73	21.99
WPS	20.21	20.04	17.97	18.32	18.39	19.03	25.39	45.50	50.73	46.89	46.33	46.28	43.58	38.64	33.96	32.39	30.84	45.17	56.59	54.51	45.36	38.60	30.05	27.73
Cleared(GW)	61.2	59.0	57.0	57.3	57.9	60.9	66.5	71.5	70.7	70.8	70.7	70.7	69.3	69.0	67.8	66.4	66.3	70.1	72.6	70.5	69.9	68.7	65.7	6.3



Preliminary Real-Time Prices with Forecasted and Actual System Load

	HE1	HE2	HE3	HE4	HE5	HE6	HE7	HE8	HE9	HE10	HE11	HE12	HE13	HE14	HE15	HE16	HE17	HE18	HE19	HE20	HE21	HE22	HE23	HE24
CINERGY.HUB	23.12	27.59	24.14	21.14	23.40	18.95	25.48	40.18	43.80	39.70	43.87	41.97	50.83	41.05	38.25	28.90	38.54	65.47	40.46	47.36	28.54	42.71	24.48	29.02
FE.HUB	23.60	28.30	24.63	21.56	23.89	19.33	26.02	40.88	44.56	40.47	44.85	42.96	52.07	42.07	39.23	29.68	39.55	67.07	41.33	48.41	29.17	43.65	25.10	29.88
ILLINOIS.HUB	22.59	20.41	22.34	20.66	21.52	18.11	21.57	38.33	43.11	39.19	43.39	41.59	50.37	40.64	37.97	28.70	38.14	64.83	40.29	47.16	28.36	42.35	24.22	29.25
MICHIGAN.HUB	23.89	28.90	24.88	21.74	24.29	19.55	26.42	41.50	45.31	41.18	45.78	44.04	53.78	43.52	40.54	30.50	40.74	69.31	42.74	50.05	30.16	45.09	25.75	30.27
MINN.HUB	21.14	19.08	20.44	19.21	20.06	16.75	19.67	36.44	42.25	38.67	42.36	40.48	48.98	39.43	37.20	28.11	36.83	61.84	39.66	46.35	27.50	40.59	23.07	22.19
WPS	23.55	21.72	23.51	23.77	22.66	20.31	21.88	36.71	38.90	36.10	40.60	36.60	43.08	36.24	34.87	27.84	34.20	54.22	42.26	53.29	34.32	42.21	26.49	29.38
Forecasted(GW)	63.1	62.1	60.8	60.4	60.8	63.1	67.4	72.4	74.2	74.1	73.8	73.2	72.3	71.4	70.6	69.8	70.0	72.7	75.3	74.5	72.8	70.8	68.2	65.0
(RT) - (DA Load)	-0.08	-0.07	0.68	-0.28	-0.52	-1.25	-1.88	-0.99	2.53	2.42	2.78	2.54	3.16	2.61	3.09	3.77	3.65	1.52	1.54	2.92	1.98	1.58	1.83	57.40



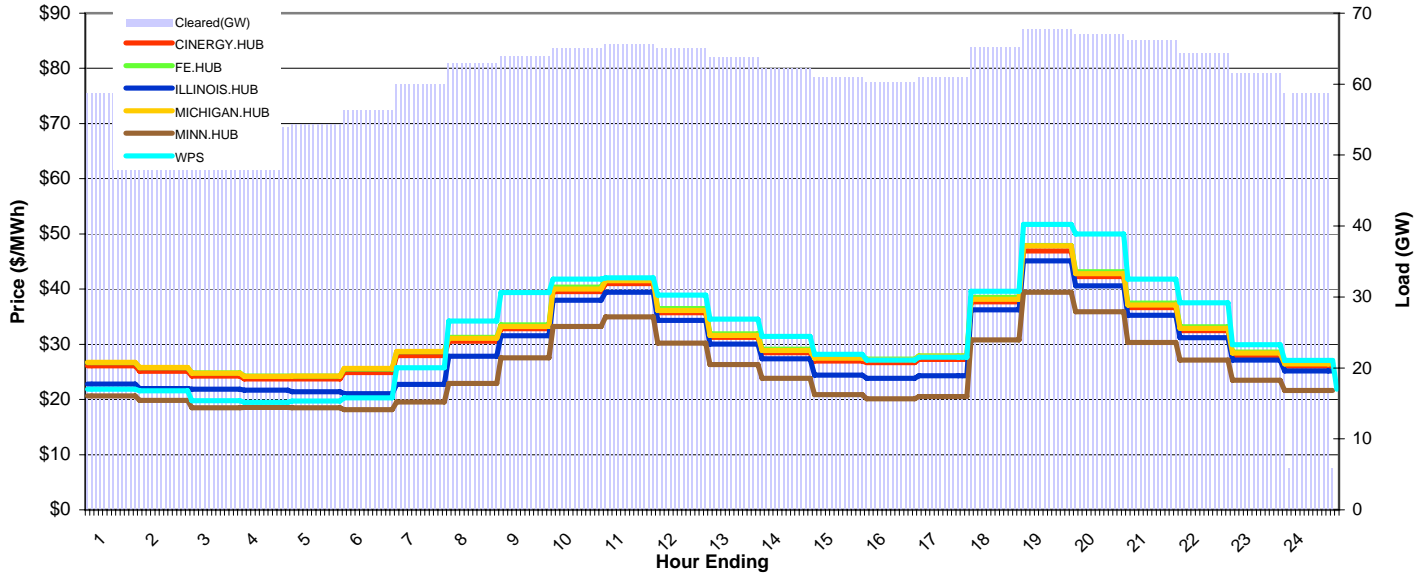
MISO Daily Report

Delivery Day: Saturday, January 16, 2010

Price Color Codes: <=0 >=100 >=200

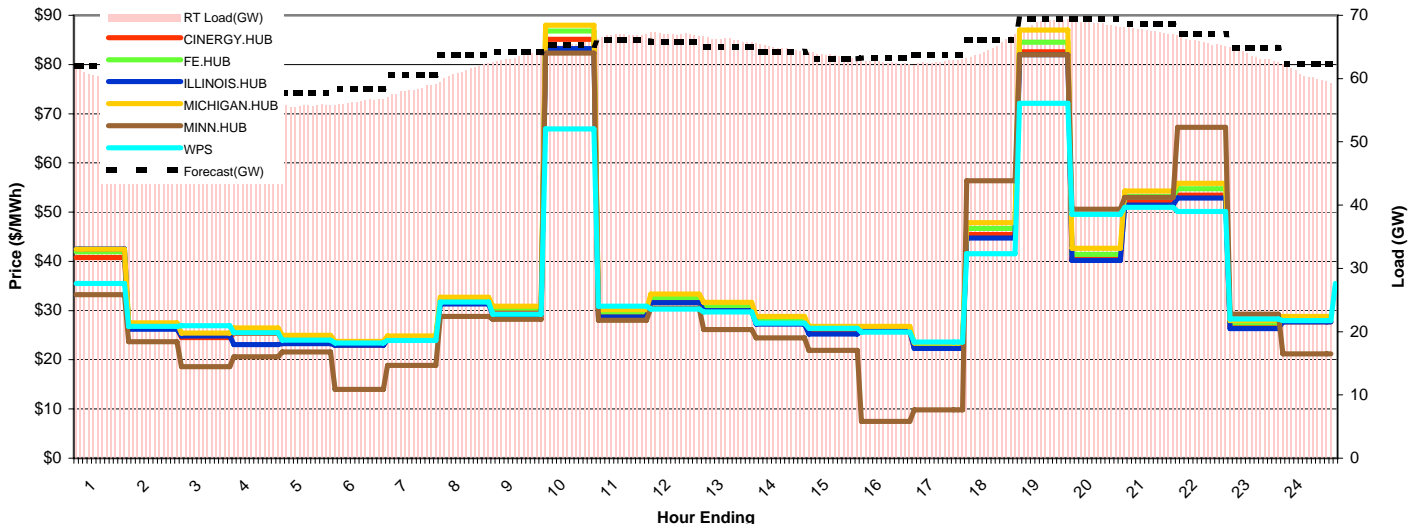
Day-Ahead Prices and Cleared Load

	HE1	HE2	HE3	HE4	HE5	HE6	HE7	HE8	HE9	HE10	HE11	HE12	HE13	HE14	HE15	HE16	HE17	HE18	HE19	HE20	HE21	HE22	HE23	HE24
CINERGY.HUB	26.07	25.13	24.25	23.72	23.70	24.90	27.94	30.55	32.83	39.53	41.00	35.70	31.24	28.50	26.98	26.70	27.27	37.71	46.92	42.25	36.67	32.47	27.96	26.01
FE.HUB	26.70	25.74	24.80	24.25	24.24	25.53	28.65	31.23	33.52	40.36	41.87	36.45	31.90	29.10	27.60	27.32	27.91	38.51	47.91	43.14	37.44	33.16	28.56	26.56
ILLINOIS.HUB	22.79	21.96	21.87	21.71	21.41	21.04	22.75	27.82	31.57	38.01	39.42	34.32	30.04	27.40	24.40	23.82	24.28	36.26	45.12	40.62	35.26	31.22	27.12	25.18
MICHIGAN.HUB	26.74	25.78	24.76	24.20	24.23	25.63	28.69	31.09	33.24	40.02	41.51	36.15	31.63	28.86	27.47	27.22	27.81	38.18	47.82	42.78	37.13	32.88	28.43	26.44
MINN.HUB	20.64	19.85	18.49	18.54	18.52	18.15	19.53	22.88	27.54	33.25	34.98	30.22	26.34	23.83	20.85	20.14	20.51	30.81	39.43	35.91	30.35	27.14	23.48	21.63
WPS	21.87	21.59	19.78	19.48	19.74	20.30	25.72	34.24	39.35	41.78	42.05	38.91	34.59	31.41	28.16	27.14	27.67	39.63	51.72	49.98	41.80	37.50	29.90	27.10
Cleared(GW)	58.7	56.1	54.6	53.9	54.4	56.4	60.0	62.9	63.9	65.0	65.6	65.1	63.8	62.3	61.0	60.3	61.0	65.1	67.7	67.1	66.2	64.4	61.5	5.9



Preliminary Real-Time Prices with Forecasted and Actual System Load

	HE1	HE2	HE3	HE4	HE5	HE6	HE7	HE8	HE9	HE10	HE11	HE12	HE13	HE14	HE15	HE16	HE17	HE18	HE19	HE20	HE21	HE22	HE23	HE24
CINERGY.HUB	40.76	26.49	24.52	25.37	24.02	22.98	24.07	31.61	29.86	85.14	29.17	32.03	30.37	27.62	25.63	25.76	22.46	45.45	82.61	40.50	51.96	53.46	26.73	27.69
FE.HUB	41.93	27.22	25.14	26.13	24.75	23.57	24.62	32.32	30.53	86.84	29.75	32.66	31.04	28.30	26.35	26.44	23.08	46.69	84.52	41.44	53.18	54.78	27.48	28.45
ILLINOIS.HUB	42.55	26.18	24.81	23.09	23.31	22.93	24.04	31.37	29.10	83.22	28.66	31.58	29.95	27.22	25.22	25.98	22.31	44.74	81.98	40.21	51.44	52.88	26.31	27.72
MICHIGAN.HUB	42.44	27.48	25.44	26.46	24.96	23.76	24.84	32.70	30.86	87.99	30.15	33.36	31.68	28.80	26.79	26.80	23.42	47.86	86.99	42.69	54.31	55.85	27.99	28.84
MINN.HUB	33.22	23.66	18.63	20.60	21.58	13.99	18.87	28.81	28.24	82.35	28.02	30.50	26.13	24.43	21.90	7.50	9.80	56.39	82.03	50.59	53.01	67.22	29.25	21.19
WPS	35.52	26.77	26.95	25.49	24.02	23.40	23.91	31.72	29.29	66.92	30.89	30.29	29.69	27.41	26.41	25.62	23.63	41.55	72.15	49.58	50.97	50.16	28.27	27.95
Forecasted(GW)	62.0	59.9	58.5	57.8	57.7	58.4	60.6	63.7	64.1	65.3	66.1	65.8	65.0	64.2	63.1	63.3	63.7	66.1	69.5	69.4	68.6	67.1	64.9	62.3
(RT) - (DA Load)	1.58	2.00	2.02	1.89	1.34	-0.04	-1.78	-1.79	-0.53	0.31	1.17	1.97	2.32	2.59	2.65	2.28	1.59	-0.27	0.99	1.66	1.41	1.43	2.15	54.72



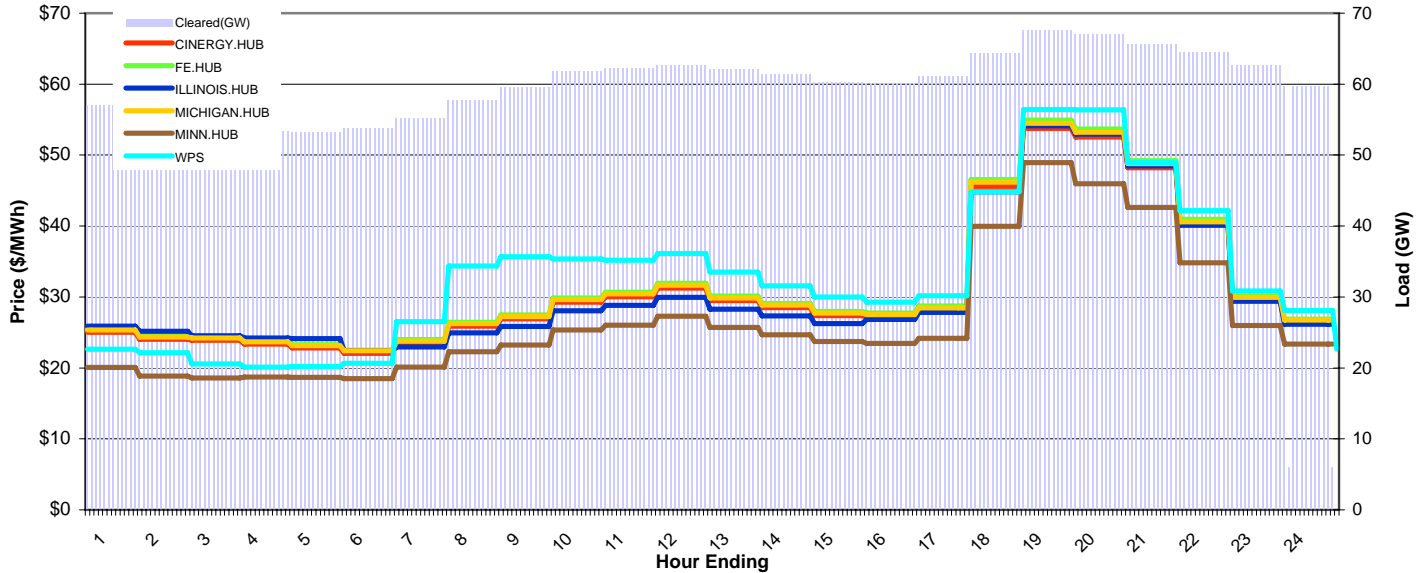
MISO Daily Report

Delivery Day: Sunday, January 17, 2010

Price Color Codes: ≤0 ≥100 ≥200

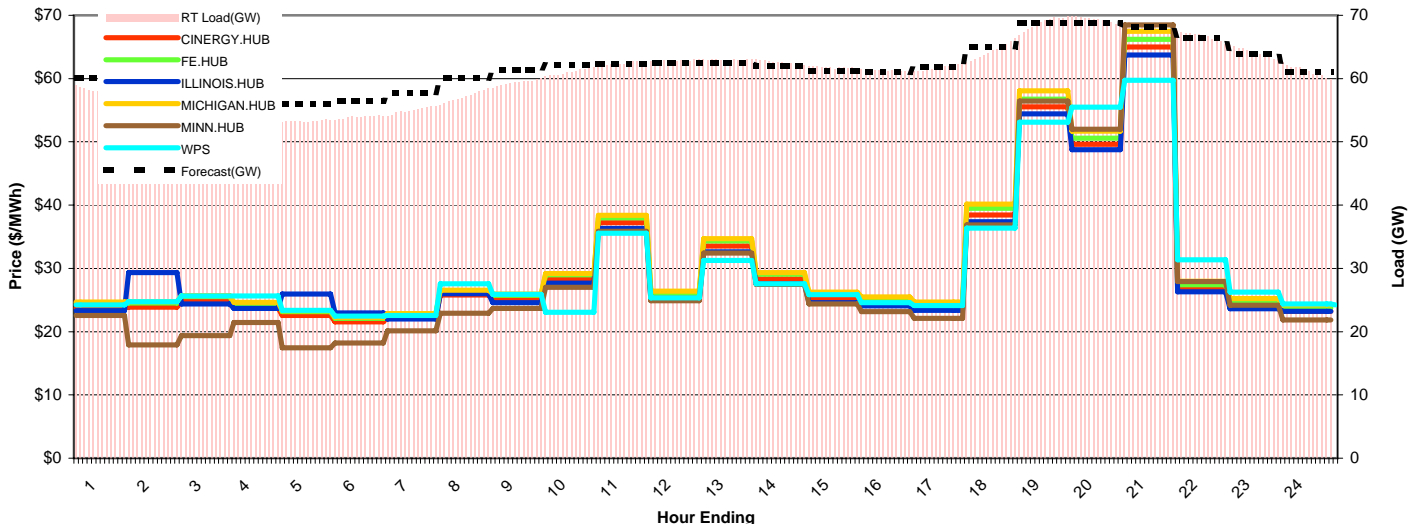
Day-Ahead Prices and Cleared Load

	HE1	HE2	HE3	HE4	HE5	HE6	HE7	HE8	HE9	HE10	HE11	HE12	HE13	HE14	HE15	HE16	HE17	HE18	HE19	HE20	HE21	HE22	HE23	HE24
CINERGY.HUB	25.02	24.02	23.89	23.38	22.80	22.07	23.50	25.90	26.92	29.26	30.05	31.26	29.51	28.51	27.40	27.17	28.13	45.60	53.78	52.56	48.22	40.10	29.43	26.29
FE.HUB	25.54	24.50	24.37	23.85	23.26	22.52	23.98	26.45	27.49	29.88	30.69	31.92	30.13	29.11	27.98	27.74	28.72	46.56	54.93	53.66	49.23	40.94	30.07	26.86
ILLINOIS.HUB	25.89	25.18	24.55	24.20	24.15	22.42	22.97	24.95	25.83	28.07	28.84	29.95	28.26	27.32	26.26	26.85	27.84	44.81	54.13	52.96	48.49	40.16	29.41	26.18
MICHIGAN.HUB	25.37	24.34	24.20	23.70	23.15	22.42	23.78	26.23	27.26	29.62	30.43	31.65	29.88	28.86	27.74	27.51	28.48	46.17	54.48	53.21	48.82	40.60	29.93	26.73
MINN.HUB	20.07	18.87	18.59	18.71	18.67	18.51	20.11	22.30	23.23	25.37	26.02	27.30	25.69	24.67	23.73	23.45	24.18	39.98	48.94	45.98	42.62	34.84	25.98	23.38
WPS	22.66	22.16	20.55	20.12	20.22	20.64	26.52	34.35	35.68	35.35	35.19	36.11	33.51	31.57	29.98	29.27	30.17	44.81	56.42	56.37	48.94	42.16	30.85	28.09
Cleared(GW)	57.0	55.1	53.8	53.4	53.2	53.8	55.2	57.7	59.5	61.7	62.2	62.6	62.2	61.4	60.2	60.1	61.1	64.3	67.6	67.0	65.7	64.5	62.7	6.0



Preliminary Real-Time Prices with Forecasted and Actual System Load

	HE1	HE2	HE3	HE4	HE5	HE6	HE7	HE8	HE9	HE10	HE11	HE12	HE13	HE14	HE15	HE16	HE17	HE18	HE19	HE20	HE21	HE22	HE23	HE24
CINERGY.HUB	23.73	23.85	24.85	23.79	22.57	21.57	22.27	25.77	25.20	28.38	37.24	25.56	33.53	28.31	25.25	24.49	23.65	38.43	55.52	49.60	64.98	26.87	24.18	23.21
FE.HUB	24.46	24.54	25.54	24.48	23.19	22.12	22.79	26.37	25.75	28.96	37.98	26.08	34.35	29.08	26.02	25.29	24.39	39.49	56.73	50.59	66.22	27.39	24.70	23.77
ILLINOIS.HUB	23.30	29.32	24.37	23.67	25.97	22.96	22.01	25.99	24.56	27.68	36.32	24.93	32.63	27.57	24.57	24.09	23.38	37.39	54.41	48.74	63.73	26.32	23.63	23.24
MICHIGAN.HUB	24.66	24.71	25.68	24.64	23.30	22.23	22.87	26.53	25.93	29.20	38.40	26.41	34.70	29.36	26.25	25.47	24.66	40.16	58.08	51.69	67.49	27.97	25.24	24.23
MINN.HUB	22.57	17.88	19.36	21.45	17.47	18.20	20.14	22.93	23.68	27.01	35.84	24.89	32.44	27.47	24.37	23.15	22.10	36.85	56.47	52.01	68.46	27.93	24.17	21.85
WPS	24.23	24.75	25.63	25.64	23.36	22.45	22.53	27.58	25.91	23.07	35.54	25.36	31.27	27.55	25.83	24.59	24.15	36.37	53.11	55.51	59.73	31.36	26.24	24.37
Forecasted(GW)	60.0	57.9	56.9	56.2	56.0	56.4	57.7	60.1	61.3	62.1	62.3	62.5	62.5	62.0	61.2	61.0	61.9	65.0	68.8	68.8	68.1	66.4	63.9	61.1
(RT) - (DA Load)	0.57	0.15	-0.27	0.05	0.06	0.07	-0.27	-0.59	-0.18	-0.74	0.06	0.23	0.80	1.11	1.54	1.06	0.52	-0.05	1.09	2.24	2.66	2.23	1.44	55.20



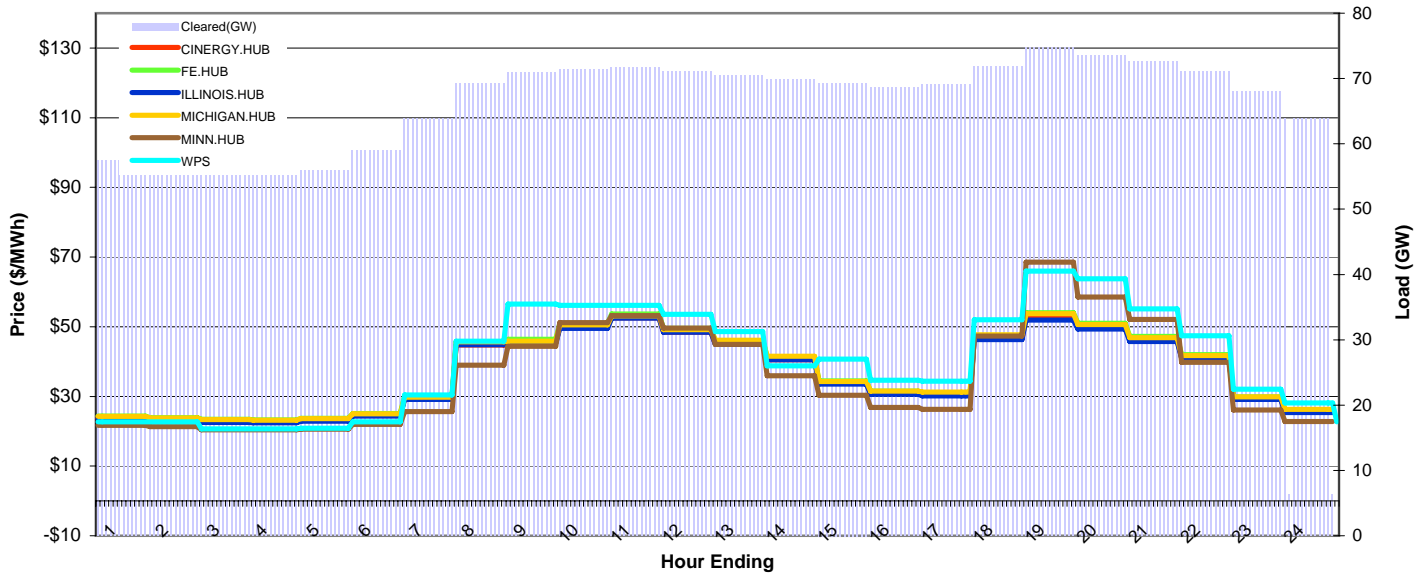
MISO Daily Report

Delivery Day: Monday, January 18, 2010

Price Color Codes: <=0 >=100 >=200

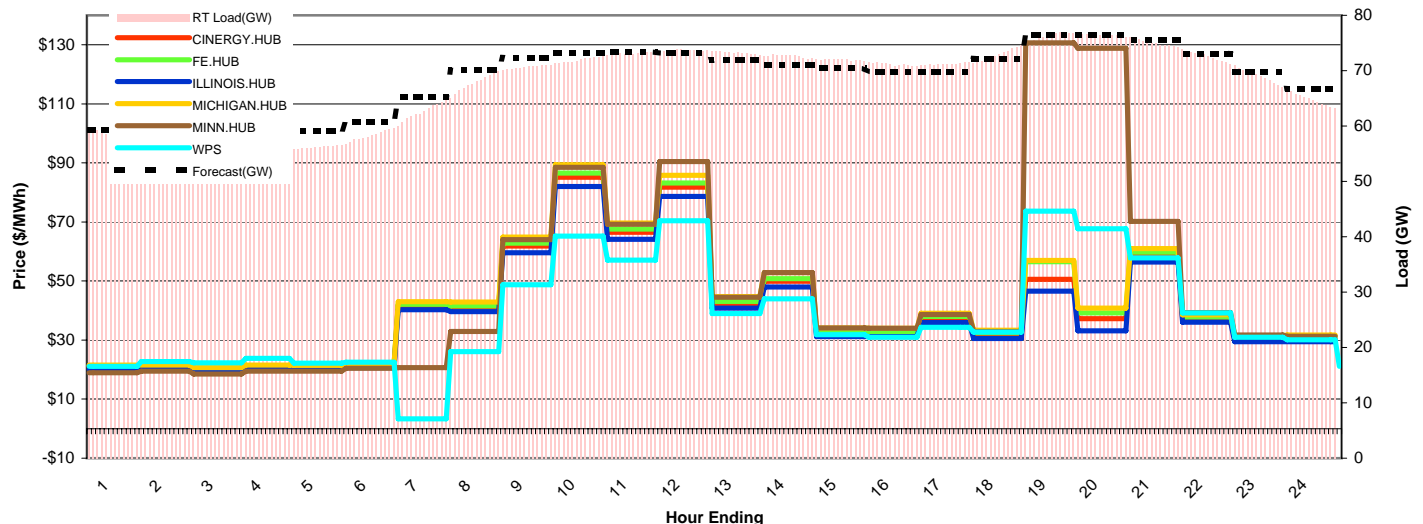
Day-Ahead Prices and Cleared Load

	HE1	HE2	HE3	HE4	HE5	HE6	HE7	HE8	HE9	HE10	HE11	HE12	HE13	HE14	HE15	HE16	HE17	HE18	HE19	HE20	HE21	HE22	HE23	HE24
CINERGY.HUB	23.83	23.44	22.92	22.78	23.23	24.60	29.41	44.77	45.36	49.93	52.52	48.44	45.02	40.53	33.76	30.83	30.45	46.42	52.58	49.72	46.10	41.10	29.27	25.54
FE.HUB	24.34	23.94	23.40	23.26	23.72	25.13	30.03	45.71	46.37	50.96	53.62	49.55	46.03	41.39	34.49	31.48	31.10	47.49	54.02	50.98	47.23	42.02	29.90	26.08
ILLINOIS.HUB	23.56	23.14	22.56	22.44	22.87	24.32	29.11	44.85	45.25	49.56	52.50	48.38	44.95	40.53	33.55	30.56	30.17	46.30	51.94	49.34	45.76	40.94	29.15	25.32
MICHIGAN.HUB	24.23	23.83	23.30	23.16	23.62	25.01	29.78	45.65	45.87	50.51	53.10	49.11	46.10	41.52	34.27	31.54	31.26	47.68	53.71	50.62	46.90	41.69	29.90	26.26
MINN.HUB	21.72	21.29	20.38	20.39	20.55	22.01	25.61	38.98	44.41	51.18	53.21	49.62	44.92	35.93	30.28	26.83	26.26	47.32	68.52	58.49	52.14	39.79	26.07	22.80
WPS	22.72	22.72	20.66	20.64	20.90	22.68	30.39	45.88	56.53	56.13	56.09	53.57	48.59	38.82	40.75	34.63	34.40	51.99	66.00	63.80	55.11	47.37	32.06	28.10
Cleared(GW)	57.4	55.7	55.1	55.2	55.9	58.9	63.9	69.2	71.0	71.4	71.7	71.1	70.4	69.8	69.3	68.6	69.1	71.9	74.7	73.5	72.6	71.0	68.0	6.4



Preliminary Real-Time Prices with Forecasted and Actual System Load

	HE1	HE2	HE3	HE4	HE5	HE6	HE7	HE8	HE9	HE10	HE11	HE12	HE13	HE14	HE15	HE16	HE17	HE18	HE19	HE20	HE21	HE22	HE23	HE24
CINERGY.HUB	20.76	20.75	19.85	20.76	20.65	21.38	41.72	41.12	61.86	85.18	66.47	81.76	42.35	49.91	32.28	32.23	37.21	31.75	50.63	37.29	58.59	37.22	30.30	30.47
FE.HUB	21.27	21.28	20.33	21.25	21.12	21.81	42.13	41.58	62.78	86.56	67.56	83.16	43.11	50.85	32.86	32.89	37.97	32.51	56.57	39.24	59.82	37.84	30.81	31.28
ILLINOIS.HUB	20.19	20.14	19.16	20.16	20.02	20.72	40.34	39.66	59.62	82.04	64.16	78.64	40.82	48.03	31.18	31.17	35.90	30.58	46.58	33.15	56.44	36.10	29.42	29.44
MICHIGAN.HUB	21.58	21.57	20.64	21.57	21.45	22.09	43.04	42.92	64.84	89.34	69.62	85.81	44.68	52.88	34.10	33.99	39.14	33.40	56.99	40.85	61.01	38.58	31.47	31.71
MINN.HUB	18.98	19.48	18.55	19.43	19.48	20.45	20.70	32.95	64.02	88.51	69.25	90.51	44.51	52.87	34.06	34.03	38.63	32.93	130.70	128.89	70.16	39.32	31.70	31.34
WPS	21.12	22.74	22.29	23.77	22.21	22.48	3.28	26.07	48.72	65.17	57.05	70.37	39.02	43.94	31.83	31.02	34.29	32.73	73.72	67.72	57.89	39.18	30.95	30.11
Forecasted(GW)	59.3	58.7	58.2	58.2	59.0	60.8	65.2	70.1	72.4	73.2	73.4	73.1	72.0	71.1	70.4	69.7	69.7	72.2	76.3	76.4	75.5	73.0	69.7	66.7
(RT) - (DA Load)	1.12	1.17	0.77	0.54	0.27	-0.64	-1.33	-1.41	-0.30	0.53	1.43	2.52	2.83	2.82	2.65	2.57	2.18	1.05	1.58	2.97	2.47	1.59	1.08	58.48



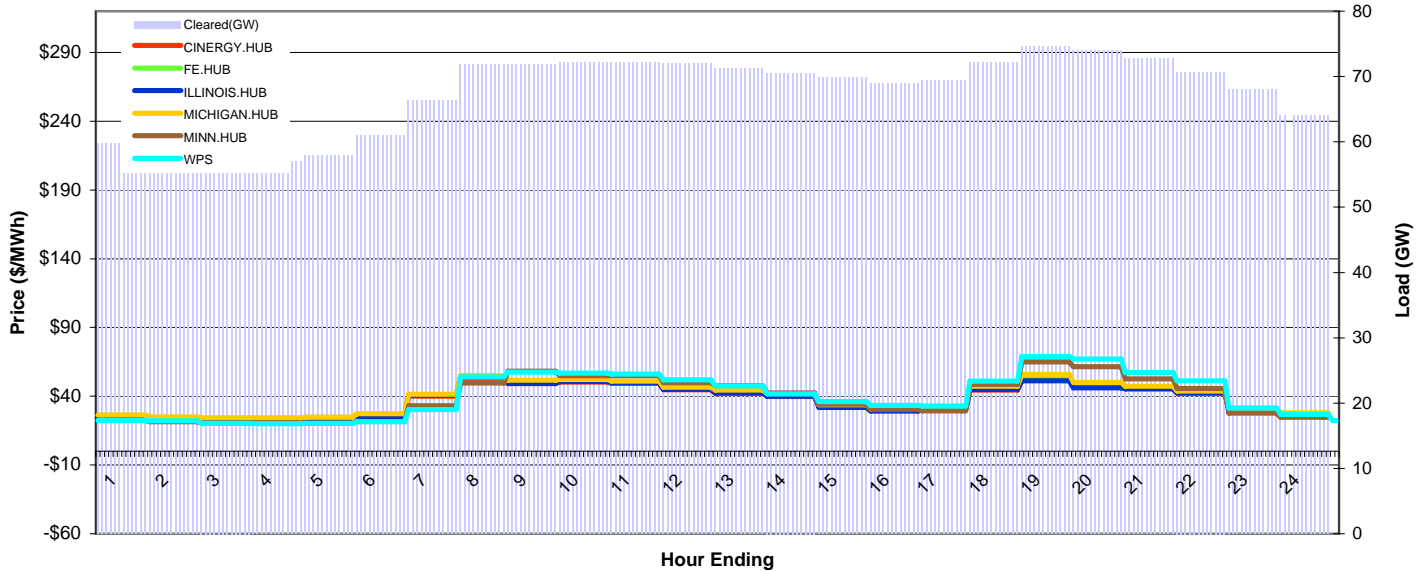
MISO Daily Report

Delivery Day: Tuesday, January 19, 2010

Price Color Codes: <=0 >=100 >=200

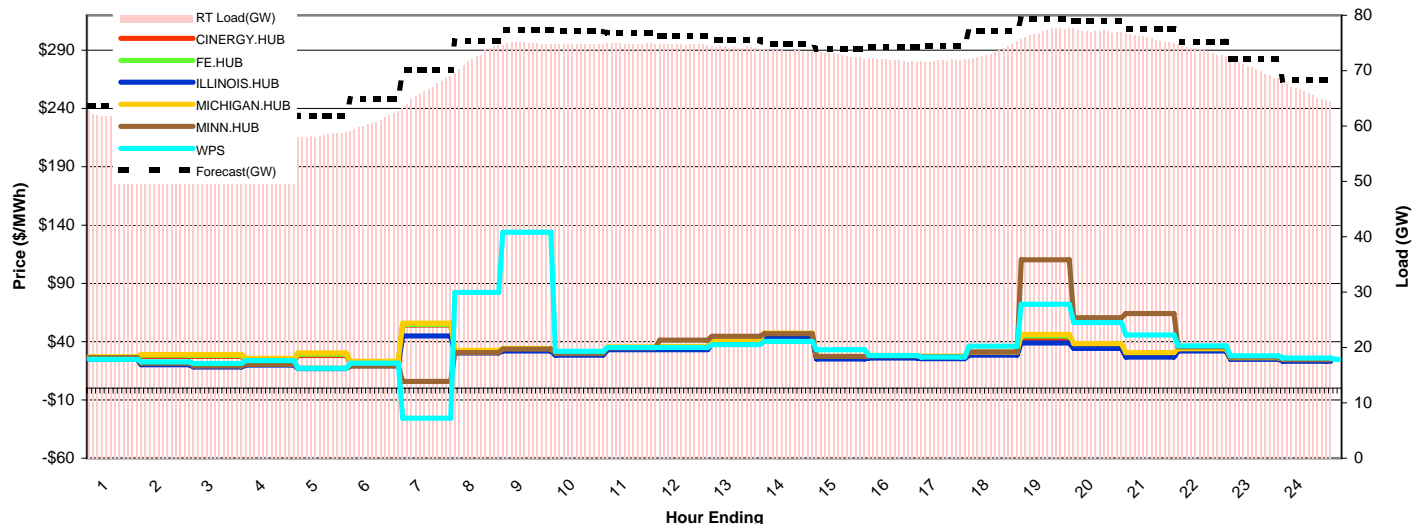
Day-Ahead Prices and Cleared Load

	HE1	HE2	HE3	HE4	HE5	HE6	HE7	HE8	HE9	HE10	HE11	HE12	HE13	HE14	HE15	HE16	HE17	HE18	HE19	HE20	HE21	HE22	HE23	HE24
CINERGY.HUB	25.69	24.33	23.68	23.64	24.17	26.51	40.13	53.06	49.15	50.41	49.46	44.62	42.24	39.84	31.87	29.33	30.04	44.56	51.88	46.49	45.30	42.13	29.47	26.84
FE.HUB	26.14	24.76	24.09	24.05	24.59	27.02	40.98	54.16	50.52	51.45	50.52	45.62	43.22	40.74	32.69	30.07	30.84	45.71	53.12	47.89	46.54	43.20	30.02	27.33
ILLINOIS.HUB	25.59	24.14	23.44	23.36	23.85	24.69	40.73	54.10	49.38	50.75	49.85	44.84	42.32	40.10	31.93	29.33	30.20	44.88	51.34	46.12	45.43	42.50	29.45	26.77
MICHIGAN.HUB	26.28	24.89	24.22	24.18	24.73	27.26	41.55	54.97	51.71	52.07	51.11	46.53	44.49	41.99	33.85	31.21	31.99	47.17	55.89	50.06	47.37	43.87	30.39	27.89
MINN.HUB	22.49	21.50	20.52	20.46	20.59	21.72	33.11	49.63	58.17	54.96	55.02	49.92	47.64	42.32	34.16	30.44	29.35	48.76	65.05	61.37	52.57	45.58	27.74	24.69
WPS	22.30	22.25	20.22	20.01	20.20	21.49	30.35	53.92	57.51	56.70	56.00	51.92	47.62	41.80	36.17	33.26	32.95	51.07	68.96	67.13	57.37	51.20	31.39	26.73
Cleared(GW)	59.8	58.2	57.1	57.0	58.0	61.0	66.3	71.9	71.9	72.2	72.2	72.0	71.3	70.5	69.9	69.0	69.4	72.1	74.6	73.9	72.8	70.7	68.0	6.4



Preliminary Real-Time Prices with Forecasted and Actual System Load

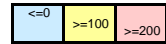
	HE1	HE2	HE3	HE4	HE5	HE6	HE7	HE8	HE9	HE10	HE11	HE12	HE13	HE14	HE15	HE16	HE17	HE18	HE19	HE20	HE21	HE22	HE23	HE24
CINERGY.HUB	25.95	27.38	27.28	24.41	28.15	22.14	54.12	31.56	33.04	29.39	34.04	34.25	39.77	44.74	25.69	26.64	26.11	29.20	42.68	36.05	28.73	32.69	25.32	23.80
FE.HUB	26.78	28.33	28.23	25.16	29.17	22.71	54.74	32.19	33.69	30.02	34.80	35.17	40.90	46.05	26.49	27.50	26.99	30.23	44.94	37.36	29.87	33.41	25.93	24.47
ILLINOIS.HUB	24.90	20.07	18.26	19.84	16.79	19.31	44.77	30.35	31.91	28.42	32.97	33.01	38.51	43.34	24.98	25.89	25.35	28.33	38.98	34.26	26.68	32.01	24.75	23.11
MICHIGAN.HUB	26.98	28.93	29.02	25.67	30.40	23.11	55.92	32.60	34.21	30.44	35.42	35.93	41.82	47.39	27.25	28.15	27.47	30.75	46.29	38.23	30.62	33.94	26.31	24.72
MINN.HUB	26.31	21.42	19.18	20.49	17.18	19.07	5.98	30.72	33.49	30.22	34.76	41.45	44.74	46.87	27.35	27.97	27.13	31.09	110.30	60.65	64.09	35.44	26.86	24.65
WPS	24.77	22.55	21.18	23.61	17.18	21.59	-25.80	82.17	133.98	31.63	34.92	35.09	37.49	40.17	32.95	28.16	26.69	35.98	72.01	56.39	45.67	36.35	27.85	25.93
Forecasted(GW)	63.7	61.9	61.0	60.9	61.8	64.8	70.2	75.3	77.3	77.1	76.8	76.3	75.5	74.8	74.0	74.2	74.5	77.2	79.3	79.0	77.5	75.3	72.1	68.3
(RT) - (DA Load)	1.72	1.37	1.41	1.07	0.43	-0.16	0.13	0.61	3.12	2.65	2.74	2.81	3.02	3.13	2.94	2.96	2.43	1.30	2.39	3.27	3.12	3.03	2.34	59.69



MISO Daily Report

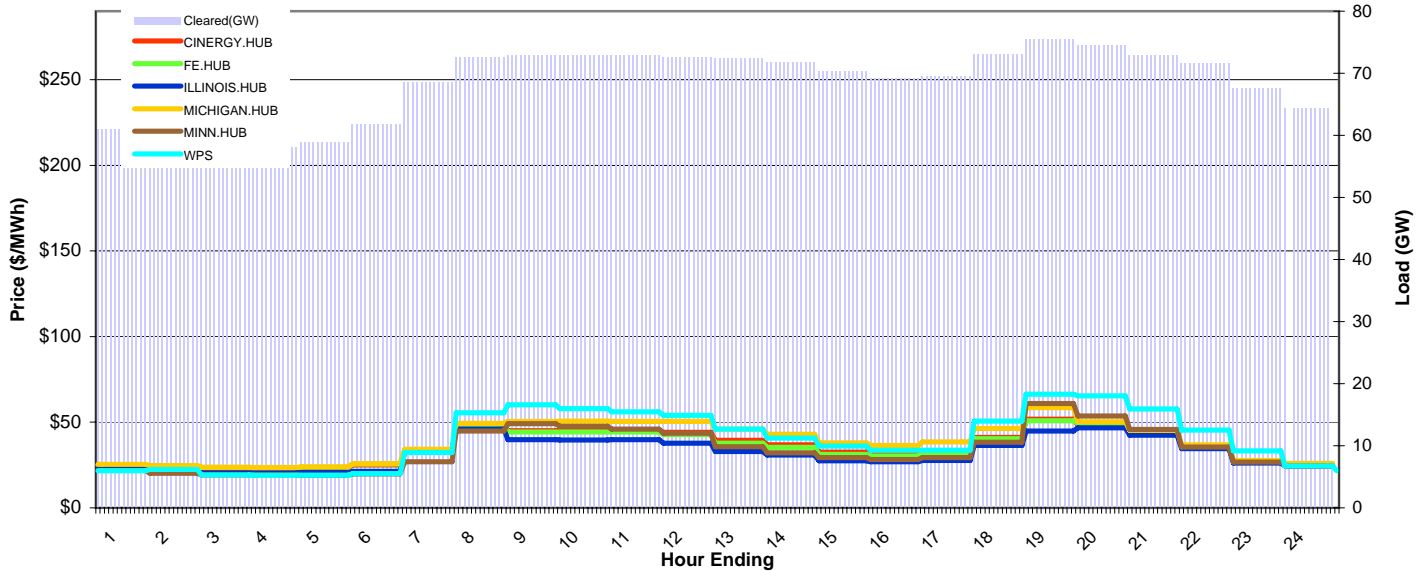
Delivery Day: Wednesday, January 20, 2010

Price Color Codes:



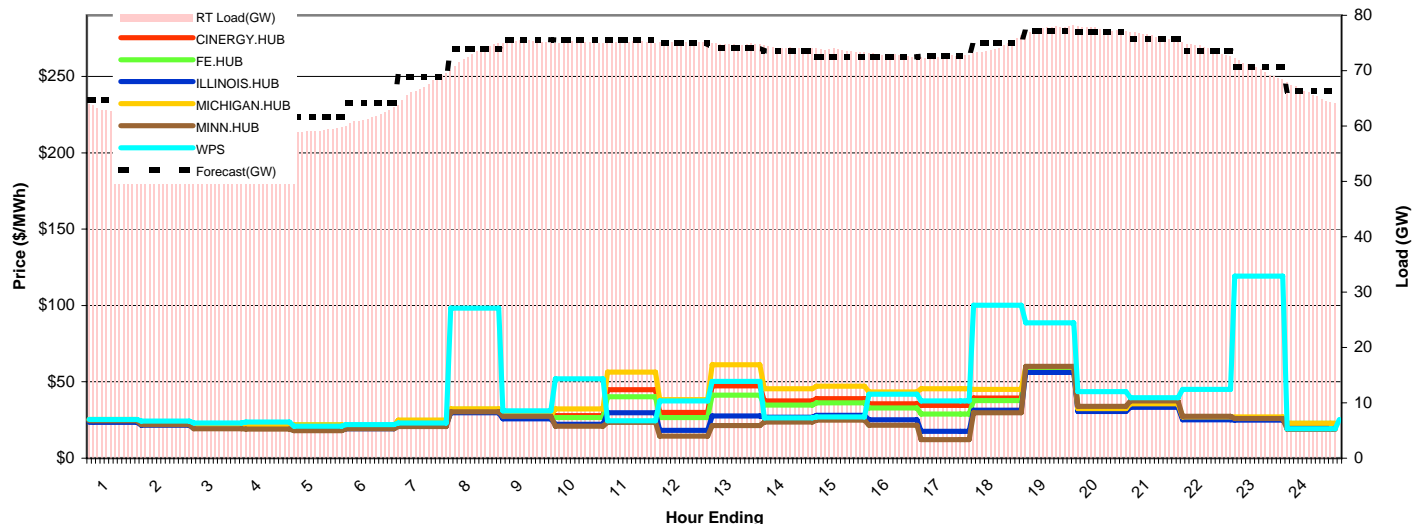
Day-Ahead Prices and Cleared Load

	HE1	HE2	HE3	HE4	HE5	HE6	HE7	HE8	HE9	HE10	HE11	HE12	HE13	HE14	HE15	HE16	HE17	HE18	HE19	HE20	HE21	HE22	HE23	HE24
CINERGY.HUB	24.67	23.97	23.07	22.85	23.31	25.03	32.96	47.06	45.06	45.13	45.06	44.13	39.45	36.86	32.59	31.50	32.80	41.08	51.83	48.17	43.56	35.43	26.89	24.74
FE.HUB	25.13	24.43	23.50	23.28	23.75	25.51	33.65	48.14	44.25	44.28	44.23	42.72	37.75	35.25	31.28	30.35	31.49	40.39	50.82	49.31	44.61	36.26	27.37	25.19
ILLINOIS.HUB	22.96	21.38	20.40	20.35	20.72	21.22	32.47	45.97	39.75	39.63	39.71	37.68	32.88	30.82	27.53	26.86	27.58	36.51	44.93	46.77	42.40	34.53	26.20	24.40
MICHIGAN.HUB	25.34	24.67	23.75	23.52	24.00	25.84	34.15	49.28	50.54	50.58	50.53	50.45	45.98	43.07	37.86	36.51	38.56	46.32	58.53	50.31	45.31	36.81	27.73	25.90
MINN.HUB	21.83	20.26	19.30	19.19	19.08	19.84	26.95	44.83	49.11	47.72	46.04	43.46	35.68	32.09	29.26	28.19	29.31	38.31	60.89	53.63	45.81	35.42	26.79	24.53
WPS	21.65	22.38	19.29	19.04	19.08	20.07	32.31	55.49	60.11	57.92	55.98	53.92	46.02	40.67	36.06	33.57	33.59	50.62	66.30	65.44	57.66	45.44	33.29	24.48
Cleared(GW)	60.9	59.2	58.2	58.1	58.8	61.8	68.6	72.7	72.8	72.9	72.8	72.6	72.4	71.8	70.3	69.2	69.6	73.0	75.4	74.4	72.9	71.6	67.6	6.4



Preliminary Real-Time Prices with Forecasted and Actual System Load

	HE1	HE2	HE3	HE4	HE5	HE6	HE7	HE8	HE9	HE10	HE11	HE12	HE13	HE14	HE15	HE16	HE17	HE18	HE19	HE20	HE21	HE22	HE23	HE24
CINERGY.HUB	24.30	22.26	20.15	20.04	21.00	20.34	24.00	31.15	28.05	27.82	44.74	29.95	47.30	37.52	39.03	35.66	34.67	39.31	57.50	31.32	34.28	25.92	25.70	21.95
FE.HUB	25.07	22.97	20.77	20.67	21.70	20.97	24.70	31.98	27.43	26.53	40.22	26.51	41.22	34.76	36.27	32.84	28.94	37.71	59.18	32.22	35.42	26.75	26.69	22.75
ILLINOIS.HUB	23.50	21.50	19.53	19.40	18.17	19.36	21.68	29.79	25.67	22.16	29.80	18.18	27.73	26.87	28.12	25.22	17.60	31.46	56.08	30.65	33.38	25.18	24.88	21.26
MICHIGAN.HUB	25.27	23.08	20.80	20.67	21.87	21.11	24.92	32.37	27.78	32.33	56.42	38.28	61.16	45.47	47.24	43.43	45.43	44.97	59.85	32.57	35.71	27.09	26.98	22.77
MINN.HUB	24.60	22.06	19.37	19.01	17.96	19.19	20.64	30.42	27.46	20.94	23.55	14.51	21.45	23.64	24.95	21.64	12.17	29.79	60.04	33.96	37.52	27.47	25.98	18.83
WPS	25.32	24.34	22.99	23.60	21.01	21.95	23.09	98.20	30.96	51.99	24.47	37.60	50.20	26.30	27.10	41.92	37.51	100.25	88.69	43.66	39.50	45.04	119.27	19.33
Forecasted(GW)	64.7	62.5	61.4	61.0	61.6	64.2	68.9	73.9	75.6	75.5	75.5	74.9	74.1	73.5	72.5	72.5	72.7	75.1	77.3	77.0	75.7	73.5	70.6	66.4
(RT) - (DA Load)	1.59	1.09	0.94	0.53	0.31	-0.26	-1.67	0.24	2.46	2.21	2.31	2.56	2.39	2.40	3.36	3.62	3.01	1.29	2.23	3.07	3.25	2.38	2.64	59.40



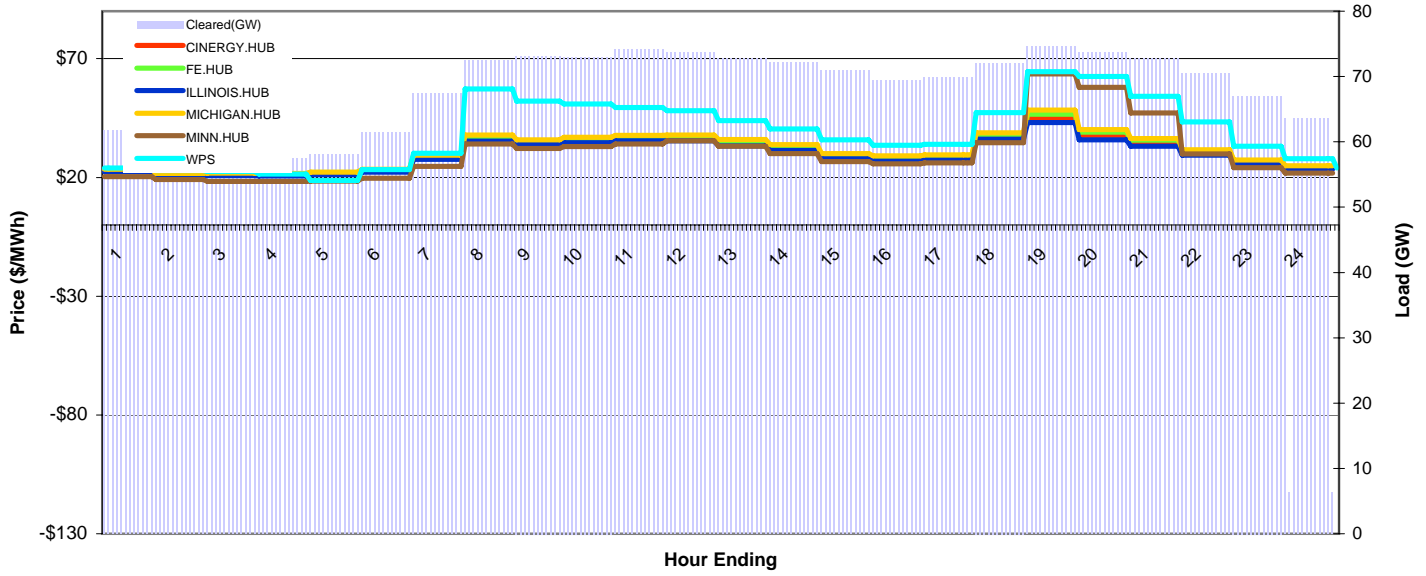
MISO Daily Report

Delivery Day: Thursday, January 21, 2010

Price Color Codes: <=0 >=100 >=200

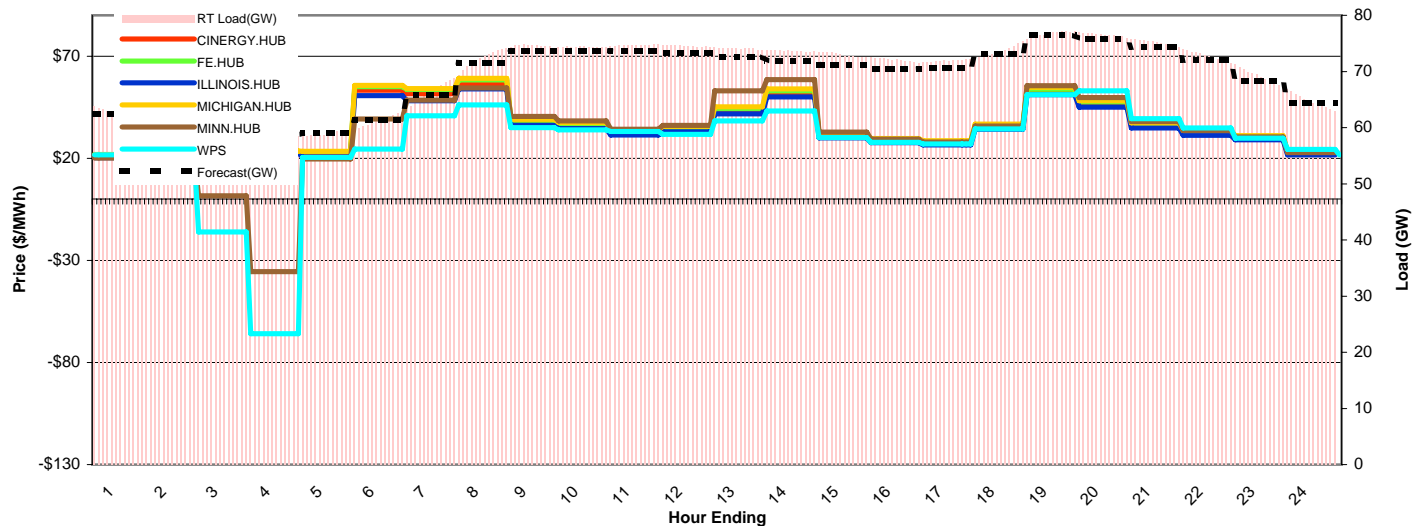
Day-Ahead Prices and Cleared Load

	HE1	HE2	HE3	HE4	HE5	HE6	HE7	HE8	HE9	HE10	HE11	HE12	HE13	HE14	HE15	HE16	HE17	HE18	HE19	HE20	HE21	HE22	HE23	HE24
CINERGY.HUB	22.99	21.37	21.32	21.17	21.70	22.95	28.30	36.22	34.59	35.46	36.22	36.32	34.14	32.08	28.56	27.53	27.94	37.00	45.20	37.78	34.62	30.33	26.59	24.06
FE.HUB	23.40	21.80	21.69	21.54	22.07	23.34	28.92	37.07	35.38	36.28	37.06	37.17	34.93	32.82	29.21	28.16	28.58	37.85	46.59	39.03	35.67	31.09	27.07	24.49
ILLINOIS.HUB	22.36	20.77	20.73	20.59	21.10	22.20	27.63	35.33	33.79	34.65	35.38	35.42	33.31	31.34	27.90	26.89	27.29	36.14	43.05	35.81	33.10	29.33	25.87	23.40
MICHIGAN.HUB	23.51	21.76	21.80	21.65	22.19	23.47	29.32	37.83	35.84	36.86	37.78	37.80	35.91	33.82	30.04	29.13	29.57	38.85	48.41	40.09	36.35	31.62	27.29	24.92
MINN.HUB	20.32	19.08	18.33	18.32	18.48	19.65	24.68	34.03	32.26	33.06	34.10	35.48	33.12	30.00	26.70	25.78	26.12	34.61	63.59	57.88	47.10	29.98	24.11	21.82
WPS	23.98	22.91	22.50	21.41	18.79	23.35	30.22	57.24	52.13	50.94	49.44	48.11	43.87	40.48	35.84	33.58	33.95	47.30	64.50	62.57	54.14	43.45	33.14	27.83
Cleared(GW)	61.8	59.4	57.6	57.4	58.1	61.5	67.4	72.5	73.1	73.0	74.1	73.6	72.8	72.1	70.9	69.4	69.8	72.0	74.6	73.6	72.8	70.5	67.0	6.4



Preliminary Real-Time Prices with Forecasted and Actual System Load

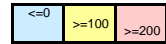
	HE1	HE2	HE3	HE4	HE5	HE6	HE7	HE8	HE9	HE10	HE11	HE12	HE13	HE14	HE15	HE16	HE17	HE18	HE19	HE20	HE21	HE22	HE23	HE24
CINERGY.HUB	20.90	21.51	24.45	23.10	22.31	53.29	51.55	56.39	37.34	35.69	32.43	34.04	43.08	51.58	30.85	28.62	27.47	35.22	52.47	46.29	35.79	32.16	29.71	22.41
FE.HUB	21.76	22.39	24.98	22.68	23.17	55.03	53.67	58.38	38.59	36.84	33.43	35.06	44.32	52.95	31.62	29.33	28.19	36.21	53.88	47.53	36.79	33.08	30.61	23.21
ILLINOIS.HUB	20.24	20.75	21.73	22.69	20.63	50.63	48.16	53.99	36.02	34.46	31.35	33.01	41.74	49.99	29.93	27.71	26.56	34.16	51.14	45.07	34.77	31.28	28.97	21.74
MICHIGAN.HUB	21.81	22.87	26.83	23.51	23.38	55.63	54.16	59.09	39.13	37.44	33.90	35.56	45.21	53.98	32.14	29.75	28.54	36.70	54.76	48.22	37.30	33.53	31.03	23.38
MINN.HUB	20.18	20.60	1.56	-35.49	19.62	39.27	48.43	54.47	40.44	38.30	34.17	36.03	53.01	58.55	32.79	29.40	27.98	35.85	55.49	49.70	37.99	33.60	30.50	22.77
WPS	21.62	20.45	-16.09	-65.91	20.47	24.47	40.73	46.10	35.04	33.88	33.18	31.66	38.36	43.13	30.10	27.79	27.06	34.43	51.17	53.03	39.32	34.77	29.89	24.40
Forecasted(GW)	62.4	60.3	59.1	58.6	59.1	61.3	65.8	71.6	73.7	73.7	73.6	73.2	72.6	71.9	71.2	70.4	70.5	73.1	76.4	75.8	74.4	72.0	68.4	64.3
(RT) - (DA Load)	0.64	0.98	1.58	1.13	0.82	-0.33	-1.24	-0.31	1.37	1.35	0.59	0.89	1.29	1.49	2.07	2.65	2.05	1.52	1.95	2.89	2.29	2.24	2.11	58.32



MISO Daily Report

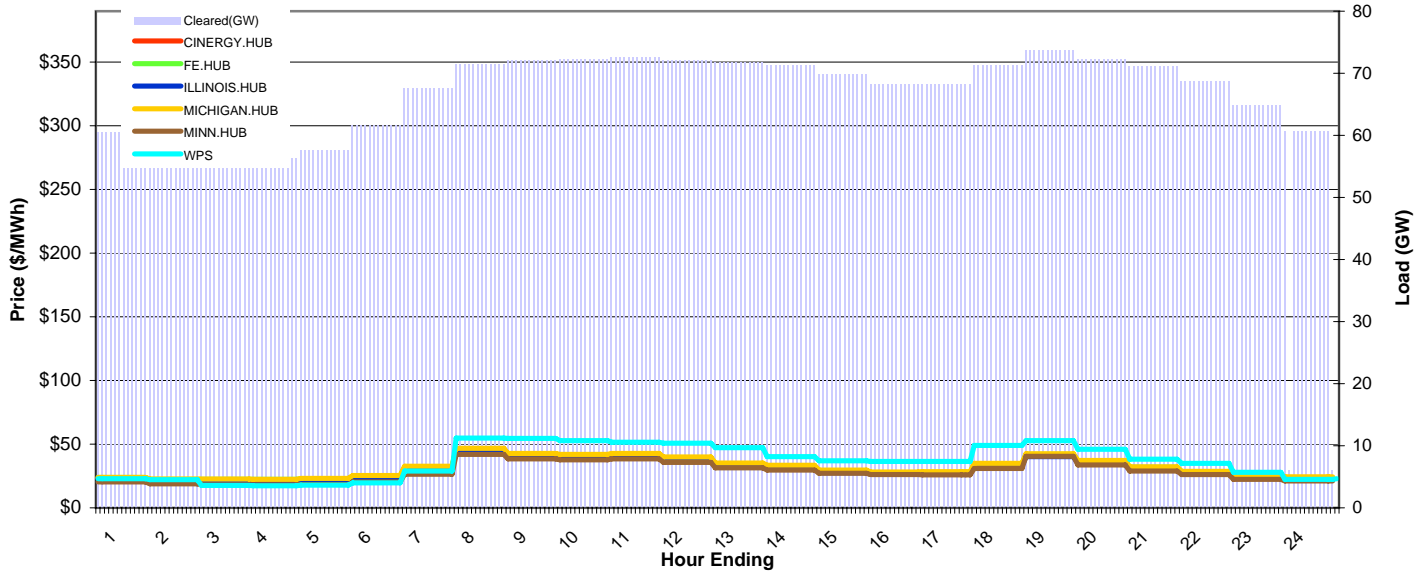
Delivery Day: Friday, January 22, 2010

Price Color Codes:



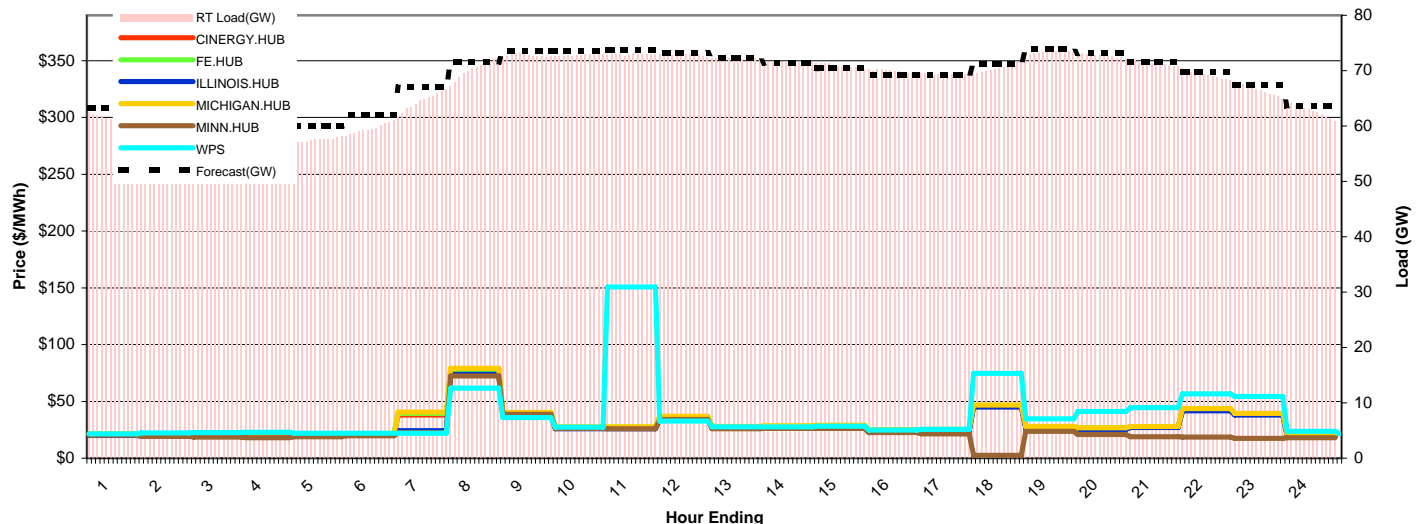
Day-Ahead Prices and Cleared Load

	HE1	HE2	HE3	HE4	HE5	HE6	HE7	HE8	HE9	HE10	HE11	HE12	HE13	HE14	HE15	HE16	HE17	HE18	HE19	HE20	HE21	HE22	HE23	HE24
CINERGY.HUB	23.43	22.01	22.04	21.96	22.59	24.81	31.49	45.11	41.12	40.44	41.15	38.37	33.70	31.85	28.39	26.95	26.92	33.58	41.06	35.79	31.15	27.67	24.87	23.21
FE.HUB	23.83	22.39	22.41	22.32	22.96	25.22	32.16	46.14	42.06	41.37	42.09	39.26	34.48	32.58	29.04	27.57	27.54	34.35	42.01	36.61	31.86	28.31	25.31	23.61
ILLINOIS.HUB	22.58	21.20	21.22	21.15	21.76	23.91	30.45	43.54	40.17	39.51	40.20	37.49	32.92	31.12	27.74	26.34	26.30	32.82	40.11	34.96	30.43	27.03	25.41	22.44
MICHIGAN.HUB	23.95	22.52	22.55	22.47	23.11	25.37	32.61	46.75	42.62	41.92	42.65	39.89	35.07	33.35	29.76	28.23	28.32	34.91	42.57	37.11	32.28	28.68	25.64	24.32
MINN.HUB	20.33	18.87	18.12	18.08	18.37	20.40	26.26	42.08	38.36	37.72	38.38	35.78	31.42	29.69	27.13	26.04	25.80	30.87	40.54	33.71	29.00	26.23	22.24	21.00
WPS	22.79	22.08	17.58	17.43	17.79	19.57	28.98	54.79	54.61	52.88	51.55	50.87	47.17	40.24	37.00	36.32	36.45	49.00	52.78	46.11	38.23	34.86	27.96	22.42
Cleared(GW)	60.5	57.8	56.3	56.2	57.6	61.5	67.6	71.5	72.2	72.3	72.6	72.1	71.8	71.2	69.8	68.2	68.3	71.4	73.7	72.3	71.2	68.8	64.9	6.1



Preliminary Real-Time Prices with Forecasted and Actual System Load

	HE1	HE2	HE3	HE4	HE5	HE6	HE7	HE8	HE9	HE10	HE11	HE12	HE13	HE14	HE15	HE16	HE17	HE18	HE19	HE20	HE21	HE22	HE23	HE24
CINERGY.HUB	20.68	20.09	19.78	19.19	20.30	21.06	38.06	76.30	38.91	26.62	26.66	35.59	27.00	27.43	27.88	24.31	24.37	45.41	26.98	26.00	27.10	42.26	38.21	19.99
FE.HUB	21.42	20.73	20.37	19.73	20.89	21.60	39.38	78.07	39.84	27.35	27.45	36.67	27.80	28.24	28.77	25.14	25.24	46.50	27.83	26.76	27.73	43.43	39.29	20.66
ILLINOIS.HUB	20.01	19.43	19.15	18.69	19.57	20.19	24.16	73.90	37.87	25.93	25.94	34.70	26.30	26.72	27.18	23.57	23.55	45.06	26.36	25.45	26.93	41.79	37.93	19.42
MICHIGAN.HUB	21.53	20.80	20.42	19.78	20.94	21.75	40.69	79.19	40.23	27.60	27.68	36.95	27.91	28.35	28.89	25.15	25.21	46.71	27.93	26.89	27.95	43.56	39.42	20.65
MINN.HUB	20.28	19.24	18.71	18.09	18.99	19.74	22.58	72.45	38.66	26.23	25.80	34.17	25.98	26.14	26.29	22.53	21.52	2.64	23.54	20.91	18.88	18.62	17.58	18.08
WPS	21.46	22.40	22.41	22.83	21.96	22.08	22.10	61.79	35.66	27.39	150.68	32.63	27.51	27.52	28.12	24.81	25.28	74.69	34.73	41.28	44.63	56.61	54.29	23.65
Forecasted(GW)	63.3	61.1	60.0	59.5	59.9	62.1	67.0	71.5	73.6	73.6	73.7	73.2	72.4	71.4	70.4	69.3	69.1	71.2	73.9	73.1	71.6	69.9	67.4	63.7
(RT) - (DA Load)	0.62	1.15	1.27	0.78	-0.12	-2.03	-3.13	-1.32	0.55	0.46	0.31	0.70	0.39	0.35	1.06	1.65	1.07	-0.91	-0.41	0.40	0.17	0.47	1.64	56.71



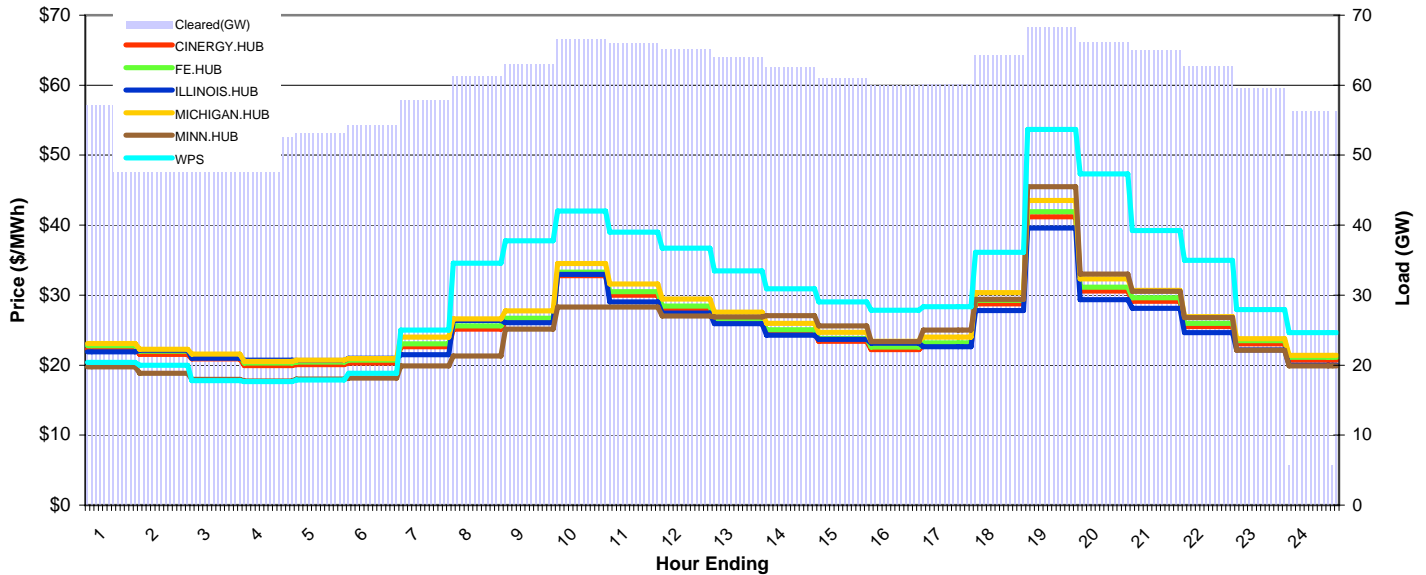
MISO Daily Report

Delivery Day: Saturday, January 23, 2010

Price Color Codes: ≤0 ≥100 ≥200

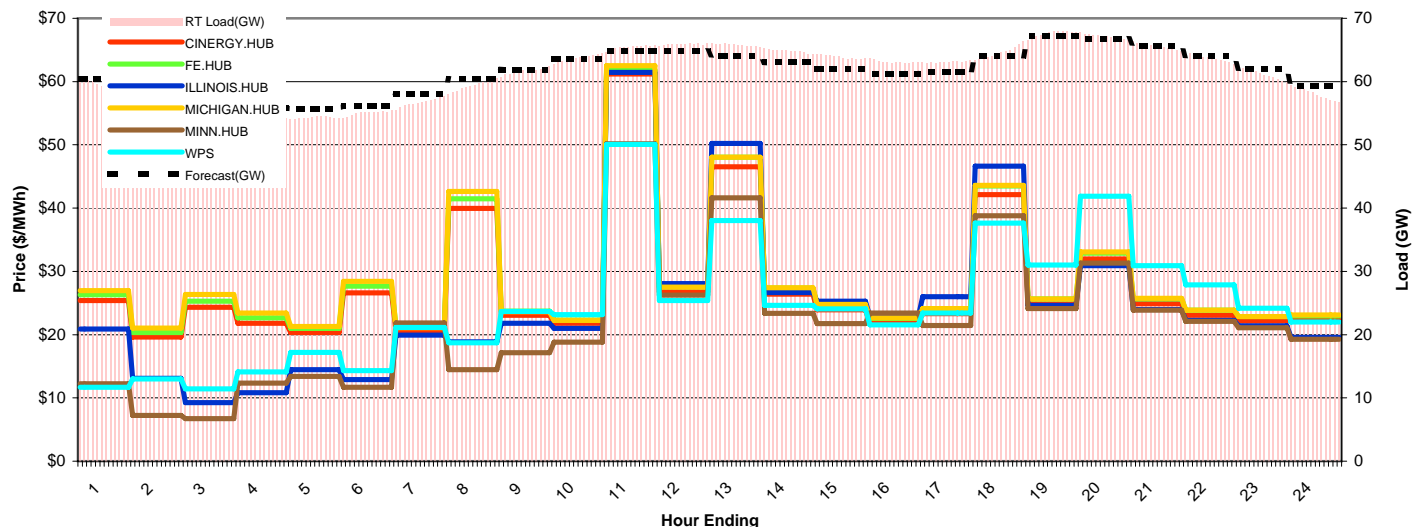
Day-Ahead Prices and Cleared Load

	HE1	HE2	HE3	HE4	HE5	HE6	HE7	HE8	HE9	HE10	HE11	HE12	HE13	HE14	HE15	HE16	HE17	HE18	HE19	HE20	HE21	HE22	HE23	HE24
CINERGY.HUB	22.32	21.55	20.88	19.92	20.07	20.30	22.62	25.15	26.26	32.78	29.99	27.96	26.13	24.63	23.40	22.21	22.77	28.78	41.18	30.57	29.11	25.53	23.03	20.72
FE.HUB	22.77	21.97	21.30	20.30	20.45	20.69	23.04	25.60	26.70	33.29	30.48	28.42	26.58	25.06	23.80	22.59	23.16	29.27	41.93	31.14	29.61	25.97	23.50	21.14
ILLINOIS.HUB	21.89	22.14	20.98	20.73	20.66	21.00	21.47	26.40	26.07	32.95	29.04	27.43	25.92	24.26	23.68	23.14	22.64	27.82	39.58	29.36	28.12	24.66	22.17	19.97
MICHIGAN.HUB	23.10	22.25	21.60	20.54	20.71	20.95	24.01	26.63	27.75	34.51	31.61	29.46	27.55	25.98	24.67	23.41	24.01	30.34	43.51	32.31	30.70	26.92	23.77	21.39
MINN.HUB	19.74	18.86	17.97	17.73	18.00	18.17	19.91	21.31	25.13	28.32	28.31	27.02	26.90	27.09	25.59	23.35	25.00	29.40	45.50	32.99	30.56	26.80	22.12	19.91
WPS	20.40	19.99	17.80	17.64	17.89	18.83	25.01	34.58	37.77	42.03	39.01	36.70	33.46	30.89	29.02	27.85	28.33	36.14	53.67	47.32	39.23	34.96	27.92	24.64
Cleared(GW)	57.2	54.8	53.3	52.5	53.1	54.3	57.8	61.3	62.9	66.5	65.9	65.1	63.9	62.6	61.0	59.9	60.1	64.3	68.3	66.1	64.9	62.7	59.5	5.6



Preliminary Real-Time Prices with Forecasted and Actual System Load

	HE1	HE2	HE3	HE4	HE5	HE6	HE7	HE8	HE9	HE10	HE11	HE12	HE13	HE14	HE15	HE16	HE17	HE18	HE19	HE20	HE21	HE22	HE23	HE24
CINERGY.HUB	25.38	19.63	24.34	21.82	20.31	26.62	20.64	39.94	23.05	21.82	61.21	26.74	46.52	26.42	23.92	21.85	23.34	42.11	24.85	31.96	24.86	23.07	22.14	22.23
FE.HUB	26.32	20.35	25.28	22.65	21.00	27.67	21.31	41.49	23.72	22.28	61.80	27.55	48.06	27.35	24.76	22.57	24.13	43.49	25.65	32.90	25.63	23.86	22.88	22.97
ILLINOIS.HUB	20.88	13.09	9.24	10.82	14.49	12.89	19.94	18.86	21.81	20.98	61.46	28.07	50.21	26.66	25.31	22.83	25.98	46.61	24.62	30.90	23.97	22.25	21.39	19.56
MICHIGAN.HUB	26.94	21.05	26.35	23.41	21.27	28.41	21.10	42.63	23.63	22.25	62.52	27.53	48.07	27.40	24.76	22.64	24.13	43.59	25.65	33.06	25.73	23.85	22.84	23.12
MINN.HUB	12.23	7.25	6.73	12.33	13.39	11.67	21.83	14.47	17.17	18.82	50.18	26.27	41.63	23.35	21.76	23.40	21.45	38.78	24.13	31.31	23.88	22.09	21.09	19.26
WPS	11.67	12.98	11.43	14.13	17.19	14.34	21.16	18.71	23.67	23.16	50.06	25.41	38.02	24.61	24.05	21.54	23.40	37.62	31.00	41.90	30.92	27.87	24.16	21.98
Forecasted(GW)	60.4	58.1	56.6	55.8	55.7	56.2	58.0	60.4	61.9	63.5	64.8	64.8	64.1	63.0	62.0	61.2	61.5	64.0	67.2	66.8	65.6	64.0	62.0	59.2
(RT) - (DA Load)	2.07	2.02	1.97	1.92	1.15	0.71	-1.13	-1.96	-1.33	-2.83	-0.54	0.80	1.84	2.22	2.85	3.18	2.95	0.28	-0.73	1.01	0.64	0.94	1.62	52.38



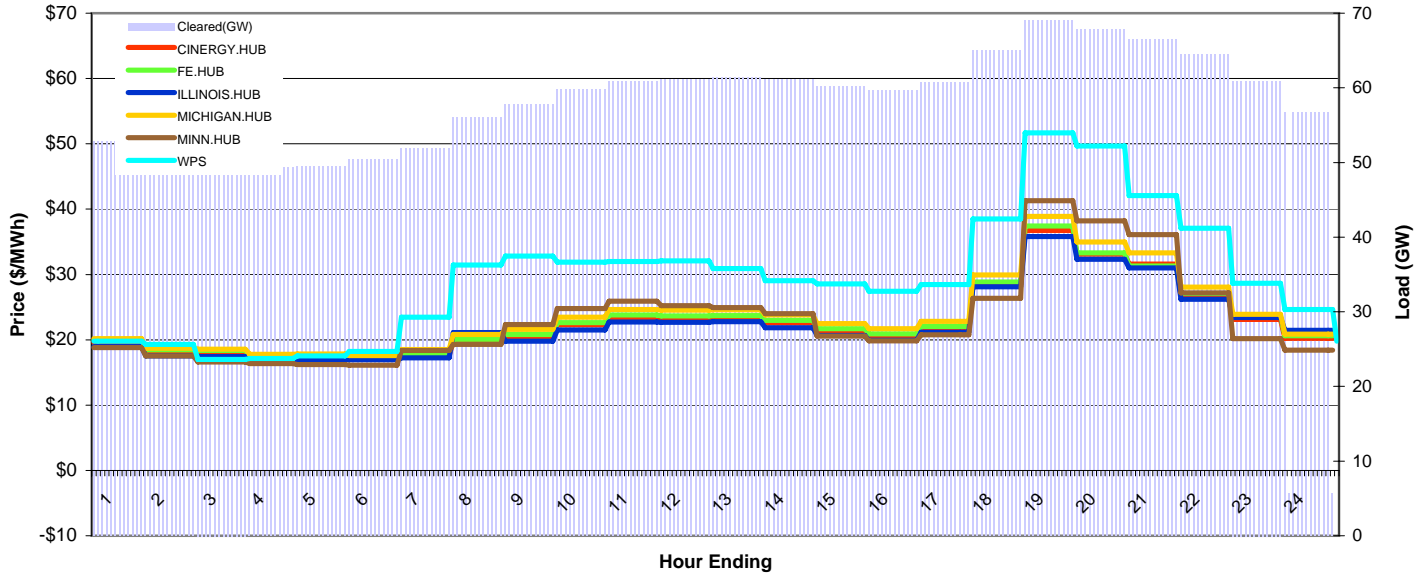
MISO Daily Report

Delivery Day: Sunday, January 24, 2010

Price Color Codes: ≤0 ≥100 ≥200

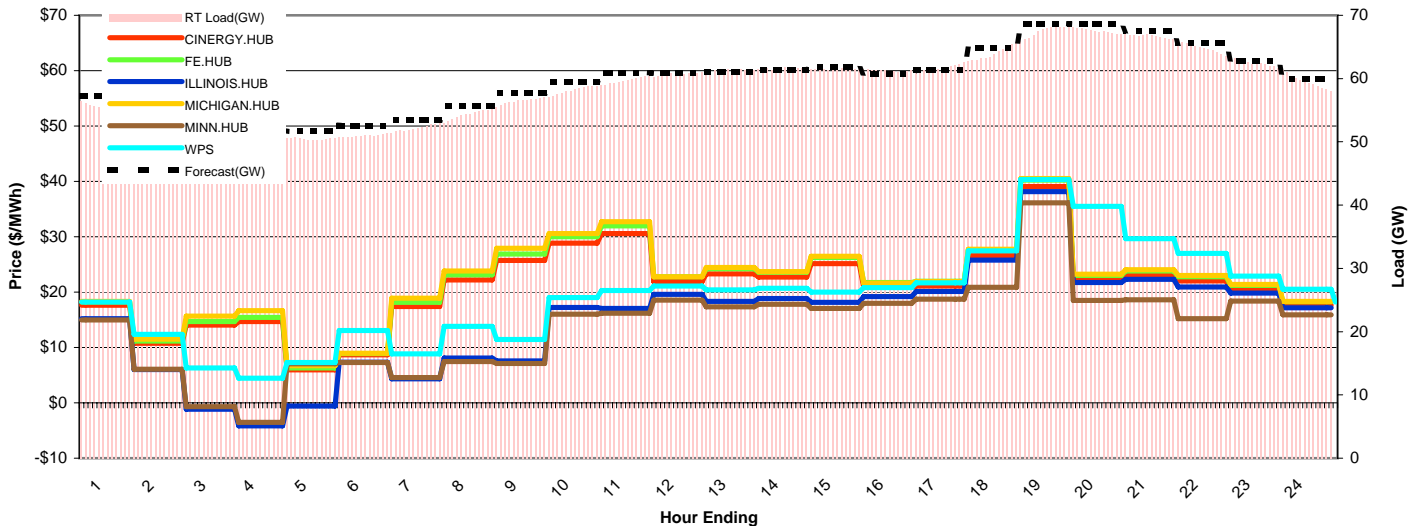
Day-Ahead Prices and Cleared Load

	HE1	HE2	HE3	HE4	HE5	HE6	HE7	HE8	HE9	HE10	HE11	HE12	HE13	HE14	HE15	HE16	HE17	HE18	HE19	HE20	HE21	HE22	HE23	HE24
CINERGY.HUB	19.57	18.12	18.02	17.24	17.28	17.03	17.59	19.76	20.46	22.26	23.38	23.26	23.31	22.58	21.32	20.58	21.66	28.39	36.75	33.10	31.59	26.62	23.14	20.21
FE.HUB	19.96	18.48	18.36	17.58	17.62	17.36	17.89	20.09	20.82	22.65	23.79	23.66	23.72	22.97	21.68	20.92	22.02	28.87	37.43	33.31	31.28	27.07	23.60	20.61
ILLINOIS.HUB	18.94	17.55	17.44	16.74	17.00	16.95	17.22	21.13	19.79	21.51	22.73	22.70	22.79	21.82	20.68	19.95	21.18	28.12	35.81	32.31	31.00	26.18	23.42	21.47
MICHIGAN.HUB	20.18	18.69	18.57	17.78	17.82	17.56	18.53	20.81	21.58	23.48	24.66	24.53	24.59	23.81	22.47	21.68	22.82	29.92	38.87	34.98	33.30	28.07	23.88	20.85
MINN.HUB	18.82	17.51	16.58	16.37	16.20	16.09	18.36	19.28	22.31	24.78	25.91	25.20	24.95	24.02	20.58	19.84	20.75	26.34	41.27	38.21	36.10	27.17	20.16	18.40
WPS	19.76	19.28	17.00	17.15	17.55	18.23	23.45	31.42	32.83	31.90	31.98	32.06	30.91	29.04	28.57	27.41	28.43	38.50	51.68	49.69	42.08	37.10	28.64	24.65
Cleared(GW)	52.8	51.1	50.1	49.4	49.5	50.4	51.9	56.1	57.8	59.7	60.9	61.2	61.4	61.1	60.2	59.7	60.7	65.0	69.1	67.9	66.5	64.4	60.9	5.7



Preliminary Real-Time Prices with Forecasted and Actual System Load

	HE1	HE2	HE3	HE4	HE5	HE6	HE7	HE8	HE9	HE10	HE11	HE12	HE13	HE14	HE15	HE16	HE17	HE18	HE19	HE20	HE21	HE22	HE23	HE24
CINERGY.HUB	17.63	10.77	14.03	14.66	5.98	8.66	17.40	22.17	25.75	28.83	30.60	21.91	23.32	22.71	25.17	20.88	21.10	26.61	39.06	22.34	23.10	22.03	20.48	17.62
FE.HUB	18.20	11.17	14.71	15.43	6.28	8.92	18.15	23.10	26.89	30.00	31.95	22.76	24.24	23.61	26.27	21.74	21.97	27.57	40.21	23.02	23.80	22.77	21.22	18.25
ILLINOIS.HUB	15.22	6.01	-1.13	-4.19	-0.60	7.36	4.35	8.08	7.57	17.22	17.08	19.61	18.30	18.85	18.15	19.17	20.11	25.76	38.13	21.71	22.29	20.94	19.81	17.16
MICHIGAN.HUB	18.34	11.49	15.69	16.65	6.70	8.96	18.90	23.81	27.90	30.57	32.71	22.76	24.44	23.70	26.50	21.64	21.88	27.72	40.54	23.21	24.06	23.02	21.39	18.31
MINN.HUB	14.97	6.07	-0.67	-3.53	7.04	7.27	4.54	7.47	7.13	16.03	16.16	18.53	17.32	17.81	17.06	17.98	18.72	20.88	36.10	18.48	18.60	15.21	18.38	15.91
WPS	18.22	12.35	6.29	4.44	7.28	13.04	8.85	13.79	11.43	19.02	20.31	21.09	20.41	20.70	20.02	20.80	21.65	27.48	40.34	35.49	29.65	27.00	22.88	20.50
Forecasted(GW)	57.3	54.3	52.8	51.9	51.7	52.5	53.4	55.7	57.7	59.5	61.0	60.8	61.1	61.3	61.8	60.8	61.4	64.8	68.7	68.6	67.6	65.5	62.8	60.0
(RT) - (DA Load)	2.43	1.87	1.40	1.41	0.98	0.59	0.28	-1.74	-1.33	-1.59	-1.16	-0.44	-0.04	0.58	1.31	1.59	0.97	-1.04	-1.60	-0.31	0.20	0.45	1.62	53.86



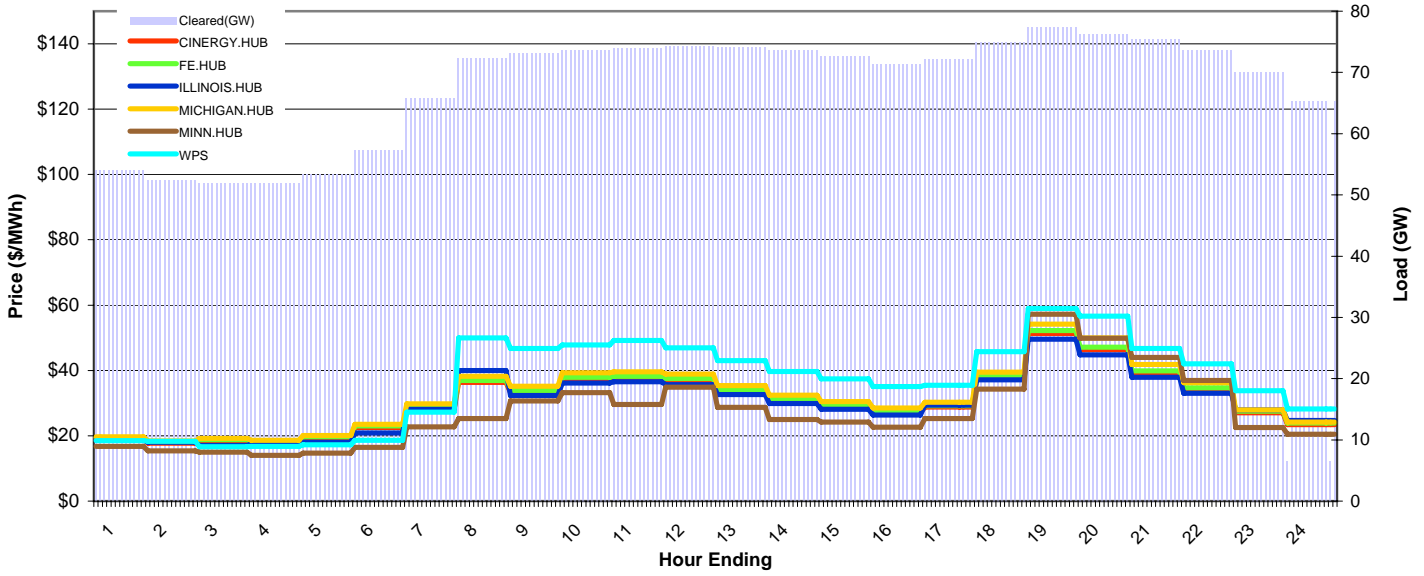
MISO Daily Report

Delivery Day: Monday, January 25, 2010

Price Color Codes: <=0 >=100 >=200

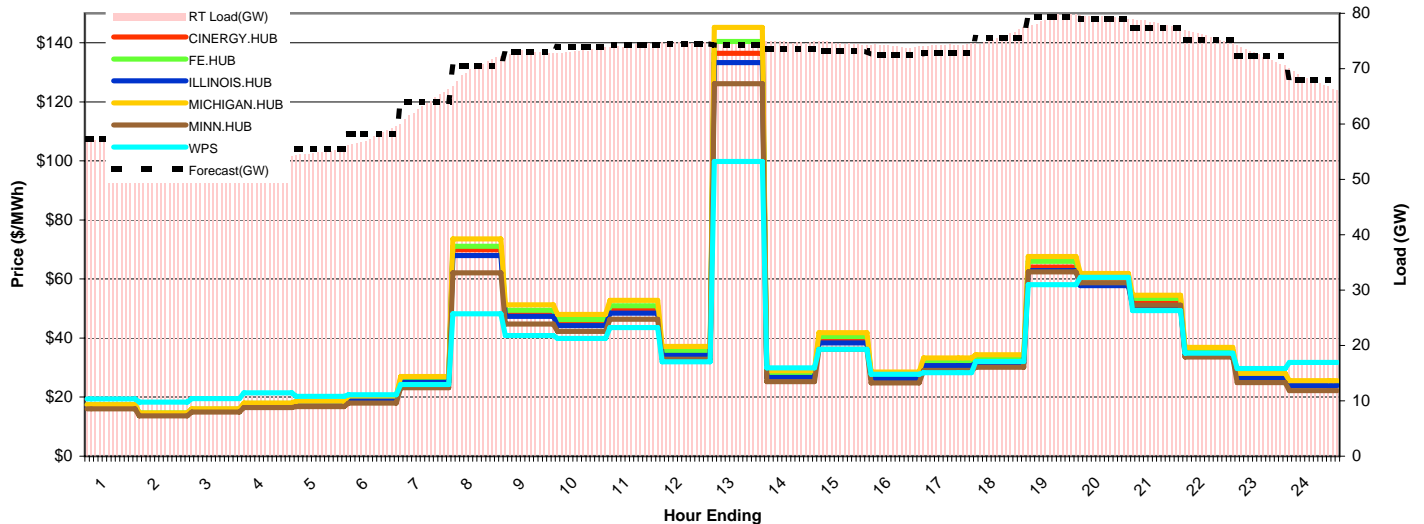
Day-Ahead Prices and Cleared Load

	HE1	HE2	HE3	HE4	HE5	HE6	HE7	HE8	HE9	HE10	HE11	HE12	HE13	HE14	HE15	HE16	HE17	HE18	HE19	HE20	HE21	HE22	HE23	HE24
CINERGY.HUB	19.00	17.78	18.45	17.97	19.28	22.54	28.10	36.36	33.33	37.26	37.63	36.90	33.64	30.83	28.97	27.07	28.76	37.49	51.33	46.35	39.22	34.18	27.04	23.45
FE.HUB	19.40	18.15	18.85	18.35	19.89	23.03	28.61	36.92	33.89	37.87	38.17	37.51	34.16	31.29	29.40	27.47	29.21	38.08	52.22	47.10	39.90	34.69	27.55	23.92
ILLINOIS.HUB	18.83	18.00	17.08	17.58	18.00	20.86	28.14	40.00	32.32	36.19	36.56	35.70	32.60	29.91	28.10	26.31	29.41	37.15	49.53	44.74	37.87	33.02	27.96	24.68
MICHIGAN.HUB	19.69	18.42	19.21	18.65	20.07	23.53	29.80	38.22	35.14	39.25	39.57	38.90	35.41	32.44	30.48	28.47	30.28	39.48	54.19	49.96	41.79	36.26	27.88	24.20
MINN.HUB	16.76	15.42	14.95	14.01	14.67	16.50	22.75	25.31	30.63	33.24	29.63	34.84	28.68	25.00	24.17	22.65	25.30	34.30	57.18	49.88	43.95	36.94	22.53	20.48
WPS	18.54	18.29	16.63	16.80	17.26	18.62	27.28	49.95	46.72	47.80	49.15	46.94	43.02	39.70	37.44	35.04	35.50	45.76	58.97	56.64	46.73	42.06	33.80	28.18
Cleared(GW)	53.9	52.3	51.9	51.8	53.3	57.2	65.7	72.3	73.1	73.7	73.9	74.2	74.0	73.6	72.6	71.3	72.2	75.0	77.3	76.3	75.5	73.6	70.1	6.5



Preliminary Real-Time Prices with Forecasted and Actual System Load

	HE1	HE2	HE3	HE4	HE5	HE6	HE7	HE8	HE9	HE10	HE11	HE12	HE13	HE14	HE15	HE16	HE17	HE18	HE19	HE20	HE21	HE22	HE23	HE24
CINERGY.HUB	16.99	14.27	15.58	17.50	18.07	19.63	25.75	69.92	48.58	45.37	49.76	34.92	136.49	27.30	39.33	26.86	31.38	32.34	64.03	58.65	51.74	35.05	26.86	24.38
FE.HUB	17.50	14.62	15.92	17.87	18.48	20.05	26.27	71.15	49.41	46.32	50.90	35.82	140.44	28.18	40.51	27.70	32.31	33.39	66.00	60.45	53.41	36.02	27.48	25.07
ILLINOIS.HUB	16.61	13.96	15.28	17.13	17.65	19.13	25.00	67.92	47.41	44.23	48.40	34.11	133.29	26.63	38.39	26.22	30.62	31.58	62.88	57.78	50.93	34.43	26.49	24.00
MICHIGAN.HUB	17.49	14.66	16.04	18.02	18.68	20.37	27.00	73.57	51.27	48.01	52.81	37.15	145.22	28.96	41.84	28.55	33.29	34.35	67.64	61.89	54.52	36.81	28.12	25.58
MINN.HUB	16.01	13.62	14.99	16.49	16.85	17.98	23.20	62.09	44.81	42.31	46.34	32.84	126.13	25.28	36.19	24.81	29.04	30.17	62.43	58.76	51.15	33.62	24.97	22.20
WPS	19.41	18.34	19.53	21.48	20.29	20.85	24.26	48.18	40.89	39.86	43.58	31.98	99.79	29.92	36.18	27.70	28.26	32.04	58.13	60.58	49.29	34.85	29.70	31.76
Forecasted(GW)	57.3	55.8	55.1	55.2	55.4	58.2	64.0	70.5	72.9	73.9	74.3	74.5	74.2	73.7	73.1	72.5	72.8	75.6	79.3	79.0	77.4	75.1	72.3	68.0
(RT) - (DA Load)	2.66	2.53	2.24	2.21	1.64	0.48	-2.36	-2.14	-0.17	-0.42	0.24	0.48	0.86	1.24	1.95	2.78	2.04	0.79	1.70	3.03	2.67	2.21	2.29	61.37



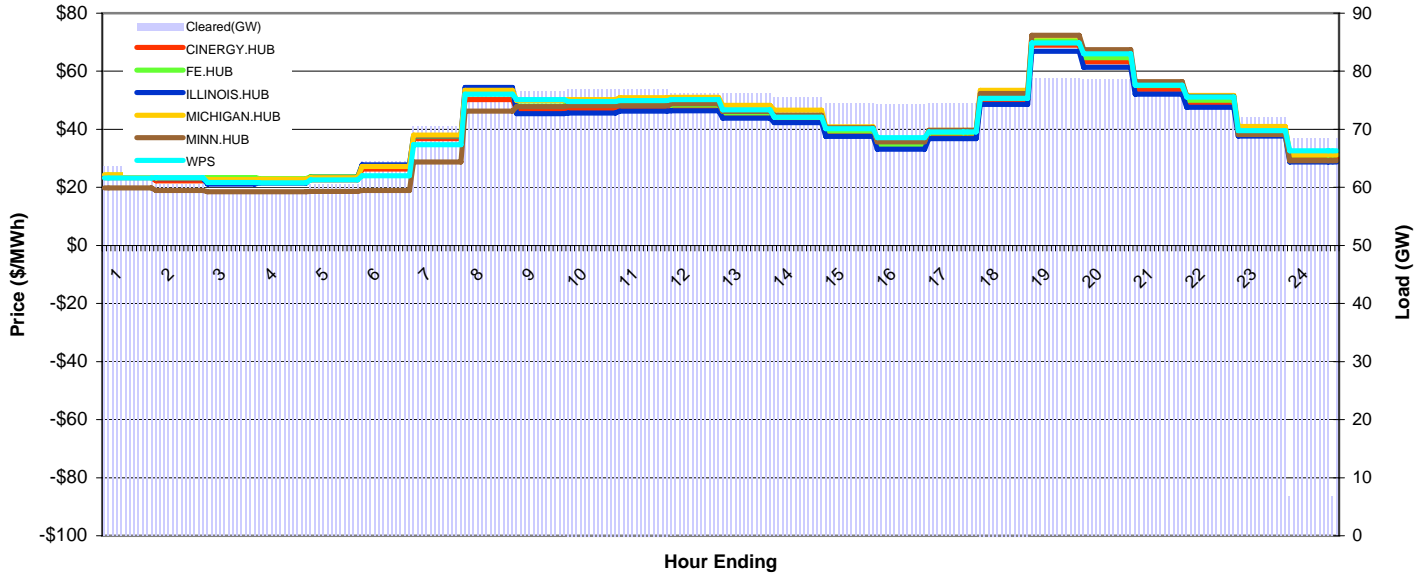
MISO Daily Report

Delivery Day: Tuesday, January 26, 2010

Price Color Codes: ≤0 ≥100 ≥200

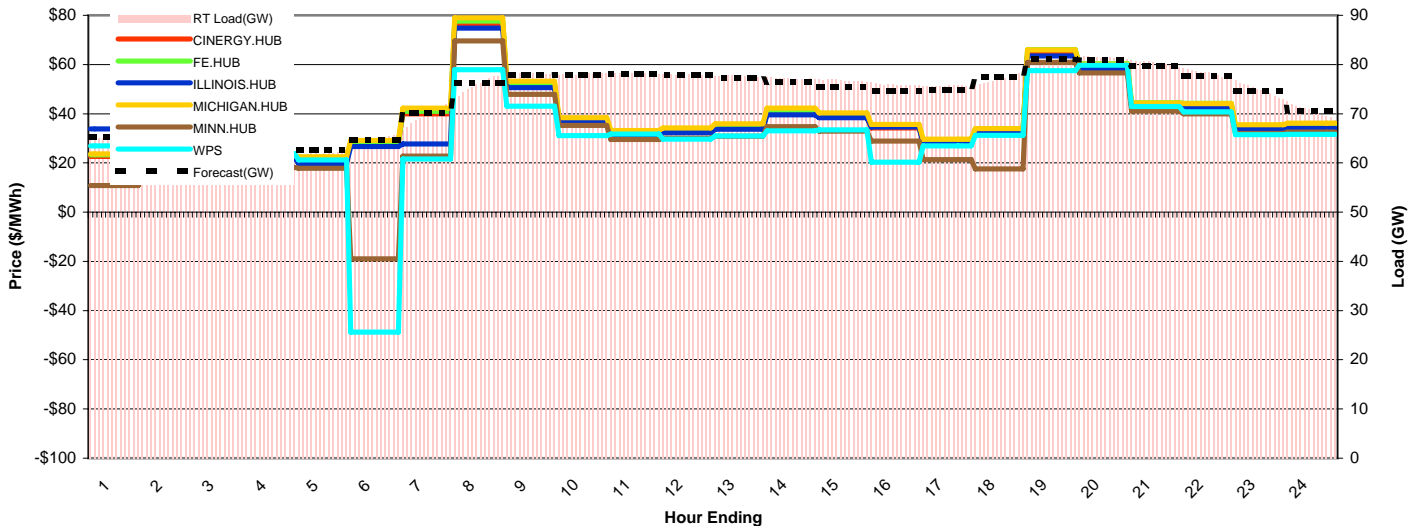
Day-Ahead Prices and Cleared Load

	HE1	HE2	HE3	HE4	HE5	HE6	HE7	HE8	HE9	HE10	HE11	HE12	HE13	HE14	HE15	HE16	HE17	HE18	HE19	HE20	HE21	HE22	HE23	HE24
CINERGY.HUB	23.35	22.28	22.20	22.04	22.54	26.34	36.84	50.27	46.76	47.05	47.77	47.81	45.19	43.61	38.74	34.18	37.93	50.16	68.97	63.25	53.74	49.07	39.29	29.99
FE.HUB	24.21	23.10	23.56	23.01	23.63	27.53	37.68	52.23	48.03	48.61	49.16	48.31	45.64	44.02	39.43	34.77	38.79	50.72	70.50	64.69	55.14	50.00	40.79	31.14
ILLINOIS.HUB	23.85	23.00	21.12	21.43	23.46	27.79	37.78	54.47	45.34	45.62	46.32	46.36	43.82	42.29	37.57	33.15	36.78	48.64	66.88	61.32	52.09	47.58	37.71	28.73
MICHIGAN.HUB	24.30	23.18	22.72	22.77	23.29	27.15	37.97	53.42	49.88	50.20	50.95	50.98	48.25	46.59	40.84	36.07	39.65	53.43	72.15	66.12	55.85	51.63	41.03	31.32
MINN.HUB	19.84	18.95	18.44	18.49	18.57	18.92	28.71	46.28	47.82	48.16	48.19	48.82	46.18	44.82	40.50	35.72	39.71	52.30	72.34	67.40	56.45	51.31	38.22	29.17
WPS	23.25	23.37	21.74	21.56	22.53	23.97	34.70	52.06	50.27	49.59	49.86	50.20	46.74	44.16	40.17	37.08	39.10	50.73	69.72	66.05	55.16	51.13	39.59	32.58
Cleared(GW)	63.5	60.6	59.5	59.4	60.5	64.5	70.4	76.7	76.5	76.9	77.0	76.2	76.1	75.5	74.5	74.2	74.4	75.4	78.7	78.5	77.9	75.3	72.1	6.8



Preliminary Real-Time Prices with Forecasted and Actual System Load

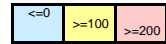
	HE1	HE2	HE3	HE4	HE5	HE6	HE7	HE8	HE9	HE10	HE11	HE12	HE13	HE14	HE15	HE16	HE17	HE18	HE19	HE20	HE21	HE22	HE23	HE24
CINERGY.HUB	22.67	27.05	23.22	22.10	21.57	28.30	39.97	76.46	51.51	37.04	31.97	32.87	34.41	40.42	38.51	34.18	28.40	33.09	64.43	58.77	43.34	43.11	34.35	34.50
FE.HUB	23.30	27.71	23.83	22.69	22.19	28.25	41.00	77.70	52.31	37.81	32.64	33.66	35.20	41.40	39.42	34.96	29.12	33.92	66.05	60.35	44.43	44.20	35.09	35.42
ILLINOIS.HUB	33.88	36.87	24.00	22.26	19.74	26.73	27.69	74.79	50.62	36.64	31.41	32.29	33.72	39.54	38.38	34.64	27.61	32.21	63.54	58.28	42.89	42.65	33.91	34.05
MICHIGAN.HUB	23.69	28.15	24.23	23.05	22.50	29.15	42.32	78.93	53.16	38.38	33.20	34.17	35.89	42.24	40.29	35.60	29.64	34.00	65.99	60.10	44.30	44.16	35.52	36.15
MINN.HUB	10.75	15.45	19.14	18.28	17.81	-18.95	22.79	69.66	47.88	35.31	29.52	30.07	30.84	34.79	32.90	28.95	21.32	17.57	60.82	56.64	41.11	39.99	31.99	32.50
WPS	26.95	30.41	24.84	23.88	21.17	-48.71	21.59	57.95	43.07	31.05	31.79	29.68	31.03	33.11	33.46	20.33	26.91	31.26	57.49	59.70	42.95	40.77	31.50	31.65
Forecasted(GW)	65.4	63.2	62.3	62.0	62.7	64.6	70.2	76.3	77.9	77.9	78.1	77.8	77.2	76.4	75.4	74.5	74.8	77.4	81.1	80.9	79.7	77.6	74.7	70.5
(RT) - (DA Load)	1.06	2.10	2.18	1.96	1.52	-0.04	-0.63	-0.76	1.64	1.17	1.26	1.77	1.58	1.75	2.34	1.68	1.27	1.69	1.76	2.95	2.41	2.96	2.81	63.80



MISO Daily Report

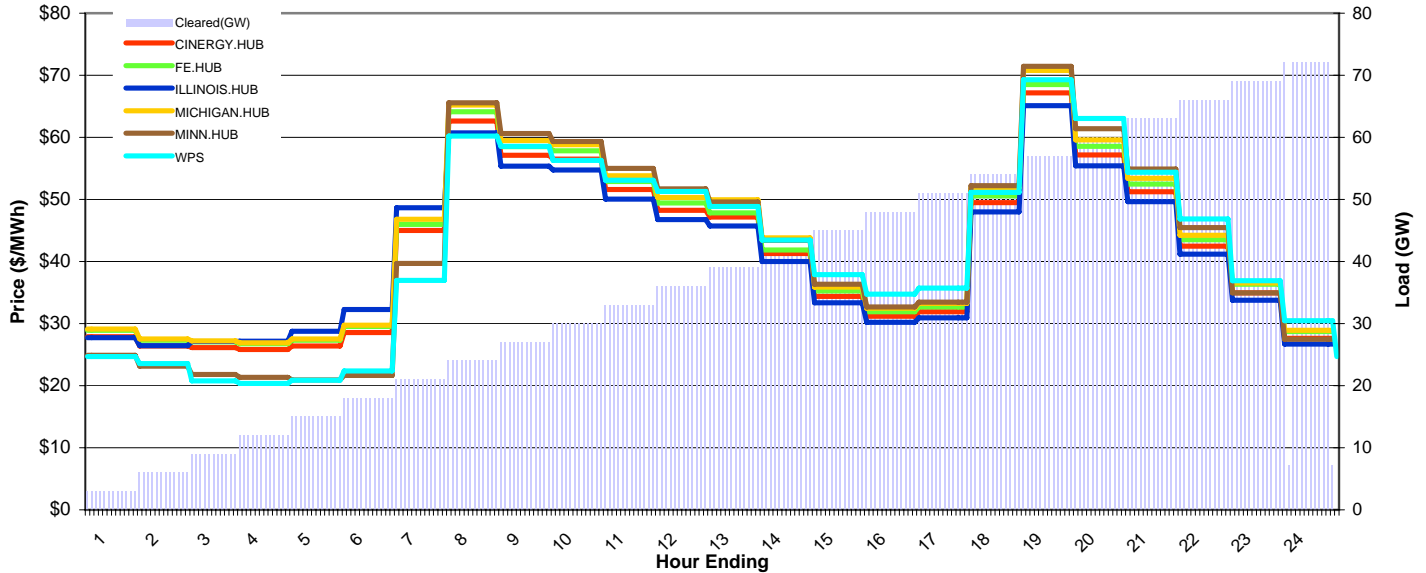
Delivery Day: Wednesday, January 27, 2010

Price Color Codes:



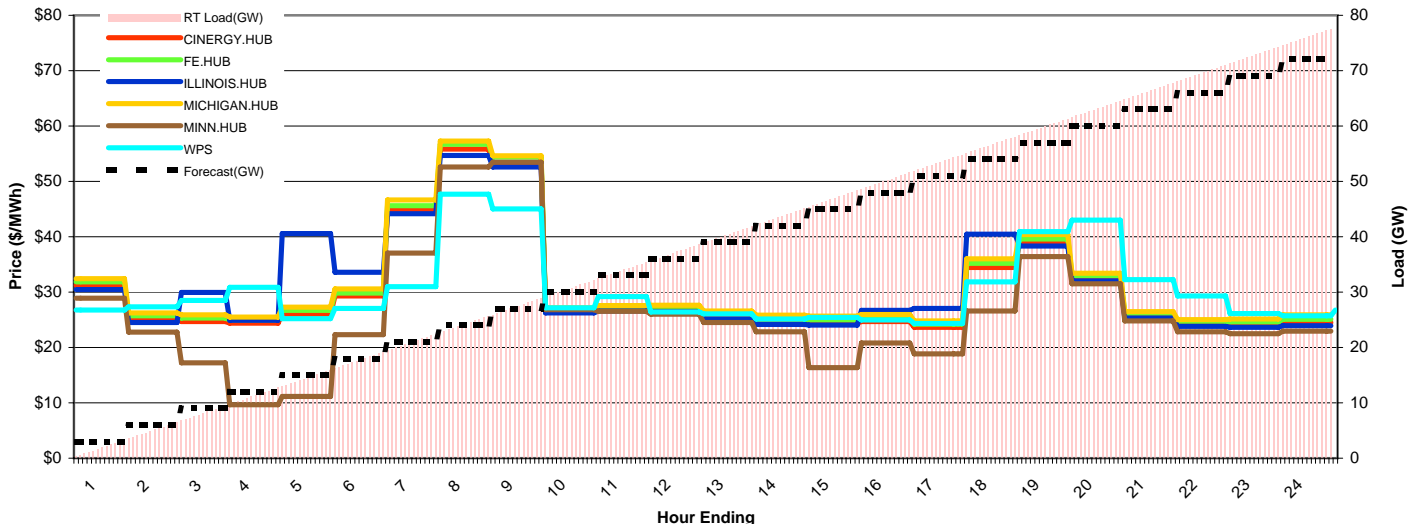
Day-Ahead Prices and Cleared Load

	HE1	HE2	HE3	HE4	HE5	HE6	HE7	HE8	HE9	HE10	HE11	HE12	HE13	HE14	HE15	HE16	HE17	HE18	HE19	HE20	HE21	HE22	HE23	HE24
CINERGY.HUB	27.91	26.37	26.11	25.82	26.41	28.54	44.98	62.61	57.10	56.47	51.62	48.24	47.16	41.28	34.40	31.17	31.90	49.48	67.16	57.17	51.23	42.45	34.93	27.63
FE.HUB	28.93	27.33	27.04	26.73	27.34	29.54	46.00	64.14	58.51	57.85	52.89	49.43	47.85	41.83	35.25	31.93	32.69	50.59	68.52	58.58	52.49	43.50	36.34	28.73
ILLINOIS.HUB	27.71	26.43	27.10	27.15	28.77	32.26	48.64	60.73	55.37	54.76	50.05	46.77	45.73	40.02	33.35	30.22	30.93	47.98	65.11	55.42	49.66	41.17	33.75	26.69
MICHIGAN.HUB	29.12	27.51	27.22	26.91	27.52	29.74	46.79	65.22	59.50	58.84	53.80	50.30	49.97	43.82	35.86	32.48	33.25	51.86	70.77	59.59	53.39	44.24	36.56	28.90
MINN.HUB	24.92	23.16	21.82	21.36	20.95	21.67	39.70	65.58	60.64	59.35	55.02	51.71	49.61	43.41	36.35	32.66	33.43	52.21	71.43	61.39	54.91	45.47	34.97	27.46
WPS	24.70	23.55	20.77	20.38	20.89	22.37	36.95	60.20	58.56	56.27	53.11	51.28	48.84	43.46	37.90	34.76	35.73	51.13	69.28	63.03	54.38	46.86	36.91	30.46
Cleared(GW)	3.0	6.0	9.0	12.0	15.0	18.0	21.0	24.0	27.0	30.0	33.0	36.0	39.0	42.0	45.0	48.0	51.0	54.0	57.0	60.0	63.0	66.0	69.0	7.2



Preliminary Real-Time Prices with Forecasted and Actual System Load

	HE1	HE2	HE3	HE4	HE5	HE6	HE7	HE8	HE9	HE10	HE11	HE12	HE13	HE14	HE15	HE16	HE17	HE18	HE19	HE20	HE21	HE22	HE23	HE24
CINERGY.HUB	31.20	25.22	24.71	24.41	26.03	29.28	44.82	55.85	53.33	26.67	26.99	26.85	25.57	24.55	24.39	24.69	23.67	34.46	38.79	32.29	25.66	24.20	24.12	24.49
FE.HUB	31.87	25.75	25.33	24.96	26.68	29.80	45.63	56.72	54.39	27.05	27.48	27.45	26.17	25.17	24.98	25.30	24.22	35.22	39.58	32.95	26.20	24.75	24.63	25.06
ILLINOIS.HUB	30.44	24.52	29.95	24.93	40.55	33.61	44.17	54.67	52.61	26.23	26.57	26.43	25.17	24.15	24.04	26.73	27.03	40.49	38.31	32.00	25.32	23.79	23.64	23.91
MICHIGAN.HUB	32.45	26.24	25.88	25.49	27.26	30.59	46.67	57.31	54.64	27.16	27.57	27.63	26.59	25.86	25.69	25.95	24.81	35.99	40.38	33.43	26.48	25.01	25.16	25.87
MINN.HUB	28.92	22.76	17.24	9.66	11.18	22.34	37.06	52.58	53.44	26.80	26.55	26.02	24.53	22.86	16.38	20.79	18.84	26.61	36.43	31.50	24.82	22.85	22.48	22.94
WPS	26.74	27.36	28.52	30.88	25.21	27.08	30.97	47.69	45.01	27.19	29.18	26.39	26.09	25.13	25.42	24.94	24.36	31.87	40.94	43.00	32.24	29.29	26.12	25.70
Forecasted(GW)	3.0	6.0	9.0	12.0	15.0	18.0	21.0	24.0	27.0	30.0	33.0	36.0	39.0	42.0	45.0	48.0	51.0	54.0	57.0	60.0	63.0	66.0	69.0	72.0
(RT) - (DA Load)	-1.25	-1.01	-0.90	-0.80	-0.56	-0.32	-0.07	0.16	0.41	0.65	0.88	1.13	1.37	1.61	1.85	2.09	2.33	2.57	2.80	3.04	3.29	3.52	3.77	68.81



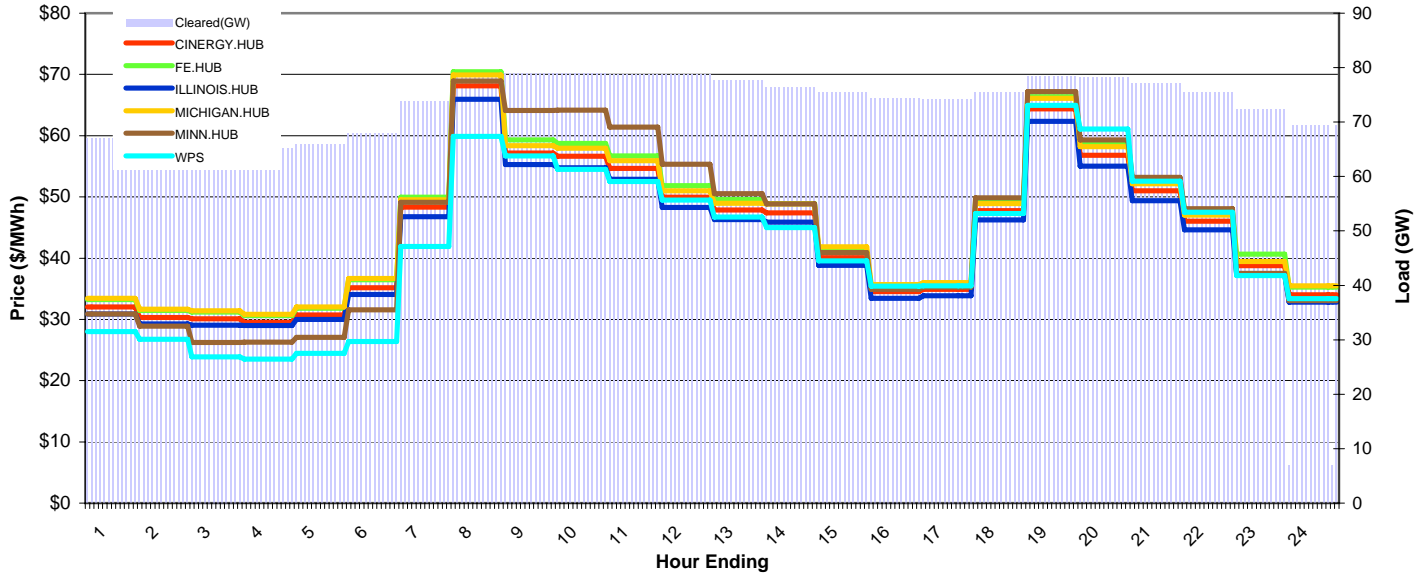
MISO Daily Report

Delivery Day: Friday, January 29, 2010

Price Color Codes: <=0 >=100 >=200

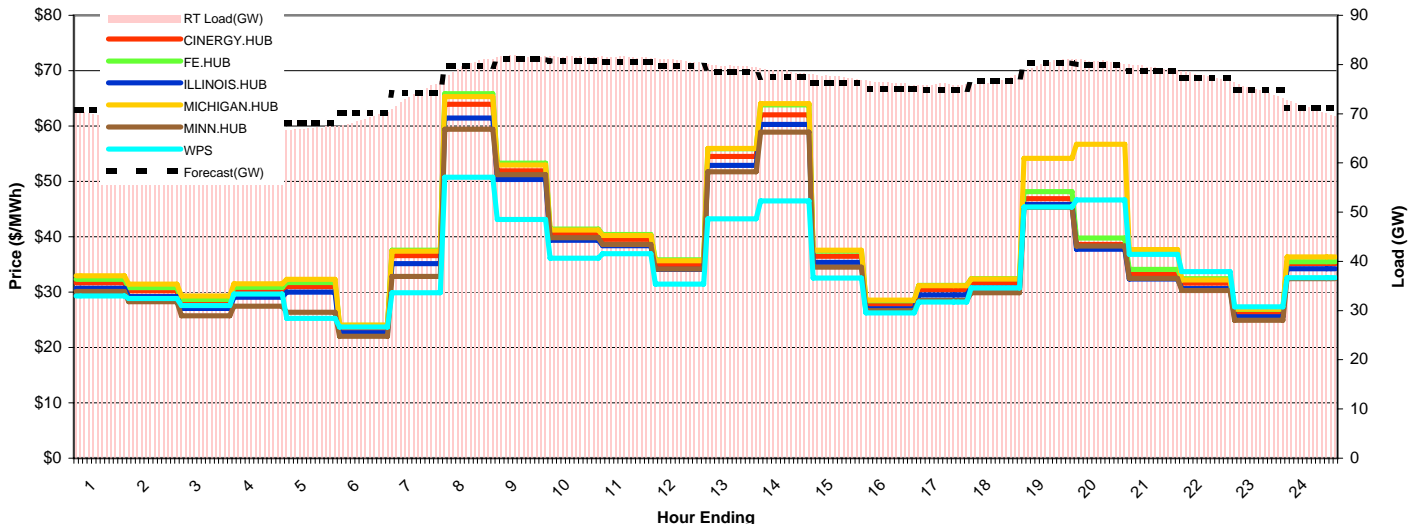
Day-Ahead Prices and Cleared Load

	HE1	HE2	HE3	HE4	HE5	HE6	HE7	HE8	HE9	HE10	HE11	HE12	HE13	HE14	HE15	HE16	HE17	HE18	HE19	HE20	HE21	HE22	HE23	HE24
CINERGY.HUB	32.01	30.31	30.09	29.53	30.72	35.17	48.32	68.13	57.15	56.63	54.66	49.93	47.84	47.37	40.08	34.53	34.93	47.75	64.37	56.82	50.98	46.04	38.77	34.00
FE.HUB	33.22	31.45	31.18	30.61	31.84	36.45	49.96	70.43	59.33	58.72	56.70	51.85	49.60	48.89	41.10	35.55	35.96	49.25	66.36	58.61	52.62	47.58	40.66	35.29
ILLINOIS.HUB	30.87	29.24	29.04	29.00	30.00	34.05	46.76	65.96	55.26	54.77	52.86	48.28	46.28	45.87	38.85	33.46	33.85	46.25	62.36	55.04	49.38	44.61	37.32	32.80
MICHIGAN.HUB	33.42	31.64	31.39	30.81	32.04	36.70	49.53	69.90	58.36	57.96	55.91	50.99	48.94	48.87	41.85	35.67	36.00	48.93	66.08	58.22	52.15	47.04	39.46	35.49
MINN.HUB	30.87	28.91	26.21	26.28	27.08	31.58	49.12	68.92	64.09	64.16	61.41	55.35	50.53	48.84	40.89	34.89	35.29	49.83	67.20	59.29	53.20	48.05	37.53	33.07
WPS	28.01	26.76	23.86	23.53	24.46	26.36	41.93	59.87	56.69	54.49	52.51	49.47	46.70	45.00	39.55	35.45	35.49	47.30	64.93	61.10	52.56	47.49	37.17	33.39
Cleared(GW)	67.0	66.0	65.4	65.2	65.8	67.9	73.7	78.3	79.0	78.9	78.9	78.7	77.6	76.3	75.4	74.4	74.3	75.4	78.4	78.3	77.1	75.4	72.4	6.9



Preliminary Real-Time Prices with Forecasted and Actual System Load

	HE1	HE2	HE3	HE4	HE5	HE6	HE7	HE8	HE9	HE10	HE11	HE12	HE13	HE14	HE15	HE16	HE17	HE18	HE19	HE20	HE21	HE22	HE23	HE24
CINERGY.HUB	31.70	30.22	28.10	30.24	30.98	23.49	36.58	63.92	51.89	40.53	39.56	34.98	54.53	62.05	36.50	27.78	30.49	31.73	46.87	38.59	33.21	31.60	26.29	35.15
FE.HUB	32.33	30.79	28.66	30.87	31.74	23.98	37.60	65.86	53.31	41.41	40.40	35.81	55.91	63.84	37.40	28.46	31.20	32.42	48.14	39.74	34.13	32.41	26.88	35.47
ILLINOIS.HUB	30.69	29.18	27.06	29.09	30.01	22.66	35.13	61.44	50.33	39.37	38.39	34.12	52.91	60.28	35.40	27.00	29.50	30.78	45.83	37.77	32.38	30.64	25.54	34.21
MICHIGAN.HUB	32.97	31.42	29.28	31.50	32.33	24.07	37.40	65.29	52.93	41.21	40.26	35.66	55.98	64.07	37.55	28.53	31.18	32.35	54.17	56.69	37.66	32.18	26.92	36.34
MINN.HUB	30.13	28.27	25.75	27.43	26.38	22.01	32.85	59.45	51.22	39.80	38.63	34.15	51.72	58.89	34.52	26.62	28.48	29.86	45.34	38.33	32.51	30.28	24.91	32.42
WPS	29.28	28.83	27.57	29.67	25.28	23.67	29.90	50.78	43.12	36.14	36.93	31.47	43.25	46.50	32.53	26.24	28.22	30.75	45.36	46.67	36.80	33.67	27.32	32.60
Forecasted(GW)	70.8	68.9	67.9	67.7	68.2	70.1	74.2	79.6	81.0	80.7	80.4	79.7	78.6	77.4	76.3	75.1	74.8	76.7	80.3	80.0	78.8	77.3	74.9	71.2
(RT) - (DA Load)	2.67	1.81	1.31	1.25	1.22	0.95	0.21	1.43	2.60	2.62	2.63	2.09	2.11	2.31	2.09	1.83	1.61	1.33	1.79	2.39	2.37	2.30	2.46	64.12



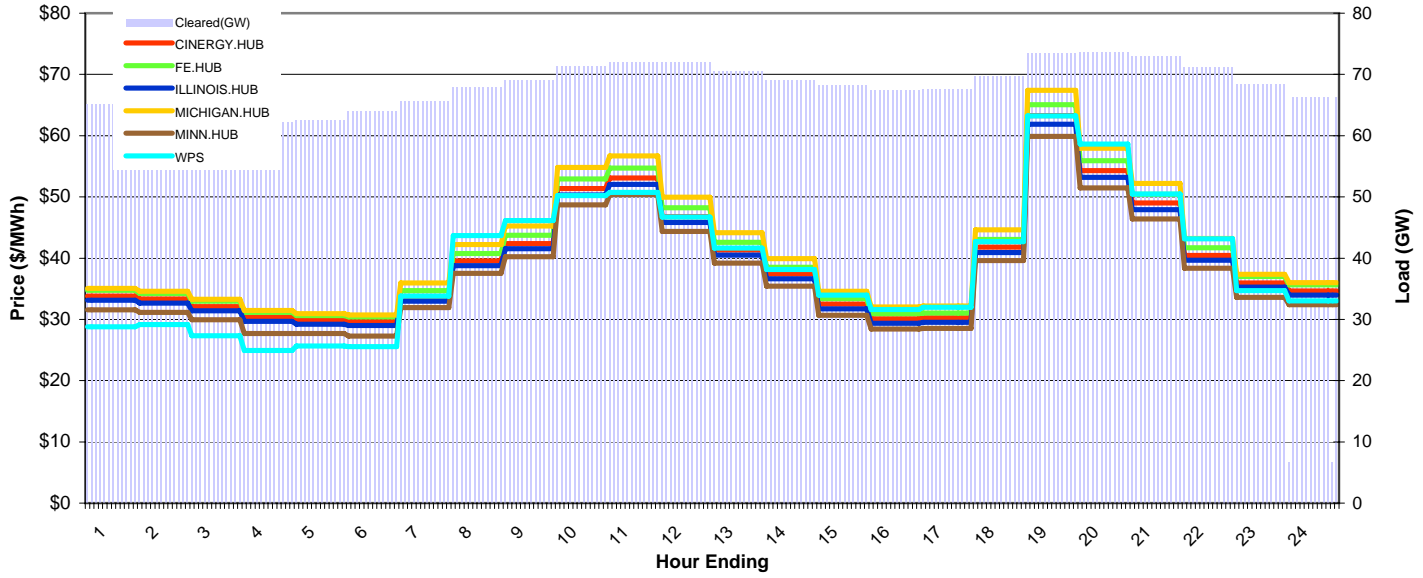
MISO Daily Report

Delivery Day: Saturday, January 30, 2010

Price Color Codes: <=0 >=100 >=200

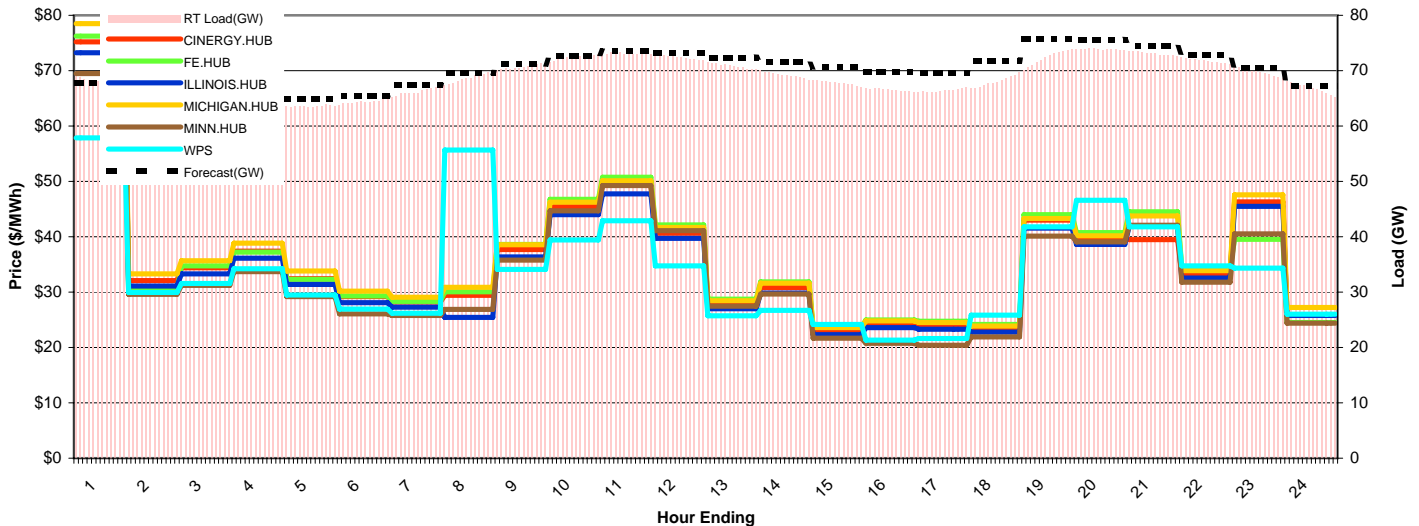
Day-Ahead Prices and Cleared Load

	HE1	HE2	HE3	HE4	HE5	HE6	HE7	HE8	HE9	HE10	HE11	HE12	HE13	HE14	HE15	HE16	HE17	HE18	HE19	HE20	HE21	HE22	HE23	HE24
CINERGY.HUB	33.79	33.33	32.07	30.32	29.83	29.61	33.73	39.56	42.40	51.34	53.08	46.75	41.34	37.42	32.49	30.12	30.25	41.78	63.30	54.29	49.00	40.46	35.94	34.65
FE.HUB	34.73	34.24	32.95	31.12	30.63	30.42	34.70	40.75	43.71	52.92	54.72	48.23	42.60	38.52	33.38	30.92	31.05	43.06	65.08	55.92	50.42	41.71	36.98	35.63
ILLINOIS.HUB	33.11	32.65	31.41	29.68	29.21	29.01	32.99	38.75	41.55	50.32	52.03	45.85	40.50	36.61	31.72	29.38	29.50	40.94	61.87	53.17	47.93	39.65	35.26	33.98
MICHIGAN.HUB	35.08	34.59	33.28	31.45	30.95	30.74	35.94	42.21	45.27	54.81	56.68	49.95	44.13	39.91	34.59	32.03	32.17	44.61	67.42	57.93	52.22	43.20	37.36	36.00
MINN.HUB	31.56	31.12	29.94	27.67	27.68	27.29	31.95	37.52	40.22	48.70	50.35	44.37	39.20	35.42	30.69	28.43	28.55	39.62	59.88	51.45	46.38	38.37	33.60	32.38
WPS	28.82	29.18	27.32	24.95	25.65	25.56	33.81	43.68	46.15	50.23	50.73	46.72	41.66	38.17	33.94	31.59	31.97	42.70	63.22	58.61	50.46	43.18	34.71	33.02
Cleared(GW)	65.1	63.1	62.8	62.2	62.4	64.0	65.5	67.8	69.1	71.3	72.0	71.9	70.5	69.1	68.2	67.4	67.5	69.8	73.4	73.6	72.9	71.2	68.4	6.6



Preliminary Real-Time Prices with Forecasted and Actual System Load

	HE1	HE2	HE3	HE4	HE5	HE6	HE7	HE8	HE9	HE10	HE11	HE12	HE13	HE14	HE15	HE16	HE17	HE18	HE19	HE20	HE21	HE22	HE23	HE24
CINERGY.HUB	75.21	32.10	34.38	37.37	32.43	29.21	28.22	29.44	37.70	45.42	49.33	40.63	27.98	30.80	23.09	24.34	24.07	23.56	42.98	39.84	39.48	33.32	46.32	25.86
FE.HUB	76.26	30.48	34.72	37.24	32.29	29.31	28.31	30.08	38.59	46.78	50.75	42.16	28.74	31.85	23.72	24.98	24.73	24.15	44.01	40.73	44.50	34.29	39.52	24.51
ILLINOIS.HUB	73.22	31.12	33.27	36.12	31.40	28.07	27.26	25.46	36.37	43.96	47.73	39.71	26.99	29.83	22.33	23.56	23.29	22.78	41.54	38.59	41.96	32.55	45.51	25.77
MICHIGAN.HUB	78.47	33.27	35.66	38.87	33.79	30.20	29.07	30.86	38.55	46.23	50.14	41.68	28.44	31.60	23.57	24.81	24.52	23.88	43.32	40.15	43.78	33.86	47.56	27.21
MINN.HUB	69.48	29.61	31.22	33.68	29.18	26.05	25.80	26.87	35.76	44.70	49.27	41.11	27.43	29.63	21.66	20.73	20.43	21.90	40.14	39.07	42.10	31.80	40.51	24.42
WPS	57.86	29.93	31.58	34.19	29.47	26.96	26.18	55.66	34.10	39.40	42.89	34.73	25.70	26.73	24.17	21.31	21.63	25.87	41.77	46.58	41.81	34.74	34.34	26.02
Forecasted(GW)	67.9	66.5	65.4	64.9	64.8	65.5	67.4	69.6	71.2	72.6	73.4	73.3	72.3	71.5	70.7	69.8	69.7	71.8	75.7	75.6	74.5	72.8	70.5	67.2
(RT) - (DA Load)	2.76	2.74	1.63	1.43	1.14	0.36	0.68	0.85	1.57	1.06	1.03	0.45	0.31	0.10	-0.50	-0.87	-1.14	-1.73	-1.15	0.27	0.18	0.52	1.34	60.17



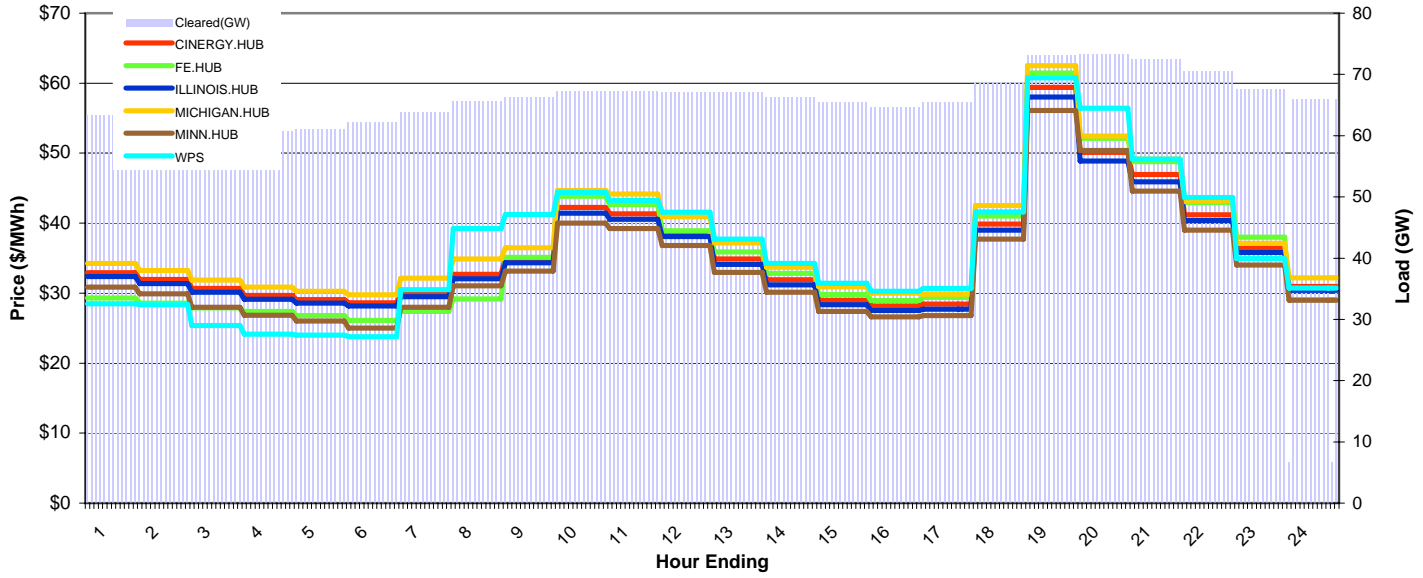
MISO Daily Report

Delivery Day: Sunday, January 31, 2010

Price Color Codes: ≤0 ≥100 ≥200

Day-Ahead Prices and Cleared Load

	HE1	HE2	HE3	HE4	HE5	HE6	HE7	HE8	HE9	HE10	HE11	HE12	HE13	HE14	HE15	HE16	HE17	HE18	HE19	HE20	HE21	HE22	HE23	HE24
CINERGY.HUB	32.94	31.94	30.66	29.68	29.08	28.63	30.08	32.71	35.00	42.26	41.34	38.81	34.88	31.93	29.01	28.17	28.42	39.86	59.38	50.11	46.94	41.20	36.43	30.95
FE.HUB	29.33	28.58	27.87	27.41	26.78	26.11	27.39	29.19	35.13	43.83	42.66	38.91	35.88	32.83	29.83	28.96	29.39	41.02	61.44	52.14	48.77	42.94	37.98	29.09
ILLINOIS.HUB	32.35	31.37	30.11	29.14	28.56	28.16	29.51	32.04	34.32	41.42	40.54	38.07	34.09	31.17	28.34	27.52	27.73	38.99	58.04	48.89	45.91	40.39	35.81	30.41
MICHIGAN.HUB	34.26	33.23	31.89	30.87	30.25	29.78	32.12	34.89	36.49	44.65	44.19	40.94	37.17	33.71	30.91	30.01	29.85	42.50	62.52	52.44	49.15	43.14	37.14	32.21
MINN.HUB	30.84	29.89	27.97	26.82	26.00	25.00	27.97	31.03	33.15	40.02	39.22	36.82	32.96	30.12	27.40	26.61	26.78	37.73	56.09	50.40	44.60	39.00	34.03	28.98
WPS	28.48	28.36	25.35	24.16	23.99	23.76	30.48	39.24	41.25	44.41	43.23	41.54	37.72	34.23	31.40	30.25	30.67	41.62	60.78	56.40	49.14	43.65	34.95	30.73
Cleared(GW)	63.3	61.7	61.0	60.7	61.0	62.2	63.8	65.6	66.2	67.2	67.3	67.1	67.0	66.3	65.4	64.6	65.5	68.7	73.2	73.3	72.5	70.5	67.6	6.6



Preliminary Real-Time Prices with Forecasted and Actual System Load

	HE1	HE2	HE3	HE4	HE5	HE6	HE7	HE8	HE9	HE10	HE11	HE12	HE13	HE14	HE15	HE16	HE17	HE18	HE19	HE20	HE21	HE22	HE23	HE24
CINERGY.HUB	29.49	30.50	28.85	27.52	29.89	27.41	26.56	28.58	24.19	25.23	25.33	25.29	24.29	22.78	21.19	21.37	13.09	21.90	32.62	33.56	45.87	36.78	26.54	24.14
FE.HUB	27.28	30.31	29.22	27.78	27.38	27.41	27.00	28.15	24.49	25.69	25.58	25.42	24.84	22.83	21.70	21.89	13.41	22.40	33.34	34.47	47.14	38.17	27.26	24.08
ILLINOIS.HUB	28.60	29.61	24.03	23.70	22.56	24.14	32.04	28.94	23.22	24.29	24.47	24.48	23.53	22.10	20.58	20.75	12.69	21.28	31.72	32.98	44.98	36.36	25.98	23.54
MICHIGAN.HUB	30.36	31.42	29.88	28.49	31.21	28.24	26.94	29.00	24.46	25.49	25.66	25.75	24.81	23.27	21.71	21.90	13.38	22.12	32.83	33.97	46.64	37.85	27.01	24.47
MINN.HUB	26.65	26.75	20.47	21.23	19.92	19.84	17.88	21.00	21.26	22.77	23.38	23.53	22.80	21.47	19.97	20.25	12.26	21.16	32.79	36.06	49.09	38.83	26.93	23.76
WPS	27.19	27.40	21.85	24.50	21.47	20.20	24.62	27.72	24.35	25.48	27.41	24.73	24.68	23.51	22.78	22.24	16.93	24.86	36.66	43.98	45.86	37.78	27.52	25.16
Forecasted(GW)	64.5	63.1	62.6	62.8	62.7	63.4	64.8	66.3	67.3	67.8	68.2	68.1	68.1	68.0	67.4	66.9	67.5	70.4	75.4	75.8	74.9	73.0	70.3	67.6
(RT) - (DA Load)	0.94	0.94	0.80	0.61	0.45	-0.15	-0.38	-0.12	0.74	0.54	0.17	-0.06	-0.58	-0.61	-0.85	-0.72	-1.40	-2.43	-1.44	0.70	0.93	1.30	1.60	59.33

