

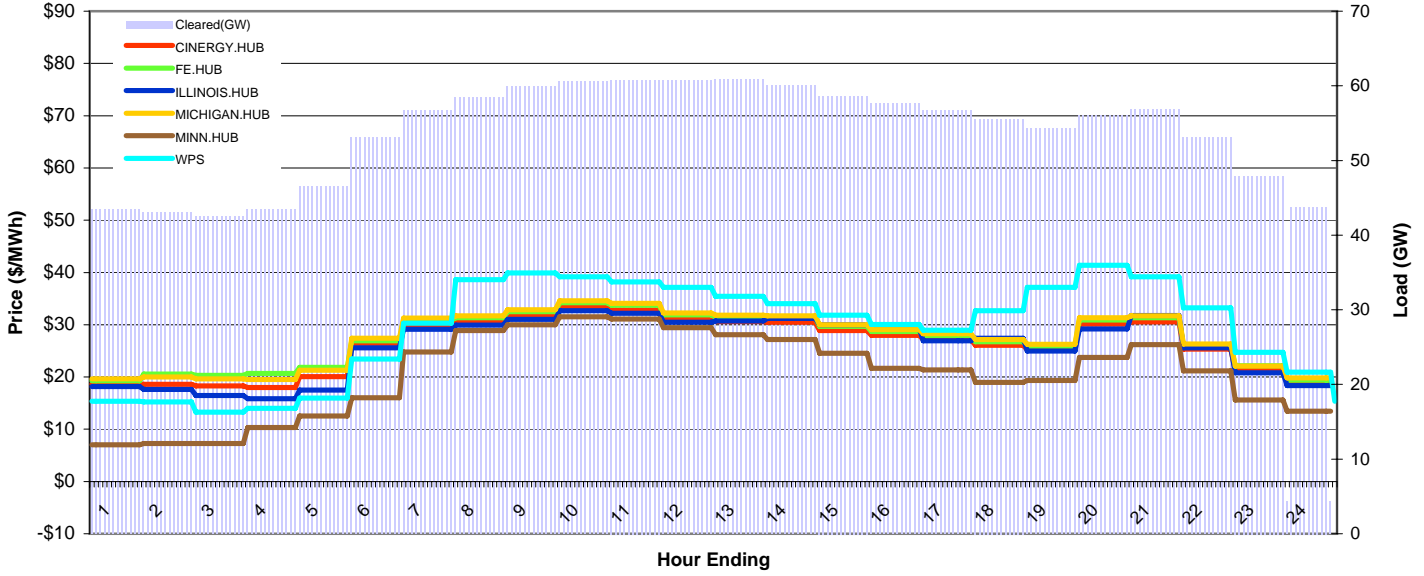
MISO Daily Report

Delivery Day: Friday, May 1, 2009

Price Color Codes: ≤0 ≥100 ≥200

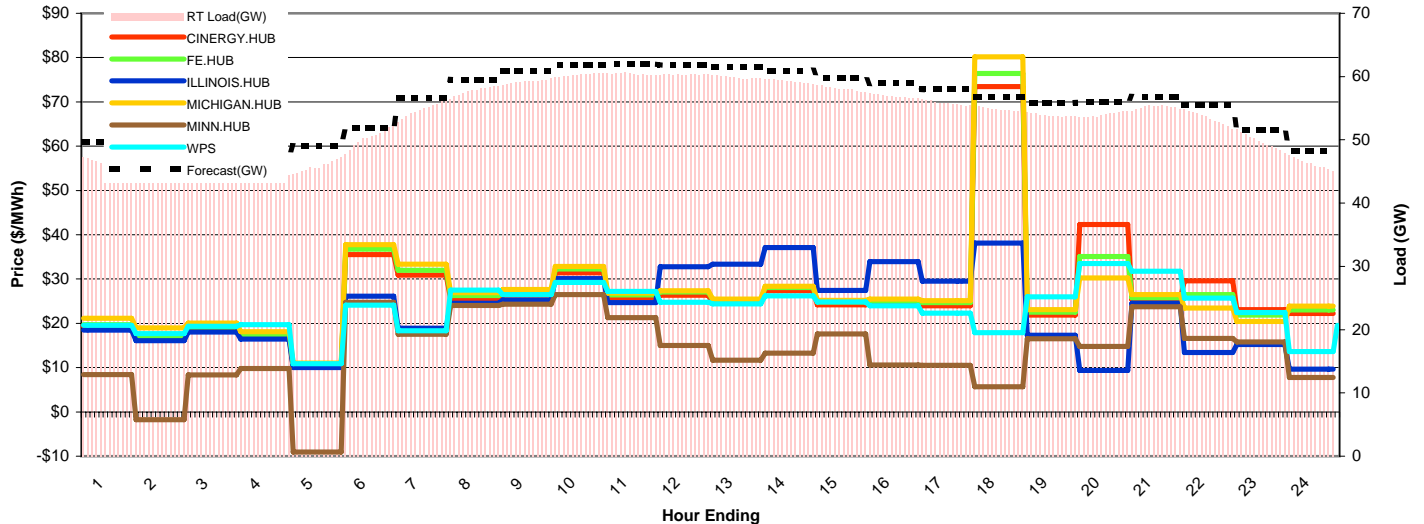
Day-Ahead Prices and Cleared Load

	HE1	HE2	HE3	HE4	HE5	HE6	HE7	HE8	HE9	HE10	HE11	HE12	HE13	HE14	HE15	HE16	HE17	HE18	HE19	HE20	HE21	HE22	HE23	HE24
CINERGY.HUB	18.65	18.60	18.31	18.00	20.05	26.42	30.00	30.49	31.60	33.27	32.80	31.03	30.60	30.50	28.86	27.94	27.16	26.06	25.19	30.09	30.51	25.31	21.25	19.10
FE.HUB	19.25	20.56	20.33	20.65	21.87	26.94	30.83	31.35	32.49	34.21	33.72	31.90	31.46	31.35	29.66	28.71	27.91	26.76	25.87	30.90	31.35	26.01	22.14	19.38
ILLINOIS.HUB	18.18	17.60	16.45	15.85	17.52	25.57	29.13	29.95	31.04	32.68	32.22	30.48	30.71	31.19	30.00	29.33	26.91	27.41	24.98	29.22	31.78	25.60	20.81	18.38
MICHIGAN.HUB	19.62	19.98	19.64	19.50	21.30	27.42	31.25	31.69	32.85	34.59	34.10	32.26	31.80	31.70	30.00	29.07	28.30	27.16	26.26	31.36	31.70	26.34	22.08	19.81
MINN.HUB	7.00	7.25	7.25	10.34	12.52	16.04	24.76	28.90	29.96	31.54	31.10	29.41	28.07	27.15	24.52	21.67	21.35	18.94	19.36	23.72	26.20	21.14	15.58	13.44
WPS	15.33	15.21	13.25	13.98	15.94	23.42	30.27	38.63	39.90	39.20	38.19	37.14	35.42	34.03	31.83	30.03	28.96	32.70	37.17	41.40	39.16	33.24	24.74	20.90
Cleared(GW)	43.4	43.0	42.5	43.4	46.5	53.1	56.7	58.4	59.9	60.5	60.8	60.7	60.9	60.1	58.6	57.6	56.7	55.5	54.3	56.1	56.9	53.1	47.9	4.4



Preliminary Real-Time Prices with Forecasted and Actual System Load

	HE1	HE2	HE3	HE4	HE5	HE6	HE7	HE8	HE9	HE10	HE11	HE12	HE13	HE14	HE15	HE16	HE17	HE18	HE19	HE20	HE21	HE22	HE23	HE24
CINERGY.HUB	19.26	16.74	18.74	17.08	10.25	35.49	30.88	25.49	26.36	31.43	25.73	26.35	24.67	27.34	24.15	24.40	23.96	73.43	21.89	42.34	25.31	29.59	23.09	22.20
FE.HUB	19.68	16.93	19.13	17.43	10.20	36.75	32.01	26.24	27.09	32.27	26.44	27.05	25.36	28.09	24.85	25.07	24.66	76.42	22.52	35.09	25.75	26.50	21.85	23.02
ILLINOIS.HUB	18.49	16.10	18.06	16.45	9.98	26.12	18.90	24.56	25.27	30.10	24.70	32.74	33.38	37.11	27.40	33.96	29.49	38.11	17.34	9.34	24.53	13.44	15.20	9.62
MICHIGAN.HUB	21.17	18.98	20.09	18.08	11.05	37.73	33.36	26.93	27.61	32.88	26.88	27.34	25.49	28.34	25.17	25.50	25.13	80.18	23.06	30.26	26.47	23.48	20.44	23.92
MINN.HUB	8.45	-1.76	8.38	9.80	-9.07	24.73	17.56	24.02	24.33	26.50	21.30	15.03	11.70	13.29	17.58	10.56	10.50	5.69	16.50	14.77	23.77	16.56	15.80	7.76
WPS	19.57	17.70	19.35	19.73	10.90	24.10	18.30	27.47	26.48	29.22	27.20	24.73	24.37	26.23	24.85	23.99	22.33	17.89	25.95	33.49	31.78	25.68	22.44	13.60
Forecasted(GW)	49.7	48.2	47.3	47.3	49.1	51.9	56.5	59.5	60.9	61.8	62.0	61.8	61.5	61.0	59.8	58.9	58.0	56.9	55.9	56.0	56.8	55.5	51.6	48.3
(RT) - (DA Load)	2.83	1.92	1.79	0.87	-0.74	-2.78	-1.97	-0.66	-0.67	-0.23	-0.34	-0.36	-0.94	-0.81	-0.52	-0.70	-0.86	-0.69	-0.39	-2.05	-1.72	0.33	1.85	41.90



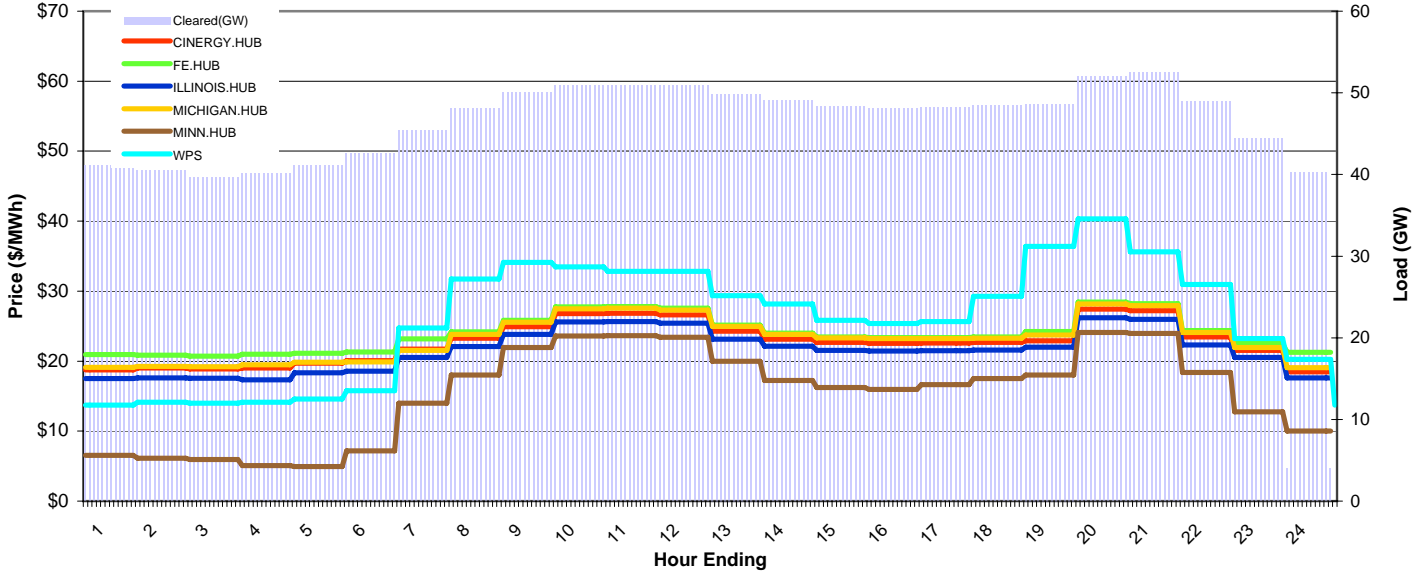
MISO Daily Report

Delivery Day: Saturday, May 2, 2009

Price Color Codes: <=0 >=100 >=200

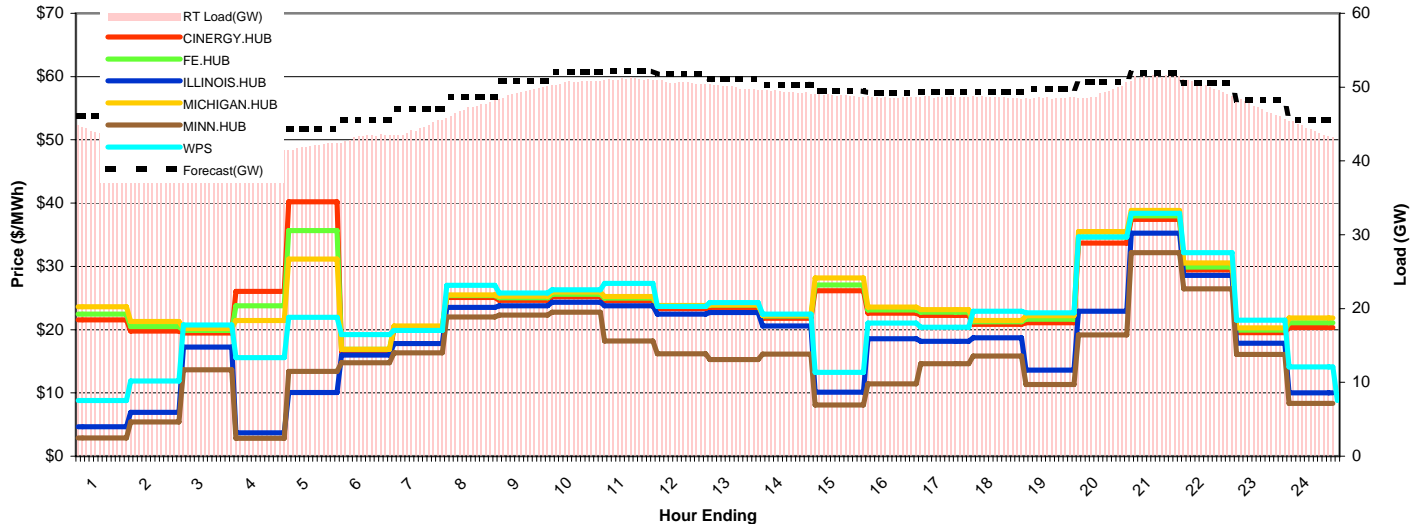
Day-Ahead Prices and Cleared Load

	HE1	HE2	HE3	HE4	HE5	HE6	HE7	HE8	HE9	HE10	HE11	HE12	HE13	HE14	HE15	HE16	HE17	HE18	HE19	HE20	HE21	HE22	HE23	HE24
CINERGY.HUB	18.74	19.00	18.87	19.04	19.71	20.07	21.71	23.27	24.92	26.79	26.85	26.59	24.30	23.14	22.66	22.54	22.59	22.67	22.92	27.45	27.21	23.47	21.54	18.47
FE.HUB	20.93	20.84	20.69	21.00	21.14	21.29	23.16	24.18	25.82	27.76	27.82	27.55	25.16	24.00	23.46	23.35	23.38	23.47	24.22	28.44	28.20	24.35	22.56	21.28
ILLINOIS.HUB	17.53	17.60	17.58	17.35	18.34	18.56	20.53	22.10	23.80	25.59	25.65	25.40	23.13	22.15	21.54	21.45	21.48	21.60	22.00	26.22	25.99	22.33	20.51	17.60
MICHIGAN.HUB	19.10	19.25	19.21	19.46	19.83	19.89	21.52	23.83	25.57	27.48	27.55	27.28	24.96	23.82	23.33	23.22	23.22	23.29	23.73	28.18	27.94	24.10	21.93	19.05
MINN.HUB	6.54	6.14	5.96	5.07	4.94	7.19	13.98	18.00	21.95	23.60	23.66	23.43	20.00	17.24	16.21	15.94	16.64	17.49	18.00	24.11	23.97	18.36	12.74	10.00
WPS	13.73	14.15	13.99	14.13	14.60	15.77	24.72	31.74	34.12	33.47	32.83	32.82	29.34	28.14	25.84	25.39	25.64	29.25	36.41	40.35	35.61	30.94	23.21	20.26
Cleared(GW)	41.1	40.5	39.6	40.2	41.1	42.5	45.3	48.1	50.1	50.9	51.0	51.0	49.9	49.0	48.3	48.1	48.2	48.5	48.6	52.0	52.5	48.9	44.4	4.0



Preliminary Real-Time Prices with Forecasted and Actual System Load

	HE1	HE2	HE3	HE4	HE5	HE6	HE7	HE8	HE9	HE10	HE11	HE12	HE13	HE14	HE15	HE16	HE17	HE18	HE19	HE20	HE21	HE22	HE23	HE24
CINERGY.HUB	21.53	19.76	19.48	26.05	40.21	16.53	20.04	25.08	24.62	25.21	24.59	23.31	23.51	21.78	26.15	22.63	22.24	20.84	21.08	33.70	37.43	29.44	19.52	20.35
FE.HUB	22.46	20.48	19.90	23.75	35.68	16.87	20.50	25.39	25.02	25.58	24.98	23.66	23.87	22.17	27.06	23.10	22.75	21.24	21.65	34.63	38.00	29.88	19.94	21.10
ILLINOIS.HUB	4.67	6.95	17.24	3.71	10.04	16.00	17.81	23.51	23.78	24.35	23.76	22.47	22.70	20.61	10.14	18.54	18.16	18.71	13.63	22.90	35.27	28.59	17.83	10.03
MICHIGAN.HUB	23.62	21.30	20.18	21.47	31.14	16.90	20.61	25.48	25.30	25.94	25.26	23.81	23.92	22.23	28.16	23.55	23.15	21.45	22.20	35.50	38.86	30.56	20.26	21.87
MINN.HUB	2.88	5.41	13.64	2.83	13.42	14.77	16.32	22.01	22.33	22.76	18.23	16.19	15.26	16.13	8.10	11.43	14.63	15.84	11.32	19.17	32.16	26.44	16.10	8.36
WPS	8.79	11.91	20.76	15.58	21.95	19.21	19.85	27.02	25.82	26.29	27.33	23.67	24.28	22.47	13.27	21.02	20.38	22.92	22.64	34.66	38.38	32.16	21.48	14.11
Forecasted(GW)	46.1	45.2	44.4	44.1	44.4	45.5	47.0	48.6	50.8	52.0	52.2	51.7	51.1	50.3	49.5	49.2	49.3	49.3	49.7	50.6	51.9	50.6	48.3	45.5
(RT) - (DA Load)	2.73	1.93	2.01	1.31	0.90	0.70	-0.96	-1.00	-0.73	-0.30	0.11	-0.35	0.12	0.31	0.57	0.49	0.47	0.11	-0.14	-2.71	-1.10	1.15	2.68	40.25



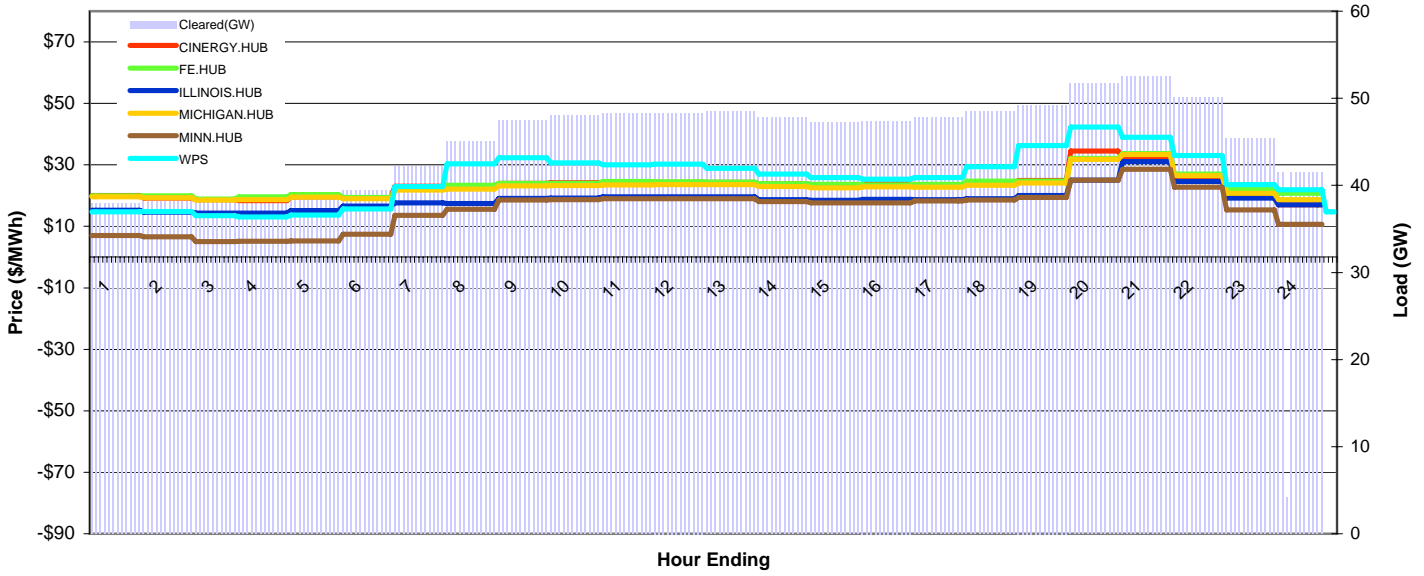
MISO Daily Report

Delivery Day: Sunday, May 3, 2009

Price Color Codes: ≤0 ≥100 ≥200

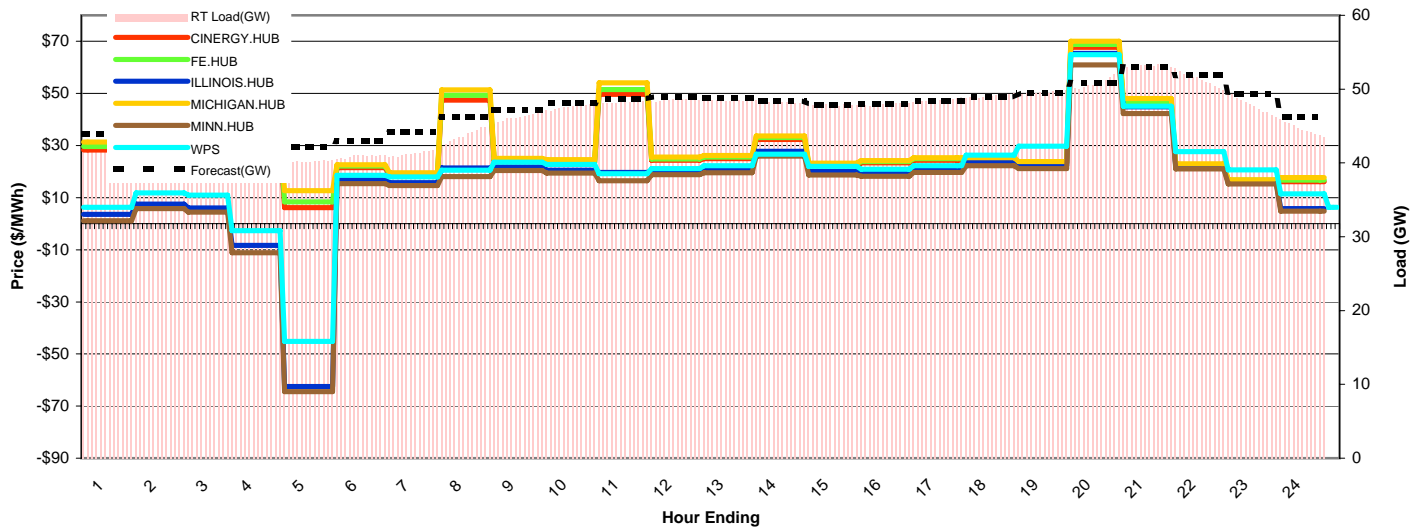
Day-Ahead Prices and Cleared Load

	HE1	HE2	HE3	HE4	HE5	HE6	HE7	HE8	HE9	HE10	HE11	HE12	HE13	HE14	HE15	HE16	HE17	HE18	HE19	HE20	HE21	HE22	HE23	HE24
CINERGY.HUB	20.00	19.16	18.65	18.32	19.62	19.29	23.06	23.17	23.97	24.18	24.04	24.29	24.33	23.84	23.33	23.80	23.59	24.02	24.94	34.49	32.49	25.70	19.59	17.00
FE.HUB	19.91	19.92	18.86	19.64	20.31	19.39	22.01	23.36	23.95	24.03	24.61	24.50	24.41	23.93	23.63	23.43	23.67	24.76	24.73	32.08	33.66	27.02	22.00	20.77
ILLINOIS.HUB	15.29	14.62	14.34	14.33	15.12	16.63	17.62	17.41	19.10	19.18	19.63	19.57	19.61	18.65	18.43	18.74	18.72	19.02	20.08	25.00	31.03	24.61	19.19	17.01
MICHIGAN.HUB	19.65	19.33	18.55	18.66	19.53	18.96	21.76	22.13	23.12	23.26	23.52	23.57	23.57	22.92	22.56	22.82	22.77	23.35	24.08	31.80	33.36	26.52	20.72	18.68
MINN.HUB	7.00	6.61	5.00	5.18	5.21	7.46	13.63	15.61	18.57	18.68	18.97	18.97	19.01	18.11	17.68	17.67	18.24	18.56	19.46	25.01	28.62	22.70	15.36	10.69
WPS	14.71	14.86	13.52	13.10	13.67	15.62	22.98	30.39	32.35	30.61	30.05	30.25	28.85	27.02	25.82	25.36	25.82	29.40	36.28	42.32	38.97	33.01	23.61	21.96
Cleared(GW)	38.0	38.1	38.0	38.2	38.9	39.4	42.2	45.1	47.4	48.0	48.3	48.3	48.5	47.8	47.2	47.4	47.8	48.5	49.2	51.6	52.5	50.1	45.4	4.2



Preliminary Real-Time Prices with Forecasted and Actual System Load

	HE1	HE2	HE3	HE4	HE5	HE6	HE7	HE8	HE9	HE10	HE11	HE12	HE13	HE14	HE15	HE16	HE17	HE18	HE19	HE20	HE21	HE22	HE23	HE24
CINERGY.HUB	28.29	20.03	19.47	31.69	6.20	21.56	18.74	47.49	24.08	23.54	49.71	24.34	24.97	32.31	22.43	23.37	24.41	24.56	23.23	67.74	46.25	22.25	16.39	16.13
FE.HUB	29.64	20.81	20.27	33.50	8.38	22.09	19.25	49.32	24.57	24.03	51.52	24.90	25.56	33.05	22.92	23.88	24.91	25.01	23.63	68.81	46.89	22.58	16.71	16.80
ILLINOIS.HUB	3.55	7.53	6.09	-8.27	-62.45	16.81	15.77	21.47	21.80	20.60	19.73	20.07	20.89	27.81	20.01	19.68	21.31	23.70	22.44	65.36	44.88	21.72	15.91	5.83
MICHIGAN.HUB	31.41	21.82	21.36	36.40	12.66	22.66	19.58	51.33	25.06	24.59	54.10	25.53	26.14	33.72	23.26	24.29	25.34	25.29	23.92	70.10	48.09	23.06	16.92	17.69
MINN.HUB	1.10	5.85	4.50	-11.13	-64.40	15.41	14.68	18.05	20.47	19.43	16.55	18.79	19.56	25.98	18.67	18.22	19.75	22.21	21.16	60.98	42.26	21.09	15.30	4.81
WPS	6.32	11.78	10.91	-2.69	-45.22	18.57	17.92	20.59	23.63	22.76	19.14	21.13	22.27	26.64	22.01	20.86	22.24	26.27	29.74	64.85	45.12	27.73	20.61	11.43
Forecasted(GW)	43.9	42.9	42.2	41.9	42.2	42.9	44.1	46.3	47.2	48.1	48.7	48.9	48.8	48.4	47.9	48.0	48.4	48.9	49.4	50.9	53.0	51.9	49.4	46.2
(RT) - (DA Load)	4.05	2.65	2.11	1.76	1.26	1.53	-0.90	-1.26	-1.23	-0.41	-0.04	0.23	-0.04	0.50	0.71	0.57	0.72	0.59	0.32	-0.79	0.60	1.27	2.49	40.48



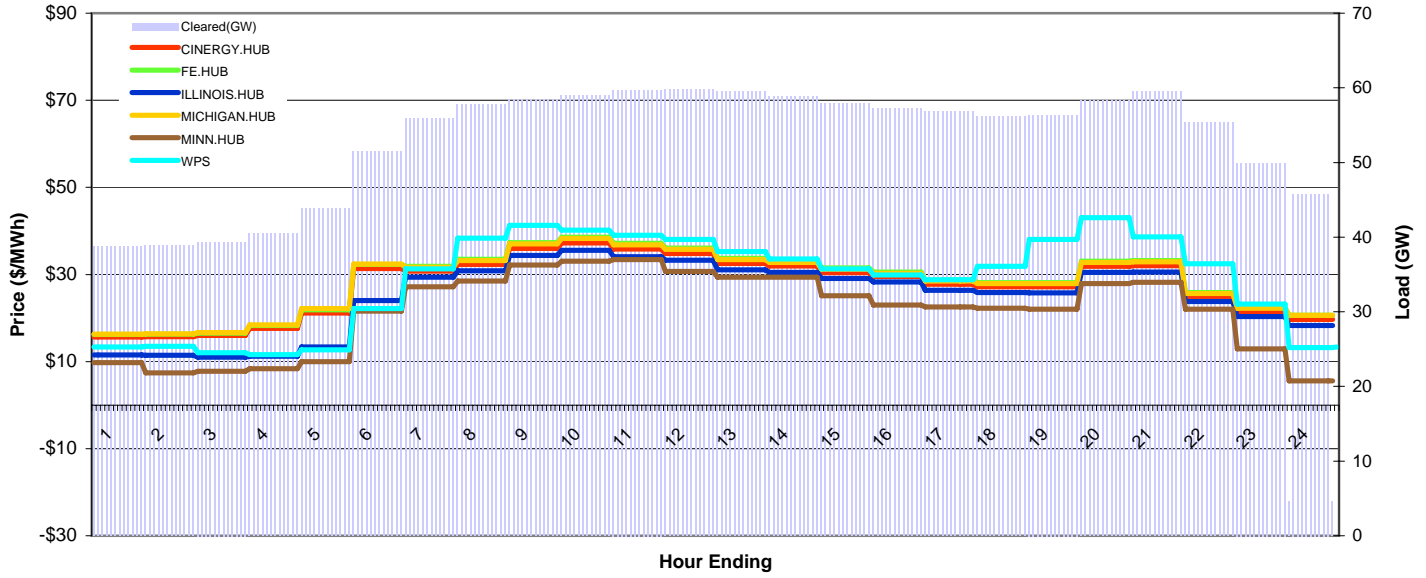
MISO Daily Report

Delivery Day: Monday, May 4, 2009

Price Color Codes: ≤0 ≥100 ≥200

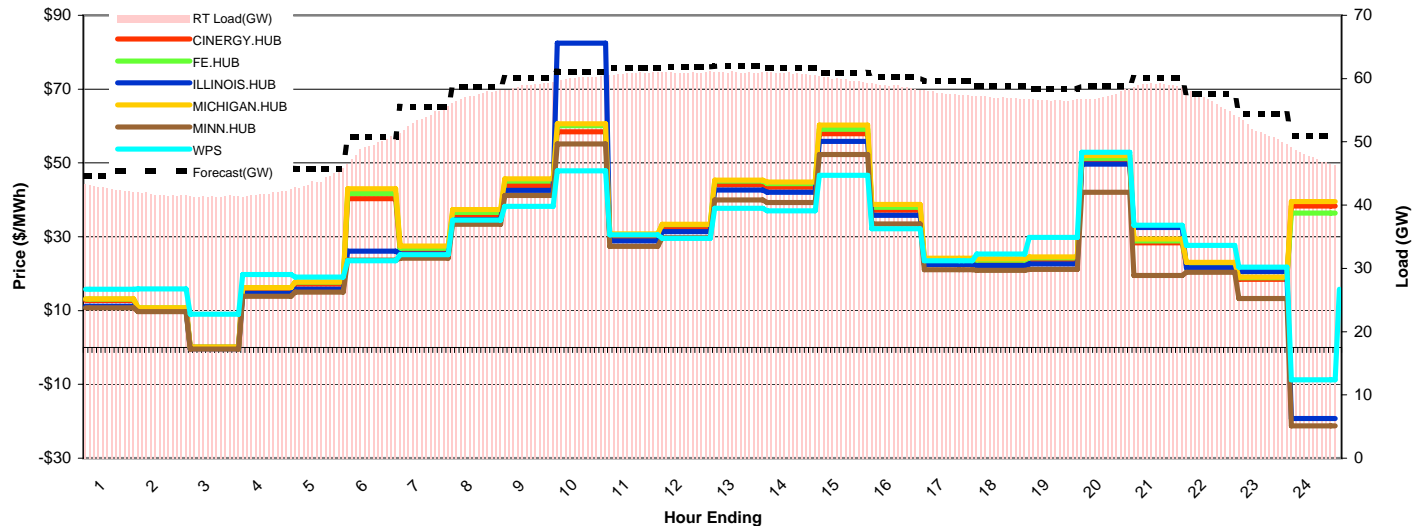
Day-Ahead Prices and Cleared Load

	HE1	HE2	HE3	HE4	HE5	HE6	HE7	HE8	HE9	HE10	HE11	HE12	HE13	HE14	HE15	HE16	HE17	HE18	HE19	HE20	HE21	HE22	HE23	HE24
CINERGY.HUB	15.67	15.74	15.99	17.62	21.14	31.36	30.80	32.30	36.02	37.23	35.82	34.81	32.55	31.93	30.41	29.50	27.73	27.17	27.15	31.91	32.03	24.95	21.47	19.68
FE.HUB	16.21	16.28	16.54	18.26	21.87	32.30	31.91	33.47	37.33	38.58	37.14	36.08	33.73	33.08	31.48	30.53	28.71	28.13	28.11	33.05	33.19	25.85	22.38	20.66
ILLINOIS.HUB	11.55	11.43	10.97	11.26	13.32	23.98	29.41	30.85	34.39	35.54	34.10	33.25	31.09	30.48	29.06	28.24	26.34	25.84	25.77	30.45	30.58	23.81	20.35	18.26
MICHIGAN.HUB	16.30	16.38	16.68	18.45	22.15	32.42	31.63	33.17	37.00	38.24	36.83	35.76	33.43	32.79	31.21	30.29	28.51	27.92	27.92	32.77	32.89	25.62	22.22	20.62
MINN.HUB	9.72	7.42	7.79	8.36	10.00	21.55	27.14	28.47	32.14	33.07	33.44	30.67	29.41	29.37	25.11	23.01	22.57	22.28	22.01	27.91	28.23	22.01	12.89	5.58
WPS	13.38	13.50	12.06	11.61	12.70	22.18	31.28	38.31	41.28	40.18	39.01	38.07	35.24	33.55	31.32	29.86	28.82	31.87	38.08	43.08	38.66	32.48	23.23	13.22
Cleared(GW)	38.7	38.9	39.3	40.5	43.8	51.5	55.8	57.8	58.4	59.0	59.7	59.7	59.5	58.8	57.9	57.3	56.9	56.2	56.4	58.3	59.5	55.4	49.9	4.6



Preliminary Real-Time Prices with Forecasted and Actual System Load

	HE1	HE2	HE3	HE4	HE5	HE6	HE7	HE8	HE9	HE10	HE11	HE12	HE13	HE14	HE15	HE16	HE17	HE18	HE19	HE20	HE21	HE22	HE23	HE24
CINERGY.HUB	12.71	10.46	0.09	15.72	17.19	40.28	26.24	35.74	43.84	58.40	29.76	32.41	44.05	43.40	57.90	37.23	23.37	23.17	23.67	50.05	28.31	22.31	18.45	38.34
FE.HUB	13.06	10.73	0.11	16.18	17.71	41.70	26.88	36.61	45.05	60.06	30.61	33.26	45.13	44.41	59.09	37.99	23.86	23.70	24.25	51.26	28.87	22.77	18.89	36.39
ILLINOIS.HUB	11.22	10.06	-0.35	14.66	15.80	26.12	25.28	34.59	42.57	82.47	28.85	31.37	42.62	42.01	55.88	35.85	22.46	22.19	22.66	49.71	32.55	21.55	20.57	-19.24
MICHIGAN.HUB	13.19	10.75	0.13	16.22	17.79	42.98	27.48	37.37	45.72	60.64	30.82	33.39	45.36	44.86	60.30	38.78	24.23	23.99	24.53	52.01	29.35	23.09	19.07	39.57
MINN.HUB	10.79	9.75	-0.43	13.88	14.98	23.68	24.15	33.39	41.21	55.17	27.44	29.70	39.98	39.24	52.30	33.43	21.04	20.87	21.18	42.01	19.54	20.36	13.24	-21.26
WPS	15.78	15.83	9.01	19.81	19.06	23.51	25.16	34.54	38.28	47.89	30.51	29.56	37.69	37.04	46.64	32.20	23.52	25.30	29.82	52.85	33.13	27.69	21.78	-8.76
Forecasted(GW)	44.7	43.9	43.7	44.3	45.8	50.8	55.6	58.6	60.1	61.1	61.6	61.8	61.9	61.7	60.9	60.2	59.6	58.7	58.4	58.9	60.1	57.6	54.5	50.9
(RT) - (DA Load)	3.95	2.78	2.03	1.38	0.22	-2.19	-2.10	-0.43	0.50	1.13	1.15	1.22	1.49	1.99	1.97	1.54	0.79	0.83	0.24	-0.92	-0.52	1.15	1.64	43.01



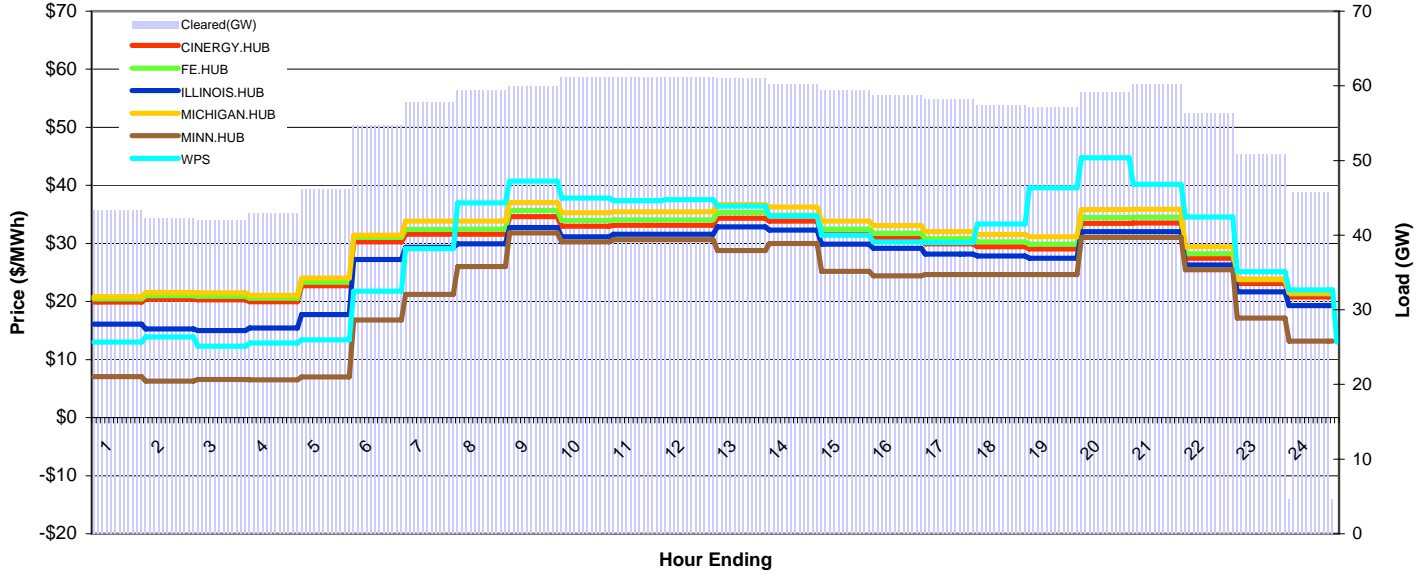
MISO Daily Report

Delivery Day: Tuesday, May 5, 2009

Price Color Codes: ≤0 ≥100 ≥200

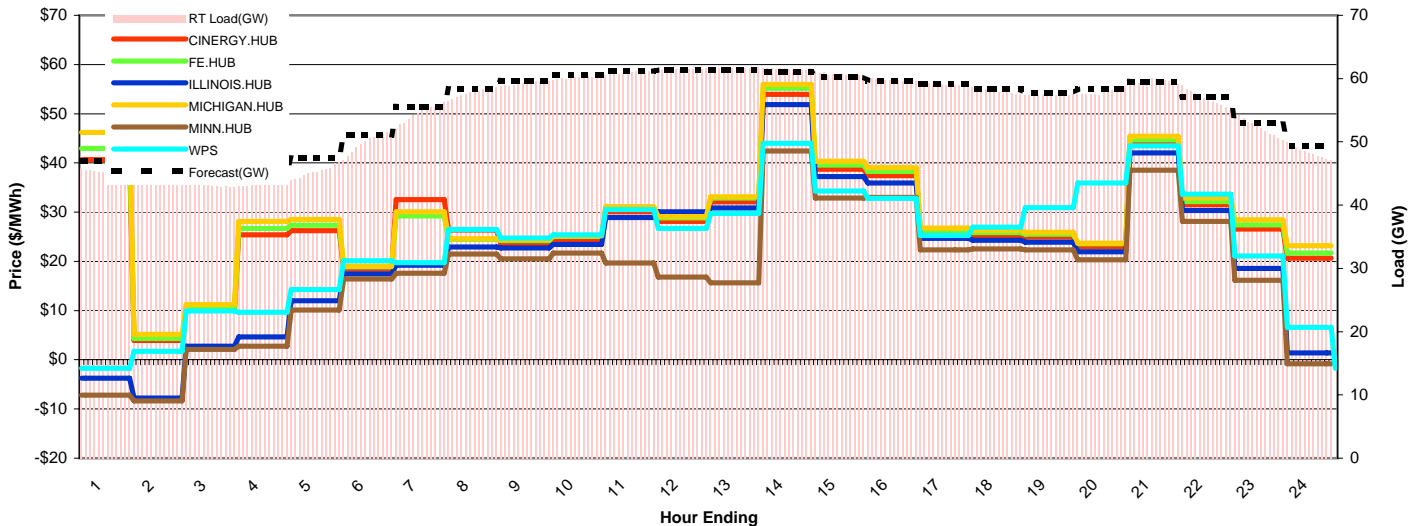
Day-Ahead Prices and Cleared Load

	HE1	HE2	HE3	HE4	HE5	HE6	HE7	HE8	HE9	HE10	HE11	HE12	HE13	HE14	HE15	HE16	HE17	HE18	HE19	HE20	HE21	HE22	HE23	HE24
CINERGY.HUB	19.92	20.42	20.30	19.97	22.71	30.27	31.58	31.57	34.63	32.96	33.11	33.12	34.34	33.87	31.59	30.85	29.93	29.44	29.05	33.46	33.53	27.46	23.10	20.77
FE.HUB	20.47	21.00	20.89	20.56	23.34	31.06	32.44	32.47	35.66	33.94	34.08	34.09	35.31	34.84	32.49	31.73	30.79	30.29	29.89	34.43	34.51	28.25	23.74	21.33
ILLINOIS.HUB	16.08	15.25	14.98	15.45	17.76	27.24	29.31	29.92	32.75	31.17	31.57	31.58	32.87	32.31	29.86	29.14	28.17	27.82	27.48	32.02	32.01	26.29	21.65	19.31
MICHIGAN.HUB	20.86	21.56	21.49	21.08	24.04	31.42	33.85	33.83	37.05	35.26	35.46	35.47	36.72	36.29	33.84	33.05	32.05	31.54	31.12	35.84	35.91	29.41	23.86	21.51
MINN.HUB	7.04	6.28	6.54	6.53	7.01	16.82	21.23	26.04	31.78	30.24	30.63	30.63	28.77	30.01	25.19	24.44	24.62	24.62	24.62	31.01	31.01	25.47	17.15	13.19
WPS	13.02	13.89	12.27	12.85	13.40	21.79	29.13	36.96	40.75	37.82	37.37	37.53	36.45	34.73	31.40	30.26	30.18	33.37	39.57	44.77	40.19	34.58	25.16	21.97
Cleared(GW)	43.3	42.3	42.0	42.9	46.1	54.7	57.8	59.4	59.9	61.1	61.2	61.1	61.0	60.2	59.4	58.7	58.2	57.3	57.1	59.1	60.2	56.3	50.8	4.6



Preliminary Real-Time Prices with Forecasted and Actual System Load

	HE1	HE2	HE3	HE4	HE5	HE6	HE7	HE8	HE9	HE10	HE11	HE12	HE13	HE14	HE15	HE16	HE17	HE18	HE19	HE20	HE21	HE22	HE23	HE24
CINERGY.HUB	40.65	3.93	10.25	25.42	26.26	18.42	32.55	26.34	23.66	24.42	30.08	28.12	32.06	53.92	38.70	37.43	25.74	25.29	24.92	22.90	43.75	31.49	26.56	20.66
FE.HUB	42.97	4.34	10.73	26.71	27.37	18.91	29.23	24.48	24.25	25.06	30.87	28.83	32.85	55.19	39.59	38.28	26.28	25.87	25.54	23.55	44.72	32.16	27.42	21.70
ILLINOIS.HUB	-3.74	-7.78	2.79	4.66	11.97	17.47	19.18	22.92	22.72	23.45	28.89	30.09	30.86	51.83	37.25	35.92	24.70	24.26	23.88	21.94	42.02	30.33	18.59	1.40
MICHIGAN.HUB	46.18	5.18	11.23	28.14	28.48	19.04	30.04	24.63	24.39	25.20	31.13	29.10	33.12	55.97	40.35	39.06	26.78	26.33	25.91	23.69	45.39	32.88	28.47	23.21
MINN.HUB	-7.19	-8.34	2.09	2.77	10.10	16.40	17.58	21.50	20.51	21.67	19.64	16.83	15.66	42.41	32.89	32.98	22.31	22.54	22.36	20.33	38.54	28.13	16.18	-0.84
WPS	-1.74	1.75	9.93	9.64	14.25	20.11	19.72	26.51	24.76	25.42	30.54	26.67	29.74	44.01	34.31	32.81	25.23	26.97	30.93	35.93	43.47	33.67	21.11	6.62
Forecasted(GW)	46.9	45.6	45.0	45.3	47.5	51.1	55.6	58.3	59.7	60.6	61.2	61.4	61.4	61.1	60.3	59.7	59.1	58.3	57.7	58.4	59.5	57.1	53.0	49.4
(RT) - (DA Load)	1.83	1.65	1.15	0.42	-0.80	-4.74	-3.35	-1.54	-0.58	-0.90	-0.16	0.39	0.64	1.30	1.33	1.03	0.86	0.73	0.32	-1.22	-0.59	0.65	1.54	43.81



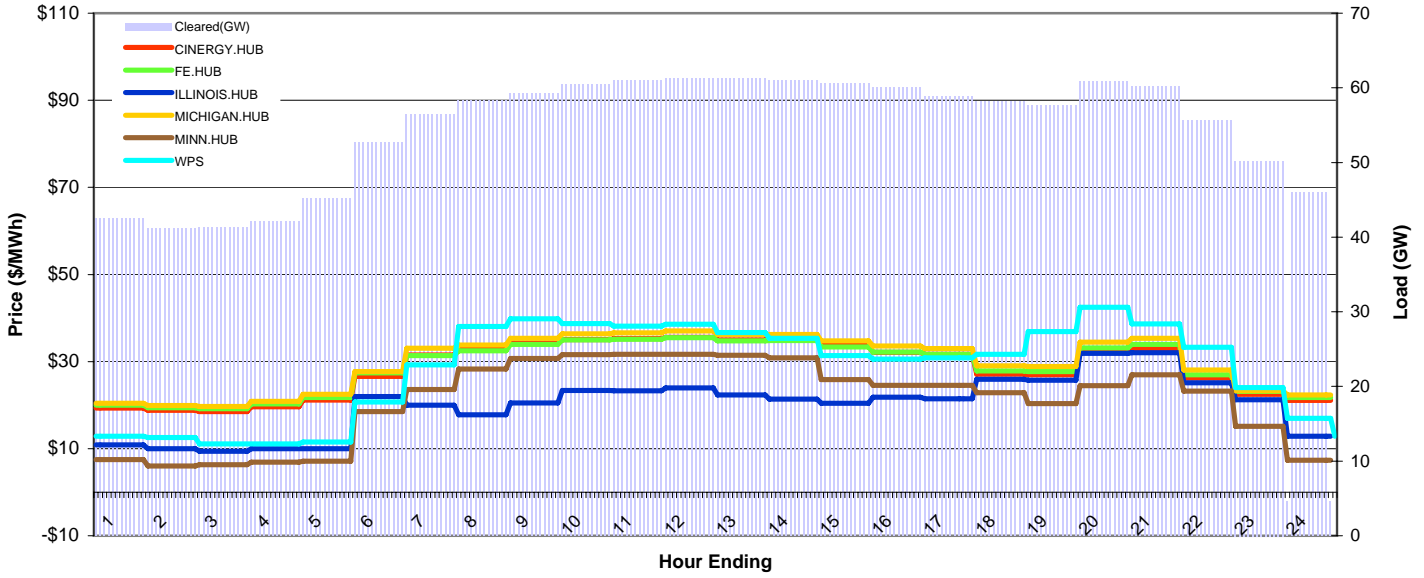
MISO Daily Report

Delivery Day: Wednesday, May 6, 2009

Price Color Codes: ≤0 ≥100 ≥200

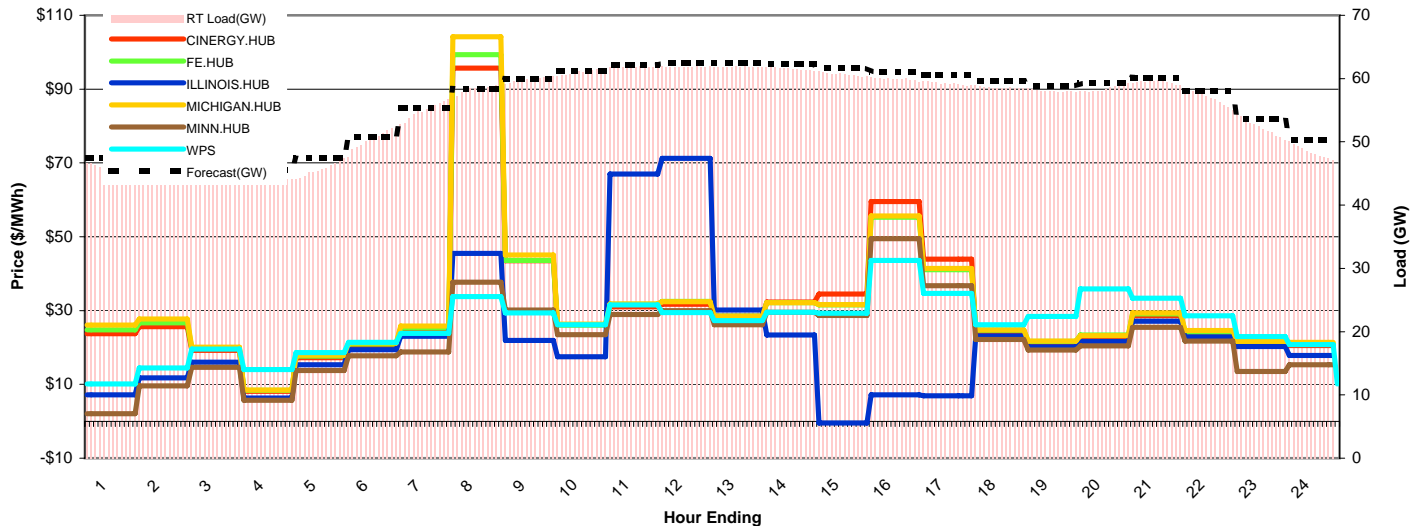
Day-Ahead Prices and Cleared Load

	HE1	HE2	HE3	HE4	HE5	HE6	HE7	HE8	HE9	HE10	HE11	HE12	HE13	HE14	HE15	HE16	HE17	HE18	HE19	HE20	HE21	HE22	HE23	HE24
CINERGY.HUB	19.35	18.80	18.51	19.65	21.16	26.59	31.54	33.00	34.27	35.02	35.23	35.59	34.97	35.10	33.73	32.14	31.64	27.11	26.96	32.21	32.98	26.20	22.51	21.05
FE.HUB	19.95	19.41	19.14	20.25	21.76	27.38	31.35	32.47	33.94	34.94	35.13	35.52	34.78	34.80	33.33	32.19	31.68	27.87	27.68	33.10	33.91	26.94	23.11	21.76
ILLINOIS.HUB	10.88	9.99	9.40	10.00	9.99	21.95	20.00	17.75	20.51	23.37	23.29	23.97	22.35	21.39	20.39	21.85	21.46	25.94	25.70	31.85	32.00	25.11	21.24	12.85
MICHIGAN.HUB	20.45	19.93	19.72	20.89	22.46	27.70	33.04	33.82	35.36	36.40	36.59	37.00	36.23	36.24	34.75	33.54	33.00	29.04	28.85	34.47	35.36	28.07	23.32	22.31
MINN.HUB	7.52	6.00	6.35	6.92	7.09	18.50	23.58	28.28	30.71	31.62	31.69	31.64	31.47	30.89	25.83	24.54	24.54	22.82	20.35	24.49	26.93	23.21	15.16	7.37
WPS	12.87	12.56	11.07	11.13	11.56	20.72	29.26	38.02	39.86	38.69	38.15	38.56	36.66	35.33	31.35	30.55	30.83	31.68	36.91	42.50	38.65	33.30	24.06	16.94
Cleared(GW)	42.5	41.2	41.3	42.1	45.2	52.7	56.5	58.3	59.2	60.5	61.0	61.2	61.3	61.0	60.5	60.0	58.8	58.1	57.7	60.9	60.2	55.7	50.2	4.6



Preliminary Real-Time Prices with Forecasted and Actual System Load

	HE1	HE2	HE3	HE4	HE5	HE6	HE7	HE8	HE9	HE10	HE11	HE12	HE13	HE14	HE15	HE16	HE17	HE18	HE19	HE20	HE21	HE22	HE23	HE24
CINERGY.HUB	23.74	25.60	19.21	8.08	17.22	20.46	24.84	95.67	43.49	26.17	30.97	31.71	28.47	32.31	34.45	59.52	43.96	24.18	21.17	22.76	28.56	23.76	20.88	20.48
FE.HUB	24.81	26.65	19.80	8.34	17.69	20.96	25.27	99.30	43.60	26.03	31.73	32.45	28.48	32.14	31.50	55.26	41.03	24.67	21.65	23.34	29.13	24.19	21.31	21.00
ILLINOIS.HUB	7.14	11.75	15.99	6.33	15.36	19.42	23.04	45.51	21.94	17.46	66.98	71.23	30.13	23.34	-0.42	7.18	6.88	23.11	20.14	21.68	27.15	22.87	20.23	17.80
MICHIGAN.HUB	26.07	27.73	20.13	8.48	17.93	21.25	25.83	104.16	45.02	26.31	31.81	32.42	28.37	32.13	31.60	55.66	41.38	24.80	21.74	23.25	29.35	24.61	21.61	21.36
MINN.HUB	2.05	9.56	14.61	5.71	13.77	17.72	18.78	37.68	30.15	23.49	28.94	29.99	26.14	29.53	28.66	49.52	36.71	22.18	19.32	20.44	25.42	21.73	13.53	15.30
WPS	10.10	14.42	19.53	14.05	18.64	21.38	23.82	33.80	29.37	26.18	31.57	29.46	27.32	29.53	29.32	43.57	34.61	26.18	28.39	35.83	33.38	28.63	22.95	20.82
Forecasted(GW)	47.5	46.1	45.4	45.6	47.4	50.7	55.3	58.4	60.0	61.3	62.1	62.5	62.5	62.3	61.7	61.1	60.5	59.6	58.8	59.2	60.1	58.0	53.7	50.2
(RT) - (DA Load)	3.34	3.20	2.21	1.61	0.50	-2.29	-1.52	0.07	0.63	0.59	0.83	0.66	0.62	0.57	0.18	-0.10	0.43	0.48	0.39	-2.44	-0.72	1.32	2.09	43.83



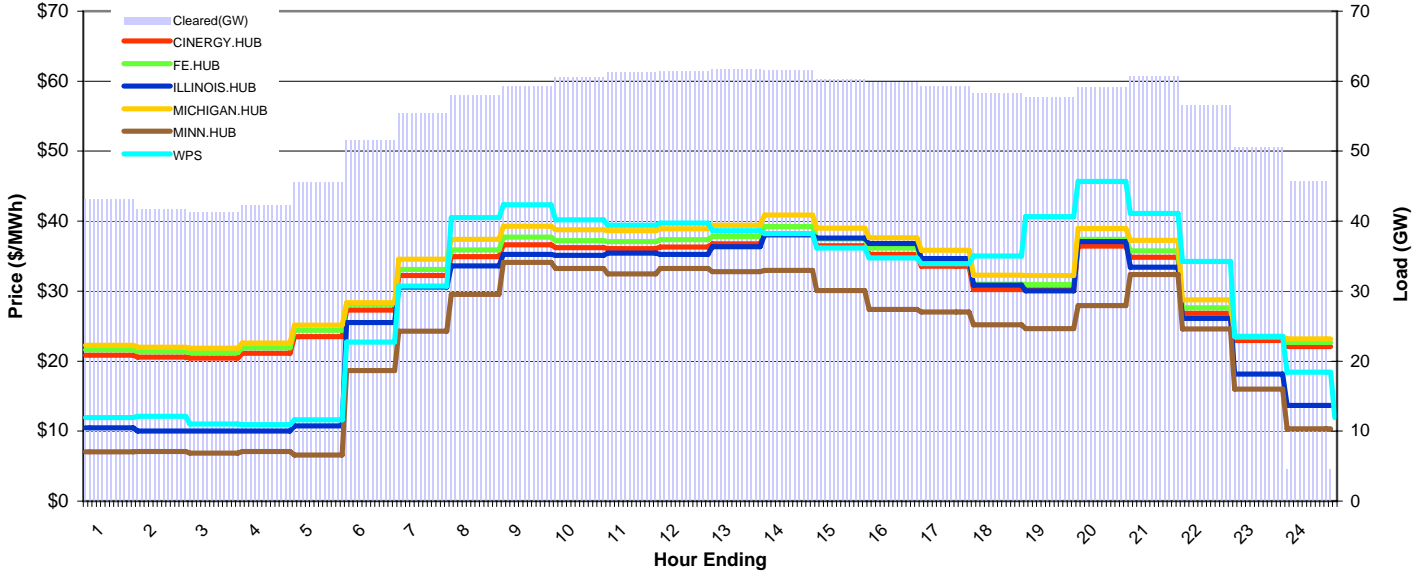
MISO Daily Report

Delivery Day: Thursday, May 7, 2009

Price Color Codes: ≤0 ≥100 ≥200

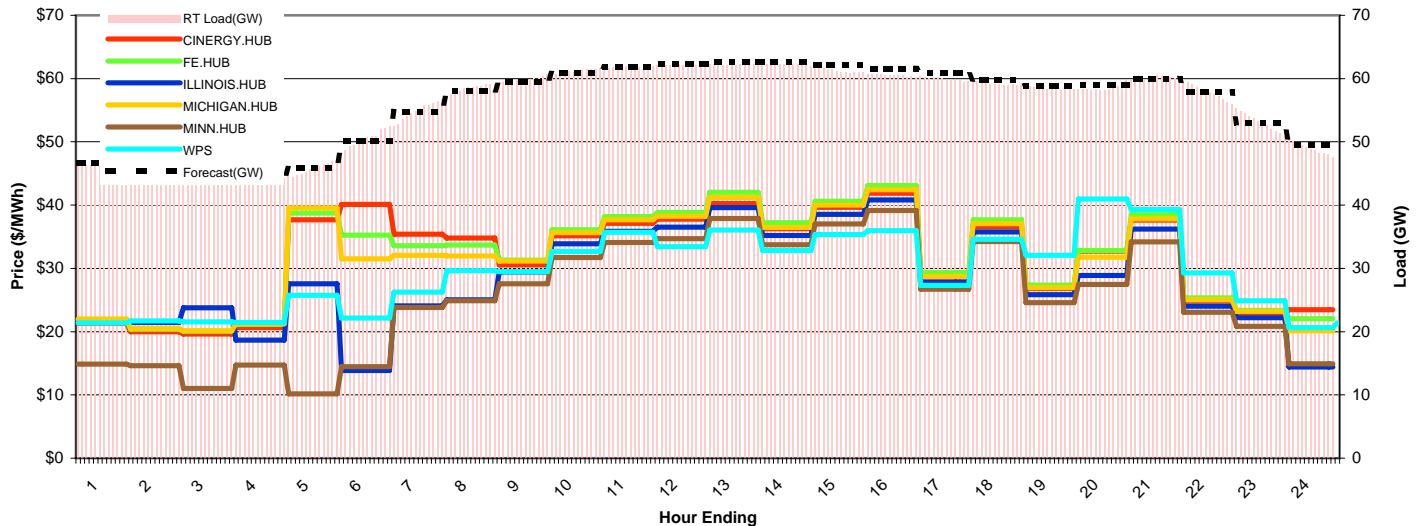
Day-Ahead Prices and Cleared Load

	HE1	HE2	HE3	HE4	HE5	HE6	HE7	HE8	HE9	HE10	HE11	HE12	HE13	HE14	HE15	HE16	HE17	HE18	HE19	HE20	HE21	HE22	HE23	HE24
CINERGY.HUB	20.84	20.59	20.43	21.12	23.51	27.30	32.23	34.92	36.64	36.20	36.06	36.30	36.78	38.16	36.50	35.27	33.57	30.20	30.18	36.45	34.83	26.85	22.94	22.10
FE.HUB	21.64	21.37	21.20	21.92	24.42	28.11	33.12	35.91	37.70	37.24	37.09	37.34	37.83	39.25	37.45	36.18	34.44	30.98	30.95	37.39	35.76	27.63	23.44	22.70
ILLINOIS.HUB	10.46	10.00	10.00	10.00	10.76	25.52	30.61	33.62	35.24	35.10	35.43	35.26	36.34	38.03	37.58	36.82	34.67	30.88	30.06	37.06	33.42	26.09	18.17	13.69
MICHIGAN.HUB	22.25	21.99	21.85	22.57	25.14	28.33	34.55	37.38	39.27	38.79	38.63	38.90	39.40	40.88	39.00	37.65	35.85	32.26	32.25	38.96	37.25	28.78	23.51	23.20
MINN.HUB	7.04	7.07	6.86	7.08	6.59	18.67	24.29	29.55	34.11	33.26	32.45	33.26	32.78	32.97	30.08	27.40	27.01	25.18	24.63	27.93	32.35	24.61	16.02	10.32
WPS	11.95	12.13	11.01	10.92	11.60	22.74	30.70	40.49	42.32	40.19	39.41	39.73	38.62	38.22	36.17	34.76	33.91	35.04	40.66	45.69	41.10	34.23	23.55	18.41
Cleared(GW)	43.2	41.7	41.3	42.2	45.5	51.6	55.3	58.0	59.2	60.6	61.2	61.4	61.6	61.5	60.3	59.8	59.3	58.3	57.7	59.1	60.7	56.6	50.6	4.6



Preliminary Real-Time Prices with Forecasted and Actual System Load

	HE1	HE2	HE3	HE4	HE5	HE6	HE7	HE8	HE9	HE10	HE11	HE12	HE13	HE14	HE15	HE16	HE17	HE18	HE19	HE20	HE21	HE22	HE23	HE24
CINERGY.HUB	21.32	19.96	19.63	20.64	37.70	40.12	35.40	34.82	30.55	35.16	37.14	37.78	40.26	36.27	39.67	41.89	28.62	36.59	26.81	32.73	37.62	24.82	22.95	23.48
FE.HUB	21.79	20.37	20.06	21.14	38.73	35.24	33.59	33.68	31.33	36.09	38.19	38.86	42.04	37.24	40.61	43.08	29.33	37.70	27.35	32.83	38.49	25.36	23.38	22.04
ILLINOIS.HUB	21.51	21.45	23.79	18.64	27.58	13.86	24.10	25.05	29.43	33.90	35.88	36.50	39.60	35.21	38.54	40.80	27.84	35.76	25.86	28.88	36.19	24.01	22.18	14.44
MICHIGAN.HUB	21.99	20.50	20.14	21.26	39.54	31.53	32.06	31.95	31.14	35.64	37.69	38.23	41.22	36.49	40.03	42.44	28.75	37.06	26.97	31.74	37.81	25.03	23.24	20.15
MINN.HUB	14.85	14.60	11.01	14.72	10.19	14.45	23.80	24.90	27.56	31.71	34.11	34.71	37.90	33.72	37.04	39.13	26.70	34.23	24.60	27.48	34.17	23.04	20.82	14.91
WPS	21.40	21.70	21.55	21.43	25.73	22.16	26.26	29.62	29.50	32.67	35.68	33.45	36.06	32.81	35.33	35.97	27.31	34.57	32.07	40.96	39.31	29.30	24.86	20.62
Forecasted(GW)	46.7	45.3	44.4	44.0	45.9	50.1	54.8	58.0	59.5	60.9	61.8	62.4	62.6	62.6	62.2	61.5	60.9	59.7	58.9	59.0	60.0	57.8	53.0	49.5
(RT) - (DA Load)	2.77	2.71	2.45	1.67	0.28	-1.15	-0.53	0.42	0.67	0.60	0.54	0.78	0.58	0.67	1.02	0.72	0.69	0.84	0.69	-0.60	-0.59	1.32	2.53	44.39



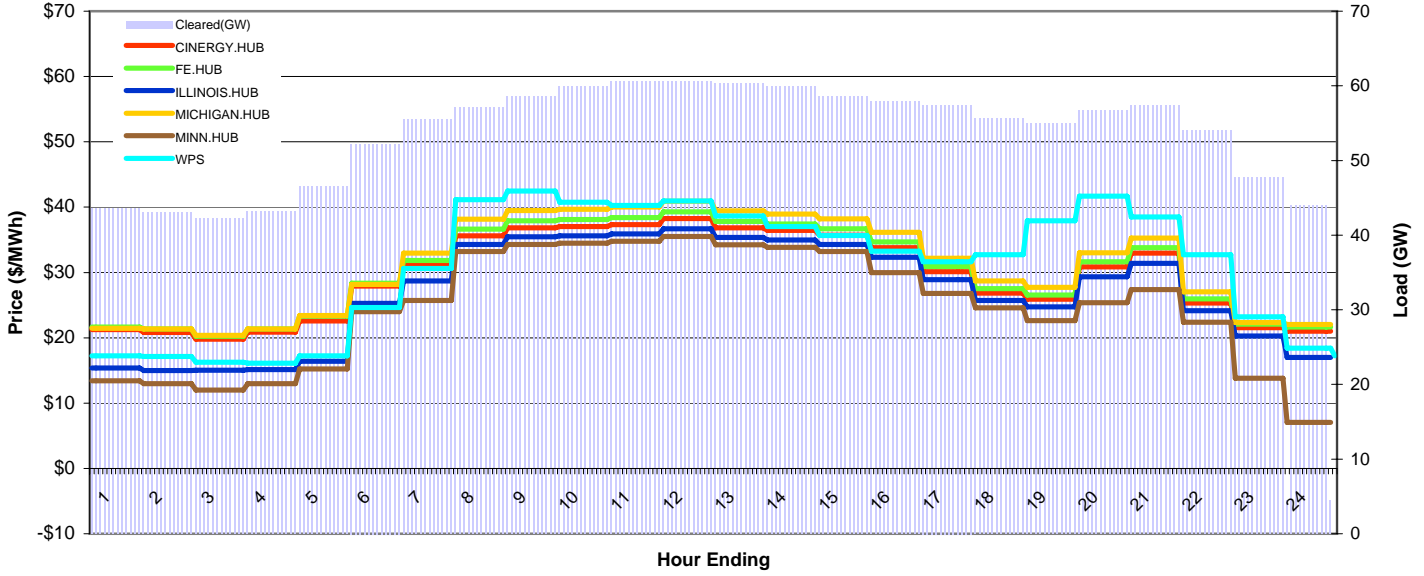
MISO Daily Report

Delivery Day: Friday, May 8, 2009

Price Color Codes: <=0 >=100 >=200

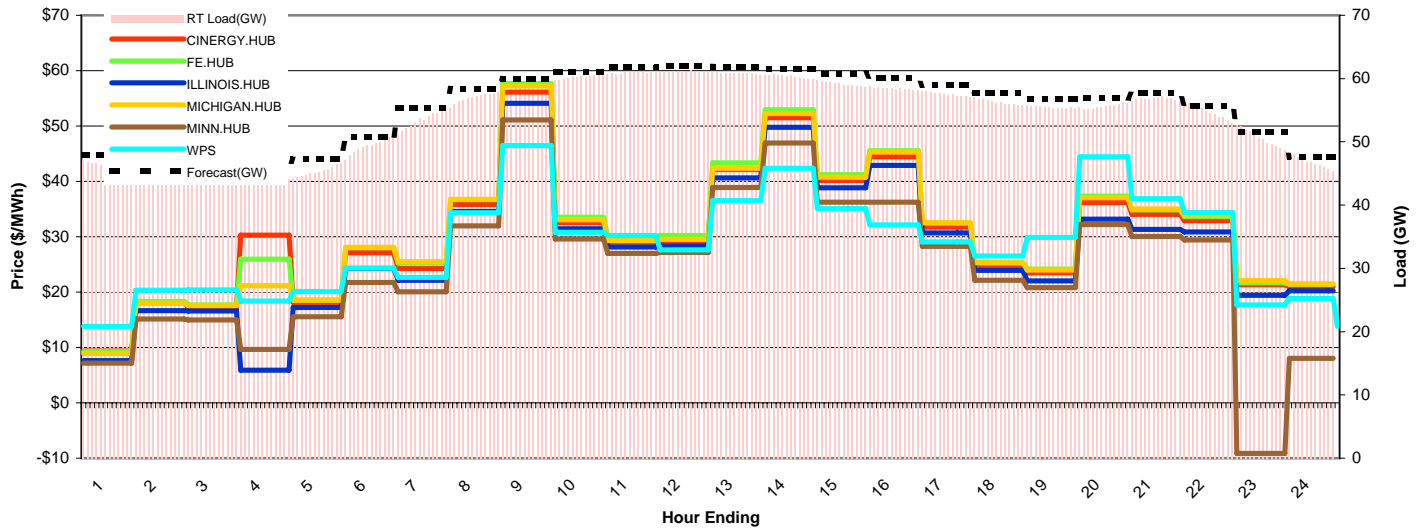
Day-Ahead Prices and Cleared Load

	HE1	HE2	HE3	HE4	HE5	HE6	HE7	HE8	HE9	HE10	HE11	HE12	HE13	HE14	HE15	HE16	HE17	HE18	HE19	HE20	HE21	HE22	HE23	HE24
CINERGY.HUB	21.24	20.83	19.80	20.84	22.58	27.93	31.24	35.63	36.84	37.03	37.33	38.24	36.85	36.43	35.72	33.78	30.14	26.84	25.91	30.85	32.98	25.30	21.53	21.03
FE.HUB	21.66	21.34	20.22	21.36	23.32	28.37	31.83	36.66	37.91	38.10	38.40	39.26	37.83	37.40	36.67	34.66	30.91	27.53	26.57	31.64	33.82	25.94	22.10	21.63
ILLINOIS.HUB	15.38	14.97	15.03	15.11	16.39	25.27	28.70	34.28	35.45	35.63	35.91	36.71	35.38	34.97	34.29	32.35	28.92	25.71	24.73	29.35	31.39	24.16	20.29	17.00
MICHIGAN.HUB	21.44	21.35	20.37	21.35	23.42	28.18	32.98	38.18	39.48	39.69	40.00	40.89	39.41	38.95	38.19	36.13	32.19	28.68	27.70	33.00	35.28	27.03	22.32	22.04
MINN.HUB	13.42	13.00	12.00	13.00	15.24	24.01	25.73	33.19	34.31	34.49	34.76	35.53	34.25	33.85	33.20	29.98	26.80	24.61	22.61	25.38	27.36	22.40	13.81	7.04
WPS	17.23	17.16	16.25	16.13	17.26	24.62	30.59	41.17	42.46	40.75	40.26	40.96	38.63	37.03	35.67	33.25	31.62	32.70	37.90	41.67	38.48	32.70	23.22	18.40
Cleared(GW)	43.5	43.0	42.3	43.2	46.5	52.2	55.5	57.2	58.6	59.9	60.6	60.6	60.3	60.0	58.6	58.0	57.4	55.7	54.9	56.7	57.3	54.0	47.7	4.4



Preliminary Real-Time Prices with Forecasted and Actual System Load

	HE1	HE2	HE3	HE4	HE5	HE6	HE7	HE8	HE9	HE10	HE11	HE12	HE13	HE14	HE15	HE16	HE17	HE18	HE19	HE20	HE21	HE22	HE23	HE24
CINERGY.HUB	9.37	18.07	17.27	30.28	18.15	27.13	24.29	35.83	56.11	32.56	29.03	29.32	42.11	51.52	40.18	44.46	31.75	24.75	23.49	36.21	34.03	32.91	21.31	21.00
FE.HUB	9.24	18.30	17.66	25.95	18.57	28.04	25.28	36.70	57.66	33.53	29.91	30.22	43.33	52.94	41.20	45.57	32.48	25.34	24.19	37.32	34.88	33.62	21.68	21.44
ILLINOIS.HUB	7.64	16.66	16.60	5.89	17.20	24.30	22.13	34.57	54.10	31.42	28.13	28.37	40.63	49.76	38.87	42.91	30.69	23.95	22.01	33.18	31.33	30.88	19.41	20.22
MICHIGAN.HUB	8.90	18.06	17.59	21.15	18.58	28.09	25.49	36.74	57.21	33.07	29.31	29.55	42.38	52.23	40.75	45.33	32.53	25.33	24.00	37.07	35.01	33.90	22.10	21.42
MINN.HUB	7.15	15.13	14.96	9.68	15.54	21.74	20.07	31.99	51.07	29.59	26.99	27.14	38.90	46.93	36.23	36.27	28.24	22.11	20.80	32.19	30.06	29.43	-9.13	8.03
WPS	13.81	20.33	20.38	18.40	20.09	24.35	22.64	34.36	46.45	30.83	30.20	27.62	36.54	42.40	35.09	32.15	29.05	26.53	29.88	44.43	36.87	34.37	17.72	18.85
Forecasted(GW)	47.9	46.5	45.7	45.8	47.3	50.8	55.3	58.4	60.0	61.1	61.8	62.0	61.9	61.5	60.8	60.1	59.0	57.8	56.7	56.9	57.8	55.7	51.6	47.7
(RT) - (DA Load)	2.64	1.51	1.48	0.79	-1.15	-2.87	-2.08	-0.17	0.38	0.37	0.42	0.64	0.66	0.38	0.60	0.51	0.10	0.66	0.58	-1.01	-0.47	0.80	2.93	42.45



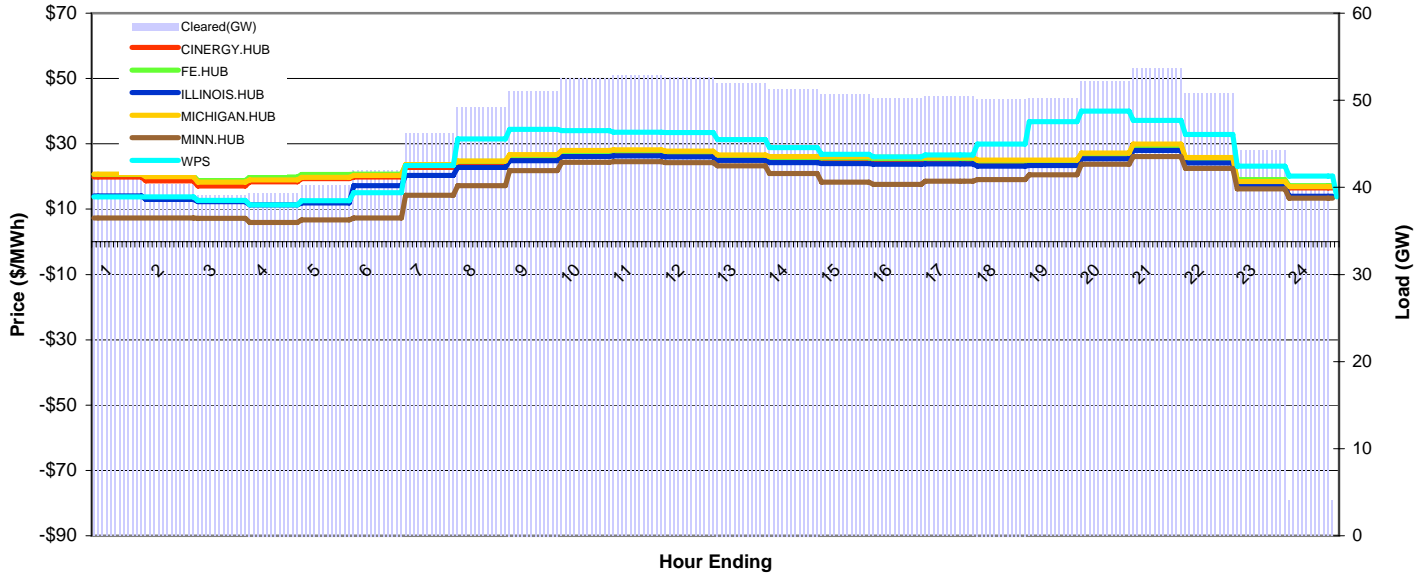
MISO Daily Report

Delivery Day: Saturday, May 9, 2009

Price Color Codes: ≤0 ≥100 ≥200

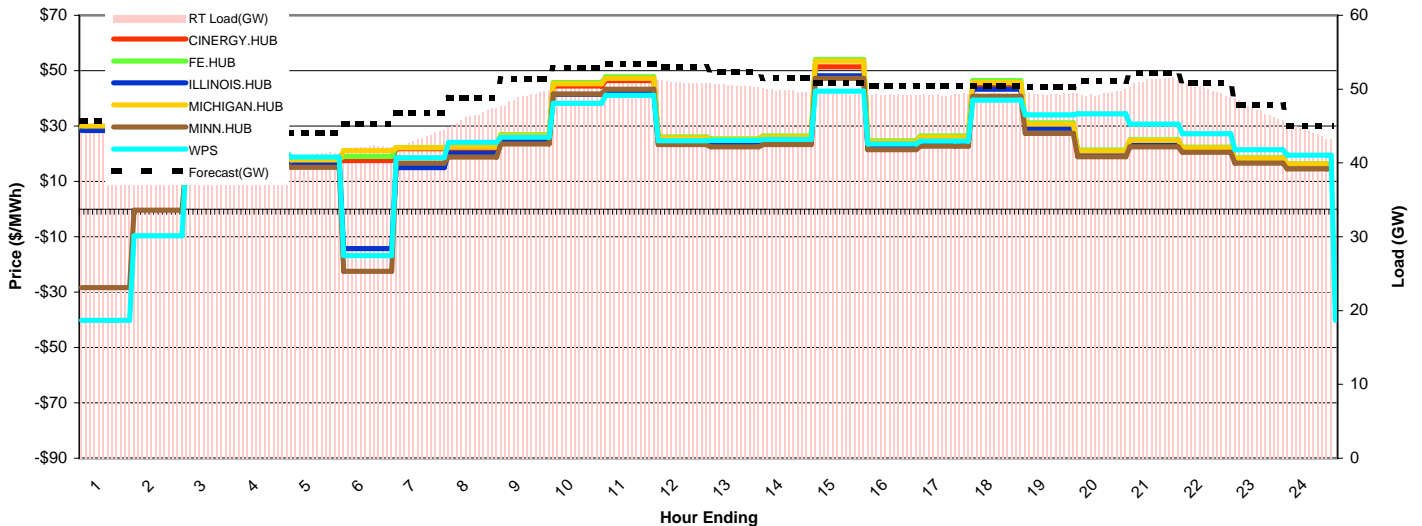
Day-Ahead Prices and Cleared Load

	HE1	HE2	HE3	HE4	HE5	HE6	HE7	HE8	HE9	HE10	HE11	HE12	HE13	HE14	HE15	HE16	HE17	HE18	HE19	HE20	HE21	HE22	HE23	HE24
CINERGY.HUB	19.84	18.69	17.08	18.34	19.37	19.87	22.81	23.97	25.78	27.01	27.23	26.90	25.83	25.33	25.27	25.03	25.00	24.27	24.28	26.40	28.98	25.00	17.64	16.50
FE.HUB	20.64	20.26	18.80	19.87	20.61	20.70	23.45	24.60	26.37	27.65	27.87	27.44	26.36	25.82	25.75	25.49	25.47	24.73	24.76	26.93	29.57	25.49	19.07	17.17
ILLINOIS.HUB	14.10	13.01	12.33	11.30	11.85	17.16	20.34	22.80	24.84	26.12	26.35	25.97	24.91	24.27	23.98	23.75	23.81	23.18	23.32	25.41	27.99	24.13	17.02	13.92
MICHIGAN.HUB	20.67	19.91	18.31	18.92	19.75	20.33	23.63	24.77	26.69	27.95	28.17	27.74	26.62	26.14	26.13	25.89	25.84	25.07	25.05	27.22	29.89	25.77	18.43	16.91
MINN.HUB	7.27	7.26	7.23	5.90	6.72	7.26	14.22	17.21	21.84	24.39	24.58	24.20	23.25	20.88	18.29	17.60	18.52	19.02	20.52	23.76	26.08	22.50	16.22	13.40
WPS	13.73	13.71	12.64	11.36	12.61	15.05	23.35	31.51	34.48	34.07	33.52	33.41	31.29	28.89	26.79	25.99	26.61	29.92	36.83	40.07	37.16	32.88	23.14	20.17
Cleared(GW)	41.3	40.3	39.1	39.4	40.3	42.0	46.2	49.1	51.1	52.5	52.8	52.6	52.0	51.3	50.6	50.2	50.4	50.2	50.2	52.1	53.6	50.7	44.2	4.0



Preliminary Real-Time Prices with Forecasted and Actual System Load

	HE1	HE2	HE3	HE4	HE5	HE6	HE7	HE8	HE9	HE10	HE11	HE12	HE13	HE14	HE15	HE16	HE17	HE18	HE19	HE20	HE21	HE22	HE23	HE24
CINERGY.HUB	29.02	22.23	20.29	18.28	17.44	17.47	21.76	21.92	26.07	44.44	46.40	25.30	24.61	24.75	51.38	23.81	24.76	43.96	30.02	20.34	24.34	21.80	17.99	15.90
FE.HUB	29.42	22.74	20.81	18.78	17.95	18.97	22.24	22.65	26.89	45.73	47.75	26.09	25.38	26.37	54.03	24.69	26.36	46.41	31.14	21.37	25.01	22.39	18.53	16.40
ILLINOIS.HUB	28.36	21.46	19.52	17.59	16.77	-14.33	14.95	20.18	25.04	41.46	42.55	24.25	23.77	24.62	48.11	22.54	23.80	43.35	29.17	20.01	23.56	21.15	17.41	15.37
MICHIGAN.HUB	29.97	22.87	20.71	18.65	17.77	21.09	22.14	22.39	26.57	45.31	47.19	25.76	25.07	26.05	53.51	24.28	25.91	45.67	30.67	21.02	24.74	22.18	18.31	16.20
MINN.HUB	-28.37	-0.46	16.60	15.64	15.09	-22.53	16.60	18.78	23.54	41.60	43.35	23.35	22.48	23.30	47.26	21.40	22.74	40.75	27.37	18.92	22.47	20.51	16.54	14.54
WPS	-40.20	-9.61	19.26	20.22	18.76	-16.79	18.57	24.12	25.98	38.23	41.11	24.69	24.75	25.17	42.65	23.54	24.54	39.38	34.07	34.38	30.66	27.21	21.49	19.45
Forecasted(GW)	45.7	44.3	43.6	43.4	44.0	45.2	46.8	48.9	51.4	52.8	53.4	53.0	52.3	51.5	50.8	50.4	50.4	50.4	50.3	51.1	52.2	50.8	47.8	45.0
(RT) - (DA Load)	2.86	2.19	2.22	1.50	0.91	0.12	-2.88	-2.81	-2.12	-1.94	-1.67	-1.62	-1.47	-1.44	-1.23	-0.94	-1.14	-0.80	-0.84	-2.70	-2.39	-0.67	2.99	40.30



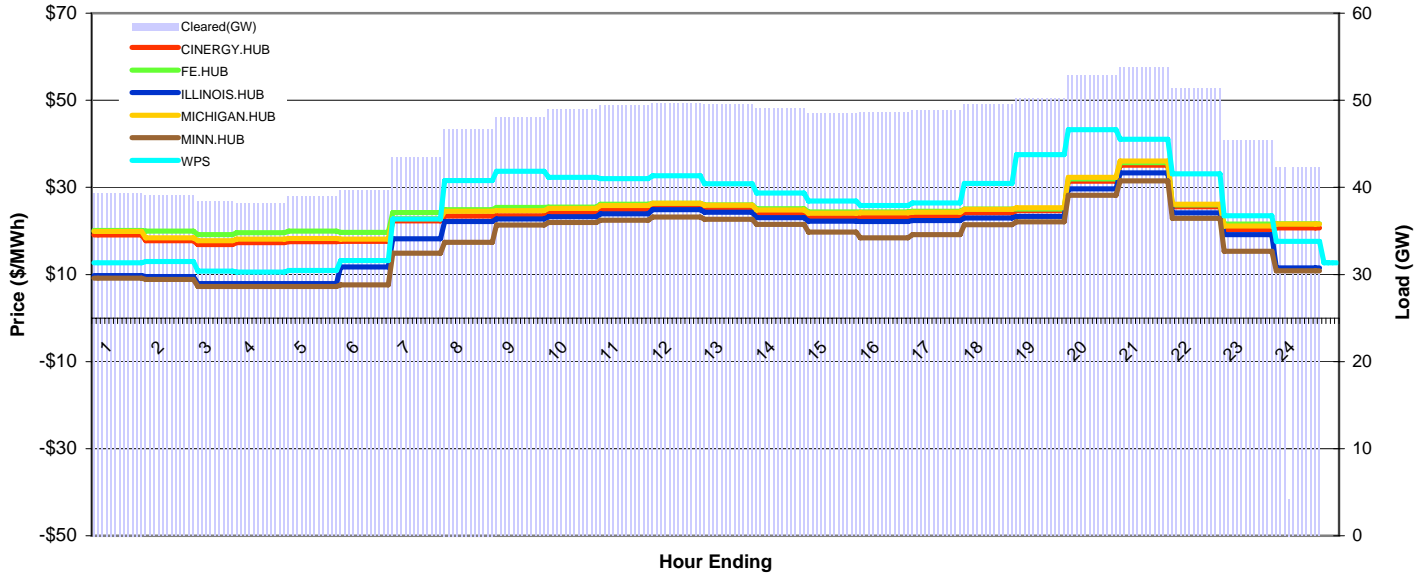
MISO Daily Report

Delivery Day: Sunday, May 10, 2009

Price Color Codes: <=0 >=100 >=200

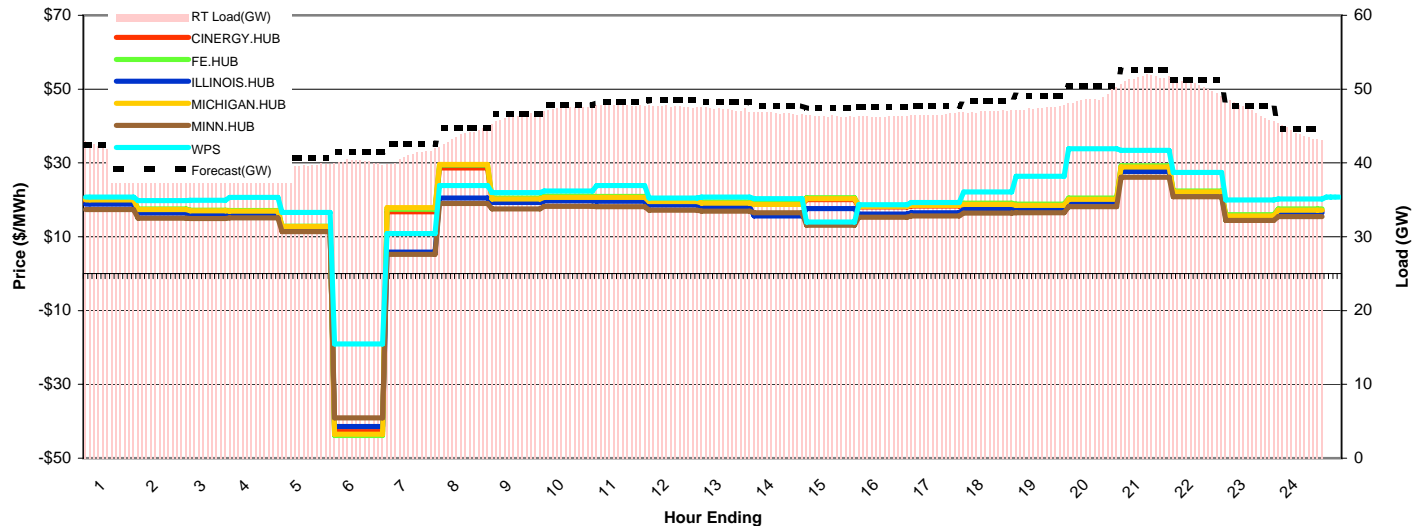
Day-Ahead Prices and Cleared Load

	HE1	HE2	HE3	HE4	HE5	HE6	HE7	HE8	HE9	HE10	HE11	HE12	HE13	HE14	HE15	HE16	HE17	HE18	HE19	HE20	HE21	HE22	HE23	HE24
CINERGY.HUB	19.06	17.75	16.89	17.28	17.55	17.60	22.33	23.44	23.45	24.16	24.83	25.75	25.15	23.77	23.07	23.09	23.31	24.12	24.66	31.40	35.06	25.51	20.29	20.69
FE.HUB	20.07	19.99	19.13	19.58	19.93	19.63	24.21	24.85	25.42	25.44	26.12	26.36	25.98	25.11	24.33	24.34	24.53	25.02	25.05	31.95	35.69	25.97	21.56	21.68
ILLINOIS.HUB	9.75	9.50	7.90	7.91	7.88	11.73	18.23	22.19	22.73	23.28	23.96	24.85	24.32	23.07	22.24	22.13	22.37	22.99	23.33	29.68	33.36	24.11	19.14	11.52
MICHIGAN.HUB	19.91	18.39	17.75	18.11	18.26	18.09	22.83	24.50	24.67	25.19	25.85	26.38	25.90	24.79	24.06	24.11	24.32	24.96	25.32	32.29	36.07	26.10	21.14	21.60
MINN.HUB	9.18	8.86	7.24	7.24	7.23	7.59	14.92	17.38	21.37	21.91	22.48	23.17	22.68	21.50	19.72	18.40	19.14	21.46	22.10	28.20	31.49	22.86	15.35	10.85
WPS	12.70	12.98	10.77	10.56	10.90	13.21	22.78	31.55	33.71	32.27	32.00	32.65	30.87	28.72	26.89	25.81	26.42	30.87	37.55	43.28	41.08	33.14	23.49	17.59
Cleared(GW)	39.3	39.0	38.4	38.1	38.9	39.7	43.4	46.7	48.0	48.9	49.4	49.7	49.5	49.0	48.5	48.6	48.8	49.6	50.2	52.8	53.8	51.4	45.4	4.2



Preliminary Real-Time Prices with Forecasted and Actual System Load

	HE1	HE2	HE3	HE4	HE5	HE6	HE7	HE8	HE9	HE10	HE11	HE12	HE13	HE14	HE15	HE16	HE17	HE18	HE19	HE20	HE21	HE22	HE23	HE24
CINERGY.HUB	19.55	16.99	16.67	16.63	12.56	-42.80	16.78	28.60	19.98	20.41	20.32	19.25	18.87	18.75	20.10	18.04	18.31	18.57	18.37	19.97	28.61	21.89	15.52	17.01
FE.HUB	20.18	17.52	17.17	17.10	12.87	-43.81	17.45	29.44	20.46	21.00	20.96	19.83	19.43	19.02	20.54	18.49	18.76	19.07	18.87	20.52	29.26	22.43	15.97	17.54
ILLINOIS.HUB	18.84	16.38	16.08	16.06	12.15	-41.45	5.84	20.53	19.24	19.70	19.59	18.56	18.19	15.60	17.66	16.13	16.47	17.45	17.34	19.36	27.73	21.34	15.17	16.54
MICHIGAN.HUB	19.98	17.35	17.02	16.92	12.75	-43.51	17.92	29.63	20.25	20.69	20.69	19.53	19.13	18.77	20.33	18.20	18.49	18.80	18.54	20.16	28.94	22.16	15.67	17.20
MINN.HUB	17.38	15.01	14.92	15.11	11.42	-39.06	5.19	18.98	17.52	18.22	18.12	17.22	16.91	16.48	13.12	15.25	15.67	16.45	16.54	18.13	26.13	20.88	14.46	15.43
WPS	20.78	19.76	19.85	20.66	16.61	-19.00	10.90	23.84	21.97	22.39	23.91	20.47	20.78	20.36	14.02	18.64	19.26	22.15	26.37	33.87	33.42	27.39	20.01	20.19
Forecasted(GW)	42.5	41.6	40.9	40.6	40.6	41.6	42.5	44.7	46.7	47.8	48.2	48.5	48.2	47.8	47.4	47.5	47.8	48.4	49.1	50.4	52.6	51.2	47.8	44.6
(RT) - (DA Load)	2.53	1.35	1.30	1.33	0.72	0.53	-2.48	-2.98	-1.69	-1.40	-1.52	-2.01	-2.28	-2.27	-2.14	-2.32	-2.25	-2.56	-2.72	-3.95	-2.23	-0.88	1.79	39.83



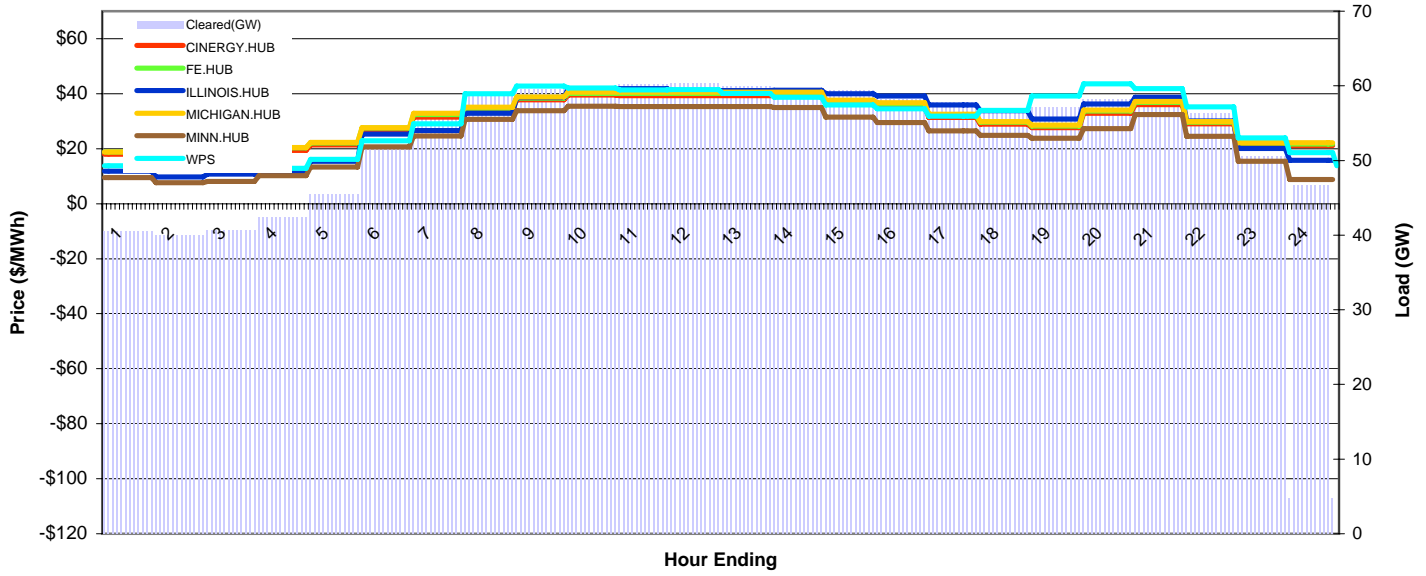
MISO Daily Report

Delivery Day: Monday, May 11, 2009

Price Color Codes: ≤0 ≥100 ≥200

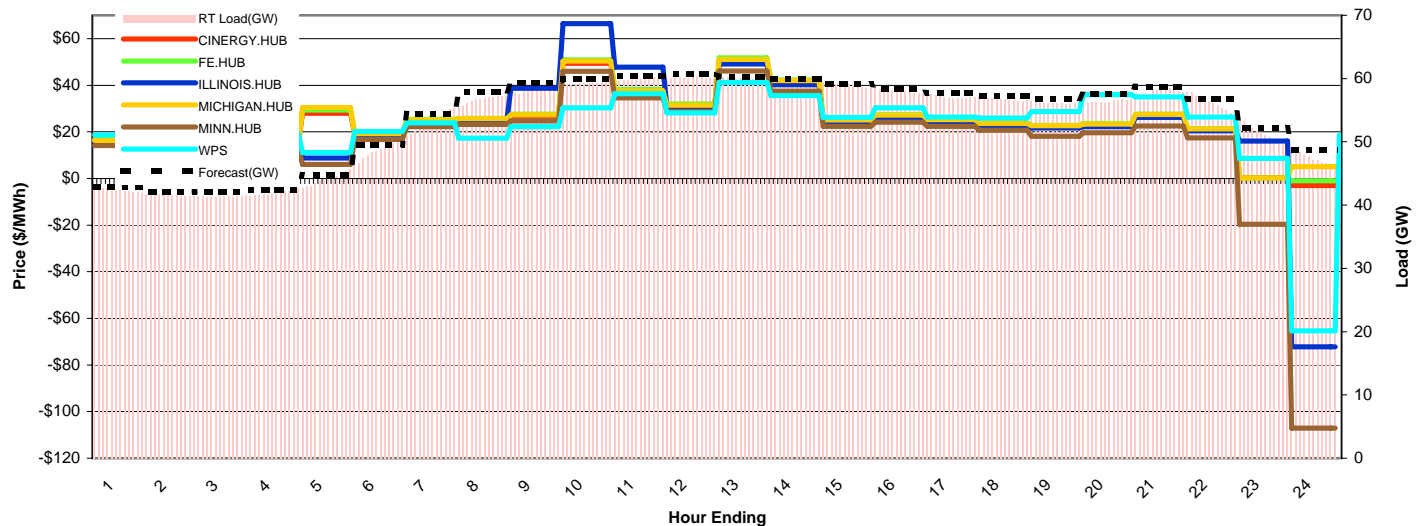
Day-Ahead Prices and Cleared Load

	HE1	HE2	HE3	HE4	HE5	HE6	HE7	HE8	HE9	HE10	HE11	HE12	HE13	HE14	HE15	HE16	HE17	HE18	HE19	HE20	HE21	HE22	HE23	HE24
CINERGY.HUB	18.03	17.65	18.42	19.42	21.34	26.77	31.54	33.98	37.73	39.47	39.27	39.33	39.33	39.33	36.49	35.60	31.36	28.89	27.61	32.90	36.01	29.01	21.49	21.12
FE.HUB	18.86	18.30	19.09	20.28	22.09	27.52	32.40	34.78	38.35	40.14	40.14	40.14	40.14	40.14	37.31	36.39	32.10	29.57	28.21	33.67	36.83	29.57	22.08	21.77
ILLINOIS.HUB	11.80	9.70	10.72	11.19	15.41	25.37	26.59	32.91	38.61	41.89	41.79	41.15	41.17	41.29	39.98	39.22	35.89	33.85	30.77	36.26	38.65	30.15	20.12	15.75
MICHIGAN.HUB	18.78	18.74	19.53	20.41	22.35	27.66	32.93	35.15	38.77	40.57	40.57	40.57	40.57	40.57	37.71	36.78	32.48	29.89	28.54	34.08	37.23	29.88	22.23	22.21
MINN.HUB	9.45	7.62	8.13	10.18	13.35	20.61	24.62	30.66	33.81	35.39	35.38	35.38	35.38	34.93	31.50	29.56	26.48	24.91	23.80	27.29	32.46	24.47	15.40	8.76
WPS	13.77	12.60	12.16	12.85	16.09	22.93	29.09	39.98	42.77	42.08	41.39	41.55	40.12	38.73	35.87	34.55	31.78	33.97	39.15	43.58	41.81	35.25	23.90	18.57
Cleared(GW)	40.5	40.0	40.7	42.3	45.4	51.9	56.1	58.8	59.5	60.0	60.2	60.3	59.9	59.7	59.4	58.2	57.7	57.0	57.0	58.2	58.7	56.3	50.5	4.7



Preliminary Real-Time Prices with Forecasted and Actual System Load

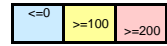
	HE1	HE2	HE3	HE4	HE5	HE6	HE7	HE8	HE9	HE10	HE11	HE12	HE13	HE14	HE15	HE16	HE17	HE18	HE19	HE20	HE21	HE22	HE23	HE24
CINERGY.HUB	16.25	16.07	15.27	15.07	27.96	18.76	24.54	25.07	26.76	49.34	36.87	30.89	49.99	40.88	24.42	26.51	24.75	23.10	22.07	22.74	26.70	20.76	0.39	-3.06
FE.HUB	16.56	16.56	15.72	15.55	29.38	19.36	25.32	25.83	27.57	50.96	38.14	32.00	51.70	42.27	25.23	27.34	25.49	23.82	22.83	23.57	27.57	21.39	0.25	-1.02
ILLINOIS.HUB	14.48	15.55	14.77	14.04	8.82	18.00	23.75	24.51	38.66	66.46	47.78	30.39	49.09	40.16	24.03	26.06	24.30	22.66	21.63	22.24	26.16	20.44	15.99	-72.20
MICHIGAN.HUB	16.29	16.35	15.56	15.44	30.46	19.15	25.12	25.66	27.31	50.40	37.57	31.41	51.03	41.96	25.05	27.14	25.31	23.59	22.60	23.29	27.43	21.32	0.32	5.06
MINN.HUB	14.17	14.15	13.39	12.54	6.08	16.67	22.24	23.21	24.72	45.94	34.60	28.83	46.13	37.41	22.30	24.08	22.40	20.76	18.15	19.57	22.53	17.47	-19.67	-107.06
WPS	18.67	19.28	19.00	19.21	11.15	20.23	23.87	17.29	22.24	30.28	36.33	28.14	41.10	35.53	26.14	30.34	26.32	25.97	28.63	36.00	35.02	26.40	8.69	-65.36
Forecasted(GW)	42.8	42.1	42.1	42.4	44.8	49.5	54.5	57.8	59.2	59.9	60.4	60.8	60.3	60.0	59.1	58.3	57.7	57.2	56.9	57.5	58.7	56.8	52.2	48.6
(RT) - (DA Load)	1.93	1.65	0.67	-0.38	-1.26	-3.28	-2.81	-2.06	-1.31	-0.71	-0.20	-0.22	0.14	0.16	-0.35	-0.15	-0.59	-0.26	-0.86	-1.73	-0.74	-0.13	0.84	42.79



MISO Daily Report

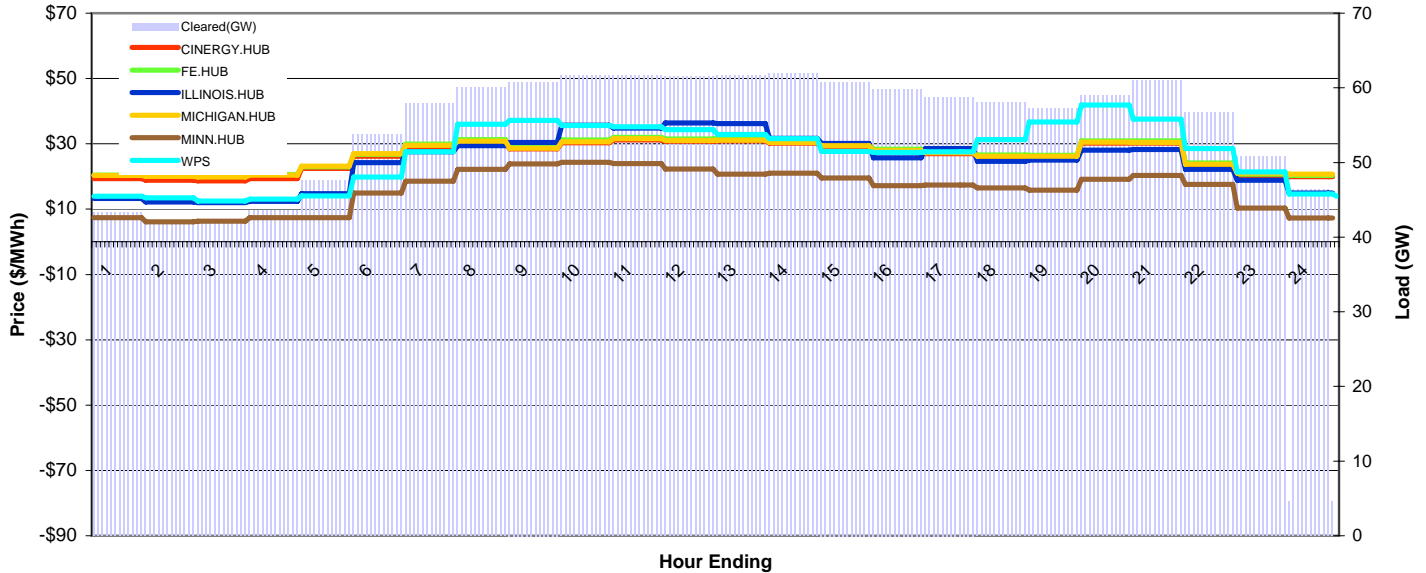
Delivery Day: Tuesday, May 12, 2009

Price Color Codes:



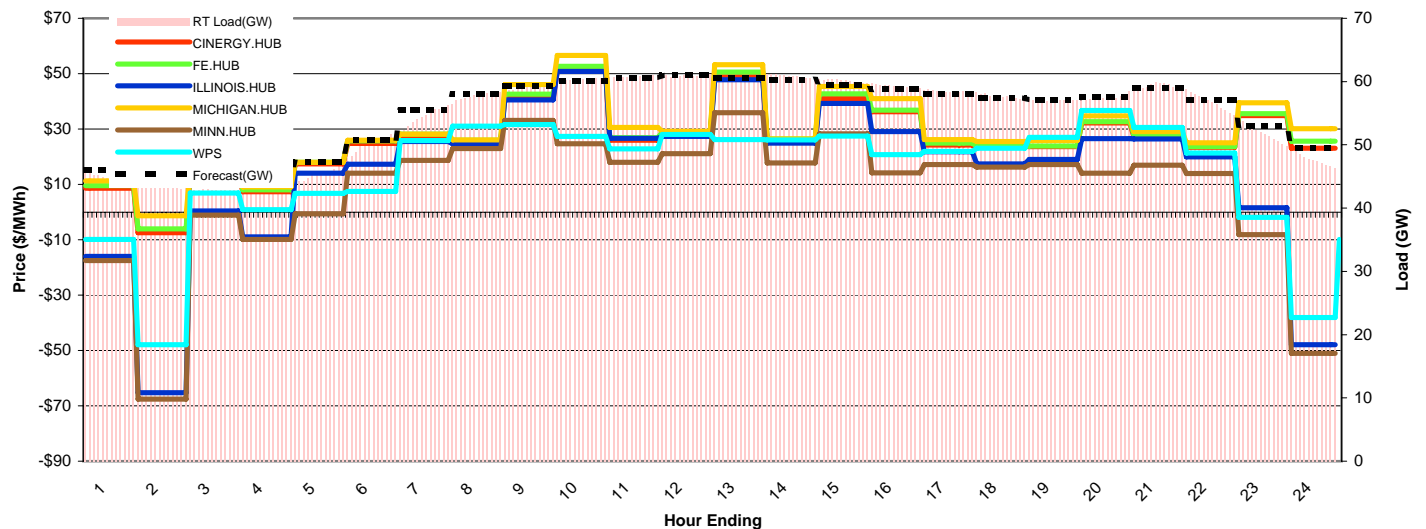
Day-Ahead Prices and Cleared Load

	HE1	HE2	HE3	HE4	HE5	HE6	HE7	HE8	HE9	HE10	HE11	HE12	HE13	HE14	HE15	HE16	HE17	HE18	HE19	HE20	HE21	HE22	HE23	HE24
CINERGY.HUB	19.30	18.84	18.66	19.32	22.46	26.18	29.12	30.45	28.46	30.34	31.17	30.81	30.89	30.20	29.21	27.74	27.02	26.01	25.96	30.23	30.22	23.50	20.29	19.95
FE.HUB	20.44	20.30	20.05	20.63	23.00	26.77	29.90	31.29	29.24	31.17	32.02	31.49	31.56	30.87	29.85	28.33	27.60	26.57	26.51	30.89	30.89	24.13	20.71	20.30
ILLINOIS.HUB	13.30	12.22	11.98	12.35	14.74	24.29	27.61	29.45	30.38	35.66	34.86	36.44	36.23	31.71	30.13	25.71	28.54	24.64	25.00	28.03	28.23	22.23	18.88	14.98
MICHIGAN.HUB	20.31	20.06	19.85	20.46	23.20	27.00	29.54	30.82	28.70	30.63	31.64	31.01	31.12	30.42	29.45	28.00	27.25	26.25	26.20	30.51	30.45	23.76	20.99	20.75
MINN.HUB	7.42	6.11	6.33	7.44	7.44	14.93	18.60	22.14	23.81	24.35	23.96	22.27	20.72	21.02	19.53	17.22	17.42	16.55	15.82	19.14	20.34	17.57	10.31	7.26
WPS	13.97	13.50	12.47	13.04	14.09	19.85	27.60	36.04	37.14	35.62	35.24	34.32	32.87	31.60	27.70	27.39	27.54	31.30	36.70	41.86	37.58	28.59	21.41	14.64
Cleared(GW)	43.3	42.3	42.0	43.6	47.6	53.7	57.9	60.0	60.8	61.7	61.7	61.5	61.7	61.9	60.8	59.8	58.8	58.0	57.3	59.0	61.0	56.7	50.8	4.6



Preliminary Real-Time Prices with Forecasted and Actual System Load

	HE1	HE2	HE3	HE4	HE5	HE6	HE7	HE8	HE9	HE10	HE11	HE12	HE13	HE14	HE15	HE16	HE17	HE18	HE19	HE20	HE21	HE22	HE23	HE24
CINERGY.HUB	8.57	-7.46	14.39	7.38	17.39	24.77	27.50	25.23	41.21	51.00	25.99	27.87	48.89	25.48	40.95	36.24	24.26	23.79	23.61	32.14	27.15	23.36	34.81	23.11
FE.HUB	9.53	-6.07	15.25	8.06	17.99	25.76	28.18	25.99	42.60	52.66	26.89	28.83	50.62	26.37	42.66	36.77	24.87	23.76	23.87	32.65	27.99	23.62	35.56	25.61
ILLINOIS.HUB	-15.97	-65.23	0.45	-8.97	13.99	17.27	25.47	24.66	40.47	50.83	26.65	27.39	47.75	24.94	39.20	29.02	21.77	17.40	19.02	26.54	26.42	19.89	1.58	-47.90
MICHIGAN.HUB	11.23	-1.38	15.98	9.11	17.97	25.98	28.13	26.09	46.06	56.58	30.59	29.20	53.20	26.43	45.37	40.96	26.17	25.54	25.84	34.78	29.12	25.06	39.48	30.13
MINN.HUB	-17.55	-67.62	-1.05	-9.90	-0.66	14.00	18.69	22.92	33.14	24.63	17.95	21.09	35.86	17.80	28.26	14.16	17.19	16.20	17.22	14.03	16.91	13.98	-8.16	-51.02
WPS	-9.94	-47.98	6.92	0.89	6.76	7.51	25.89	31.03	31.60	27.37	22.81	28.08	26.14	26.05	27.48	20.71	21.87	23.11	27.05	36.65	30.61	21.31	-1.89	-38.10
Forecasted(GW)	46.1	45.0	44.9	45.1	47.3	50.8	55.4	58.1	59.2	60.0	60.5	61.0	60.6	60.3	59.4	58.8	58.1	57.4	57.1	57.6	58.9	57.1	53.0	49.5
(RT) - (DA Load)	1.41	1.17	0.88	-0.33	-2.23	-3.61	-3.42	-2.33	-1.59	-1.33	-0.85	-0.51	-0.67	-1.06	-0.65	-0.51	-0.30	-0.34	-0.22	-1.55	-1.72	0.09	1.17	43.12



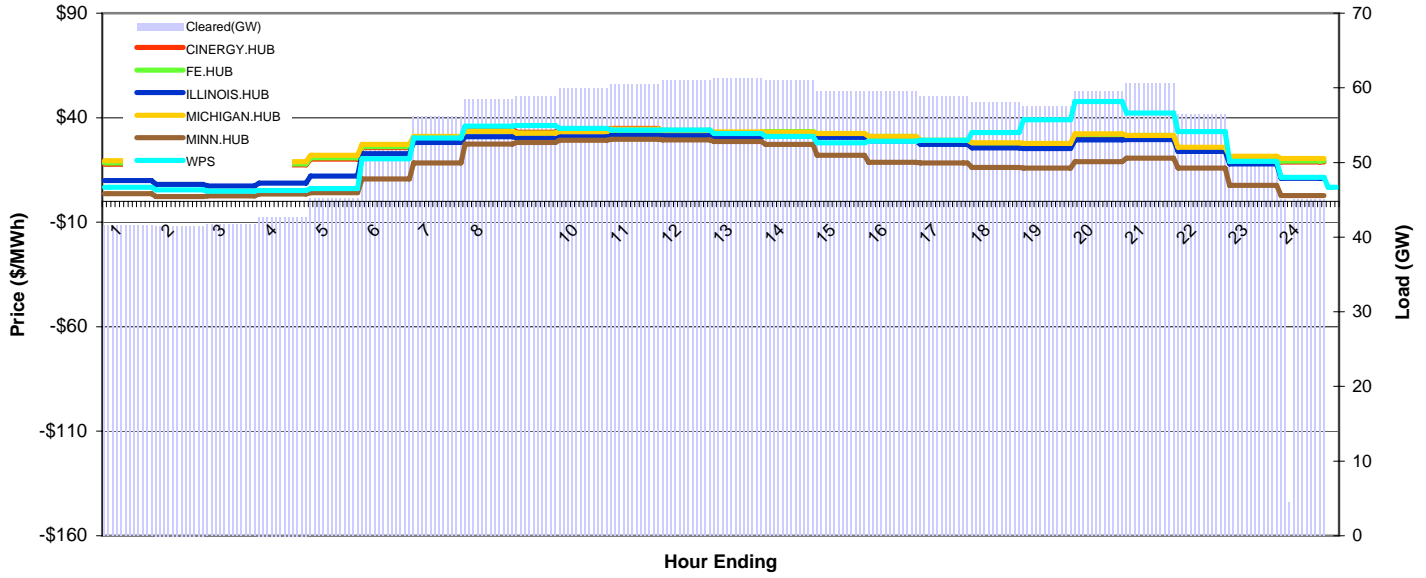
MISO Daily Report

Delivery Day: Wednesday, May 13, 2009

Price Color Codes: ≤0 ≥100 ≥200

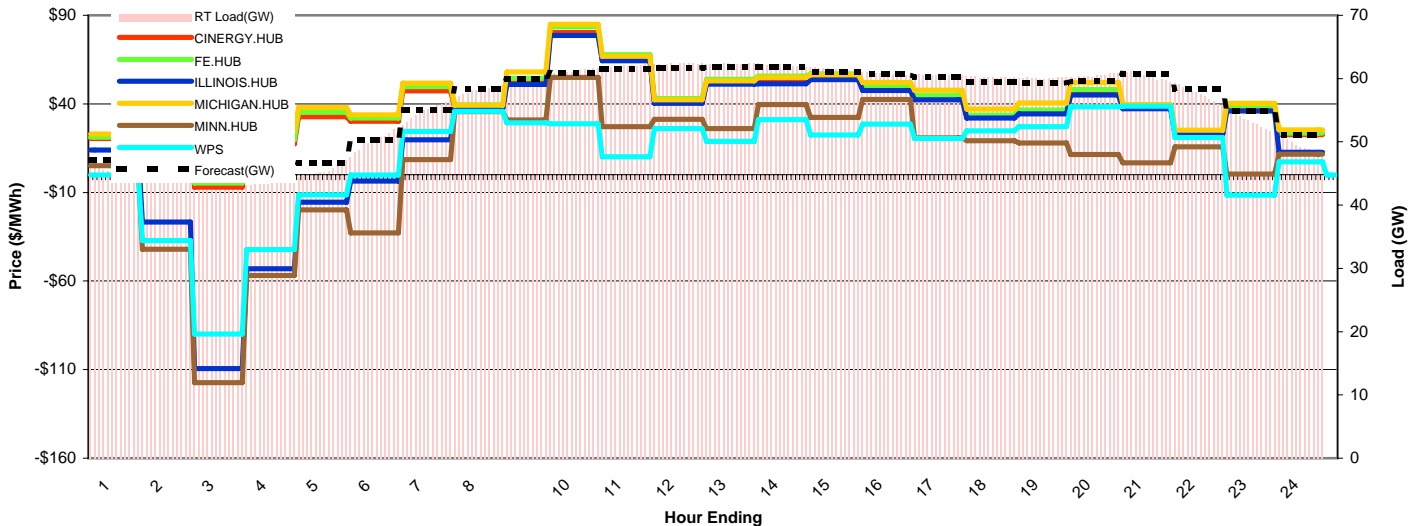
Day-Ahead Prices and Cleared Load

	HE1	HE2	HE3	HE4	HE5	HE6	HE7	HE8	HE9	HE10	HE11	HE12	HE13	HE14	HE15	HE16	HE17	HE18	HE19	HE20	HE21	HE22	HE23	HE24
CINERGY.HUB	17.79	16.78	15.52	17.36	20.16	25.63	30.17	34.68	33.11	34.08	34.87	32.95	32.20	32.55	31.76	30.37	28.54	27.15	26.78	31.32	30.87	25.11	20.34	18.74
FE.HUB	18.31	17.30	16.02	17.89	20.75	26.18	30.93	33.48	32.63	33.47	34.04	33.72	32.94	33.30	32.43	31.00	29.13	27.72	27.34	32.00	31.53	25.66	20.79	19.29
ILLINOIS.HUB	10.00	8.14	7.32	8.76	12.15	22.79	28.09	30.92	30.22	30.96	31.53	31.32	30.81	31.26	30.59	28.91	27.27	25.60	25.18	29.44	29.58	23.83	17.96	11.05
MICHIGAN.HUB	19.39	18.42	17.03	18.99	22.03	27.27	31.12	33.54	32.66	33.36	34.56	34.00	33.15	33.07	32.39	31.10	29.27	28.01	27.65	32.36	31.51	25.85	21.51	20.48
MINN.HUB	3.65	2.27	2.55	3.54	4.14	10.71	18.36	27.46	28.10	29.18	29.75	29.45	28.59	27.16	22.03	18.68	18.39	16.20	15.92	18.95	20.64	15.86	7.56	2.70
WPS	6.65	5.54	4.86	5.18	6.06	20.33	30.33	35.95	36.28	34.90	34.08	34.13	32.37	31.01	28.00	28.75	29.23	32.92	39.08	47.78	42.16	33.35	19.15	11.54
Cleared(GW)	41.6	41.5	41.7	42.7	45.2	52.0	56.2	58.4	58.9	60.0	60.5	61.1	61.2	61.0	59.5	59.5	58.9	58.1	57.5	59.5	60.5	56.5	49.5	4.5



Preliminary Real-Time Prices with Forecasted and Actual System Load

	HE1	HE2	HE3	HE4	HE5	HE6	HE7	HE8	HE9	HE10	HE11	HE12	HE13	HE14	HE15	HE16	HE17	HE18	HE19	HE20	HE21	HE22	HE23	HE24
CINERGY.HUB	20.52	17.68	-7.01	17.31	32.77	30.13	47.34	37.87	52.25	80.28	65.33	41.24	51.90	53.63	55.17	48.33	43.23	32.67	35.32	46.42	38.20	23.23	37.90	22.70
FE.HUB	21.24	19.13	-4.60	19.76	35.18	31.99	49.75	39.35	54.38	83.50	67.85	43.05	53.83	55.63	56.98	50.00	44.66	33.73	36.53	48.10	39.52	23.98	38.81	23.58
ILLINOIS.HUB	13.88	-26.69	-109.42	-52.98	-15.52	-3.62	19.82	37.03	50.97	78.60	64.34	40.31	51.08	51.37	53.73	47.52	42.33	31.98	34.36	45.01	37.24	22.79	35.93	12.64
MICHIGAN.HUB	22.97	23.12	2.80	24.86	38.01	33.83	51.73	39.17	58.10	84.98	66.80	42.37	53.01	54.88	56.34	52.12	47.66	37.01	40.45	52.13	39.66	25.24	40.28	25.40
MINN.HUB	5.08	-41.99	-117.28	-56.89	-19.85	-32.90	8.48	35.56	30.96	54.95	27.12	31.25	26.08	39.68	32.36	42.42	20.81	19.25	17.84	11.35	6.64	15.70	0.39	11.59
WPS	-0.15	-37.19	-89.92	-42.16	-11.40	-0.12	24.34	35.76	29.24	28.79	10.15	26.00	18.88	31.20	22.36	28.61	20.37	24.76	27.19	38.39	38.72	21.03	-11.51	7.26
Forecasted(GW)	47.2	45.8	45.0	45.3	46.7	50.3	55.0	58.4	60.0	60.9	61.5	61.7	61.8	61.8	61.1	60.7	60.2	59.5	59.3	59.6	60.7	58.4	54.9	51.0
(RT) - (DA Load)	3.72	2.55	1.62	0.90	0.35	-1.82	-1.24	-0.24	1.00	1.20	1.54	1.31	1.12	1.12	1.98	1.29	1.72	2.18	2.65	1.02	-0.08	1.14	3.70	44.97



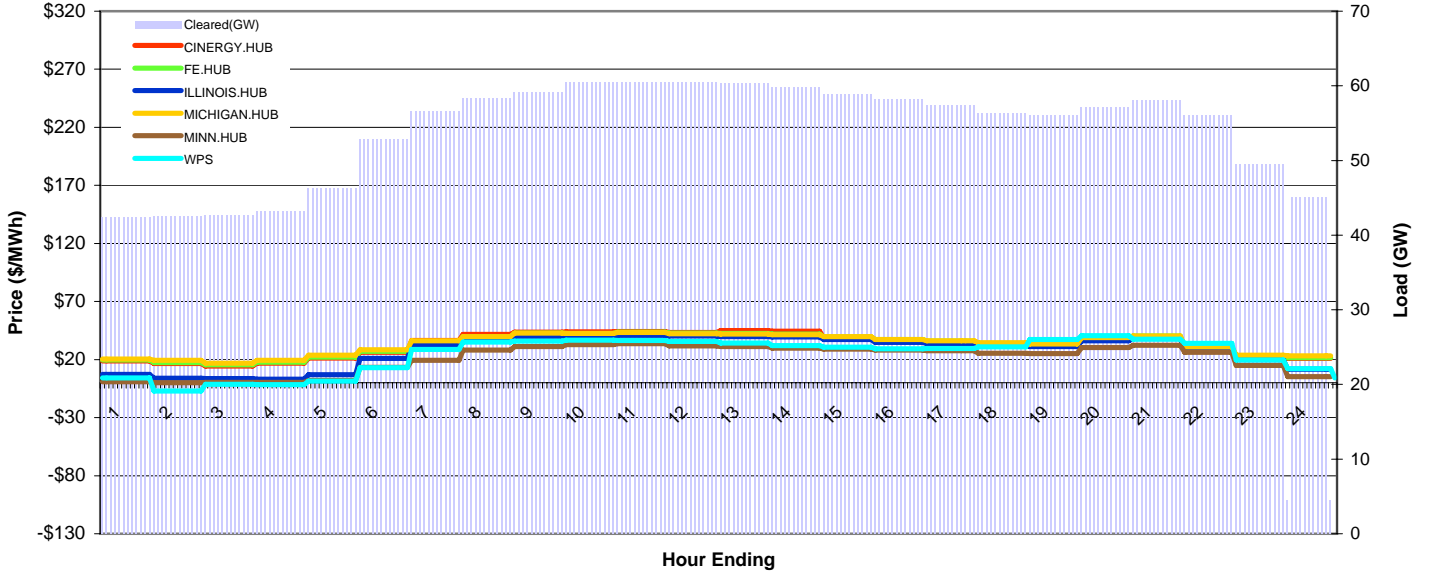
MISO Daily Report

Delivery Day: Thursday, May 14, 2009

Price Color Codes: ≤0 ≥100 ≥200

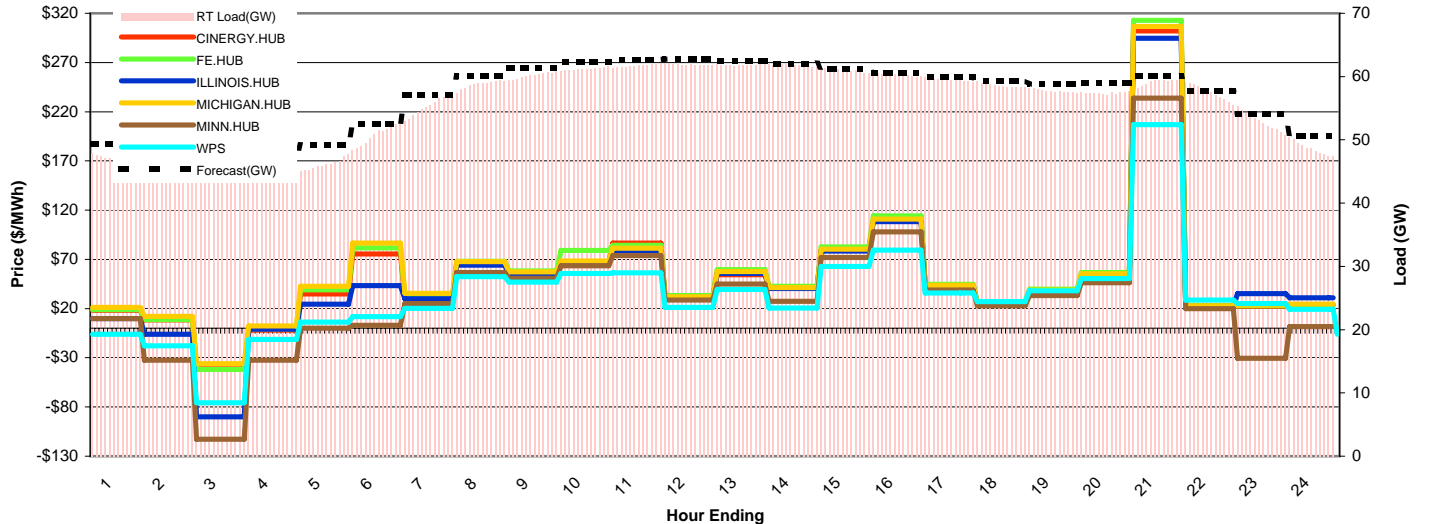
Day-Ahead Prices and Cleared Load

	HE1	HE2	HE3	HE4	HE5	HE6	HE7	HE8	HE9	HE10	HE11	HE12	HE13	HE14	HE15	HE16	HE17	HE18	HE19	HE20	HE21	HE22	HE23	HE24
CINERGY.HUB	18.74	16.63	14.53	16.74	21.25	26.37	36.56	41.69	43.50	43.76	44.21	43.39	45.07	44.41	38.64	36.23	34.97	33.38	32.26	37.60	39.39	29.96	22.27	21.09
FE.HUB	19.72	17.43	15.49	17.74	22.21	27.09	35.46	39.88	42.65	42.53	43.63	42.75	42.39	42.00	39.60	37.14	35.86	34.07	33.07	38.57	40.41	30.81	22.76	21.69
ILLINOIS.HUB	7.33	3.81	3.77	3.01	7.03	21.06	32.28	37.42	40.11	39.87	40.90	40.19	39.79	39.56	37.26	34.92	33.69	32.14	31.11	36.22	37.97	28.85	19.80	11.56
MICHIGAN.HUB	20.48	19.32	16.95	19.23	23.78	28.54	36.13	39.84	42.84	42.46	43.39	42.16	42.03	41.40	39.64	37.33	36.15	34.42	33.44	38.88	40.42	31.01	23.85	23.11
MINN.HUB	0.93	0.09	0.24	0.32	2.02	13.43	19.48	28.18	31.11	32.85	33.57	31.62	31.31	29.94	29.02	28.12	27.62	25.55	25.13	30.34	32.33	26.17	15.01	5.41
WPS	4.28	-7.09	-1.38	-1.57	1.54	12.98	28.62	34.97	36.02	36.62	36.39	35.73	34.25	32.06	30.53	29.34	29.52	30.89	37.34	40.46	37.44	33.98	19.77	12.30
Cleared(GW)	42.4	42.5	42.6	43.2	46.3	52.9	56.6	58.3	59.2	60.5	60.4	60.4	60.3	59.8	58.9	58.1	57.3	56.3	56.1	57.2	58.0	56.0	49.4	4.5



Preliminary Real-Time Prices with Forecasted and Actual System Load

	HE1	HE2	HE3	HE4	HE5	HE6	HE7	HE8	HE9	HE10	HE11	HE12	HE13	HE14	HE15	HE16	HE17	HE18	HE19	HE20	HE21	HE22	HE23	HE24
CINERGY.HUB	18.21	8.53	-41.14	-1.85	34.72	75.40	30.79	65.63	55.85	66.87	86.50	31.28	54.25	41.80	79.82	110.43	43.30	25.51	38.37	54.74	301.97	22.53	22.15	23.34
FE.HUB	19.01	8.97	-41.83	-0.64	39.21	81.80	32.11	68.15	58.29	78.94	84.18	33.12	59.47	42.54	82.61	114.24	44.64	26.31	39.67	56.65	312.79	23.26	22.72	24.08
ILLINOIS.HUB	9.92	-6.20	-89.92	-0.84	24.42	43.32	29.89	64.00	54.54	67.55	79.06	31.03	55.80	40.25	78.33	108.20	42.64	25.00	37.45	53.19	294.50	22.16	35.22	31.06
MICHIGAN.HUB	21.27	12.14	-35.96	2.42	42.56	86.52	35.47	67.82	57.32	68.38	81.43	31.99	57.51	41.24	80.33	110.95	43.62	25.70	38.67	55.19	306.52	22.90	23.50	24.35
MINN.HUB	9.94	-32.38	-112.90	-32.36	0.11	2.86	25.06	56.65	50.72	63.33	73.76	28.70	44.88	27.33	71.90	97.98	38.84	22.95	33.20	46.12	233.94	19.84	-30.60	1.53
WPS	-6.12	-17.75	-75.54	-11.48	6.11	11.72	20.18	52.45	46.99	55.65	56.30	21.04	39.39	20.48	62.82	79.32	35.67	27.05	38.08	50.54	206.94	28.64	25.10	19.17
Forecasted(GW)	49.4	47.9	47.2	47.3	49.2	52.5	57.1	60.0	61.4	62.2	62.7	62.8	62.5	62.1	61.2	60.6	59.9	59.3	58.8	59.0	60.1	57.8	54.1	50.6
(RT) - (DA Load)	4.51	2.96	1.94	1.42	-0.15	-2.15	-1.27	0.43	1.04	0.78	1.31	1.50	1.57	2.00	2.15	2.15	2.25	2.35	1.63	0.29	1.07	1.56	3.52	44.17



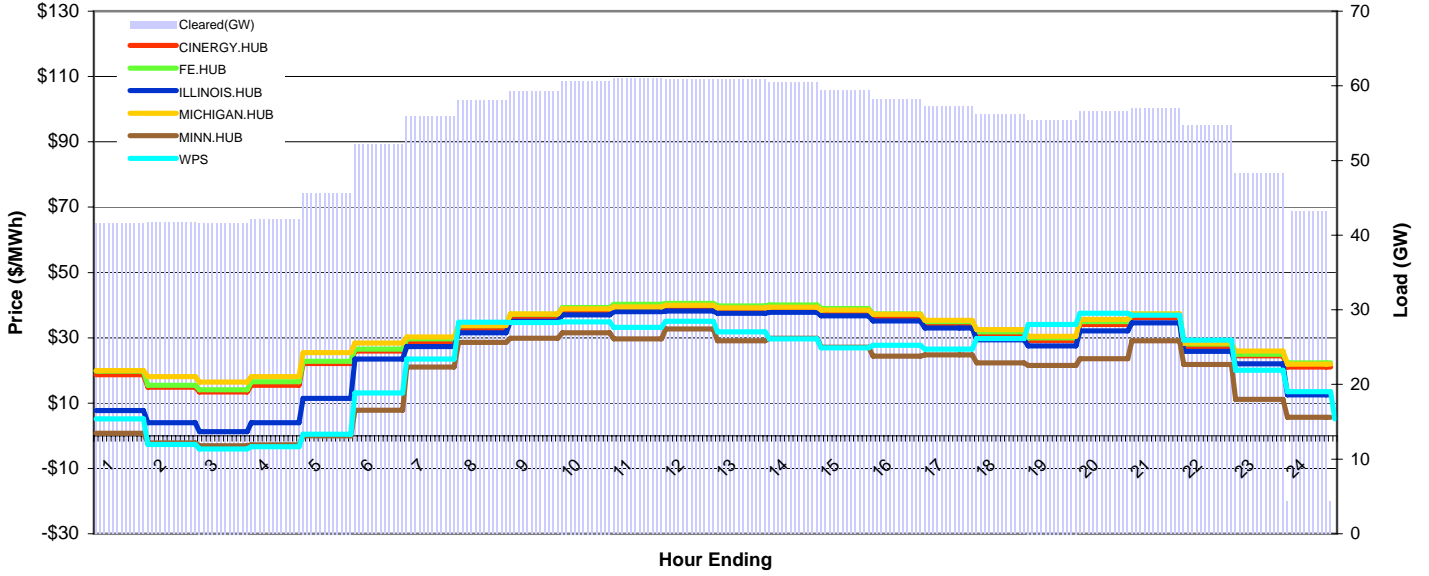
MISO Daily Report

Delivery Day: Friday, May 15, 2009

Price Color Codes: ≤0 ≥100 ≥200

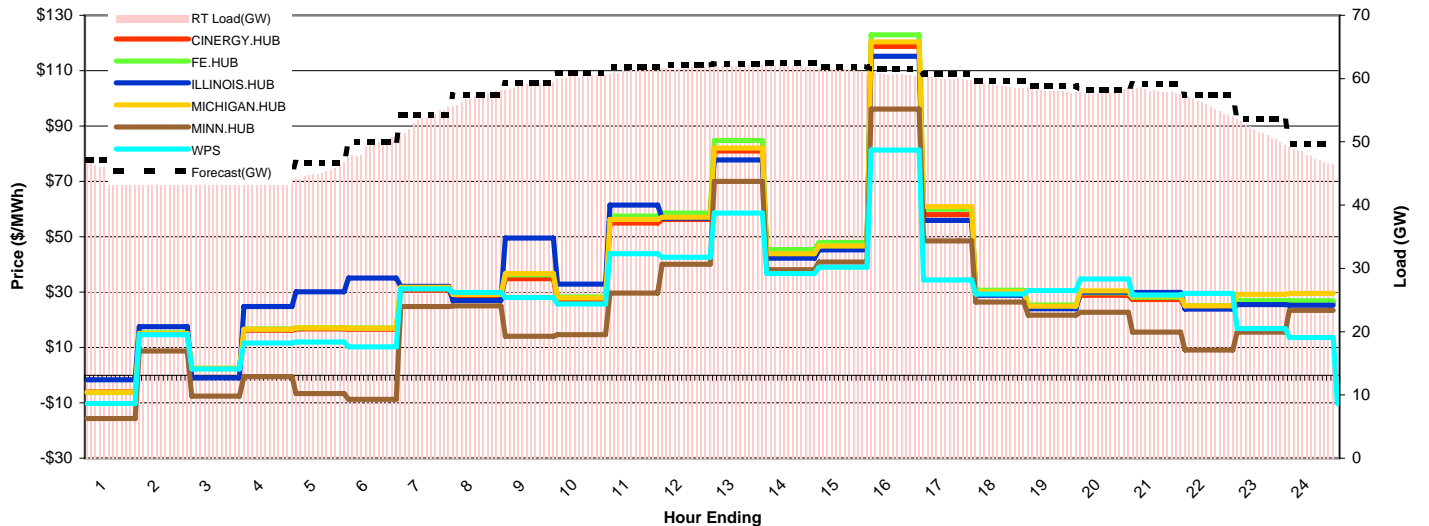
Day-Ahead Prices and Cleared Load

	HE1	HE2	HE3	HE4	HE5	HE6	HE7	HE8	HE9	HE10	HE11	HE12	HE13	HE14	HE15	HE16	HE17	HE18	HE19	HE20	HE21	HE22	HE23	HE24
CINERGY.HUB	18.71	14.84	13.42	15.45	22.15	25.98	28.88	32.72	36.30	38.31	39.32	39.52	38.79	39.07	38.01	36.36	34.12	30.97	29.14	34.04	36.18	27.28	24.47	21.00
FE.HUB	19.81	15.48	14.09	16.53	22.81	26.50	29.67	33.64	37.25	39.31	40.30	40.57	39.77	40.06	38.94	37.31	35.00	31.81	29.95	34.94	37.19	28.08	24.99	22.31
ILLINOIS.HUB	7.74	4.01	1.23	3.99	11.43	23.48	27.28	31.56	35.06	37.00	38.01	38.17	37.50	37.77	36.77	35.15	32.99	29.33	27.54	32.08	34.52	25.82	22.01	12.56
MICHIGAN.HUB	20.01	18.10	16.42	18.11	25.46	28.35	30.30	33.76	37.35	38.90	39.51	40.00	39.16	39.36	38.53	37.26	35.40	32.49	30.50	35.60	37.34	28.41	25.96	21.94
MINN.HUB	0.73	-2.20	-3.10	-2.77	0.01	7.79	21.04	28.57	29.88	31.49	29.67	32.72	29.13	29.91	27.16	24.40	24.77	22.34	21.49	23.60	29.05	21.85	11.12	5.71
WPS	5.22	-2.63	-3.99	-3.37	0.52	13.14	23.47	34.81	34.63	34.83	33.15	35.10	31.83	29.72	26.95	27.72	26.57	29.81	34.09	37.55	36.96	29.26	20.03	13.47
Cleared(GW)	41.6	41.7	41.6	42.1	45.7	52.2	55.9	58.1	59.3	60.6	61.0	60.8	60.9	60.5	59.3	58.1	57.2	56.2	55.4	56.6	57.0	54.6	48.2	4.3



Preliminary Real-Time Prices with Forecasted and Actual System Load

	HE1	HE2	HE3	HE4	HE5	HE6	HE7	HE8	HE9	HE10	HE11	HE12	HE13	HE14	HE15	HE16	HE17	HE18	HE19	HE20	HE21	HE22	HE23	HE24
CINERGY.HUB	-6.09	14.93	2.39	16.30	16.76	16.63	30.73	28.05	34.86	27.08	55.02	56.22	80.98	43.60	46.44	118.83	57.96	29.76	24.70	28.86	27.35	24.57	26.30	26.19
FE.HUB	-6.27	15.34	2.52	16.73	17.16	17.02	31.75	29.17	36.24	28.30	57.46	58.61	84.75	45.34	47.95	122.90	59.95	30.66	25.40	29.75	28.14	25.19	26.99	26.86
ILLINOIS.HUB	-1.66	17.46	-0.96	24.79	30.10	35.09	32.03	26.99	49.56	32.94	61.42	56.65	77.73	42.31	45.27	115.24	55.84	28.81	24.03	30.03	29.93	23.91	25.49	25.29
MICHIGAN.HUB	-6.14	15.12	2.46	16.57	17.03	16.95	31.69	29.16	36.71	27.91	56.26	57.09	82.08	43.85	46.62	120.40	60.91	30.13	24.97	30.42	28.63	25.04	29.23	29.51
MINN.HUB	-15.68	8.78	-7.52	-0.51	-6.64	-8.71	24.85	25.05	14.02	14.66	29.60	40.07	69.97	38.14	40.92	96.10	48.54	26.44	21.63	22.75	15.52	9.13	15.53	23.38
WPS	-10.28	14.57	2.26	11.67	12.02	10.21	31.15	29.94	28.05	25.71	43.90	42.59	58.55	36.70	39.06	81.35	34.42	29.34	30.63	34.69	28.97	29.53	16.80	13.56
Forecasted(GW)	47.2	45.7	44.8	44.9	46.7	49.9	54.3	57.4	59.3	60.8	61.7	62.1	62.4	62.4	61.9	61.4	60.7	59.6	58.8	58.2	59.1	57.4	53.6	49.7
(RT) - (DA Load)	4.22	2.46	1.81	1.51	-0.43	-2.82	-2.39	-0.97	-0.27	-0.25	0.22	0.83	1.14	1.52	2.12	2.54	2.81	2.80	2.66	1.27	1.12	1.02	3.33	43.45



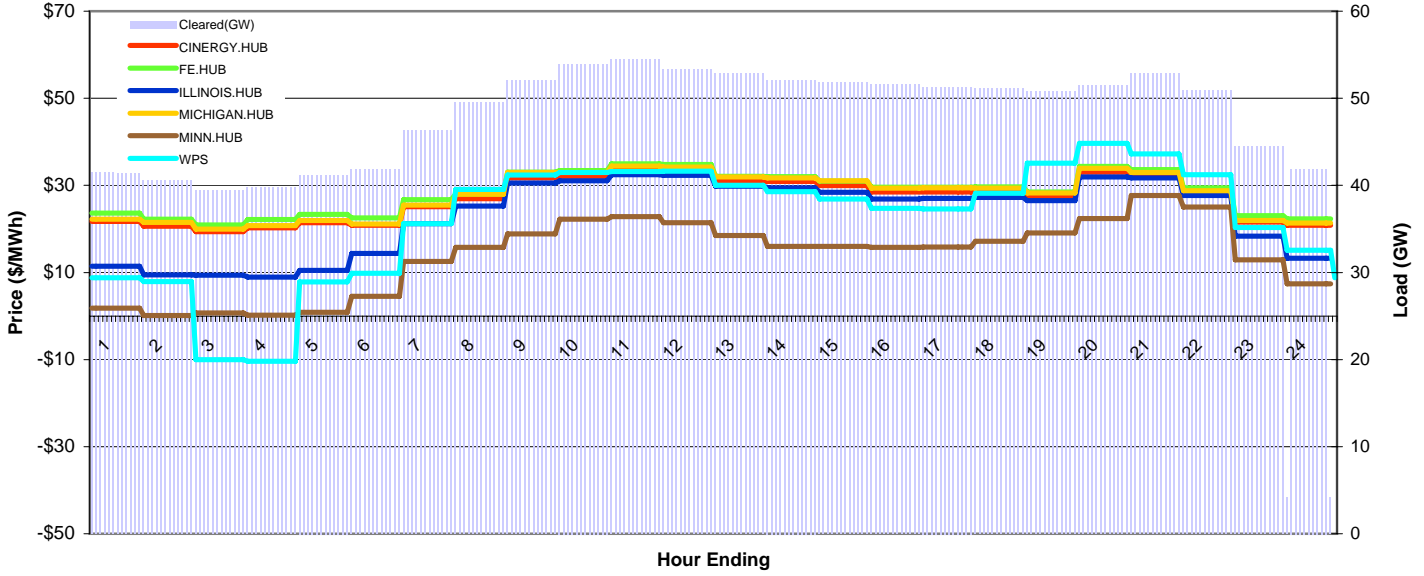
MISO Daily Report

Delivery Day: Saturday, May 16, 2009

Price Color Codes: ≤0 ≥100 ≥200

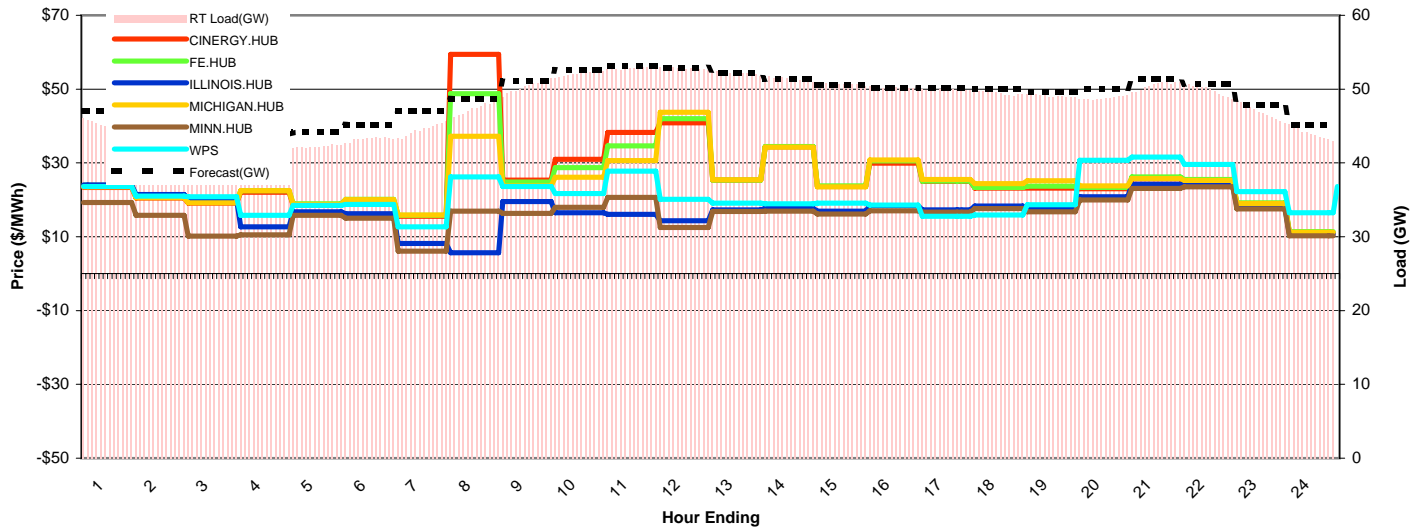
Day-Ahead Prices and Cleared Load

	HE1	HE2	HE3	HE4	HE5	HE6	HE7	HE8	HE9	HE10	HE11	HE12	HE13	HE14	HE15	HE16	HE17	HE18	HE19	HE20	HE21	HE22	HE23	HE24
CINERGY.HUB	21.69	20.65	19.35	20.28	21.45	20.85	25.12	26.94	31.74	32.09	33.58	33.44	30.96	30.88	29.97	28.46	28.46	28.56	27.41	33.04	32.22	28.08	21.58	20.82
FE.HUB	23.60	22.24	20.94	22.17	23.34	22.53	26.75	28.03	33.02	33.43	34.94	34.81	32.05	32.04	30.98	29.56	29.57	29.65	28.51	34.39	33.60	29.40	23.01	22.33
ILLINOIS.HUB	11.46	9.44	9.35	8.97	10.49	14.36	21.24	25.27	30.52	31.04	32.42	32.30	29.79	29.45	28.41	26.88	27.03	27.23	26.50	31.95	31.74	27.66	18.33	13.29
MICHIGAN.HUB	22.23	21.52	19.95	20.75	21.92	21.12	25.46	27.94	32.95	32.96	34.41	34.21	31.95	31.71	31.03	29.36	29.47	29.34	28.27	33.95	32.96	28.81	21.96	21.37
MINN.HUB	1.82	0.12	0.74	0.18	0.86	4.54	12.57	15.75	18.88	22.24	22.83	21.42	18.51	16.01	15.97	15.74	15.87	17.17	19.09	22.36	27.65	25.01	12.92	7.38
WPS	8.79	7.93	-10.04	-10.36	7.87	9.82	21.21	29.08	32.39	32.94	33.18	33.24	30.06	28.56	26.89	24.70	24.56	28.17	35.12	39.67	37.20	32.43	20.35	15.14
Cleared(GW)	41.5	40.6	39.4	39.7	41.2	41.8	46.3	49.5	52.1	53.9	54.4	53.3	52.8	52.1	51.8	51.5	51.3	51.1	50.8	51.5	52.9	50.8	44.5	4.2



Preliminary Real-Time Prices with Forecasted and Actual System Load

	HE1	HE2	HE3	HE4	HE5	HE6	HE7	HE8	HE9	HE10	HE11	HE12	HE13	HE14	HE15	HE16	HE17	HE18	HE19	HE20	HE21	HE22	HE23	HE24
CINERGY.HUB	23.37	20.46	19.10	22.06	18.54	19.67	15.52	59.39	25.32	30.99	38.29	40.83	25.38	34.35	23.62	29.91	24.97	23.18	23.20	23.01	25.68	24.94	18.76	11.08
FE.HUB	23.93	20.94	19.49	22.50	18.94	20.14	15.83	48.79	24.85	28.76	34.59	41.96	25.36	34.46	23.76	30.53	25.07	23.39	23.69	23.36	26.20	25.50	19.23	11.37
ILLINOIS.HUB	24.03	21.41	20.18	12.67	16.76	16.21	8.19	5.69	19.55	16.47	16.04	14.33	17.25	17.72	16.92	18.39	17.25	18.32	17.72	20.82	24.25	24.08	18.11	10.67
MICHIGAN.HUB	23.52	20.61	19.16	22.51	18.73	20.09	15.87	37.23	23.78	26.10	30.63	43.71	25.40	34.26	23.56	30.84	25.51	24.38	25.15	23.82	25.79	25.29	18.99	11.19
MINN.HUB	19.32	15.84	10.17	10.48	15.85	15.05	6.07	16.90	16.33	17.96	20.63	12.50	16.87	16.90	16.16	17.00	16.66	17.64	16.78	20.00	23.12	23.53	17.53	10.23
WPS	23.65	21.05	20.80	15.83	18.52	18.77	12.67	26.20	23.60	21.69	27.75	20.16	19.12	18.95	19.14	18.55	15.57	15.94	18.63	30.75	31.56	29.58	22.25	16.47
Forecasted(GW)	47.0	45.3	44.2	43.8	44.1	45.2	47.0	48.7	51.0	52.6	53.1	52.9	52.2	51.4	50.6	50.2	50.1	50.0	49.6	50.1	51.3	50.7	47.8	45.2
(RT) - (DA Load)	3.52	2.83	2.93	2.28	1.03	1.46	-1.84	-2.17	-1.72	-1.82	-1.55	-0.51	-0.61	-0.68	-1.14	-1.27	-1.31	-1.59	-1.69	-2.70	-2.35	-0.98	2.41	39.82



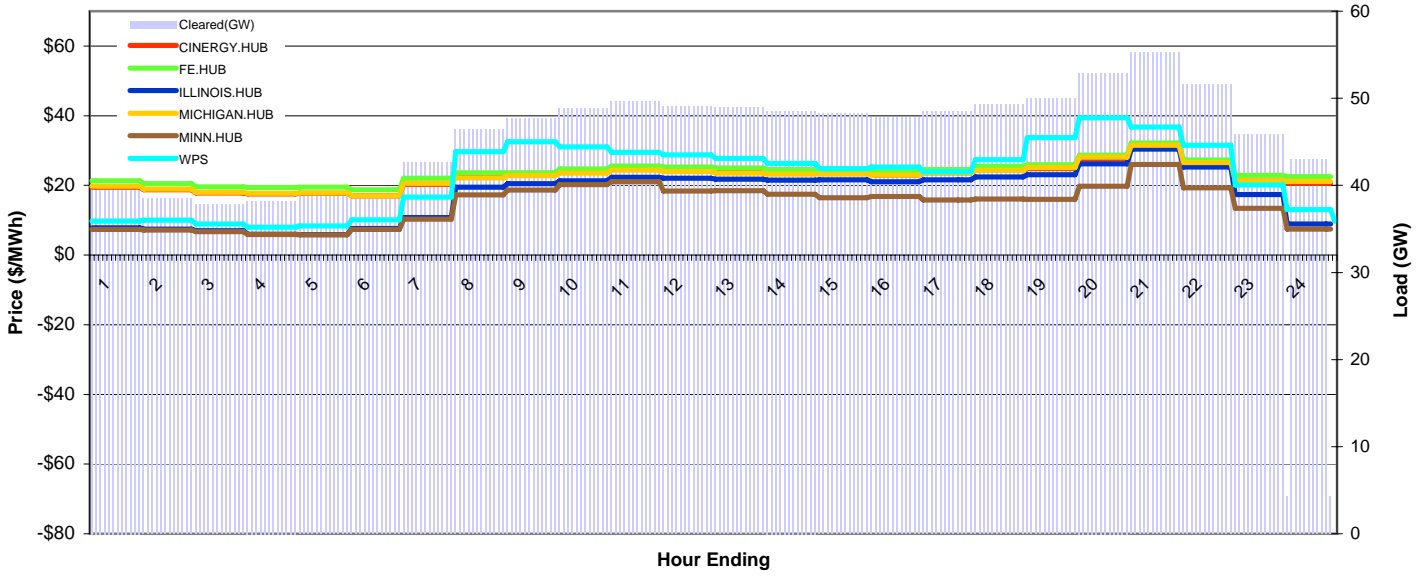
MISO Daily Report

Delivery Day: Sunday, May 17, 2009

Price Color Codes: ≤0 ≥100 ≥200

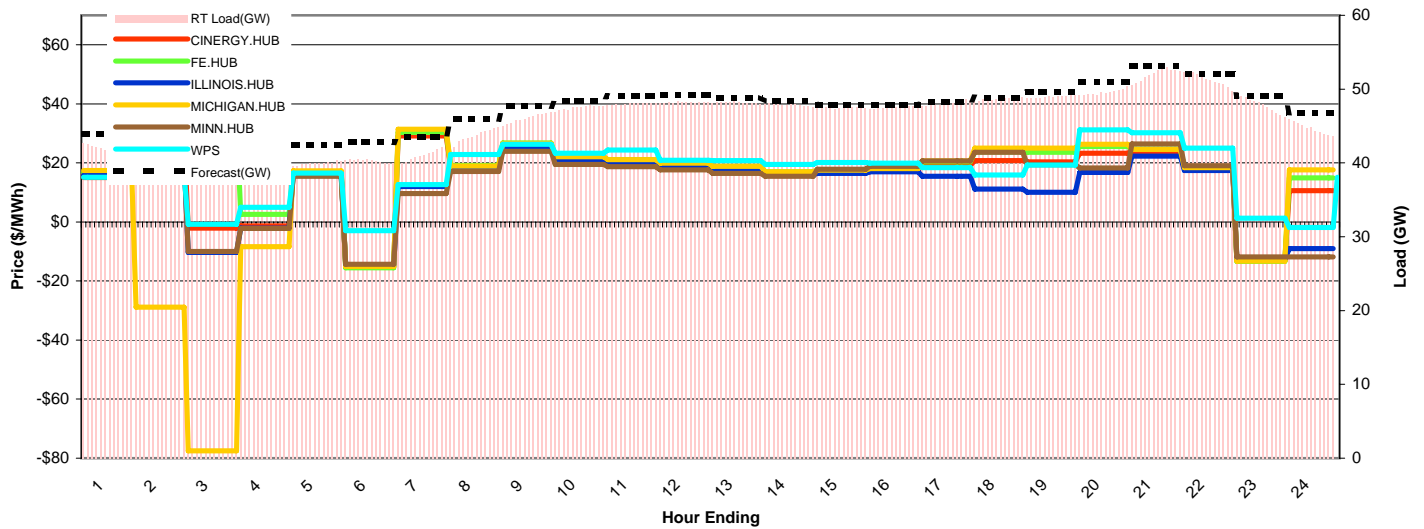
Day-Ahead Prices and Cleared Load

	HE1	HE2	HE3	HE4	HE5	HE6	HE7	HE8	HE9	HE10	HE11	HE12	HE13	HE14	HE15	HE16	HE17	HE18	HE19	HE20	HE21	HE22	HE23	HE24
CINERGY.HUB	19.50	18.74	17.85	17.58	17.70	16.99	20.34	23.08	22.99	23.90	24.68	24.37	24.00	23.69	23.47	23.00	23.59	24.41	24.82	27.57	30.89	26.01	21.23	20.59
FE.HUB	21.31	20.53	19.61	19.38	19.51	18.72	22.08	23.58	23.63	24.74	25.58	25.30	24.96	24.51	24.36	23.88	24.57	25.41	25.88	28.64	32.16	27.32	22.86	22.53
ILLINOIS.HUB	7.85	7.46	6.96	6.01	5.93	7.62	10.74	19.52	20.46	21.34	22.36	22.02	21.76	21.53	21.60	21.02	21.61	22.41	23.10	26.17	30.37	25.28	17.40	8.89
MICHIGAN.HUB	19.75	18.95	17.98	17.72	17.83	16.98	20.54	22.18	22.83	23.53	24.38	24.00	23.56	23.22	23.27	22.94	23.65	24.36	25.07	28.07	31.51	26.54	21.35	21.14
MINN.HUB	7.40	7.13	6.72	5.84	5.78	7.39	10.25	17.27	18.68	20.17	21.03	18.37	18.49	17.45	16.49	16.84	15.84	16.10	16.03	19.79	26.02	19.28	13.43	7.41
WPS	9.73	9.97	8.90	7.99	8.32	10.14	16.62	29.71	32.52	31.03	29.49	28.79	27.79	26.28	24.78	25.22	23.90	27.35	33.68	39.42	36.76	31.55	20.10	13.09
Cleared(GW)	40.2	38.5	37.8	38.2	38.8	38.8	42.6	46.4	47.7	48.9	49.6	49.1	48.9	48.5	48.2	47.8	48.5	49.3	50.0	52.9	55.3	51.6	45.8	4.3



Preliminary Real-Time Prices with Forecasted and Actual System Load

	HE1	HE2	HE3	HE4	HE5	HE6	HE7	HE8	HE9	HE10	HE11	HE12	HE13	HE14	HE15	HE16	HE17	HE18	HE19	HE20	HE21	HE22	HE23	HE24
CINERGY.HUB	16.36	28.88	-2.06	-1.28	16.45	-15.20	29.15	18.72	26.17	21.59	20.67	19.52	18.43	16.63	17.17	17.79	19.18	20.84	20.34	23.29	23.87	18.07	-13.00	10.58
FE.HUB	16.75	58.85	35.24	2.57	16.78	-15.49	30.34	19.14	26.76	22.09	21.14	20.01	18.89	17.05	17.62	18.27	20.39	23.71	23.56	25.56	24.66	18.48	-13.31	14.92
ILLINOIS.HUB	15.76	21.33	-10.28	-2.12	15.84	-14.63	11.99	17.95	25.08	20.67	19.79	18.71	17.66	15.95	16.45	17.02	15.47	11.12	10.06	16.77	22.36	17.45	-12.57	-8.98
MICHIGAN.HUB	17.41	-28.86	-77.46	-8.36	17.30	-15.05	31.47	18.97	26.65	22.06	21.14	19.96	18.81	16.96	17.50	18.13	20.68	25.02	25.07	26.34	24.61	18.43	-13.26	17.60
MINN.HUB	15.06	20.75	-9.98	-2.13	15.50	-14.31	9.68	17.15	23.94	19.54	18.69	17.60	16.50	15.53	17.85	18.85	20.72	23.58	19.38	18.35	26.38	19.11	-11.83	-11.79
WPS	15.17	16.42	-0.79	4.94	16.61	-2.99	12.70	22.88	26.34	23.33	24.35	20.95	20.81	19.51	20.19	19.90	18.38	15.96	19.26	31.18	30.24	25.06	1.30	-1.85
Forecasted(GW)	44.0	43.0	42.3	42.1	42.4	42.8	43.6	45.9	47.7	48.4	49.0	49.2	48.8	48.3	47.9	47.9	48.2	48.9	49.5	50.9	53.1	52.1	49.1	46.8
(RT) - (DA Load)	1.62	1.91	1.93	1.24	1.19	1.51	-1.54	-2.71	-1.59	-1.38	-1.59	-0.87	-0.73	-0.65	-0.75	-0.20	-0.46	-0.60	-0.98	-3.31	-3.29	-0.29	2.12	40.40



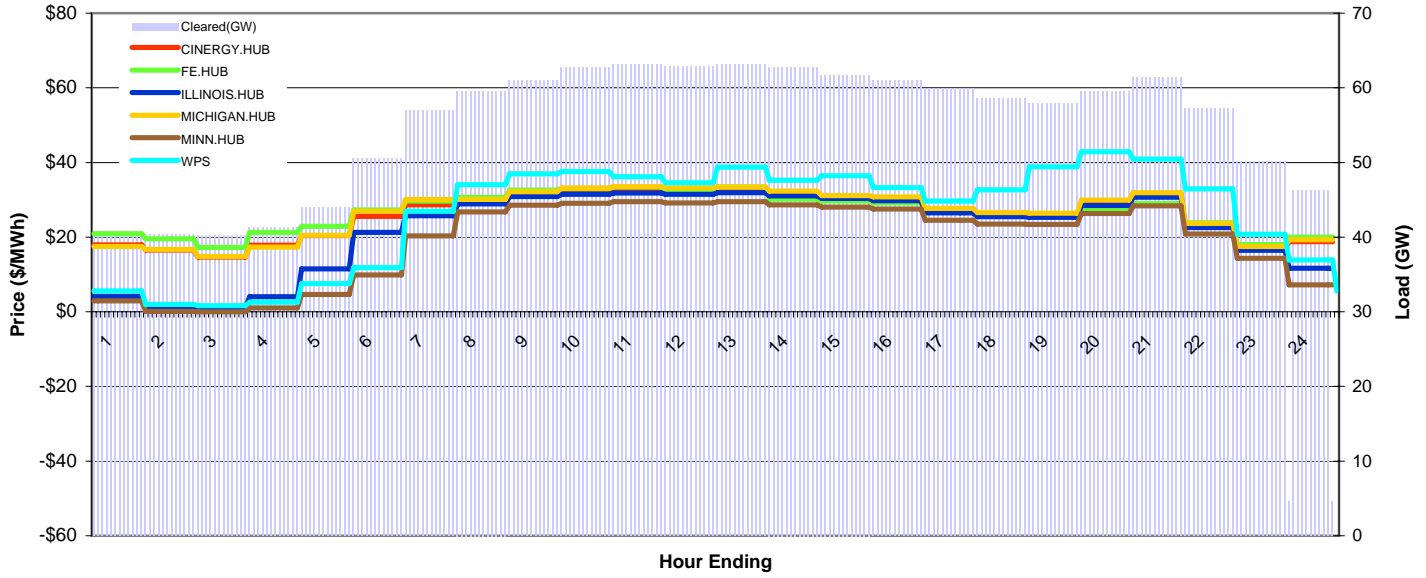
MISO Daily Report

Delivery Day: Monday, May 18, 2009

Price Color Codes: ≤0 ≥100 ≥200

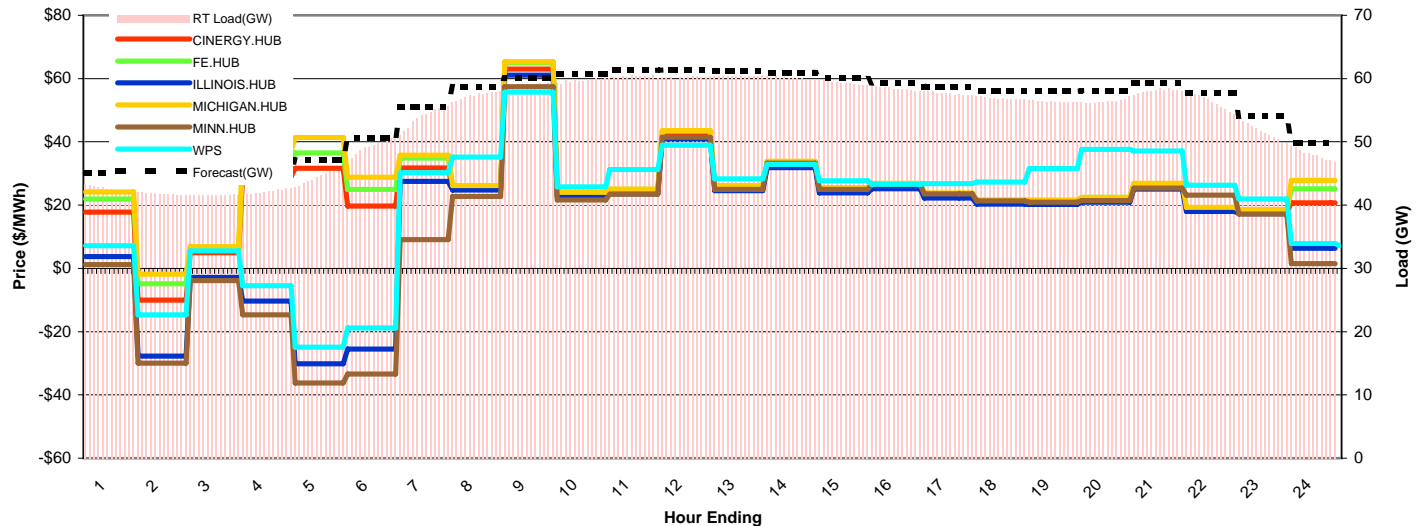
Day-Ahead Prices and Cleared Load

	HE1	HE2	HE3	HE4	HE5	HE6	HE7	HE8	HE9	HE10	HE11	HE12	HE13	HE14	HE15	HE16	HE17	HE18	HE19	HE20	HE21	HE22	HE23	HE24
CINERGY.HUB	17.93	16.58	14.68	17.88	20.41	25.60	28.66	29.38	31.33	31.92	32.35	31.98	32.39	31.59	30.95	30.28	26.94	25.83	25.73	28.96	31.35	22.91	17.13	18.76
FE.HUB	20.94	19.55	17.27	21.30	22.92	27.30	29.66	30.58	32.56	33.01	33.45	32.78	33.47	30.22	29.70	29.17	27.17	25.98	26.33	27.47	29.02	23.88	18.01	20.01
ILLINOIS.HUB	4.10	1.10	1.00	4.00	11.46	21.24	25.69	28.91	30.85	31.44	31.86	31.50	31.90	31.04	30.38	29.75	26.52	25.44	25.34	28.48	30.74	22.57	16.48	11.65
MICHIGAN.HUB	17.48	16.69	14.85	17.37	20.46	26.89	30.13	30.09	32.14	33.20	33.56	33.19	33.49	32.32	31.16	30.76	27.68	26.61	26.46	29.94	31.91	23.67	17.53	19.32
MINN.HUB	2.90	0.08	0.05	1.00	4.67	9.89	20.34	26.76	28.53	29.08	29.47	29.13	29.50	28.68	28.06	27.50	24.52	23.53	23.44	26.33	28.37	20.87	14.34	7.23
WPS	5.59	1.97	1.62	2.60	7.55	11.83	26.89	34.07	36.98	37.60	36.22	34.55	38.78	35.25	36.44	33.24	29.69	32.69	38.84	42.85	40.94	32.92	20.78	13.90
Cleared(GW)	40.6	40.3	40.2	41.2	44.0	50.5	57.0	59.6	61.0	62.7	63.1	62.9	63.1	62.8	61.7	60.9	59.9	58.5	57.9	59.5	61.4	57.2	50.1	4.6



Preliminary Real-Time Prices with Forecasted and Actual System Load

	HE1	HE2	HE3	HE4	HE5	HE6	HE7	HE8	HE9	HE10	HE11	HE12	HE13	HE14	HE15	HE16	HE17	HE18	HE19	HE20	HE21	HE22	HE23	HE24
CINERGY.HUB	17.80	-10.00	4.90	29.05	31.65	19.67	31.78	25.38	63.01	23.30	24.29	42.22	25.42	32.86	24.61	25.95	23.03	20.99	20.92	21.71	25.98	18.65	17.93	20.69
FE.HUB	21.97	-4.83	6.06	33.50	36.47	24.99	34.93	26.01	64.89	23.95	24.97	43.40	26.18	33.80	25.35	26.70	23.66	21.56	21.51	22.40	26.79	19.23	18.52	25.21
ILLINOIS.HUB	3.69	-27.71	-2.89	-10.33	-30.11	-25.54	27.50	24.75	61.11	22.54	23.54	40.93	24.54	31.85	23.86	25.13	22.29	20.28	20.21	20.94	25.05	18.04	17.28	6.31
MICHIGAN.HUB	24.19	-1.83	6.89	37.09	41.40	28.84	35.80	26.22	65.34	24.11	25.09	43.60	26.23	33.90	25.48	26.92	23.81	21.60	21.52	22.48	26.89	19.30	18.48	27.77
MINN.HUB	1.22	-29.92	-3.81	-14.71	-36.21	-33.36	9.13	22.79	57.44	21.63	23.43	41.41	24.97	33.26	25.01	26.48	23.54	21.28	20.97	21.43	25.38	23.19	17.22	1.49
WPS	7.17	-14.69	5.59	-5.49	-24.89	-18.86	30.19	35.20	55.68	25.75	31.28	38.93	28.34	32.91	27.73	26.62	26.76	27.30	31.52	37.58	37.14	26.27	21.96	7.90
Forecasted(GW)	45.1	44.3	44.2	44.9	47.2	50.6	55.5	58.7	60.1	60.8	61.3	61.3	61.2	60.9	60.1	59.3	58.7	58.1	58.0	58.1	59.3	57.8	54.0	49.9
(RT) - (DA Load)	2.07	1.50	1.43	0.93	0.56	-1.33	-3.05	-2.23	-2.13	-2.97	-2.84	-2.65	-2.74	-2.64	-2.40	-2.46	-2.18	-1.59	-1.47	-3.05	-3.32	-0.83	1.61	43.38



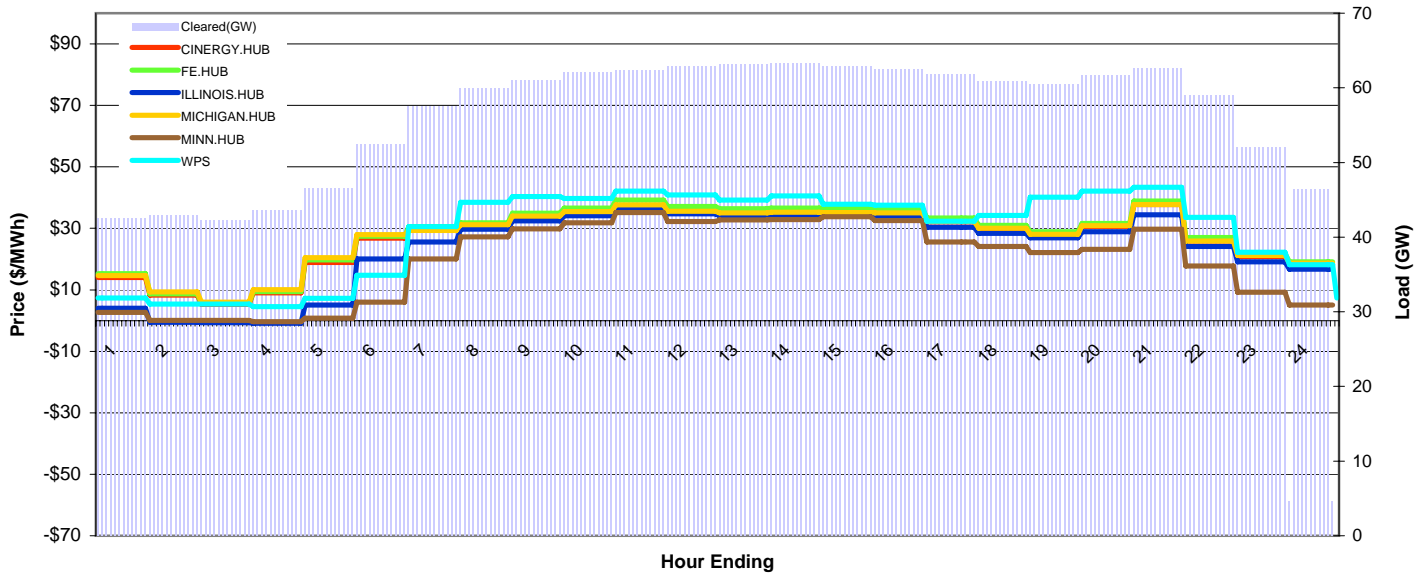
MISO Daily Report

Delivery Day: Tuesday, May 19, 2009

Price Color Codes: ≤0 ≥100 ≥200

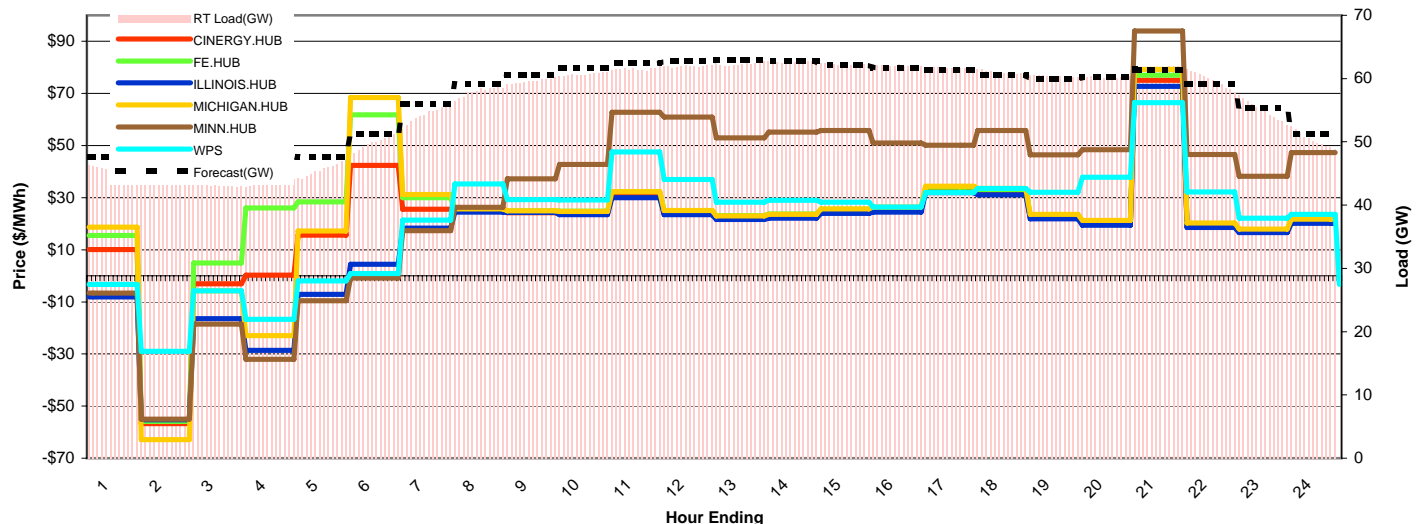
Day-Ahead Prices and Cleared Load

	HE1	HE2	HE3	HE4	HE5	HE6	HE7	HE8	HE9	HE10	HE11	HE12	HE13	HE14	HE15	HE16	HE17	HE18	HE19	HE20	HE21	HE22	HE23	HE24
CINERGY.HUB	14.00	8.28	5.31	9.01	18.87	26.78	29.48	30.52	33.42	34.95	37.43	35.43	34.85	35.01	35.01	35.01	32.15	29.80	27.76	30.53	37.75	25.90	20.81	18.20
FE.HUB	15.26	8.67	5.55	9.44	19.72	27.46	30.52	31.82	34.94	36.59	39.24	37.11	36.40	36.59	36.66	36.52	33.42	30.93	28.88	31.64	38.91	27.06	21.86	19.11
ILLINOIS.HUB	4.00	-0.53	-0.66	-0.89	5.01	20.01	25.52	29.73	32.45	34.09	36.59	34.71	34.15	34.30	34.30	33.85	30.36	28.38	26.92	28.91	34.38	24.06	19.16	16.70
MICHIGAN.HUB	14.63	9.34	5.96	10.03	20.49	27.95	29.29	31.19	34.00	35.41	37.65	35.57	35.07	35.21	35.11	35.01	32.18	30.03	28.04	30.83	37.78	25.83	21.17	18.65
MINN.HUB	2.68	0.01	0.01	-0.31	0.80	6.01	20.10	27.24	29.85	31.83	35.13	32.28	32.76	32.87	33.81	32.49	25.56	24.09	22.08	23.18	29.71	17.75	9.18	5.03
WPS	7.31	5.34	5.37	4.50	7.22	14.74	30.53	38.49	40.38	39.76	42.11	40.84	39.21	40.55	37.88	37.53	32.33	34.23	40.17	42.16	43.38	33.58	22.27	18.16
Cleared(GW)	42.5	42.9	42.3	43.6	46.5	52.4	57.5	59.9	61.0	62.1	62.4	62.9	63.2	63.3	62.9	62.4	61.8	60.9	60.4	61.6	62.6	59.0	51.9	4.6



Preliminary Real-Time Prices with Forecasted and Actual System Load

	HE1	HE2	HE3	HE4	HE5	HE6	HE7	HE8	HE9	HE10	HE11	HE12	HE13	HE14	HE15	HE16	HE17	HE18	HE19	HE20	HE21	HE22	HE23	HE24
CINERGY.HUB	10.08	-56.68	-3.07	0.25	15.61	42.38	25.56	24.98	24.21	24.09	31.21	24.12	22.26	22.79	24.70	25.28	32.95	32.04	22.46	20.03	75.05	19.18	17.23	20.97
FE.HUB	15.51	-55.82	4.90	26.11	28.40	61.83	29.98	25.69	24.94	24.79	32.34	25.07	23.13	23.67	25.57	26.11	33.98	33.00	23.18	20.71	76.99	19.70	17.67	21.51
ILLINOIS.HUB	-8.07	-55.26	-16.44	-28.58	-7.07	4.42	18.37	24.40	24.30	23.43	30.00	23.42	21.61	22.13	23.91	24.45	31.92	31.03	21.83	19.39	72.74	18.60	16.60	20.21
MICHIGAN.HUB	18.66	-62.90	-5.81	-23.00	17.24	68.47	31.22	25.68	24.96	24.67	32.31	25.02	22.98	23.56	25.66	26.46	34.43	33.50	23.64	21.23	79.19	20.28	17.94	21.75
MINN.HUB	-6.65	-54.97	-18.48	-32.10	-9.61	-0.87	17.28	26.36	37.28	42.79	62.83	60.98	52.99	55.17	55.72	50.94	50.16	55.76	46.46	48.45	93.96	46.57	38.22	47.29
WPS	-3.26	-28.94	-5.72	-16.65	-2.01	0.85	21.39	35.25	29.29	29.07	47.54	36.96	28.28	29.04	28.33	26.39	31.91	33.50	32.03	37.89	66.51	32.14	22.10	23.60
Forecasted(GW)	47.6	46.3	45.6	46.0	47.7	51.2	55.9	59.2	60.5	61.6	62.4	62.7	62.9	62.7	62.2	61.7	61.3	60.5	59.9	60.2	61.4	59.1	55.3	51.2
(RT) - (DA Load)	3.00	1.08	0.90	-0.12	-0.87	-2.59	-3.11	-2.00	-1.43	-1.37	-0.83	-0.89	-0.84	-0.63	-0.61	-0.35	-0.09	0.16	0.03	-1.37	-1.26	0.89	3.08	45.77



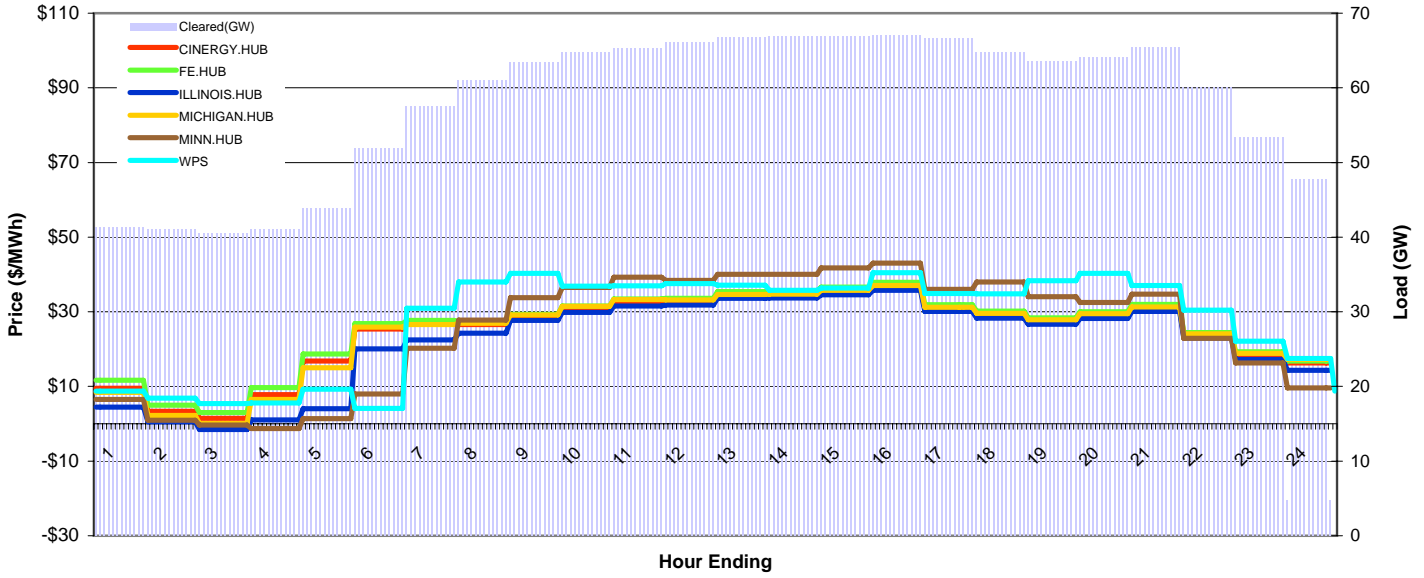
MISO Daily Report

Delivery Day: Wednesday, May 20, 2009

Price Color Codes: ≤0 ≥100 ≥200

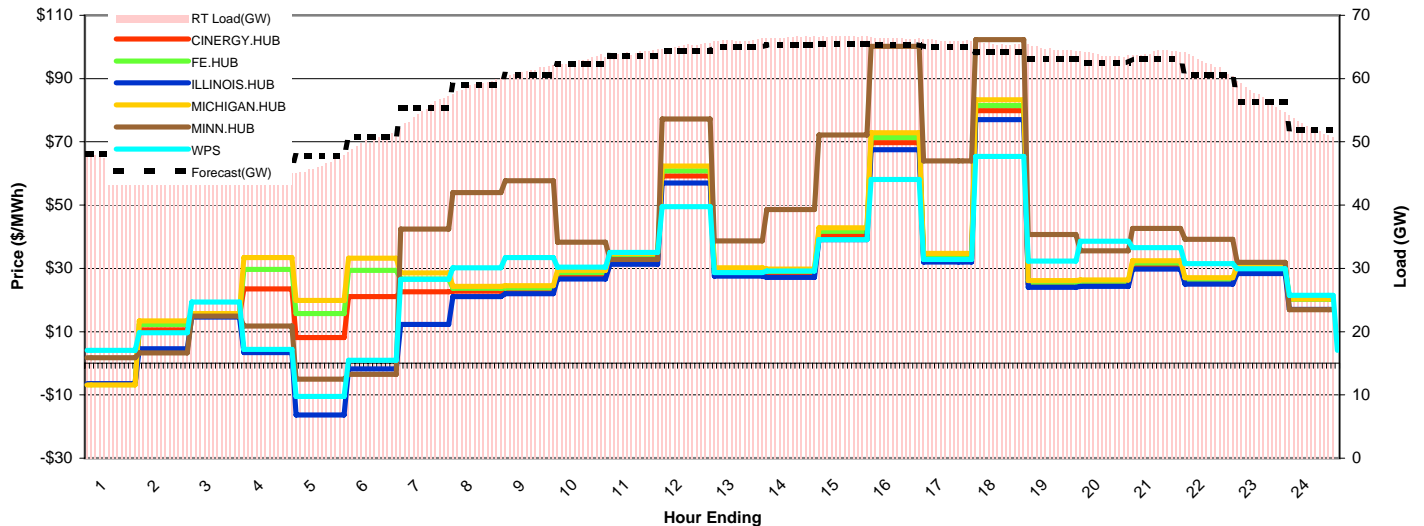
Day-Ahead Prices and Cleared Load

	HE1	HE2	HE3	HE4	HE5	HE6	HE7	HE8	HE9	HE10	HE11	HE12	HE13	HE14	HE15	HE16	HE17	HE18	HE19	HE20	HE21	HE22	HE23	HE24
CINERGY.HUB	9.52	3.36	1.46	7.79	16.80	25.36	26.84	26.60	28.07	30.24	32.00	32.18	33.98	34.09	35.06	36.44	30.59	28.90	27.22	28.77	30.65	23.46	18.35	16.27
FE.HUB	11.70	4.95	3.00	9.67	18.72	26.85	27.67	27.35	29.30	31.56	33.41	33.58	35.44	35.57	36.58	37.92	31.91	30.17	28.41	30.01	31.96	24.45	19.31	16.82
ILLINOIS.HUB	4.47	0.49	-1.52	1.02	4.02	20.09	22.45	24.25	27.70	29.84	31.59	31.79	33.59	33.68	34.58	35.76	30.13	28.26	26.65	28.19	30.12	22.99	17.27	14.36
MICHIGAN.HUB	8.38	2.24	0.12	6.54	14.98	25.87	26.60	26.96	29.15	31.47	33.29	33.16	34.68	34.77	35.75	37.05	31.25	29.57	27.85	29.46	31.32	24.07	18.83	17.22
MINN.HUB	6.56	0.99	-0.32	-1.32	1.37	7.99	20.25	27.75	33.78	36.51	39.23	38.45	40.01	40.01	41.73	43.04	36.05	37.97	34.07	32.54	34.70	22.89	16.27	9.62
WPS	8.79	6.82	5.43	5.61	9.26	4.10	30.97	38.00	40.33	36.91	36.98	37.53	37.14	35.74	36.39	40.51	34.90	34.83	38.30	40.28	37.00	30.47	22.13	17.48
Cleared(GW)	41.3	41.0	40.5	41.1	43.8	51.8	57.5	60.9	63.4	64.7	65.3	66.1	66.8	66.8	66.9	67.0	66.6	64.7	63.5	64.1	65.4	60.1	53.3	4.8



Preliminary Real-Time Prices with Forecasted and Actual System Load

	HE1	HE2	HE3	HE4	HE5	HE6	HE7	HE8	HE9	HE10	HE11	HE12	HE13	HE14	HE15	HE16	HE17	HE18	HE19	HE20	HE21	HE22	HE23	HE24
CINERGY.HUB	-6.64	10.57	15.16	23.54	8.13	21.11	22.60	22.76	23.02	27.78	32.67	59.20	28.65	28.20	40.59	69.75	33.17	79.83	25.02	25.30	31.00	25.98	29.50	20.36
FE.HUB	-6.77	12.29	15.57	29.66	15.72	29.39	26.67	23.74	23.82	28.63	33.68	60.88	29.48	29.07	41.73	71.39	33.95	81.45	25.60	25.89	31.71	26.51	30.11	20.28
ILLINOIS.HUB	-6.45	4.56	14.58	3.40	-16.34	-1.78	12.32	21.05	22.03	26.67	31.29	57.00	27.60	27.13	39.12	67.47	31.98	77.00	24.03	24.28	29.80	25.02	28.38	17.08
MICHIGAN.HUB	-6.80	13.43	15.69	33.38	19.88	33.22	28.54	24.37	24.48	29.42	34.69	62.40	30.20	29.83	42.82	72.84	34.70	83.29	26.18	26.39	32.38	27.10	30.66	20.42
MINN.HUB	1.81	3.23	14.89	11.76	-5.03	-3.45	42.46	53.93	57.71	38.26	32.80	77.24	38.71	48.59	72.19	100.18	64.02	102.34	40.69	35.53	42.64	39.24	31.89	16.94
WPS	4.11	9.64	19.38	4.35	-10.48	0.96	26.51	30.16	33.39	30.43	35.05	49.50	28.63	29.21	39.04	58.15	32.82	65.34	32.35	38.61	36.55	31.49	29.87	21.53
Forecasted(GW)	48.1	46.6	45.7	45.9	47.8	50.8	55.4	58.9	60.7	62.3	63.6	64.4	64.9	65.4	65.4	65.3	65.1	64.1	63.1	62.5	63.1	60.6	56.3	52.0
(RT) - (DA Load)	6.14	4.68	4.16	3.60	2.47	-1.58	-2.53	-1.93	-2.22	-1.73	-1.15	-0.84	-0.71	-0.30	-0.24	-0.61	-0.49	0.84	1.27	-0.25	-1.25	2.23	3.83	47.56



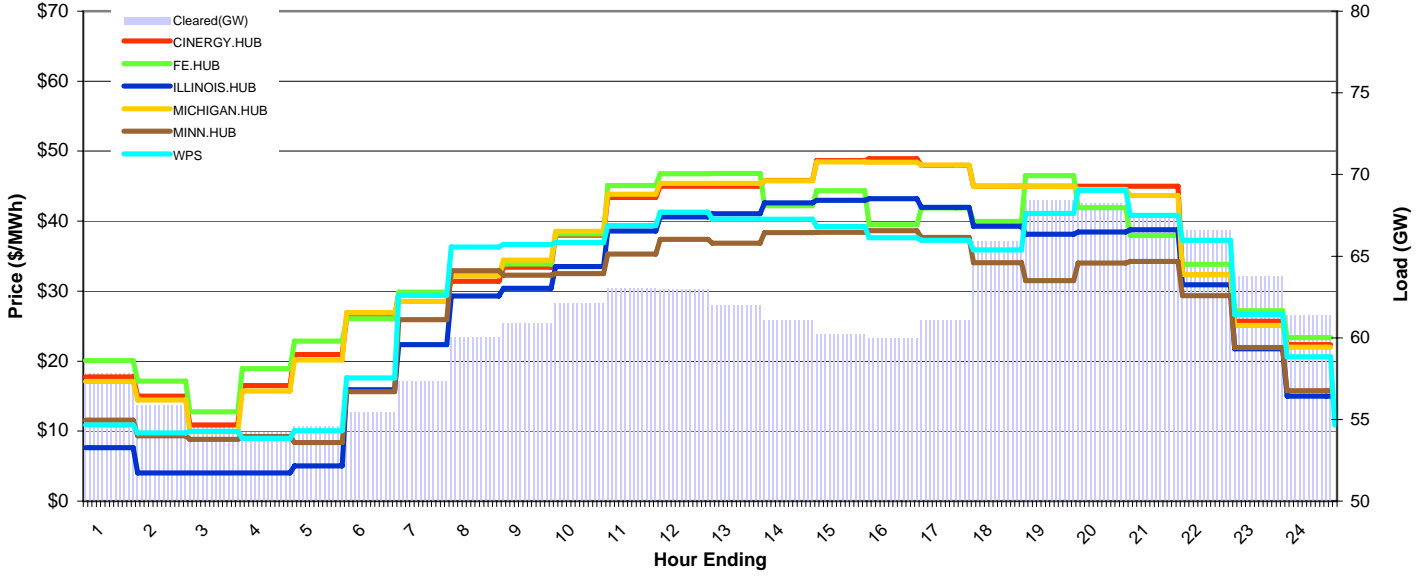
MISO Daily Report

Delivery Day: Thursday, May 21, 2009

Price Color Codes: <=0 >=100 >=200

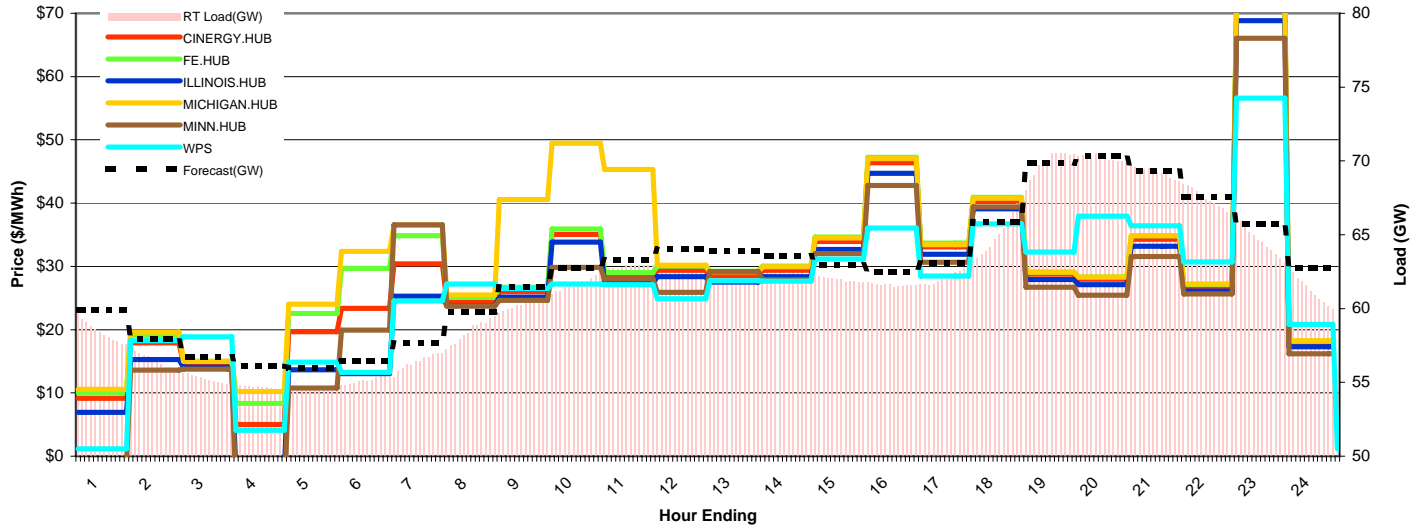
Day-Ahead Prices and Cleared Load

	HE1	HE2	HE3	HE4	HE5	HE6	HE7	HE8	HE9	HE10	HE11	HE12	HE13	HE14	HE15	HE16	HE17	HE18	HE19	HE20	HE21	HE22	HE23	HE24
CINERGY.HUB	17.73	15.00	10.90	16.51	20.96	26.20	29.66	31.41	33.41	38.01	43.40	45.01	45.01	45.82	48.67	48.91	47.97	45.01	45.01	45.01	45.01	32.35	25.68	22.34
FE.HUB	20.06	17.16	12.77	18.91	22.86	26.07	29.86	32.51	33.87	38.18	45.07	46.78	46.81	42.20	44.33	39.51	41.90	39.96	46.52	41.92	37.95	33.85	27.20	23.37
ILLINOIS.HUB	7.62	4.01	4.01	4.02	5.02	15.90	22.37	29.31	30.40	33.50	38.61	40.59	41.06	42.62	43.00	43.22	41.97	39.26	38.11	38.47	38.76	30.92	21.77	15.00
MICHIGAN.HUB	17.12	14.45	9.90	15.73	20.17	26.93	28.51	32.17	34.44	38.54	43.86	45.40	45.42	45.76	48.47	48.41	48.00	44.98	44.96	44.54	43.66	32.37	25.11	22.01
MINN.HUB	11.57	9.33	8.82	9.25	8.36	15.65	25.93	32.93	32.26	32.53	35.31	37.41	36.84	38.37	38.39	38.63	37.69	34.06	31.48	34.03	34.26	29.34	21.96	15.77
WPS	10.89	9.72	9.95	8.95	10.05	17.60	29.39	36.31	36.68	36.93	39.37	41.29	40.26	40.27	39.25	37.63	37.25	35.88	41.10	44.39	40.83	37.25	26.67	20.61
Cleared(GW)	57.8	55.8	54.6	54.2	54.6	55.5	57.3	60.0	60.9	62.1	63.0	63.0	62.0	61.1	60.2	60.0	61.0	65.9	68.4	68.2	67.6	66.6	63.7	61.3



Preliminary Real-Time Prices with Forecasted and Actual System Load

	HE1	HE2	HE3	HE4	HE5	HE6	HE7	HE8	HE9	HE10	HE11	HE12	HE13	HE14	HE15	HE16	HE17	HE18	HE19	HE20	HE21	HE22	HE23	HE24
CINERGY.HUB	9.14	17.91	14.69	4.99	19.66	23.39	30.40	24.51	25.99	35.06	28.36	29.37	28.52	29.38	33.93	46.37	33.08	40.34	28.77	27.96	34.30	26.74	70.85	17.84
FE.HUB	10.00	19.11	14.99	8.34	22.54	29.68	34.85	25.08	26.71	35.91	29.04	30.04	29.23	30.04	34.66	47.26	33.68	40.91	29.10	28.32	34.84	27.15	71.80	18.10
ILLINOIS.HUB	6.92	15.25	14.05	-2.50	13.65	13.03	25.31	23.77	25.14	33.82	27.36	28.35	27.51	28.35	32.68	44.71	31.89	39.12	27.91	27.10	33.19	26.09	68.84	17.28
MICHIGAN.HUB	10.56	19.63	15.04	10.21	24.01	32.38	36.53	25.48	40.58	49.47	45.32	30.19	29.14	29.94	34.47	47.04	33.43	40.78	29.08	28.34	34.84	27.23	72.36	18.24
MINN.HUB	-1.14	13.61	13.75	-6.15	10.75	19.94	36.58	23.70	24.65	29.82	28.03	25.91	29.16	27.89	32.01	42.78	30.63	39.42	26.73	25.46	31.57	25.65	66.08	16.17
WPS	1.17	18.26	18.84	4.11	14.88	13.26	24.53	27.21	26.51	27.21	27.11	24.91	27.71	27.68	31.17	36.08	28.46	36.70	32.26	37.92	36.41	30.69	56.60	20.86
Forecasted(GW)	59.9	57.9	56.7	56.1	56.0	56.4	57.7	59.8	61.5	62.7	63.3	64.0	63.9	63.6	62.9	62.5	63.1	65.9	69.9	70.3	69.3	67.5	65.7	62.7
(RT) - (DA Load)	0.56	0.64	0.56	0.45	0.03	-0.34	-0.97	-1.57	-0.63	-0.41	-0.17	-0.28	0.55	1.32	1.72	1.60	1.05	-0.85	1.40	1.95	1.66	0.84	0.85	-0.07



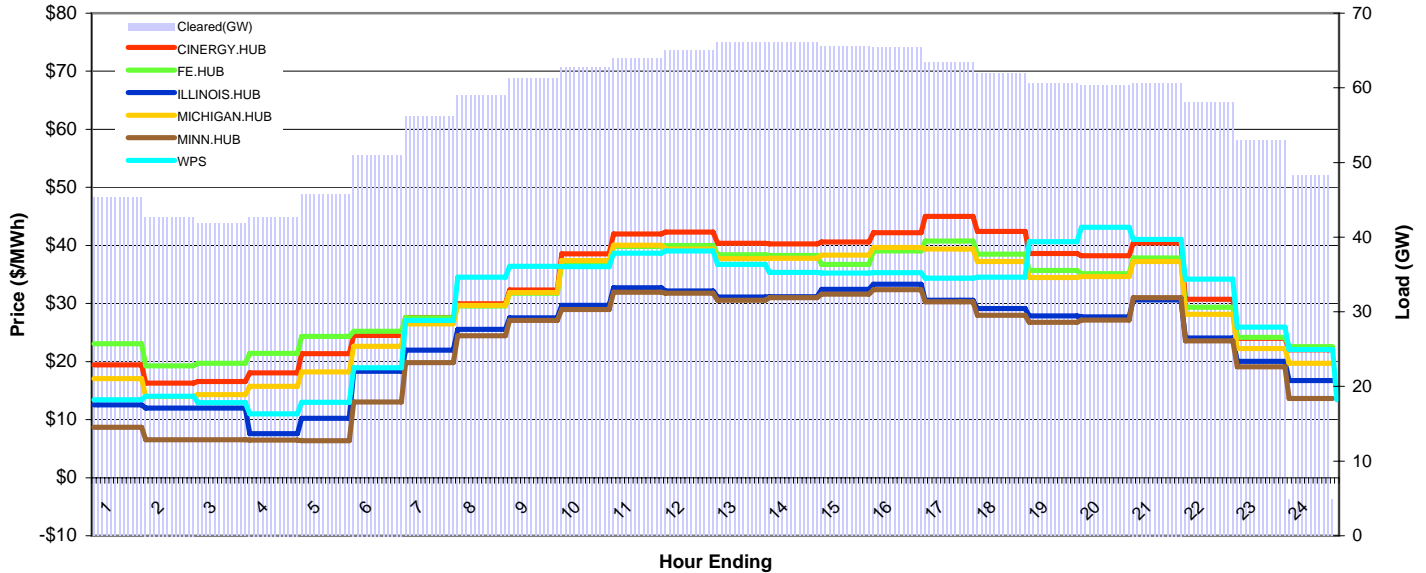
MISO Daily Report

Delivery Day: Friday, May 22, 2009

Price Color Codes: ≤0 ≥100 ≥200

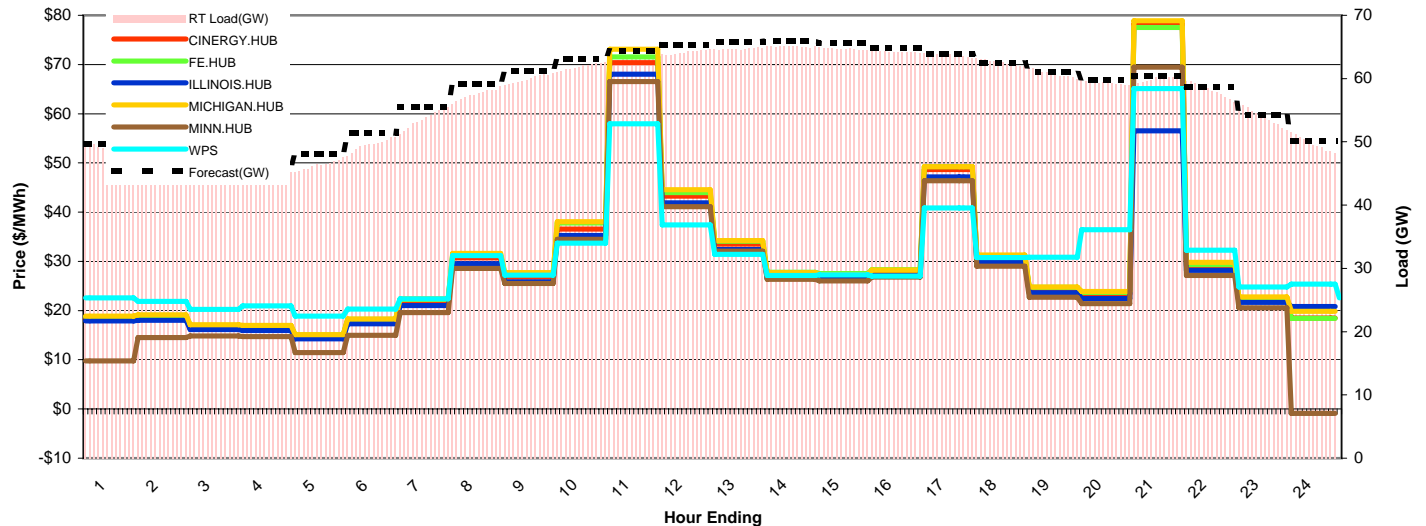
Day-Ahead Prices and Cleared Load

	HE1	HE2	HE3	HE4	HE5	HE6	HE7	HE8	HE9	HE10	HE11	HE12	HE13	HE14	HE15	HE16	HE17	HE18	HE19	HE20	HE21	HE22	HE23	HE24
CINERGY.HUB	19.42	16.30	16.59	18.03	21.37	24.51	27.56	29.94	32.35	38.57	41.95	42.28	40.39	40.28	40.60	42.18	45.03	42.42	38.62	38.21	40.43	30.71	24.03	22.00
FE.HUB	23.06	19.27	19.68	21.40	24.33	25.20	27.52	29.59	31.80	36.84	39.80	39.98	38.38	38.29	36.72	39.03	40.75	38.49	35.70	35.15	37.84	29.37	24.18	22.56
ILLINOIS.HUB	12.55	12.01	12.01	7.56	10.24	18.34	21.94	25.57	27.52	29.68	32.74	32.15	31.13	31.19	32.46	33.32	30.55	29.13	27.87	27.67	30.63	24.06	20.01	16.72
MICHIGAN.HUB	17.08	13.99	14.31	15.72	18.20	22.65	26.50	29.66	31.91	37.38	40.05	39.36	37.73	37.77	38.33	39.64	39.37	37.24	34.46	34.63	37.21	28.14	22.25	19.68
MINN.HUB	8.68	6.51	6.51	6.50	6.37	13.01	19.80	24.42	27.10	28.94	31.93	31.79	30.57	30.99	31.60	32.36	30.27	28.00	26.77	27.17	31.01	23.56	19.09	13.65
WPS	13.44	14.04	12.92	10.99	13.00	18.92	27.07	34.55	36.41	36.35	38.66	39.05	36.72	35.36	35.25	35.31	34.38	34.51	40.65	43.15	41.04	34.22	25.93	22.08
Cleared(GW)	45.3	42.7	41.8	42.7	45.7	51.0	56.1	59.0	61.3	62.8	63.9	65.0	66.0	66.1	65.6	65.4	63.3	61.9	60.6	60.3	60.7	58.0	52.9	4.8



Preliminary Real-Time Prices with Forecasted and Actual System Load

	HE1	HE2	HE3	HE4	HE5	HE6	HE7	HE8	HE9	HE10	HE11	HE12	HE13	HE14	HE15	HE16	HE17	HE18	HE19	HE20	HE21	HE22	HE23	HE24
CINERGY.HUB	18.50	18.73	16.77	16.67	14.88	18.00	21.91	30.72	26.80	36.55	70.40	43.29	33.52	27.35	27.14	27.91	48.66	30.88	24.49	23.38	78.22	29.05	22.38	18.46
FE.HUB	18.76	18.98	16.98	16.87	15.05	18.20	22.25	31.32	27.38	37.77	71.56	44.00	34.11	27.78	27.52	28.30	49.24	31.17	24.71	23.71	77.56	29.31	22.61	18.44
ILLINOIS.HUB	17.90	18.01	16.13	15.97	14.28	17.28	21.05	29.56	25.84	35.25	68.05	41.87	32.41	26.52	26.32	27.04	47.13	29.89	23.63	22.48	56.51	28.14	21.70	20.83
MICHIGAN.HUB	18.87	19.13	17.12	17.00	15.12	18.32	22.40	31.63	27.74	38.03	73.12	44.59	34.22	27.73	27.33	28.21	49.24	31.32	24.78	23.87	78.87	29.83	22.76	19.86
MINN.HUB	9.75	14.49	14.83	14.68	11.44	14.94	19.59	28.58	25.51	34.47	66.57	41.13	32.08	26.35	26.01	26.81	46.40	29.03	22.70	21.40	69.44	27.16	20.57	-0.91
WPS	22.60	21.87	20.24	20.96	18.86	20.31	22.35	31.14	27.20	33.67	57.93	37.41	31.44	27.14	27.24	26.98	40.87	30.80	30.83	36.40	65.12	32.24	24.80	25.40
Forecasted(GW)	49.7	47.7	46.5	46.4	48.0	51.3	55.5	59.1	61.2	63.0	64.4	65.3	65.9	66.0	65.6	64.8	63.9	62.4	61.1	59.8	60.4	58.7	54.3	50.2
(RT) - (DA Load)	3.54	4.03	3.65	2.41	0.59	-1.47	-2.52	-1.52	-1.32	-0.84	-0.68	-0.86	-1.33	-1.00	-0.87	-1.18	0.42	0.66	0.23	-0.88	-0.71	0.12	1.11	44.93



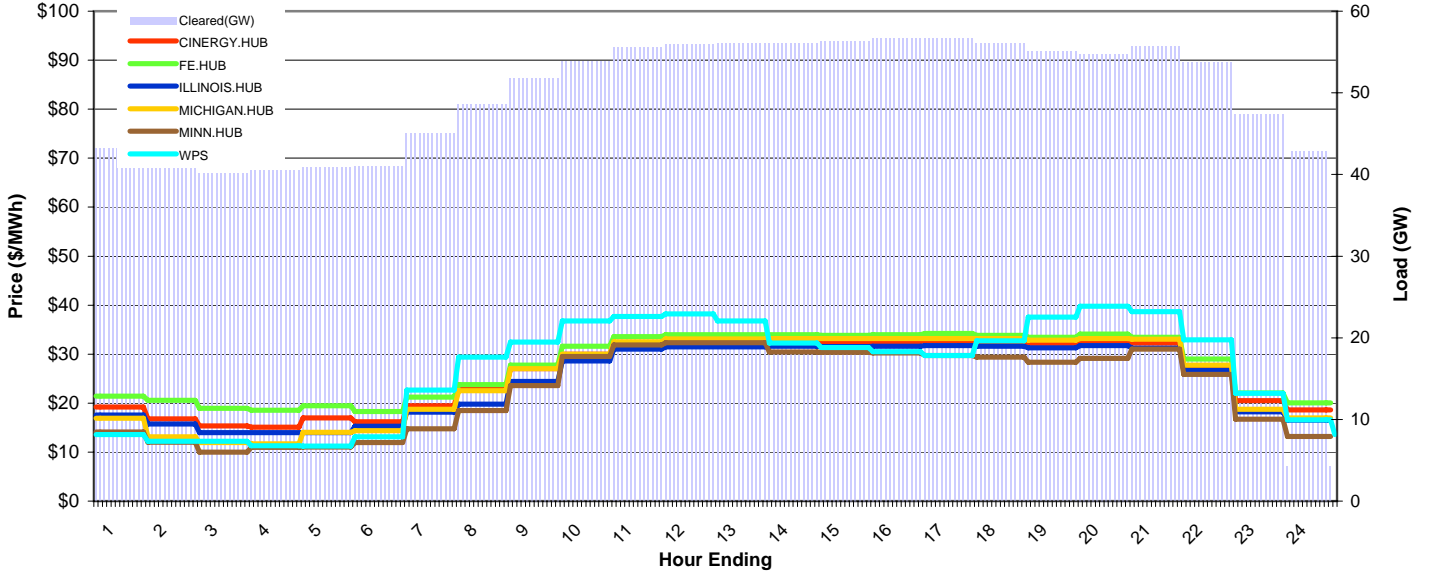
MISO Daily Report

Delivery Day: Saturday, May 23, 2009

Price Color Codes: ≤0 ≥100 ≥200

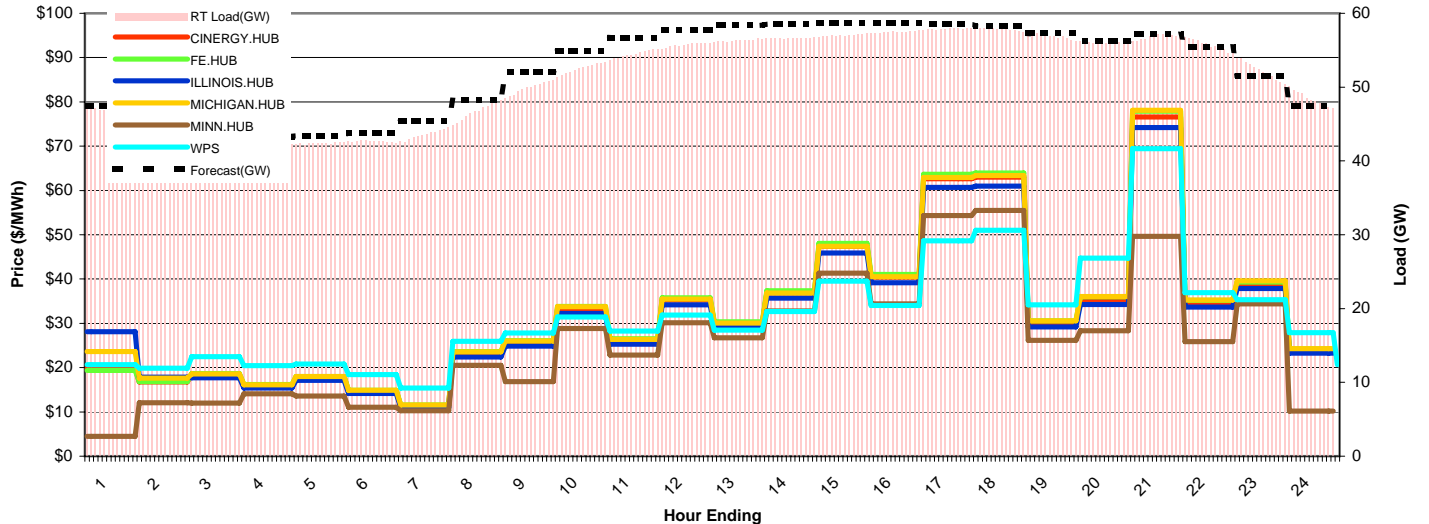
Day-Ahead Prices and Cleared Load

	HE1	HE2	HE3	HE4	HE5	HE6	HE7	HE8	HE9	HE10	HE11	HE12	HE13	HE14	HE15	HE16	HE17	HE18	HE19	HE20	HE21	HE22	HE23	HE24
CINERGY.HUB	19.21	16.81	15.38	15.06	16.98	16.22	19.45	23.09	27.04	29.99	32.08	32.55	32.54	32.61	32.53	32.61	32.74	32.56	32.22	32.71	32.25	27.56	20.52	18.62
FE.HUB	21.43	20.55	18.91	18.53	19.46	18.29	21.26	23.76	27.74	31.61	33.59	33.99	33.96	33.99	33.82	33.98	34.20	33.82	33.42	34.11	33.45	28.97	22.05	20.04
ILLINOIS.HUB	17.54	15.77	14.00	14.00	14.00	15.29	18.15	19.78	24.44	28.58	31.05	31.50	31.49	31.61	31.53	31.62	31.76	31.59	31.28	31.75	31.24	26.72	18.20	16.51
MICHIGAN.HUB	16.91	13.15	11.95	11.67	14.05	14.34	18.75	22.55	27.06	29.96	32.55	33.13	33.13	33.15	33.16	33.15	33.15	33.17	32.83	33.16	33.02	27.75	18.72	16.95
MINN.HUB	14.14	12.00	10.00	11.00	11.06	11.96	14.76	18.50	23.55	29.54	31.88	32.36	32.34	30.45	30.40	30.27	29.70	29.41	28.32	29.16	31.00	25.86	16.74	13.18
WPS	13.59	12.25	12.21	11.32	11.26	13.13	22.66	29.37	32.49	36.79	37.71	38.19	36.76	32.26	31.37	30.53	29.71	32.72	37.54	39.77	38.64	32.94	22.02	16.58
Cleared(GW)	43.1	41.5	40.1	40.5	40.8	41.0	45.0	48.6	51.8	53.9	55.5	55.9	56.1	56.0	56.4	56.7	56.6	56.0	55.1	54.8	55.7	53.7	47.3	4.3



Preliminary Real-Time Prices with Forecasted and Actual System Load

	HE1	HE2	HE3	HE4	HE5	HE6	HE7	HE8	HE9	HE10	HE11	HE12	HE13	HE14	HE15	HE16	HE17	HE18	HE19	HE20	HE21	HE22	HE23	HE24
CINERGY.HUB	19.79	16.74	18.41	15.96	17.77	14.67	11.41	23.24	25.63	33.26	26.11	35.28	29.98	36.85	47.41	40.47	62.68	62.99	30.11	35.37	76.60	34.61	38.77	23.90
FE.HUB	19.35	16.83	18.63	16.15	18.00	14.85	11.58	23.64	26.06	33.81	26.50	35.77	30.37	37.33	48.03	41.05	63.62	63.94	30.54	35.95	77.90	35.16	39.29	24.23
ILLINOIS.HUB	28.08	17.86	17.70	15.37	17.12	14.13	11.00	22.39	24.88	32.26	25.32	34.16	29.04	35.66	45.87	39.15	60.67	60.97	29.17	34.28	74.18	33.70	37.87	23.29
MICHIGAN.HUB	23.62	17.66	18.57	16.11	17.99	14.85	11.53	23.52	26.00	33.75	26.38	35.50	30.06	36.87	47.40	40.51	62.90	63.35	30.53	36.04	78.08	35.26	39.57	24.30
MINN.HUB	4.51	12.10	11.98	14.09	13.56	11.07	10.29	20.52	16.85	28.82	22.85	30.13	26.73	32.79	41.33	34.38	54.37	55.50	26.14	28.29	49.63	25.85	34.37	10.18
WPS	20.68	19.85	22.49	20.48	20.78	18.41	15.39	25.90	27.83	31.45	28.28	31.85	28.50	32.69	39.55	34.06	48.64	51.01	34.18	44.74	69.47	36.95	35.32	27.92
Forecasted(GW)	47.4	45.4	44.0	43.3	43.5	43.8	45.4	48.2	52.1	54.8	56.7	57.8	58.4	58.6	58.6	58.7	58.6	58.2	57.3	56.3	57.2	55.5	51.5	47.5
(RT) - (DA Load)	3.26	2.70	2.80	1.75	1.56	1.69	-1.46	-1.88	-1.96	-1.35	-1.09	-0.26	0.22	0.61	0.62	0.76	1.25	1.80	1.82	1.29	1.13	2.00	4.87	44.13



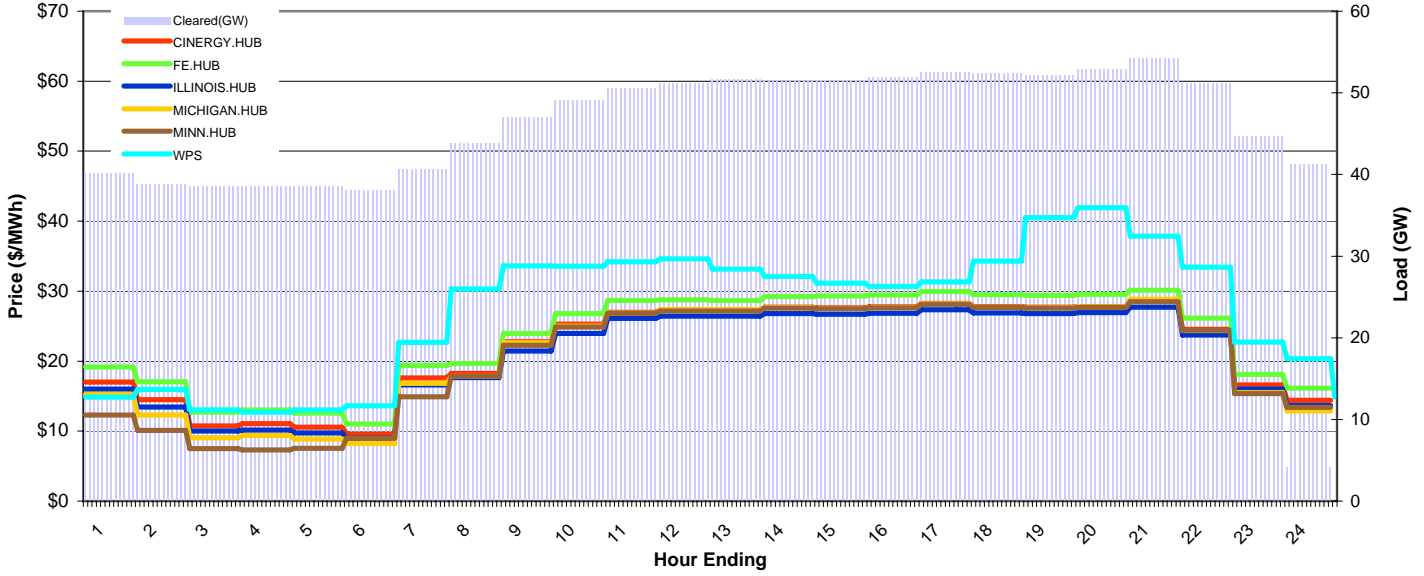
MISO Daily Report

Delivery Day: Sunday, May 24, 2009

Price Color Codes: ≤0 ≥100 ≥200

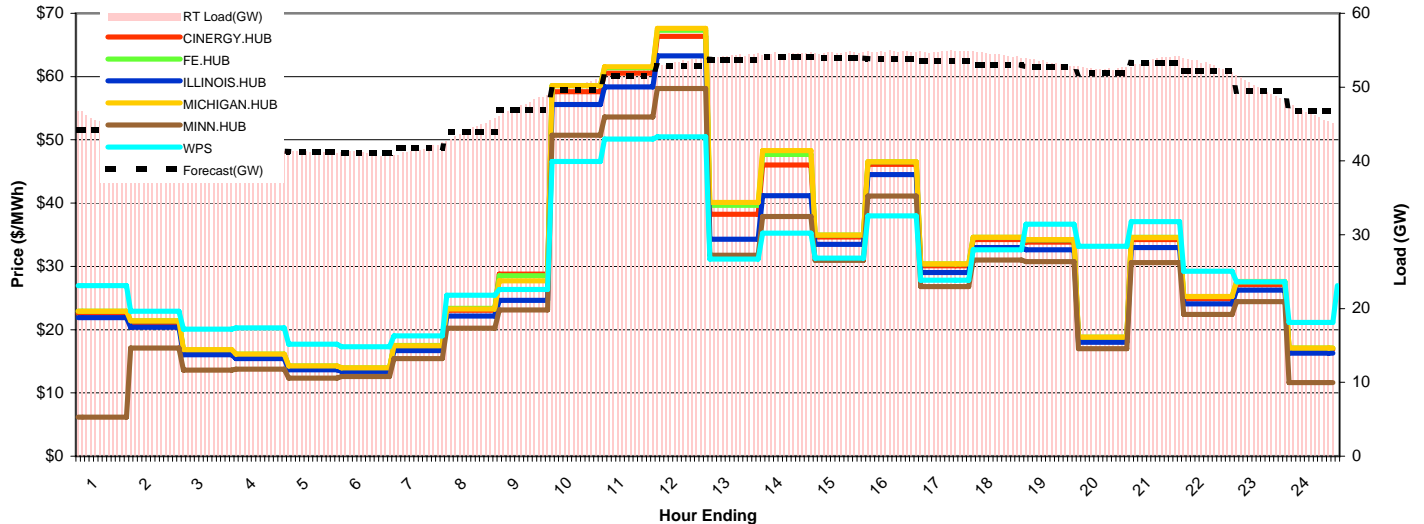
Day-Ahead Prices and Cleared Load

	HE1	HE2	HE3	HE4	HE5	HE6	HE7	HE8	HE9	HE10	HE11	HE12	HE13	HE14	HE15	HE16	HE17	HE18	HE19	HE20	HE21	HE22	HE23	HE24
CINERGY.HUB	17.00	14.49	10.75	11.06	10.58	9.56	17.62	18.23	22.75	25.29	26.98	27.31	27.30	27.70	27.60	27.74	28.25	27.78	27.70	27.82	28.62	24.54	16.59	14.38
FE.HUB	19.15	17.06	12.72	13.05	12.57	11.02	19.40	19.66	23.94	26.80	28.66	28.77	28.67	29.23	29.30	29.44	29.97	29.48	29.40	29.53	30.12	26.15	18.12	16.16
ILLINOIS.HUB	15.99	13.45	10.01	10.13	9.72	8.99	16.58	17.65	21.46	23.98	26.11	26.44	26.42	26.81	26.72	26.85	27.34	26.88	26.81	26.93	27.70	23.75	16.00	13.67
MICHIGAN.HUB	15.25	12.31	9.04	9.37	8.87	8.25	16.81	17.83	22.64	25.02	26.88	27.38	27.37	27.66	27.53	27.67	28.20	27.71	27.63	27.76	28.86	24.36	15.48	12.90
MINN.HUB	12.31	10.10	7.48	7.30	7.55	9.00	14.92	17.81	22.28	24.85	26.84	27.18	27.16	27.56	27.46	27.60	28.11	27.64	27.56	27.68	28.48	24.42	15.38	13.38
WPS	14.85	15.94	13.01	12.72	13.01	13.62	22.69	30.33	33.62	33.55	34.21	34.59	33.16	32.11	31.15	30.69	31.30	34.28	40.53	41.92	37.88	33.41	22.73	20.37
Cleared(GW)	40.1	38.8	38.6	38.5	38.5	38.0	40.7	43.8	46.9	49.0	50.5	51.2	51.6	51.4	51.5	51.9	52.5	52.4	52.2	52.9	54.2	51.1	44.7	4.1



Preliminary Real-Time Prices with Forecasted and Actual System Load

	HE1	HE2	HE3	HE4	HE5	HE6	HE7	HE8	HE9	HE10	HE11	HE12	HE13	HE14	HE15	HE16	HE17	HE18	HE19	HE20	HE21	HE22	HE23	HE24
CINERGY.HUB	22.60	21.08	16.58	15.96	14.11	13.86	17.32	23.04	28.78	57.61	60.56	66.34	38.25	46.01	34.67	46.12	30.09	34.25	33.86	18.62	34.22	24.89	27.13	16.88
FE.HUB	22.91	21.38	16.79	16.11	14.24	13.97	17.52	23.36	28.51	58.57	61.42	67.30	39.67	47.71	34.93	46.54	30.39	34.60	34.19	18.80	34.61	25.22	27.54	17.10
ILLINOIS.HUB	21.92	20.36	16.03	15.42	13.65	13.42	16.68	22.15	24.64	55.57	58.38	63.28	34.31	41.15	33.46	44.49	29.01	32.98	32.61	17.99	32.97	24.06	26.27	16.31
MICHIGAN.HUB	22.90	21.38	16.83	16.15	14.28	13.96	17.44	23.25	27.73	58.57	61.54	67.63	40.10	48.30	34.96	46.53	30.41	34.59	34.23	18.80	34.56	25.26	27.62	17.10
MINN.HUB	6.15	17.08	13.63	13.76	12.33	12.61	15.41	20.21	23.12	50.72	53.62	58.11	31.76	37.86	30.94	41.13	26.82	31.00	30.75	16.98	30.62	22.40	24.43	11.63
WPS	26.96	22.89	20.07	20.29	17.68	17.31	19.04	25.43	26.37	46.59	50.10	50.49	31.15	35.26	31.30	37.99	27.83	32.64	36.66	33.17	37.07	29.22	27.59	21.16
Forecasted(GW)	44.2	43.0	41.9	41.4	41.3	41.0	41.8	44.0	46.9	49.6	51.5	52.9	53.7	54.1	54.0	53.9	53.6	53.0	52.7	51.9	53.3	52.2	49.4	46.8
(RT) - (DA Load)	5.29	4.57	3.64	2.94	2.70	2.95	0.80	0.45	0.66	1.11	1.61	2.26	2.64	3.10	3.15	2.90	2.35	1.98	1.20	-0.33	-0.61	1.92	5.12	42.26



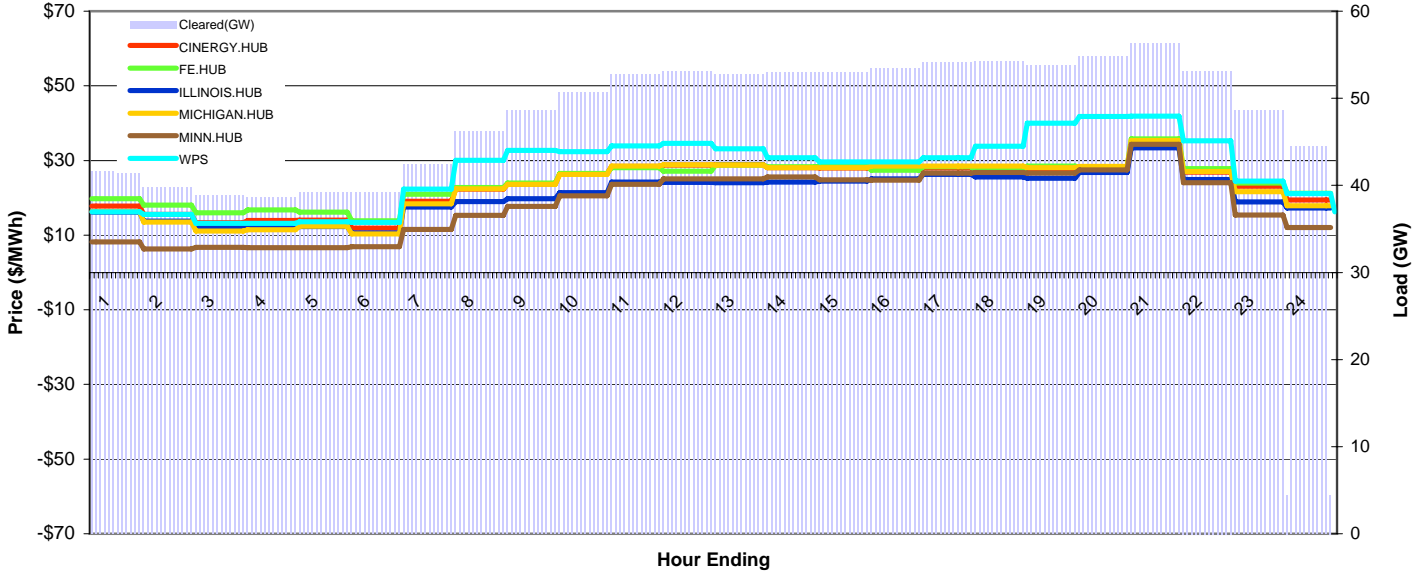
MISO Daily Report

Delivery Day: Monday, May 25, 2009

Price Color Codes: ≤0 ≥100 ≥200

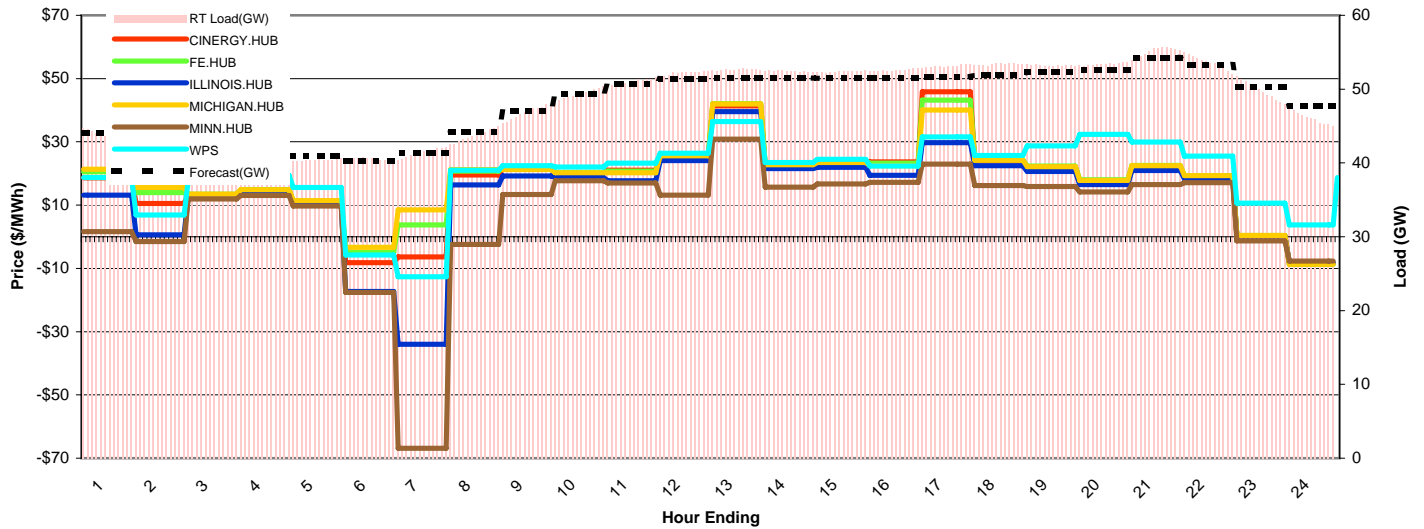
Day-Ahead Prices and Cleared Load

	HE1	HE2	HE3	HE4	HE5	HE6	HE7	HE8	HE9	HE10	HE11	HE12	HE13	HE14	HE15	HE16	HE17	HE18	HE19	HE20	HE21	HE22	HE23	HE24
CINERGY.HUB	17.77	15.55	13.36	13.92	14.00	11.90	19.07	22.30	23.70	26.47	28.40	28.77	28.88	28.04	28.03	28.06	27.97	27.89	27.82	27.71	34.52	26.87	23.12	19.46
FE.HUB	19.76	18.06	15.98	16.72	16.14	13.83	20.95	22.75	23.94	26.54	28.12	27.13	28.75	28.37	28.39	27.37	28.31	27.33	28.51	28.27	35.77	27.79	24.00	21.21
ILLINOIS.HUB	16.14	13.78	12.01	12.12	12.27	10.56	17.51	19.02	19.76	21.38	24.20	24.17	24.04	24.26	24.48	25.07	26.25	25.57	25.26	26.76	33.40	24.94	18.93	17.31
MICHIGAN.HUB	16.35	13.53	11.10	11.47	12.37	10.35	18.38	22.42	23.66	26.26	28.52	28.87	28.74	28.05	28.08	28.50	28.53	28.49	28.08	28.45	35.40	27.08	21.62	17.90
MINN.HUB	8.19	6.30	6.74	6.65	6.68	6.88	11.55	15.32	17.70	20.49	23.63	25.09	25.04	25.61	24.80	24.77	26.65	26.82	26.60	27.50	34.30	24.01	15.40	12.06
WPS	16.28	15.52	13.17	13.12	13.55	13.44	22.29	30.04	32.71	32.34	33.95	34.61	33.18	30.72	29.58	29.65	30.73	33.83	39.99	41.82	41.92	35.25	24.50	21.16
Cleared(GW)	41.6	39.8	38.8	38.6	39.2	39.2	42.4	46.1	48.6	50.7	52.7	53.1	52.7	53.0	53.0	53.5	54.2	54.2	53.8	54.8	56.3	53.1	48.6	4.4



Preliminary Real-Time Prices with Forecasted and Actual System Load

	HE1	HE2	HE3	HE4	HE5	HE6	HE7	HE8	HE9	HE10	HE11	HE12	HE13	HE14	HE15	HE16	HE17	HE18	HE19	HE20	HE21	HE22	HE23	HE24
CINERGY.HUB	18.66	10.53	13.35	14.69	11.19	-8.15	-6.37	19.53	21.52	20.08	21.00	25.13	41.35	22.47	23.36	23.63	45.82	23.99	22.08	17.77	22.20	19.02	0.35	-8.54
FE.HUB	20.54	13.94	13.47	14.85	11.36	-4.92	3.73	20.77	21.60	20.36	20.78	25.60	42.06	22.87	23.70	23.29	43.16	24.35	22.39	18.00	22.56	19.37	0.37	-8.69
ILLINOIS.HUB	13.16	0.56	12.89	14.06	10.59	-17.30	-34.00	16.37	19.18	18.71	17.70	24.08	39.56	21.50	21.97	19.42	29.78	22.50	20.65	16.53	20.95	18.27	0.34	-8.19
MICHIGAN.HUB	21.36	15.55	13.45	14.85	11.40	-3.32	8.46	21.21	21.28	20.19	20.23	25.56	42.00	22.78	23.50	22.46	40.02	24.16	22.20	17.80	22.44	19.37	0.38	-8.71
MINN.HUB	1.58	-1.51	11.94	13.04	9.76	-17.60	-66.85	-2.47	13.32	17.66	16.96	13.10	30.88	15.70	16.68	17.24	22.94	16.14	15.89	14.12	16.51	17.12	-1.31	-7.69
WPS	18.76	6.91	17.91	19.44	15.62	-5.78	-12.69	21.05	22.44	22.02	23.31	26.38	36.37	23.45	24.53	22.40	31.61	25.67	28.72	32.41	29.94	25.46	10.63	3.74
Forecasted(GW)	44.1	42.5	41.4	41.0	41.0	40.3	41.4	44.2	47.0	49.3	50.6	51.4	51.5	51.5	51.5	51.6	51.7	51.9	52.4	52.5	54.2	53.3	50.3	47.7
(RT) - (DA Load)	2.01	2.00	1.68	1.67	1.28	1.38	-1.07	-2.43	-1.77	-1.28	-1.64	-0.88	-0.09	-0.53	-0.58	-0.86	-1.03	-0.83	-0.52	-1.41	-1.15	0.53	1.24	41.68



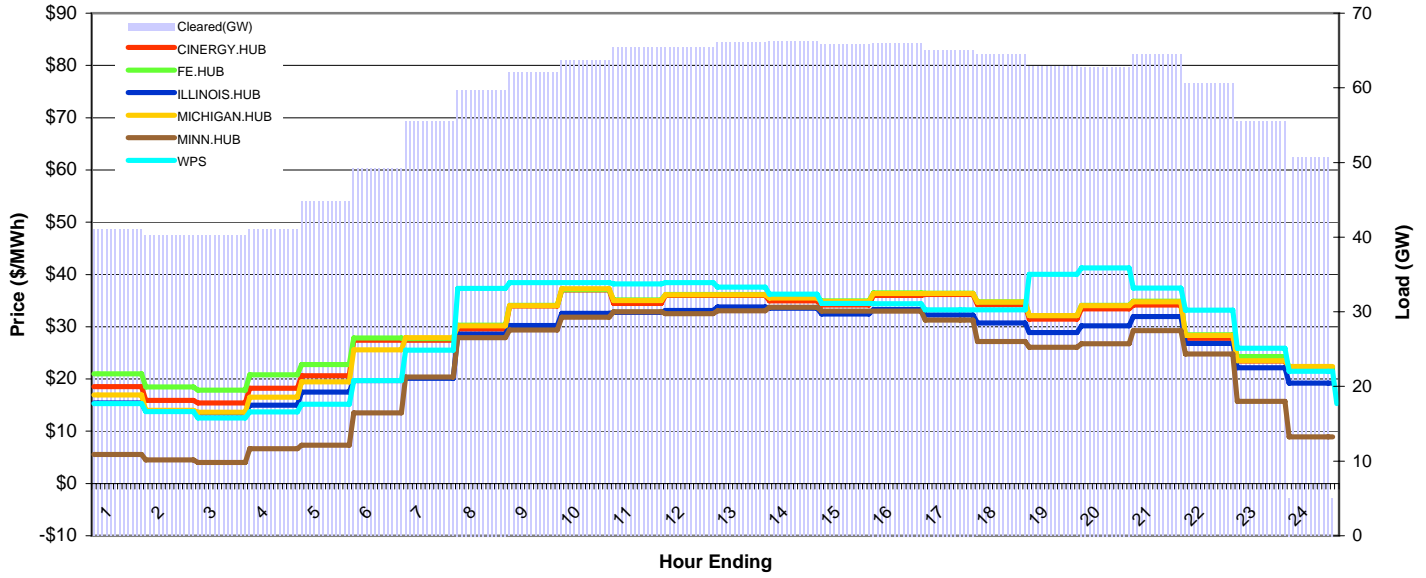
MISO Daily Report

Delivery Day: Tuesday, May 26, 2009

Price Color Codes: <=0 >=100 >=200

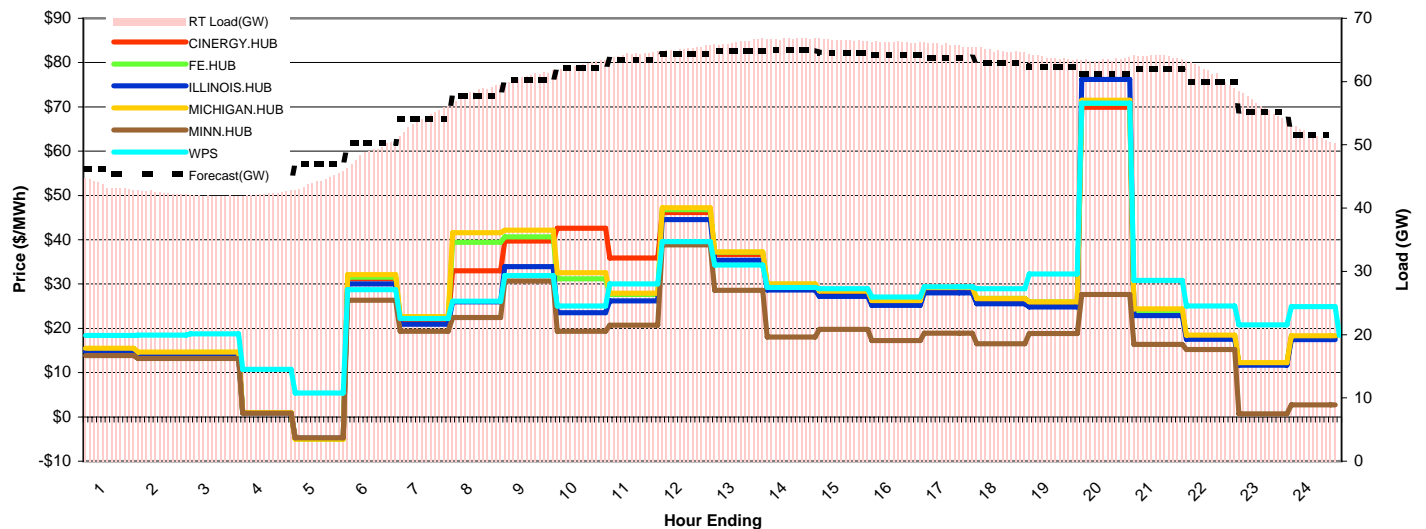
Day-Ahead Prices and Cleared Load

	HE1	HE2	HE3	HE4	HE5	HE6	HE7	HE8	HE9	HE10	HE11	HE12	HE13	HE14	HE15	HE16	HE17	HE18	HE19	HE20	HE21	HE22	HE23	HE24
CINERGY.HUB	18.51	15.92	15.42	18.21	20.61	27.39	27.40	29.55	33.94	37.01	34.43	36.00	36.00	34.97	34.14	36.01	36.17	34.20	31.46	33.41	34.14	27.78	23.42	21.67
FE.HUB	20.96	18.48	17.85	20.78	22.79	27.83	27.72	30.28	34.08	37.09	35.13	36.17	36.20	35.61	34.95	36.46	36.41	34.74	32.13	34.08	34.87	28.45	24.32	22.10
ILLINOIS.HUB	15.43	13.80	13.51	15.00	17.50	19.69	20.14	28.55	30.26	32.57	32.76	33.10	33.77	33.57	32.45	33.31	32.26	30.74	28.87	30.18	31.92	26.81	22.14	19.22
MICHIGAN.HUB	16.92	14.02	13.63	16.50	19.43	25.59	27.88	30.17	34.05	37.29	35.02	36.09	36.10	35.49	34.85	36.38	36.37	34.70	32.11	34.05	34.78	28.34	23.51	22.41
MINN.HUB	5.58	4.51	4.01	6.68	7.31	13.53	20.38	27.93	29.38	31.83	32.88	32.47	33.05	33.70	33.01	32.99	31.29	27.16	26.09	26.73	29.27	24.79	15.72	8.90
WPS	15.26	13.79	12.56	13.69	15.18	19.69	25.52	37.35	38.44	38.42	38.18	38.46	37.60	36.21	34.47	34.42	33.24	33.25	40.01	41.25	37.38	33.17	25.88	21.47
Cleared(GW)	41.0	40.2	40.2	41.1	44.8	49.2	55.5	59.7	62.1	63.7	65.4	65.4	66.0	66.2	65.9	66.0	65.1	64.4	62.8	62.8	64.5	60.6	55.5	5.1



Preliminary Real-Time Prices with Forecasted and Actual System Load

	HE1	HE2	HE3	HE4	HE5	HE6	HE7	HE8	HE9	HE10	HE11	HE12	HE13	HE14	HE15	HE16	HE17	HE18	HE19	HE20	HE21	HE22	HE23	HE24
CINERGY.HUB	15.21	14.34	14.37	0.96	-4.96	31.15	21.77	33.00	39.71	42.58	35.89	46.17	36.70	29.65	28.18	26.10	29.01	26.50	25.69	69.93	23.65	18.00	12.03	17.98
FE.HUB	15.40	14.50	14.54	0.97	-5.02	31.54	22.22	39.39	40.63	31.17	27.62	46.82	37.16	29.99	28.48	26.37	29.27	26.75	25.95	70.80	23.95	18.18	12.10	18.09
ILLINOIS.HUB	14.71	13.85	13.88	0.92	-4.79	30.01	20.96	25.98	33.90	23.52	26.20	44.55	35.41	28.66	27.22	25.19	28.01	25.58	24.82	76.21	22.87	17.50	11.67	17.43
MICHIGAN.HUB	15.52	14.61	14.67	0.99	-5.04	32.13	22.63	41.59	42.17	32.59	27.94	47.22	37.29	30.01	28.44	26.28	29.24	26.73	25.96	71.48	24.40	18.50	12.24	18.29
MINN.HUB	13.87	13.20	13.20	0.82	-4.70	26.35	19.30	22.45	30.71	19.35	20.72	38.84	28.57	18.03	19.78	17.26	18.93	16.51	18.81	27.64	16.39	15.21	0.69	2.72
WPS	18.39	18.47	18.73	10.72	5.36	28.74	22.20	26.14	31.93	25.03	30.03	39.57	34.31	29.25	28.91	27.07	29.41	28.97	32.28	70.87	30.82	25.03	20.75	24.89
Forecasted(GW)	46.2	44.5	44.1	44.3	46.9	50.3	54.1	57.8	60.3	62.1	63.5	64.3	64.8	64.9	64.6	64.2	63.8	63.0	62.4	61.1	62.0	59.9	55.2	51.5
(RT) - (DA Load)	2.73	2.25	1.82	1.25	-0.50	-0.26	-1.39	-1.37	-1.29	-1.00	-1.05	-0.11	0.26	0.56	0.69	0.24	0.78	0.51	1.00	0.74	-0.47	0.83	0.59	46.59



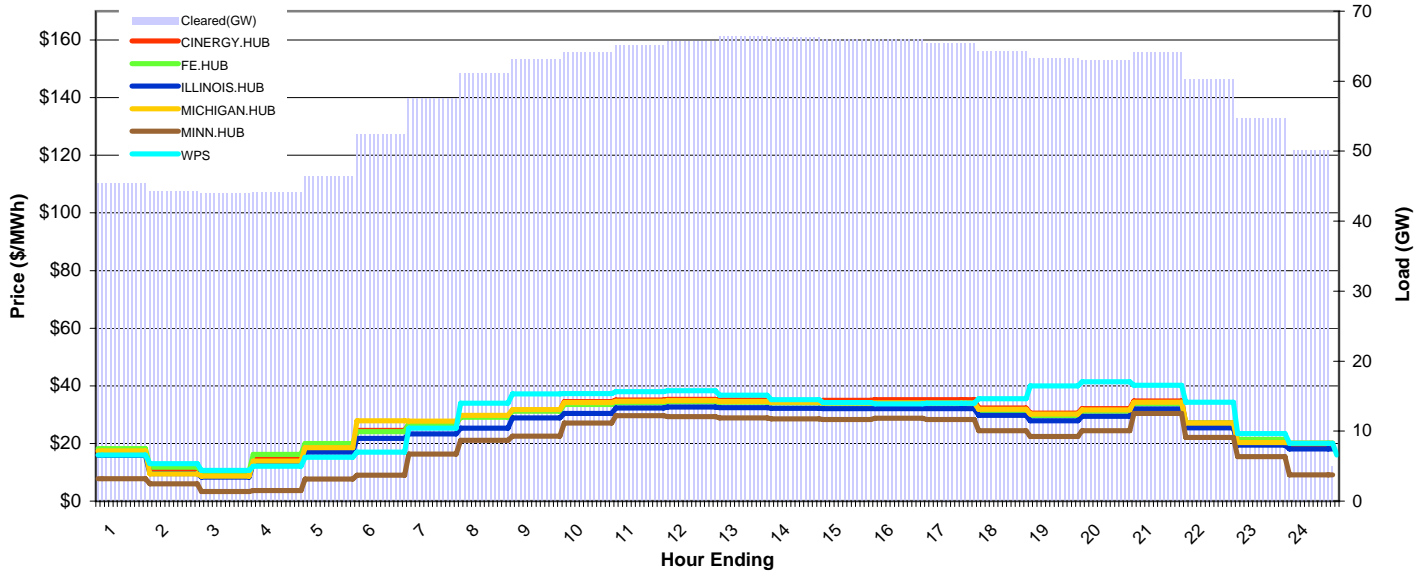
MISO Daily Report

Delivery Day: Wednesday, May 27, 2009

Price Color Codes: <=0 >=100 >=200

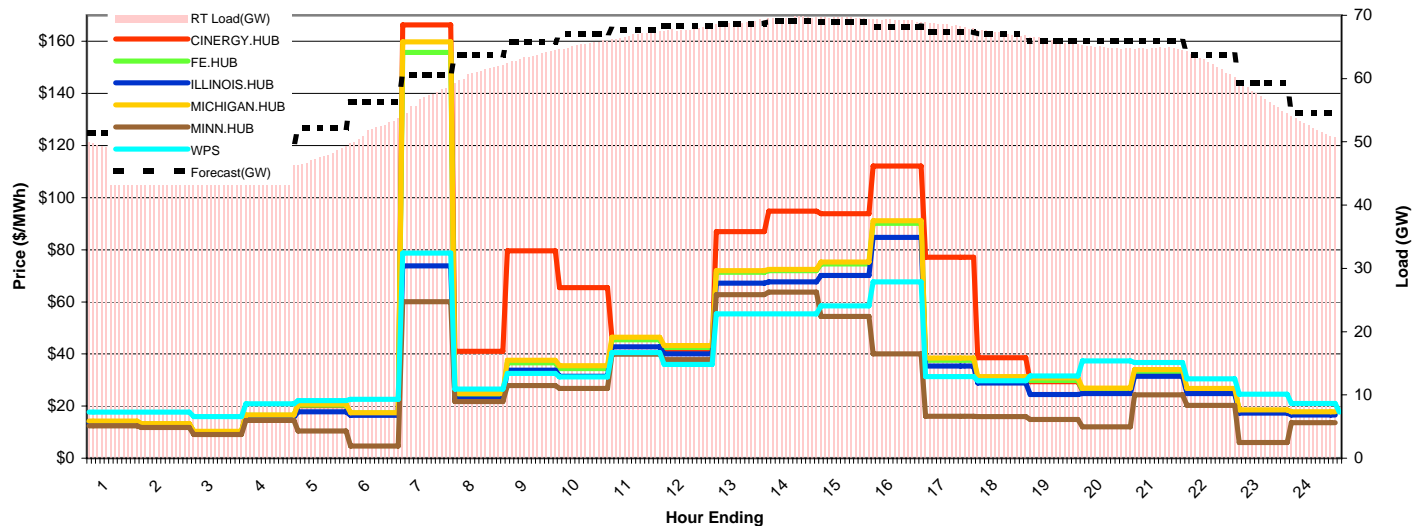
Day-Ahead Prices and Cleared Load

	HE1	HE2	HE3	HE4	HE5	HE6	HE7	HE8	HE9	HE10	HE11	HE12	HE13	HE14	HE15	HE16	HE17	HE18	HE19	HE20	HE21	HE22	HE23	HE24
CINERGY.HUB	17.30	10.37	9.24	14.72	18.74	24.49	26.70	29.53	31.43	34.57	35.04	35.35	35.04	34.69	35.01	35.18	35.19	32.33	30.52	32.04	34.71	27.12	20.47	19.59
FE.HUB	18.18	11.73	10.29	16.23	19.98	24.14	26.91	29.14	31.15	33.55	34.13	34.43	34.31	34.09	33.93	33.95	33.96	31.40	29.64	31.17	33.73	27.09	21.38	19.94
ILLINOIS.HUB	15.91	9.54	8.34	13.10	17.01	21.73	23.31	25.33	28.92	30.48	32.31	32.60	32.43	32.21	32.06	32.06	32.07	29.72	27.91	29.38	31.94	25.47	19.42	18.14
MICHIGAN.HUB	17.46	9.39	8.63	13.90	18.52	27.89	27.74	29.71	31.72	34.15	34.63	34.92	34.57	34.27	34.13	34.13	34.13	31.92	30.19	31.69	34.26	27.06	20.37	20.18
MINN.HUB	7.74	5.96	3.31	3.64	7.63	9.02	16.36	21.15	22.59	27.09	29.68	29.30	28.84	28.52	28.32	28.80	28.31	24.43	22.42	24.47	30.44	22.05	15.45	9.09
WPS	16.00	12.95	10.61	12.11	15.22	16.97	25.29	34.01	37.14	37.32	38.01	38.34	36.72	35.25	34.25	33.70	33.97	35.55	40.02	41.37	40.20	34.30	23.40	20.14
Cleared(GW)	45.4	44.2	44.0	44.1	46.5	52.4	57.6	61.1	63.0	64.1	65.1	65.7	66.4	66.3	65.9	66.0	65.4	64.2	63.2	62.9	64.1	60.3	54.7	5.0



Preliminary Real-Time Prices with Forecasted and Actual System Load

	HE1	HE2	HE3	HE4	HE5	HE6	HE7	HE8	HE9	HE10	HE11	HE12	HE13	HE14	HE15	HE16	HE17	HE18	HE19	HE20	HE21	HE22	HE23	HE24
CINERGY.HUB	13.96	13.05	10.16	16.37	20.15	17.14	166.27	41.07	79.58	65.51	45.91	41.80	87.01	94.80	93.90	112.14	77.15	38.60	29.32	25.90	32.70	25.71	18.00	17.26
FE.HUB	14.04	13.12	10.19	16.42	20.34	17.30	155.70	24.20	36.55	34.35	45.45	42.56	71.33	71.92	74.52	90.13	37.64	30.51	29.87	26.30	33.15	26.15	18.33	17.55
ILLINOIS.HUB	13.51	12.64	9.82	15.78	17.84	16.51	73.81	22.68	33.73	31.49	42.80	40.10	67.13	67.67	70.09	84.70	35.36	28.85	24.47	24.81	31.39	24.79	17.35	16.63
MICHIGAN.HUB	14.20	13.27	10.32	16.64	20.70	17.49	159.83	24.86	37.61	35.44	46.46	43.20	72.01	72.48	75.26	91.10	38.43	31.27	30.81	26.84	34.02	26.76	18.57	17.75
MINN.HUB	12.37	11.74	9.08	14.48	10.43	4.64	60.12	21.78	27.88	26.80	39.87	37.87	62.77	63.76	54.45	39.99	16.07	15.91	14.85	12.00	24.37	20.29	6.08	13.65
WPS	17.70	17.71	16.02	20.84	22.12	22.61	78.75	26.50	32.54	31.25	40.55	35.97	55.44	55.39	58.41	67.71	31.27	29.76	31.55	37.28	36.78	30.51	24.54	20.98
Forecasted(GW)	51.3	49.5	48.6	49.6	52.2	56.3	60.6	63.7	65.8	67.0	67.7	68.3	68.7	69.1	69.0	68.2	67.4	67.0	66.0	66.0	66.0	63.8	59.3	54.6
(RT) - (DA Load)	3.44	2.82	2.01	1.85	1.19	-0.58	-0.76	-0.12	0.45	1.31	1.72	2.14	2.45	3.34	3.69	3.25	3.01	3.01	2.75	2.01	0.68	1.97	2.23	47.23



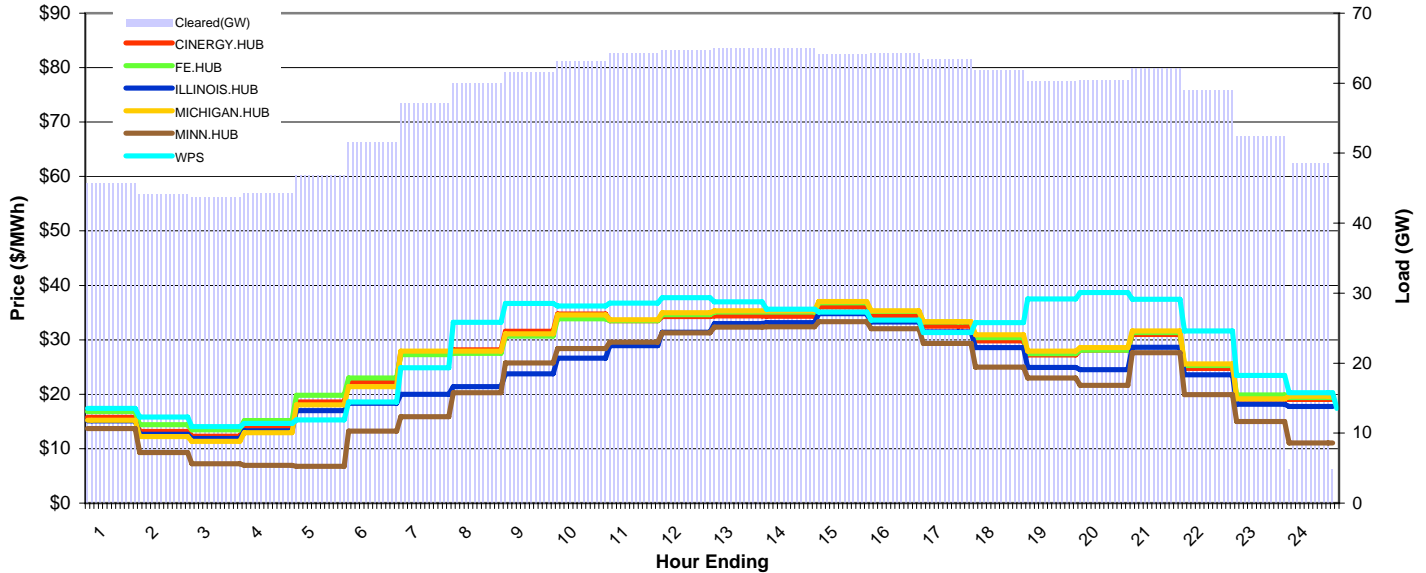
MISO Daily Report

Delivery Day: Friday, May 29, 2009

Price Color Codes: <=0 >=100 >=200

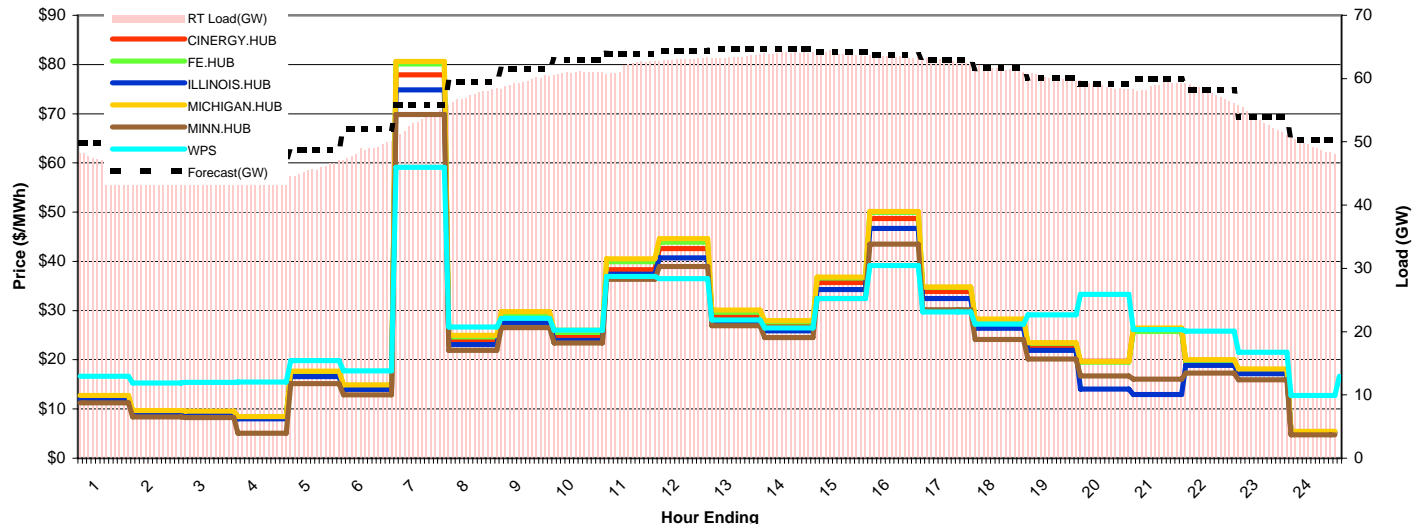
Day-Ahead Prices and Cleared Load

	HE1	HE2	HE3	HE4	HE5	HE6	HE7	HE8	HE9	HE10	HE11	HE12	HE13	HE14	HE15	HE16	HE17	HE18	HE19	HE20	HE21	HE22	HE23	HE24
CINERGY.HUB	15.75	13.16	12.29	13.91	18.55	22.29	27.82	28.18	31.55	34.77	33.53	34.29	34.37	34.33	36.02	34.45	32.53	29.80	27.19	28.09	31.00	24.75	19.12	19.04
FE.HUB	16.82	14.39	13.49	15.15	19.81	22.99	27.30	27.51	30.70	33.85	33.50	34.65	35.08	35.09	36.82	35.24	33.26	30.37	27.43	28.07	31.36	25.27	19.86	19.41
ILLINOIS.HUB	15.08	12.63	11.86	13.29	16.96	18.35	19.96	21.39	23.74	26.64	28.90	31.38	32.98	33.16	34.81	33.29	31.46	28.55	24.95	24.49	28.60	23.58	18.19	17.75
MICHIGAN.HUB	15.22	12.23	11.33	12.96	18.04	21.40	27.90	27.91	31.07	34.55	33.70	35.00	35.34	35.35	37.01	35.33	33.34	30.93	27.93	28.57	31.65	25.60	19.17	19.61
MINN.HUB	13.70	9.30	7.21	6.93	6.74	13.22	15.88	20.26	25.72	28.38	29.57	31.30	32.32	32.41	33.36	32.03	29.36	25.00	22.98	21.64	27.62	19.92	14.99	11.04
WPS	17.37	15.79	14.05	14.67	15.28	18.58	24.88	33.24	36.69	36.19	36.74	37.76	36.96	35.61	35.11	33.60	31.35	33.14	37.49	38.66	37.46	31.61	23.46	20.30
Cleared(GW)	45.7	44.1	43.7	44.3	46.8	51.5	57.1	60.0	61.6	63.2	64.3	64.7	65.0	65.0	64.1	64.2	63.4	61.9	60.3	60.3	62.2	58.9	52.4	4.9



Preliminary Real-Time Prices with Forecasted and Actual System Load

	HE1	HE2	HE3	HE4	HE5	HE6	HE7	HE8	HE9	HE10	HE11	HE12	HE13	HE14	HE15	HE16	HE17	HE18	HE19	HE20	HE21	HE22	HE23	HE24
CINERGY.HUB	12.40	9.43	9.28	8.25	17.22	14.47	77.91	23.96	28.51	24.80	38.29	42.59	28.74	26.88	35.67	48.73	33.89	27.50	22.78	19.71	25.87	19.50	17.72	5.28
FE.HUB	12.71	9.63	9.46	8.39	17.57	14.84	80.14	24.67	29.31	25.53	39.92	43.92	29.64	27.69	36.63	49.95	34.73	28.15	23.32	19.50	25.76	19.79	18.02	5.38
ILLINOIS.HUB	12.04	9.13	8.97	7.97	16.61	13.95	74.83	23.08	27.55	23.91	37.37	40.73	27.67	25.88	34.29	46.68	32.47	26.40	21.89	14.05	12.93	18.89	17.18	5.13
MICHIGAN.HUB	12.76	9.70	9.54	8.48	17.72	14.87	80.66	24.96	29.79	25.99	40.50	44.58	30.08	27.99	36.82	50.14	34.81	28.30	23.48	19.63	26.46	20.03	18.16	5.43
MINN.HUB	11.25	8.37	8.23	5.07	15.15	12.89	69.84	21.92	26.56	23.42	36.37	38.98	26.90	24.50	32.42	43.52	30.20	24.12	20.14	16.72	16.09	17.31	15.93	4.75
WPS	16.63	15.25	15.38	15.45	19.80	17.77	59.13	26.68	28.45	26.03	36.93	36.48	28.08	26.48	32.45	39.17	29.70	27.22	29.14	33.29	26.17	25.80	21.53	12.72
Forecasted(GW)	49.9	48.2	47.1	47.1	48.8	52.1	55.8	59.5	61.5	63.0	63.9	64.4	64.7	64.7	64.2	63.7	62.9	61.6	60.1	59.2	60.0	58.2	53.9	50.3
(RT) - (DA Load)	1.41	1.19	0.69	-0.25	-1.14	-2.78	-3.95	-2.67	-2.08	-2.24	-2.34	-1.62	-1.60	-0.97	-0.15	-0.80	-0.58	-0.28	-0.12	-1.53	-3.34	-1.18	0.94	44.43



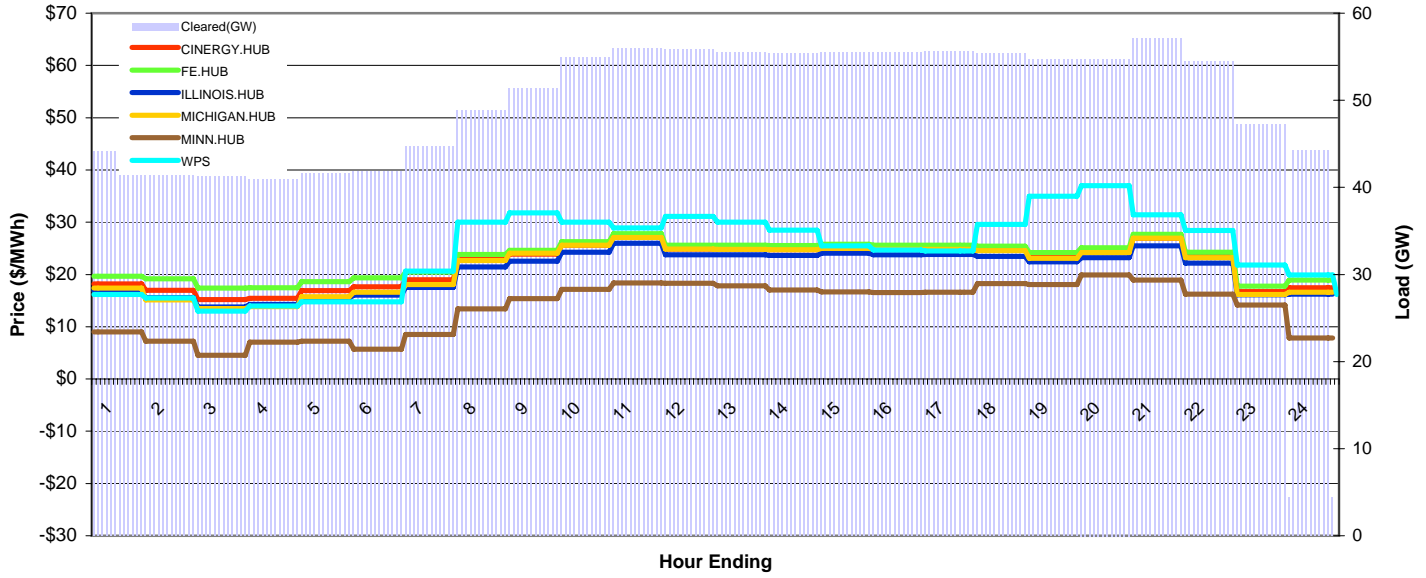
MISO Daily Report

Delivery Day: Saturday, May 30, 2009

Price Color Codes: ≤0 ≥100 ≥200

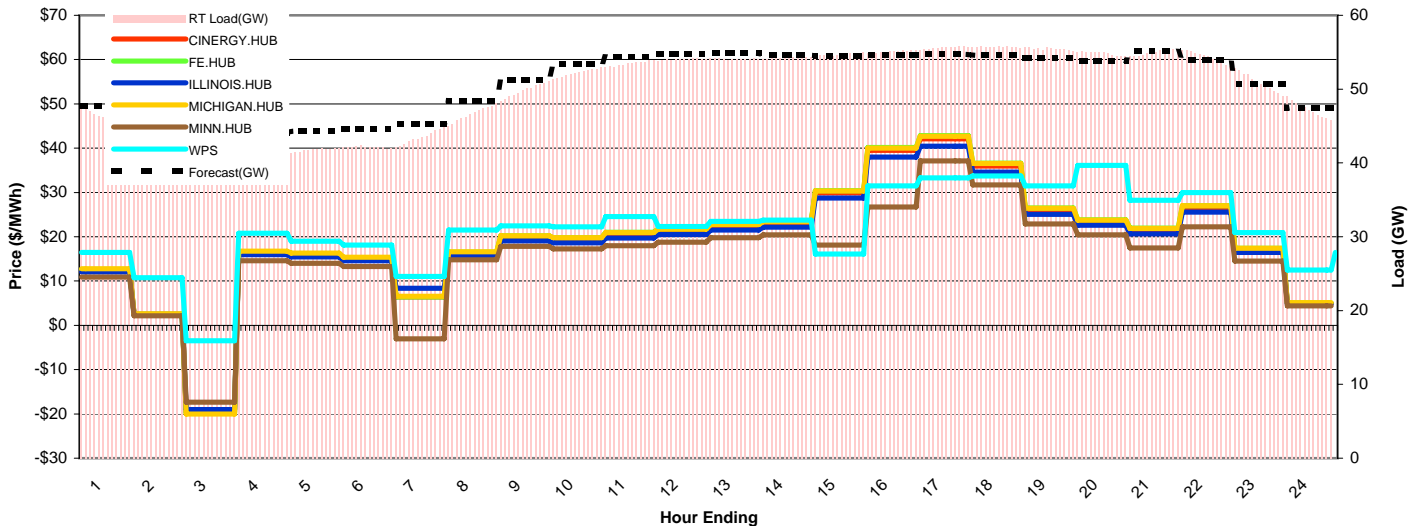
Day-Ahead Prices and Cleared Load

	HE1	HE2	HE3	HE4	HE5	HE6	HE7	HE8	HE9	HE10	HE11	HE12	HE13	HE14	HE15	HE16	HE17	HE18	HE19	HE20	HE21	HE22	HE23	HE24
CINERGY.HUB	18.22	16.94	15.22	15.46	16.90	17.65	18.99	22.85	23.90	25.58	27.13	24.88	24.85	24.77	25.06	24.88	24.89	24.66	23.34	24.32	26.95	23.40	16.73	17.48
FE.HUB	19.69	19.19	17.38	17.47	18.64	19.36	20.48	23.80	24.62	26.26	27.80	25.60	25.63	25.55	25.79	25.62	25.62	25.43	24.17	25.10	27.68	24.26	17.75	18.92
ILLINOIS.HUB	16.89	15.58	13.81	14.25	15.52	16.04	17.53	21.41	22.55	24.25	26.00	23.77	23.77	23.65	24.07	23.77	23.80	23.49	22.42	23.21	25.48	22.16	16.12	16.26
MICHIGAN.HUB	17.39	15.12	13.47	13.86	15.72	16.60	18.07	22.65	24.05	25.62	27.10	24.87	24.80	24.75	25.01	24.80	24.79	24.58	23.11	24.20	26.95	23.20	16.16	16.59
MINN.HUB	9.01	7.25	4.53	7.07	7.26	5.68	8.52	13.39	15.35	17.18	18.39	18.29	17.80	17.04	16.64	16.53	16.58	18.23	18.07	19.90	18.94	16.25	14.17	7.85
WPS	16.19	15.52	12.96	13.98	14.77	14.75	20.67	30.02	31.79	30.02	28.92	31.12	30.04	28.45	25.47	24.68	24.51	29.60	34.98	37.01	31.42	28.40	21.80	19.93
Cleared(GW)	44.1	42.3	41.2	40.9	41.5	41.8	44.7	48.8	51.4	54.9	56.0	55.8	55.5	55.4	55.5	55.4	55.6	55.3	54.7	54.8	57.1	54.4	47.2	4.4



Preliminary Real-Time Prices with Forecasted and Actual System Load

	HE1	HE2	HE3	HE4	HE5	HE6	HE7	HE8	HE9	HE10	HE11	HE12	HE13	HE14	HE15	HE16	HE17	HE18	HE19	HE20	HE21	HE22	HE23	HE24
CINERGY.HUB	12.45	2.50	-19.57	16.42	15.95	15.03	6.40	16.26	19.78	19.32	20.52	21.36	22.40	23.08	29.88	39.48	42.08	35.97	26.02	23.41	21.47	26.49	17.06	4.99
FE.HUB	12.63	2.53	-19.81	16.61	16.14	15.21	6.43	16.54	20.19	19.77	21.00	21.83	22.88	23.56	30.44	40.17	42.84	36.60	26.50	23.83	21.93	27.02	17.41	5.06
ILLINOIS.HUB	12.06	2.43	-19.01	15.92	15.45	14.57	8.34	15.74	19.09	18.60	19.69	20.52	21.51	22.18	28.76	37.97	40.47	34.62	25.07	22.57	20.62	25.55	16.48	4.83
MICHIGAN.HUB	12.76	2.57	-20.03	16.77	16.33	15.39	6.53	16.58	20.23	19.77	20.97	21.72	22.71	23.41	30.36	39.98	42.67	36.53	26.46	23.79	21.88	27.04	17.41	5.11
MINN.HUB	10.90	2.15	-17.37	14.58	13.99	13.27	-3.07	14.80	17.84	17.25	18.01	18.78	19.80	20.42	18.09	26.70	37.16	31.72	22.90	20.41	17.46	22.23	14.53	4.40
WPS	16.47	10.72	-3.45	20.76	18.96	18.10	11.04	21.49	22.44	22.21	24.52	22.31	23.49	23.75	16.13	31.52	33.28	33.72	31.49	36.14	28.26	29.97	20.91	12.47
Forecasted(GW)	47.8	45.9	44.6	44.1	44.3	44.6	45.3	48.4	51.3	53.4	54.4	54.8	54.9	54.7	54.5	54.6	54.7	54.6	54.2	53.8	55.1	54.0	50.6	47.4
(RT) - (DA Load)	1.97	1.82	1.29	0.70	0.25	0.37	-1.23	-2.11	-1.54	-2.75	-2.49	-1.72	-1.35	-1.12	-0.81	-0.34	0.05	0.40	0.83	0.11	-2.13	-0.04	3.76	42.83



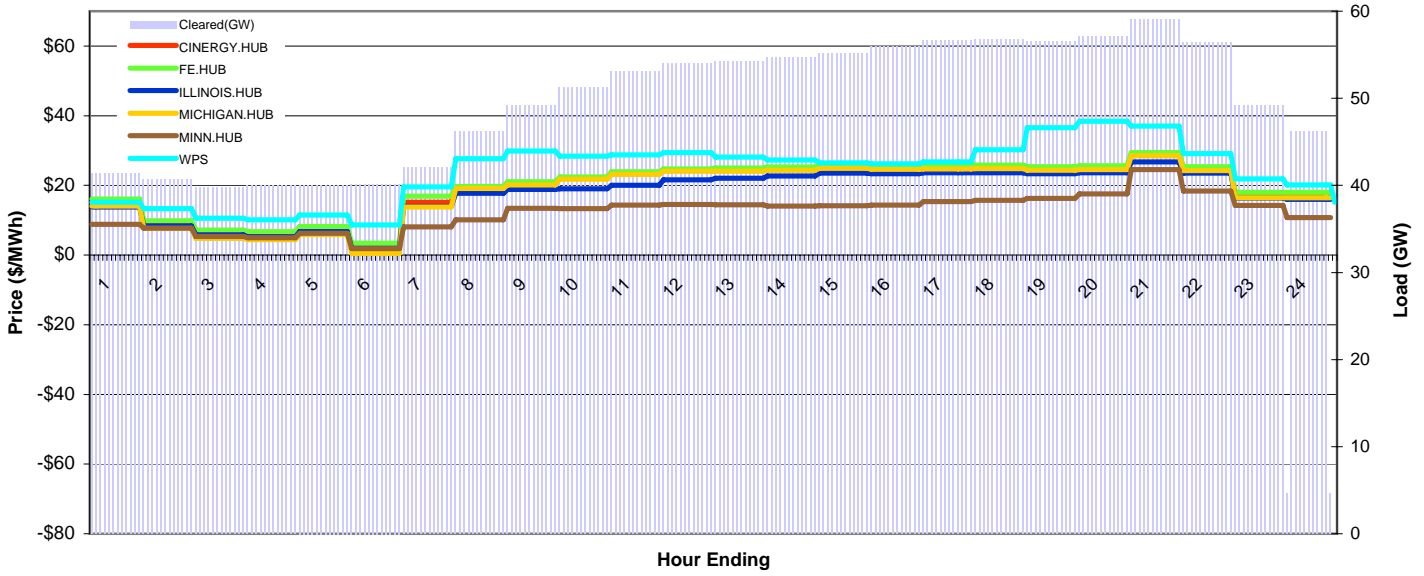
MISO Daily Report

Delivery Day: Sunday, May 31, 2009

Price Color Codes: ≤0 ≥100 ≥200

Day-Ahead Prices and Cleared Load

	HE1	HE2	HE3	HE4	HE5	HE6	HE7	HE8	HE9	HE10	HE11	HE12	HE13	HE14	HE15	HE16	HE17	HE18	HE19	HE20	HE21	HE22	HE23	HE24
CINERGY.HUB	14.85	8.69	5.97	5.54	7.03	2.05	15.18	19.05	20.37	22.18	23.69	24.26	24.29	24.55	24.94	24.71	24.84	24.90	24.51	24.72	28.73	24.48	16.97	16.97
FE.HUB	16.07	9.87	7.13	6.69	8.19	3.39	16.89	19.69	21.08	22.44	23.85	24.67	24.98	25.31	25.81	25.58	25.73	25.79	25.40	25.63	29.36	25.34	17.97	18.02
ILLINOIS.HUB	13.77	8.38	5.77	5.26	6.68	1.90	14.01	17.71	18.84	19.00	20.00	21.60	22.09	22.70	23.50	23.38	23.57	23.64	23.34	23.65	26.78	23.53	16.34	15.95
MICHIGAN.HUB	14.06	7.59	4.81	4.37	5.90	0.49	13.74	19.08	20.09	21.79	23.19	24.05	24.03	24.35	24.90	24.62	24.73	24.78	24.35	24.53	28.47	24.23	16.41	16.47
MINN.HUB	8.79	7.73	5.32	4.94	6.27	1.84	8.10	10.14	13.44	13.33	14.33	14.49	14.40	14.07	14.19	14.36	15.38	15.74	16.25	17.52	24.51	18.39	14.22	10.77
WPS	15.13	13.31	10.58	10.14	11.50	8.66	19.57	27.66	29.86	28.35	28.73	29.42	28.07	27.28	26.48	26.20	26.77	30.19	36.54	38.37	37.00	29.15	21.84	20.12
Cleared(GW)	41.3	40.7	39.7	40.0	40.1	40.2	42.1	46.2	49.2	51.3	53.1	54.0	54.2	54.7	55.1	55.9	56.6	56.8	56.5	57.1	59.0	56.3	49.2	4.6



Preliminary Real-Time Prices with Forecasted and Actual System Load

	HE1	HE2	HE3	HE4	HE5	HE6	HE7	HE8	HE9	HE10	HE11	HE12	HE13	HE14	HE15	HE16	HE17	HE18	HE19	HE20	HE21	HE22	HE23	HE24
CINERGY.HUB	15.49	-7.10	0.30	-7.42	3.39	-77.09	-34.79	17.62	16.81	18.20	19.02	19.07	18.49	18.68	18.93	19.19	22.44	20.79	20.67	19.63	21.61	15.23	-58.52	-22.90
FE.HUB	15.71	-7.19	0.31	-7.49	3.40	-77.76	-35.09	17.84	17.07	18.52	19.35	19.79	18.80	18.92	19.08	19.37	21.32	21.03	20.52	19.95	22.01	15.53	-59.65	-23.30
ILLINOIS.HUB	15.01	-6.89	0.28	-7.23	3.29	-75.10	-33.86	24.52	16.27	17.56	18.29	18.32	17.75	17.97	18.17	18.36	20.42	19.66	17.24	18.77	20.70	14.62	-56.56	-22.15
MICHIGAN.HUB	15.80	-7.23	0.31	-7.58	3.44	-78.79	-35.59	17.97	17.06	18.54	19.36	19.44	18.69	18.83	19.07	19.32	22.40	20.85	20.48	19.84	21.99	15.49	-59.76	-23.41
MINN.HUB	13.56	-6.45	0.18	-6.97	3.08	-72.04	-32.37	8.72	14.99	16.11	16.92	16.96	16.27	4.88	11.10	14.27	14.15	17.55	17.38	17.03	18.02	13.68	-53.64	-21.05
WPS	18.36	4.50	9.51	5.27	10.81	-41.96	-14.77	21.99	20.16	21.15	23.34	20.74	20.94	20.88	21.36	20.81	22.94	23.92	27.91	33.82	28.98	22.98	-28.94	-5.93
Forecasted(GW)	45.0	43.4	42.1	41.5	41.5	41.2	42.2	44.6	46.7	49.5	50.9	51.7	52.0	52.0	52.3	52.8	53.4	54.0	54.4	54.7	56.4	55.0	51.4	48.1
(RT) - (DA Load)	2.80	1.36	0.91	-0.04	-0.27	-0.63	-1.73	-2.70	-2.83	-2.50	-2.84	-2.72	-2.32	-2.48	-2.55	-2.67	-2.37	-1.87	-1.55	-2.51	-3.46	-1.52	1.65	42.58

