

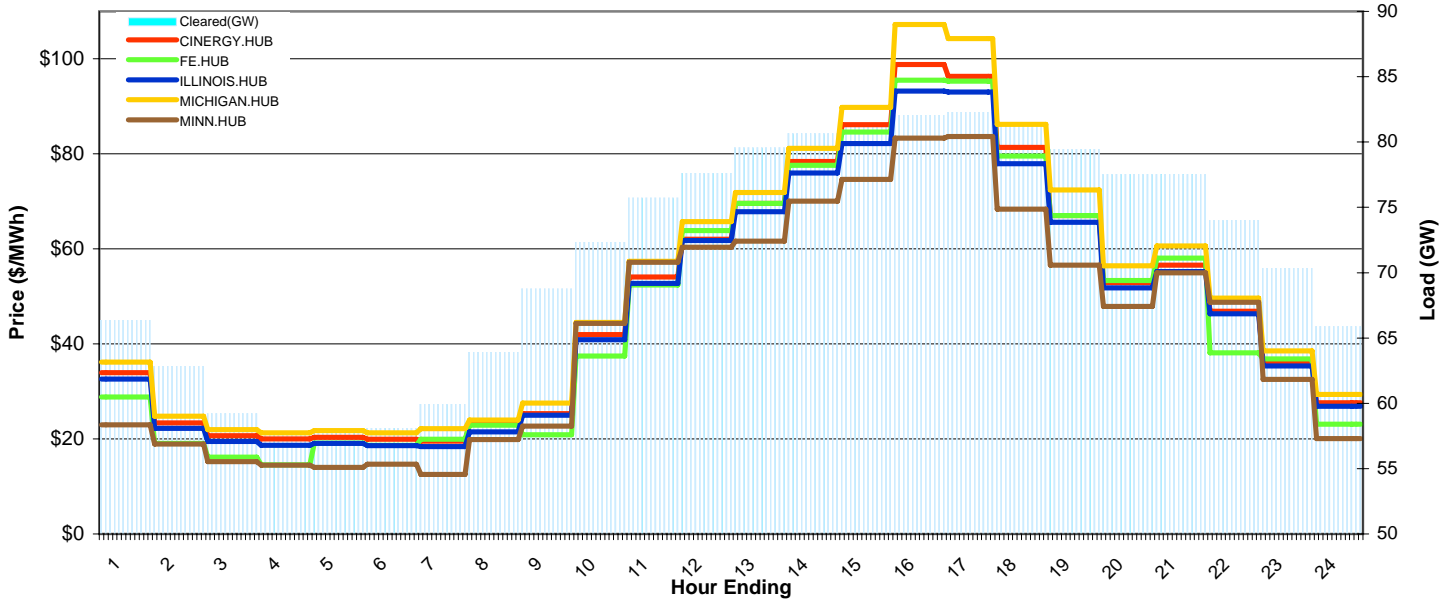
# MISO Hub Report

Delivery Day: Saturday, August 4, 2007

Price Color Codes: ≤0 ≥100 ≥200

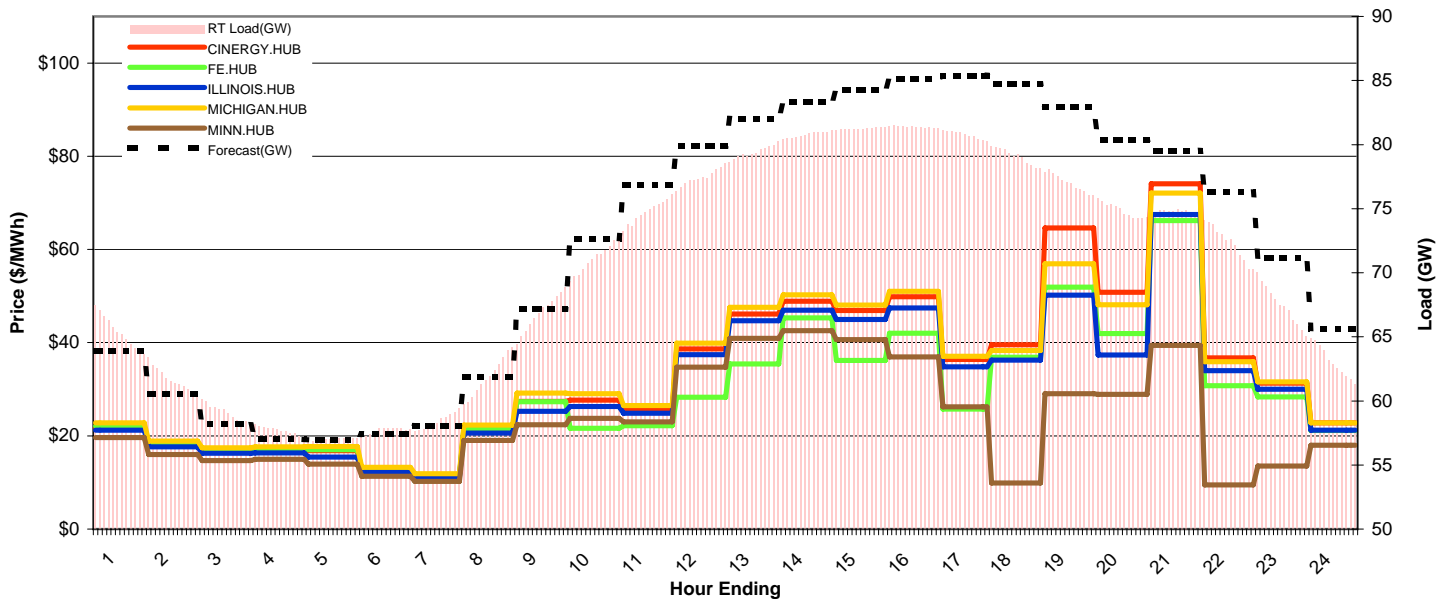
## Day-Ahead Prices and Cleared Load

	HE1	HE2	HE3	HE4	HE5	HE6	HE7	HE8	HE9	HE10	HE11	HE12	HE13	HE14	HE15	HE16	HE17	HE18	HE19	HE20	HE21	HE22	HE23	HE24
CINERGY.HUB	33.96	23.38	20.69	19.99	20.37	19.92	19.54	23.03	25.36	41.99	54.12	62.01	69.55	78.41	86.15	98.84	96.34	81.35	67.05	52.86	56.57	46.87	36.29	27.61
FE.HUB	28.80	19.07	16.14	14.55	19.15	18.64	19.91	22.88	20.85	37.44	52.40	63.88	69.58	77.62	84.60	95.50	95.34	79.57	67.04	53.35	58.07	38.15	36.83	23.11
ILLINOIS.HUB	32.57	22.21	19.50	18.68	19.09	18.59	18.39	21.46	25.01	40.89	52.72	61.77	67.81	75.97	82.16	93.25	93.00	77.96	65.60	51.83	55.26	46.33	35.39	26.88
MICHIGAN.HUB	36.20	24.80	21.96	21.26	21.74	21.27	22.14	23.98	27.57	44.50	57.36	65.72	71.87	81.15	89.81	107.26	104.27	86.24	72.44	56.43	60.62	49.63	38.50	29.34
MINN.HUB	22.99	18.90	15.22	14.50	14.01	14.68	12.51	19.86	22.73	44.29	57.16	60.34	61.64	70.05	74.61	83.35	83.63	68.37	56.59	47.90	54.94	48.79	32.56	20.04
Cleared(GW)	66.3	62.8	59.2	57.6	57.9	58.1	59.9	63.9	68.8	72.3	75.7	77.6	79.6	80.6	81.3	82.1	82.3	81.3	79.4	77.5	77.5	74.0	70.3	65.9



## Preliminary Real-Time Prices with Forecasted and Actual System Load

	HE1	HE2	HE3	HE4	HE5	HE6	HE7	HE8	HE9	HE10	HE11	HE12	HE13	HE14	HE15	HE16	HE17	HE18	HE19	HE20	HE21	HE22	HE23	HE24
CINERGY.HUB	21.77	18.09	16.71	16.83	16.85	12.58	11.24	21.20	27.41	27.67	25.63	38.67	46.17	48.87	46.87	49.82	36.42	39.53	64.61	50.83	74.10	36.74	31.31	22.83
FE.HUB	22.11	18.34	16.89	17.03	17.06	12.75	11.39	21.58	27.34	21.66	22.18	28.31	35.40	45.29	36.17	41.99	25.74	36.89	51.89	41.92	66.19	30.73	28.34	21.17
ILLINOIS.HUB	21.22	17.67	16.28	16.37	15.44	12.25	10.97	20.62	25.25	26.31	24.86	37.45	44.68	46.98	44.95	47.47	34.79	36.24	60.16	37.37	67.49	33.97	30.03	21.21
MICHIGAN.HUB	22.77	18.85	17.41	17.66	17.74	13.27	11.86	22.35	29.18	29.03	26.53	39.86	47.56	50.28	48.08	50.99	37.09	38.32	56.90	48.16	72.08	35.89	31.59	22.82
MINN.HUB	19.61	16.00	14.70	14.99	13.92	11.34	10.22	19.05	22.39	23.74	23.03	34.73	40.93	42.56	40.64	36.94	26.22	9.88	29.05	28.88	39.38	9.45	13.51	17.96
Forecasted(GW)	63.9	60.6	58.2	57.0	57.0	57.4	58.0	61.9	67.1	72.6	76.8	79.9	82.0	83.3	84.2	85.1	85.4	84.7	82.9	80.3	79.5	76.3	71.2	65.6
(RT) - (DA Load)	-0.96	-1.17	-0.13	0.11	-0.91	-0.44	-1.55	-2.07	-1.92	-1.24	-0.99	-0.21	-0.16	0.13	-0.04	-0.72	-1.53	-2.26	-2.46	-2.67	-2.78	-1.68	-2.90	-2.82



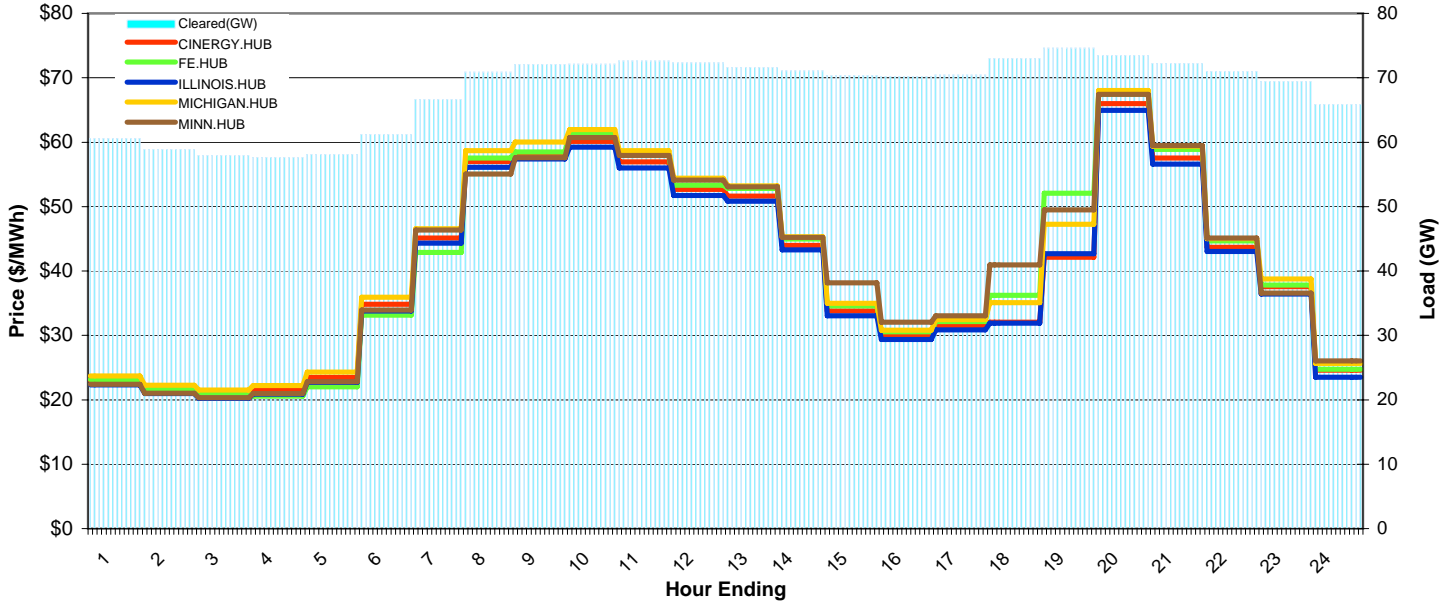
# MISO Hub Report

Delivery Day: Monday, August 6, 2007

Price Color Codes: ≤0 ≥100 ≥200

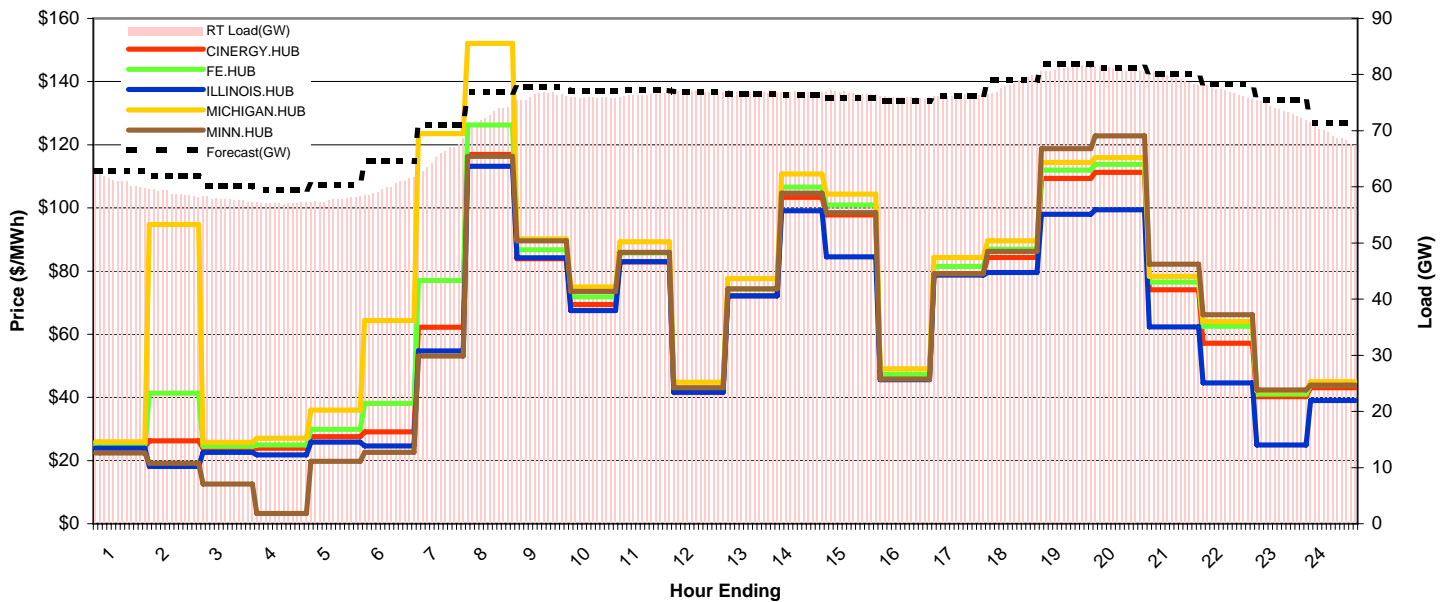
## Day-Ahead Prices and Cleared Load

	HE1	HE2	HE3	HE4	HE5	HE6	HE7	HE8	HE9	HE10	HE11	HE12	HE13	HE14	HE15	HE16	HE17	HE18	HE19	HE20	HE21	HE22	HE23	HE24
CINERGY.HUB	23.00	21.62	20.86	21.55	23.43	34.84	45.12	56.97	58.27	60.12	56.94	52.68	51.65	43.97	33.80	29.87	31.45	32.03	42.13	65.99	57.54	43.69	37.58	24.61
FE.HUB	23.16	21.76	21.00	20.58	22.02	33.13	42.90	57.55	58.48	61.44	57.92	53.34	52.81	44.97	34.57	30.54	32.16	36.21	52.08	67.48	58.86	44.66	37.83	24.74
ILLINOIS.HUB	22.29	20.95	20.21	20.88	22.71	33.77	44.33	56.11	57.39	59.21	56.02	51.71	50.85	43.26	33.04	29.36	30.88	31.88	42.66	64.93	56.58	43.03	36.42	23.49
MICHIGAN.HUB	23.72	22.28	21.50	22.21	24.28	35.91	46.56	58.68	60.02	61.94	58.70	54.41	53.22	45.34	34.98	30.82	32.47	35.10	47.27	68.03	59.36	45.01	38.75	25.64
MINN.HUB	22.39	21.04	20.30	20.98	22.81	33.92	46.38	55.08	57.61	60.71	57.93	54.12	53.05	45.24	38.16	32.05	33.02	40.95	49.47	67.44	59.50	45.11	36.58	26.05
Cleared(GW)	60.6	58.9	58.0	57.7	58.1	61.2	66.7	70.9	72.1	72.1	72.6	72.3	71.7	71.1	70.4	70.2	70.5	73.0	74.6	73.5	72.2	71.0	69.5	65.9



## Preliminary Real-Time Prices with Forecasted and Actual System Load

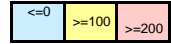
	HE1	HE2	HE3	HE4	HE5	HE6	HE7	HE8	HE9	HE10	HE11	HE12	HE13	HE14	HE15	HE16	HE17	HE18	HE19	HE20	HE21	HE22	HE23	HE24
CINERGY.HUB	24.30	26.29	23.79	23.91	27.53	29.05	62.20	116.89	83.93	69.44	82.92	41.56	72.13	103.37	97.79	45.92	79.09	84.35	109.30	111.30	74.05	57.16	40.21	43.06
FE.HUB	25.18	41.35	24.57	24.95	29.94	38.13	77.06	126.23	86.76	71.87	85.72	42.83	74.29	106.60	100.94	47.35	81.49	86.96	111.92	113.77	76.47	62.53	41.03	44.00
ILLINOIS.HUB	23.96	18.10	22.62	21.75	25.82	24.65	54.69	113.17	84.20	67.52	82.99	41.63	72.11	99.11	84.53	45.64	78.72	79.54	97.94	99.44	62.31	44.54	24.97	39.02
MICHIGAN.HUB	25.91	94.79	25.73	27.07	35.95	64.36	123.53	152.13	90.19	74.97	89.28	44.79	77.58	110.73	104.41	49.07	84.35	89.54	114.39	115.93	78.29	64.04	42.09	45.02
MINN.HUB	22.40	19.12	12.59	3.23	19.73	22.61	53.09	116.37	89.61	73.61	85.95	43.06	74.39	104.65	98.49	45.82	79.14	86.25	118.71	122.80	82.16	66.19	42.39	43.87
Forecasted(GW)	62.8	61.9	60.1	59.5	60.4	64.5	71.0	76.8	77.7	77.1	77.2	76.9	76.6	76.3	75.7	75.3	76.1	79.0	81.9	81.2	80.2	78.4	75.4	71.3
(RT) - (DA Load)	0.47	0.03	-0.19	-0.52	-0.38	-1.21	-1.11	1.83	4.16	3.81	3.75	4.61	5.17	5.70	6.36	5.71	5.77	5.34	6.58	7.46	7.15	6.02	4.24	3.45



# MISO Hub Report

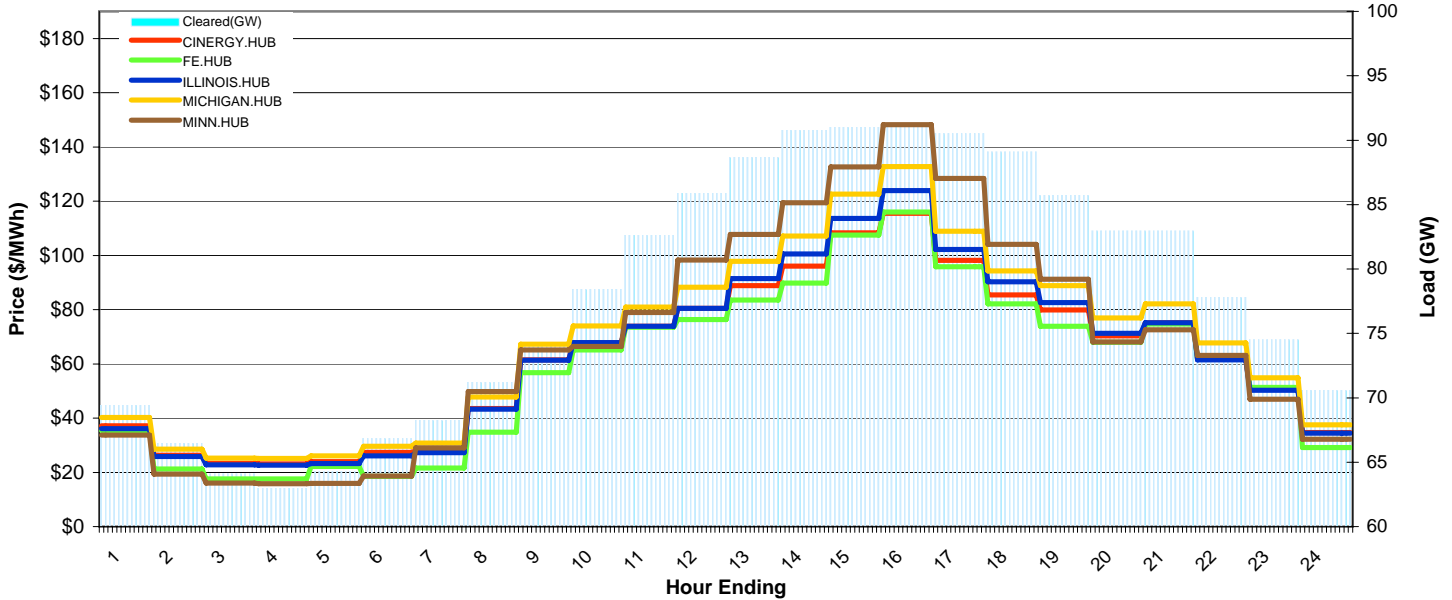
Delivery Day: Friday, August 10, 2007

Price Color Codes:



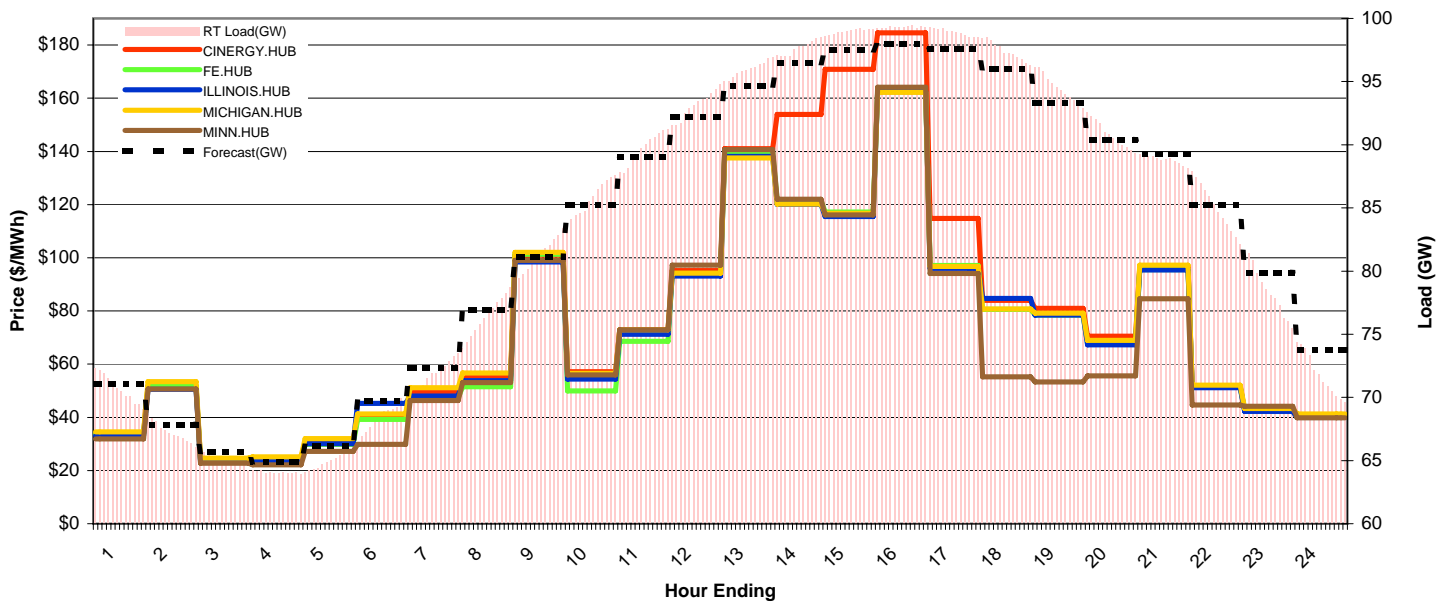
## Day-Ahead Prices and Cleared Load

	HE1	HE2	HE3	HE4	HE5	HE6	HE7	HE8	HE9	HE10	HE11	HE12	HE13	HE14	HE15	HE16	HE17	HE18	HE19	HE20	HE21	HE22	HE23	HE24
CINERGY.HUB	37.19	26.32	23.32	23.15	23.98	27.39	28.00	43.60	61.47	67.69	73.92	80.54	88.85	96.09	108.35	115.50	98.22	85.45	79.93	70.35	75.16	61.88	50.73	34.73
FE.HUB	35.36	21.27	17.62	17.57	22.22	18.53	21.57	34.86	56.79	65.17	73.58	76.33	83.53	89.83	107.51	116.06	95.81	82.10	73.86	68.02	74.71	61.80	51.35	29.19
ILLINOIS.HUB	36.09	25.84	22.81	22.61	23.27	26.13	27.26	43.31	61.38	67.86	73.91	80.53	91.50	100.55	113.67	123.96	102.18	90.30	82.64	71.28	75.16	61.53	50.28	34.42
MICHIGAN.HUB	40.24	28.53	25.27	25.09	26.03	29.67	30.84	47.83	67.32	74.02	80.93	88.29	97.89	107.20	122.65	132.82	108.96	94.26	88.83	76.89	82.18	67.71	54.92	37.56
MINN.HUB	33.78	19.36	16.00	15.82	15.96	18.68	29.00	49.80	65.12	66.49	78.93	98.29	107.78	119.43	132.67	148.28	128.37	104.13	91.21	68.13	72.62	63.17	47.01	32.17
Cleared(GW)	69.5	66.5	64.1	63.0	64.3	66.8	68.2	71.2	74.2	78.4	82.6	85.9	88.7	90.8	91.0	91.1	90.5	89.1	85.7	82.9	83.0	77.8	74.5	70.6



## Preliminary Real-Time Prices with Forecasted and Actual System Load

	HE1	HE2	HE3	HE4	HE5	HE6	HE7	HE8	HE9	HE10	HE11	HE12	HE13	HE14	HE15	HE16	HE17	HE18	HE19	HE20	HE21	HE22	HE23	HE24
CINERGY.HUB	33.93	51.90	24.01	24.39	30.94	40.17	49.66	55.50	100.96	57.18	72.92	95.22	140.99	153.92	170.82	184.60	114.85	84.05	81.03	70.52	96.42	51.64	42.75	40.44
FE.HUB	33.72	51.73	24.02	24.43	29.80	39.27	47.31	51.49	101.32	49.95	68.58	94.04	139.64	121.54	117.26	162.62	97.13	80.67	78.44	67.79	95.52	51.34	42.38	40.06
ILLINOIS.HUB	33.12	50.54	23.39	23.70	30.12	45.19	48.00	53.77	98.43	54.33	71.27	93.17	138.12	120.03	115.52	162.49	95.97	84.69	78.50	67.25	95.46	51.08	42.29	39.94
MICHIGAN.HUB	34.57	53.42	24.72	25.17	31.99	41.33	51.19	56.63	102.03	56.56	72.86	94.21	137.58	120.16	116.66	162.15	96.80	80.74	79.16	69.00	97.18	52.07	43.30	41.29
MINN.HUB	31.87	50.62	22.80	22.17	27.23	29.80	46.30	53.02	99.00	55.94	72.94	97.25	140.72	121.99	116.13	164.17	94.07	55.27	53.31	55.64	84.62	44.66	44.22	39.81
Forecasted(GW)	71.1	67.9	65.7	64.9	66.2	69.7	72.4	76.9	81.2	85.3	89.0	92.2	94.6	96.5	97.5	98.0	97.6	96.0	93.3	90.4	89.3	85.2	79.9	73.8
(RT) - (DA Load)	1.26	0.79	0.91	1.08	0.70	1.55	3.57	5.19	6.91	7.31	7.02	7.23	7.31	6.89	7.95	8.20	8.40	8.33	8.83	7.88	5.86	7.24	4.00	1.25



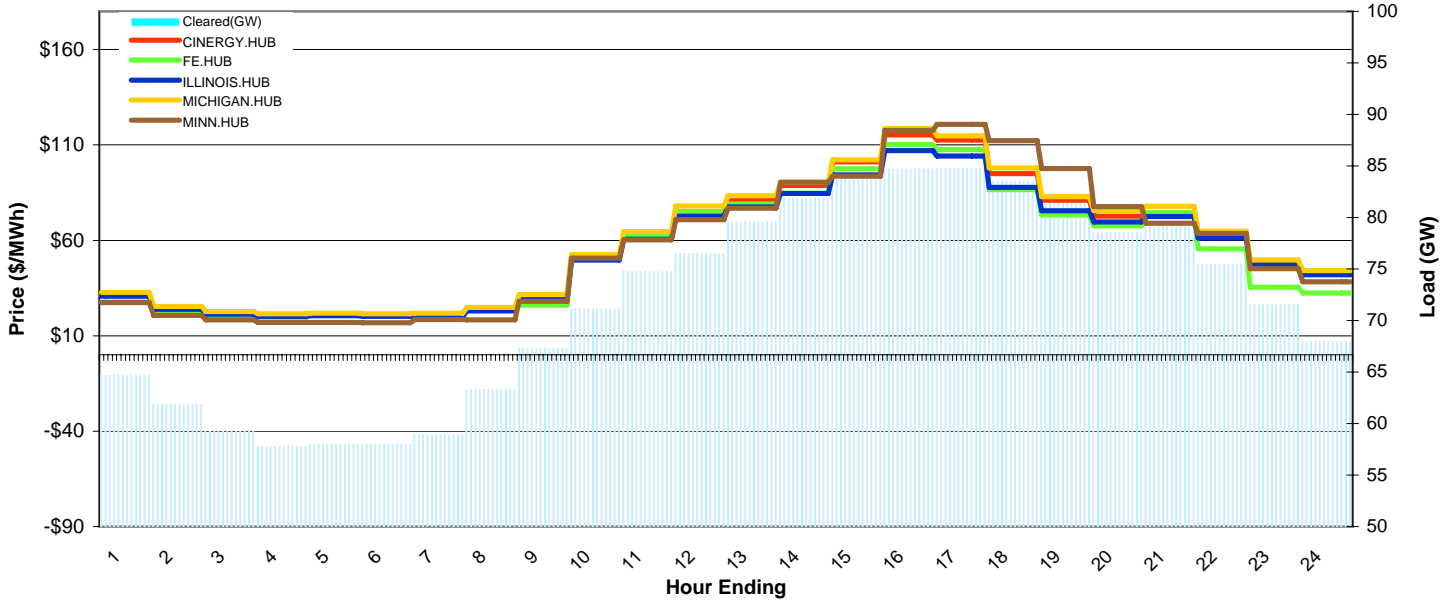
# MISO Hub Report

Delivery Day: Saturday, August 11, 2007

Price Color Codes: <=0 >=100 >=200

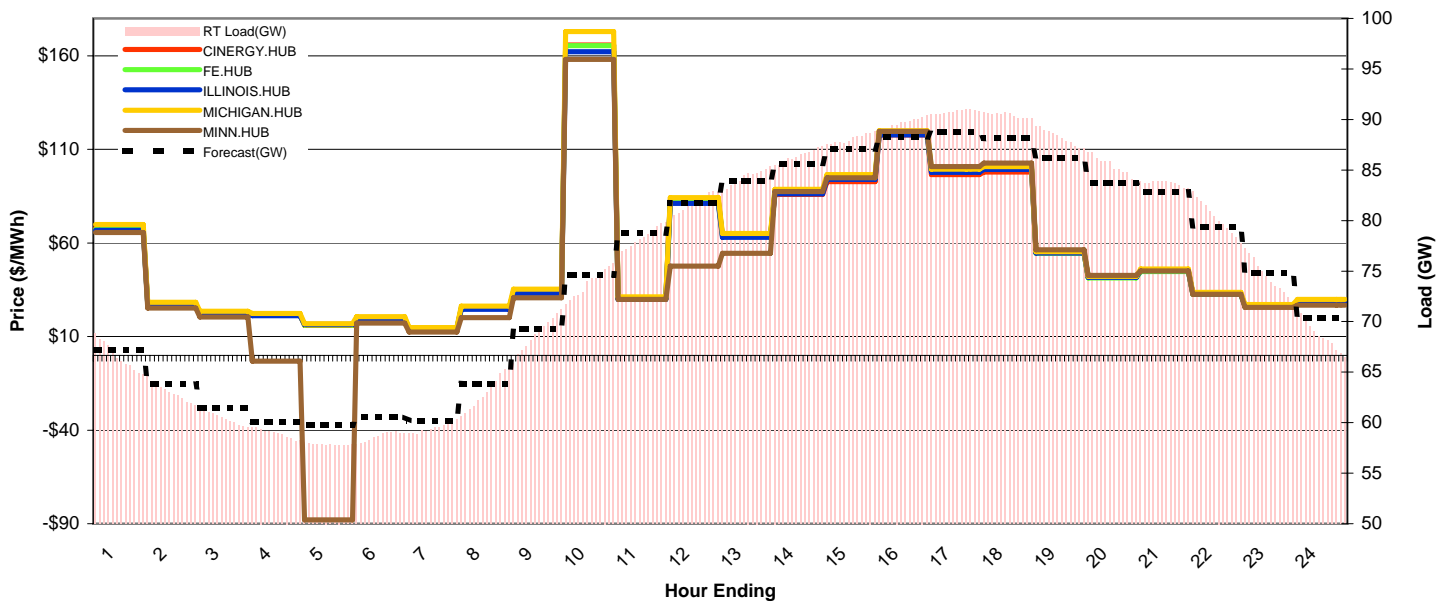
## Day-Ahead Prices and Cleared Load

	HE1	HE2	HE3	HE4	HE5	HE6	HE7	HE8	HE9	HE10	HE11	HE12	HE13	HE14	HE15	HE16	HE17	HE18	HE19	HE20	HE21	HE22	HE23	HE24
CINERGY.HUB	31.77	24.63	21.98	20.88	21.20	20.85	21.11	24.00	30.20	50.81	62.26	74.91	80.99	88.74	101.12	115.31	112.56	94.90	81.00	72.59	74.04	62.49	48.24	42.86
FE.HUB	27.74	23.03	20.57	19.74	21.06	20.71	20.53	24.30	26.08	51.43	63.01	74.72	79.05	84.79	97.50	110.19	107.59	86.61	73.39	67.72	74.51	55.54	35.48	32.50
ILLINOIS.HUB	30.69	23.93	21.32	20.16	20.44	20.15	20.18	23.09	29.08	49.71	60.58	72.68	77.49	84.55	94.29	107.11	104.27	87.77	75.46	69.60	72.49	61.19	47.16	41.92
MICHIGAN.HUB	32.75	25.39	22.66	21.52	21.88	21.52	21.88	24.90	31.53	52.63	64.56	78.08	83.37	90.53	102.13	118.66	114.80	97.99	82.87	75.66	77.87	64.79	49.73	44.17
MINN.HUB	27.43	20.75	18.31	17.00	17.00	16.84	18.49	18.36	28.02	50.75	60.20	70.85	76.79	90.48	93.65	117.58	120.80	112.28	97.74	77.68	69.06	63.54	45.22	38.21
Cleared(GW)	64.7	61.9	59.2	57.8	58.0	58.0	58.9	63.3	67.3	71.1	74.7	76.5	79.6	81.8	84.2	84.7	84.8	83.5	81.7	78.5	79.3	75.4	71.5	67.9



## Preliminary Real-Time Prices with Forecasted and Actual System Load

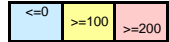
	HE1	HE2	HE3	HE4	HE5	HE6	HE7	HE8	HE9	HE10	HE11	HE12	HE13	HE14	HE15	HE16	HE17	HE18	HE19	HE20	HE21	HE22	HE23	HE24
CINERGY.HUB	67.94	27.42	22.68	21.47	16.00	19.69	14.25	25.22	33.94	165.78	30.45	82.64	64.15	86.03	92.79	117.76	96.50	97.90	54.61	41.64	45.17	32.76	26.37	28.90
FE.HUB	67.35	27.32	22.66	21.51	16.14	19.76	14.30	25.28	33.93	165.39	30.35	82.31	63.90	87.49	95.34	118.74	98.38	99.62	54.42	41.30	44.77	32.52	26.24	28.80
ILLINOIS.HUB	66.83	26.92	22.21	21.15	16.46	19.22	13.89	24.52	33.14	162.24	29.94	81.13	63.12	86.36	94.02	117.70	97.82	99.28	54.66	41.61	45.23	32.75	26.18	28.58
MICHIGAN.HUB	69.91	28.40	23.53	22.34	16.94	20.58	14.89	26.34	35.40	173.03	31.25	84.18	65.03	88.72	96.48	120.03	99.49	100.85	55.26	42.21	46.07	33.60	27.05	29.83
MINN.HUB	65.58	25.20	20.48	-3.10	-88.02	17.23	12.42	20.15	30.67	158.11	29.84	47.65	54.46	87.46	94.80	119.66	100.83	102.74	56.34	42.62	45.07	32.57	25.52	26.86
Forecasted(GW)	67.2	63.8	61.4	60.1	59.8	60.5	60.2	63.9	69.2	74.6	78.7	81.8	83.9	85.6	87.0	88.3	88.7	88.1	86.2	83.7	82.8	79.4	74.8	70.4
(RT) - (DA Load)	1.86	1.12	1.21	1.16	-0.13	0.61	0.56	-0.37	1.45	2.67	3.46	4.96	4.66	4.54	3.90	4.92	5.95	6.88	6.56	6.89	4.38	4.83	2.89	0.74



# MISO Hub Report

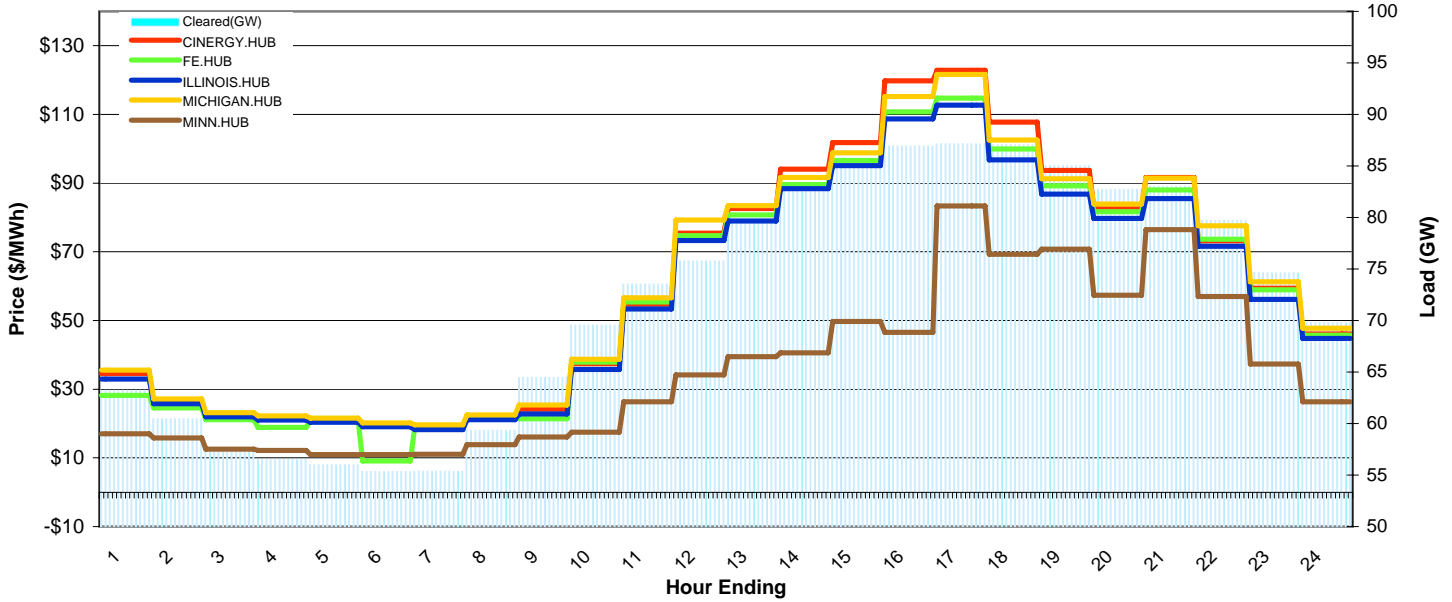
Delivery Day: Sunday, August 12, 2007

Price Color Codes:



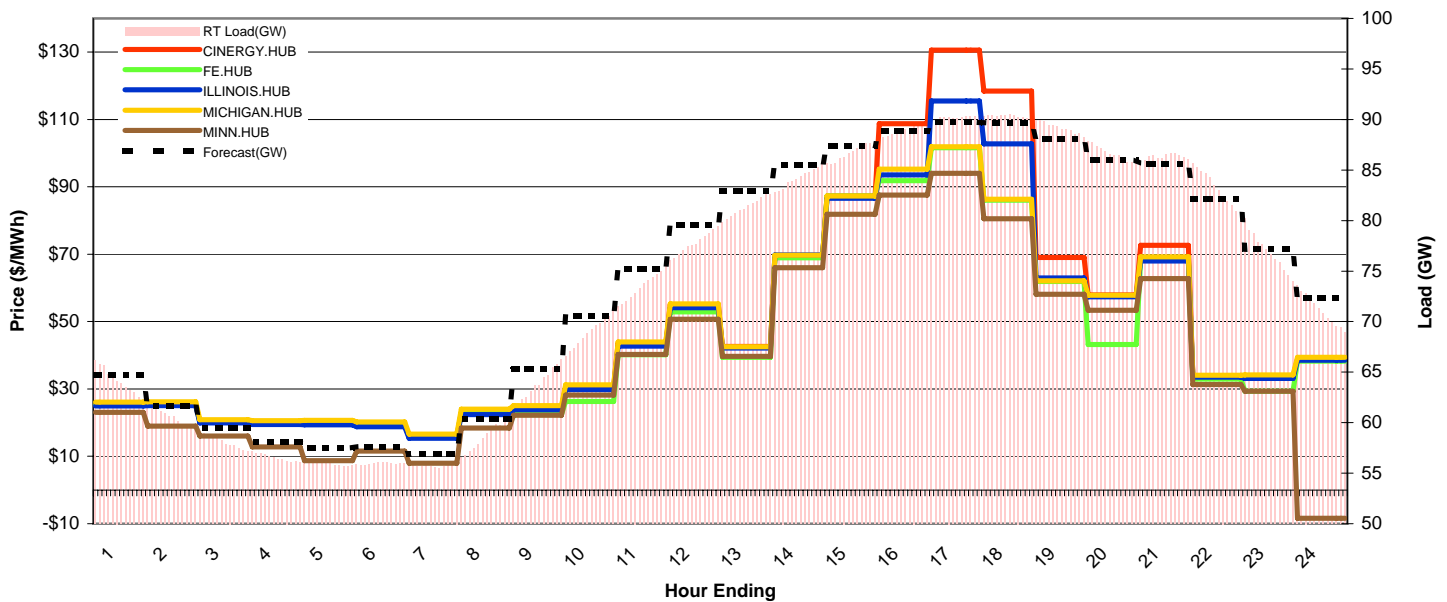
## Day-Ahead Prices and Cleared Load

	HE1	HE2	HE3	HE4	HE5	HE6	HE7	HE8	HE9	HE10	HE11	HE12	HE13	HE14	HE15	HE16	HE17	HE18	HE19	HE20	HE21	HE22	HE23	HE24
CINERGY.HUB	34.54	26.36	22.52	21.61	20.98	19.64	18.96	21.77	24.23	37.42	54.72	75.42	82.61	94.05	101.83	119.74	122.84	107.79	93.73	82.55	91.67	73.24	59.38	46.13
FE.HUB	28.18	24.61	21.14	18.91	20.84	9.09	19.18	22.02	21.41	37.86	55.36	74.69	80.74	89.57	96.62	110.75	114.79	99.98	89.22	81.71	87.97	73.71	58.95	45.70
ILLINOIS.HUB	32.93	25.81	21.97	21.00	20.35	19.09	18.20	21.15	22.82	35.75	53.36	73.33	78.94	88.41	95.09	108.66	112.66	96.80	86.81	79.69	85.50	71.63	56.19	44.80
MICHIGAN.HUB	35.57	27.15	23.19	22.25	21.61	20.23	19.63	22.53	25.41	38.70	56.60	79.21	83.41	91.60	98.81	115.26	121.66	102.59	91.27	83.95	91.43	77.62	61.25	47.76
MINN.HUB	17.01	15.82	12.55	12.16	11.00	11.00	11.10	13.84	16.13	17.52	26.35	34.14	39.48	40.58	49.70	46.55	83.34	69.32	70.82	57.34	76.43	57.00	37.35	26.36
Cleared(GW)	63.2	60.5	57.6	56.5	56.0	55.3	55.4	59.3	64.5	69.6	73.5	75.8	79.7	82.9	85.0	86.9	87.1	87.0	85.0	82.7	83.1	79.7	74.6	69.8



## Preliminary Real-Time Prices with Forecasted and Actual System Load

	HE1	HE2	HE3	HE4	HE5	HE6	HE7	HE8	HE9	HE10	HE11	HE12	HE13	HE14	HE15	HE16	HE17	HE18	HE19	HE20	HE21	HE22	HE23	HE24
CINERGY.HUB	25.33	25.43	20.25	19.83	19.79	19.30	15.80	23.01	24.37	30.52	43.48	54.94	42.67	69.52	87.23	108.74	130.61	118.40	69.02	57.94	72.60	33.87	33.59	38.80
FE.HUB	25.24	25.33	20.19	19.85	19.83	19.34	15.81	23.02	22.43	26.26	40.19	52.92	39.37	68.97	87.26	91.85	101.65	86.07	61.95	43.19	68.70	32.91	29.35	38.23
ILLINOIS.HUB	24.95	25.03	19.89	19.43	19.34	18.82	15.39	22.39	23.82	29.85	42.72	54.15	42.18	69.77	86.57	93.53	115.53	102.72	62.96	57.35	68.00	33.49	33.13	38.59
MICHIGAN.HUB	26.10	26.24	20.90	20.62	20.65	20.19	16.56	24.00	25.09	31.25	43.94	55.29	42.49	69.73	87.28	95.24	101.92	86.37	62.12	57.82	69.23	34.11	34.13	39.42
MINN.HUB	23.05	18.95	16.04	12.76	8.73	11.56	7.93	18.36	22.22	28.23	40.22	50.66	39.73	66.00	81.82	87.59	93.99	80.52	58.12	53.41	62.76	31.34	29.31	-8.43
Forecasted(GW)	64.7	61.6	59.5	58.1	57.5	57.6	56.9	60.3	65.3	70.5	75.3	79.5	82.9	85.5	87.4	88.9	89.7	89.7	88.1	86.0	85.6	82.1	77.2	72.3
(RT) - (DA Load)	0.85	0.09	0.52	0.01	-0.12	0.60	0.40	-0.77	-0.71	-0.70	-0.14	1.93	1.62	1.32	1.63	1.92	2.99	3.25	4.13	3.93	3.22	3.45	2.24	1.35



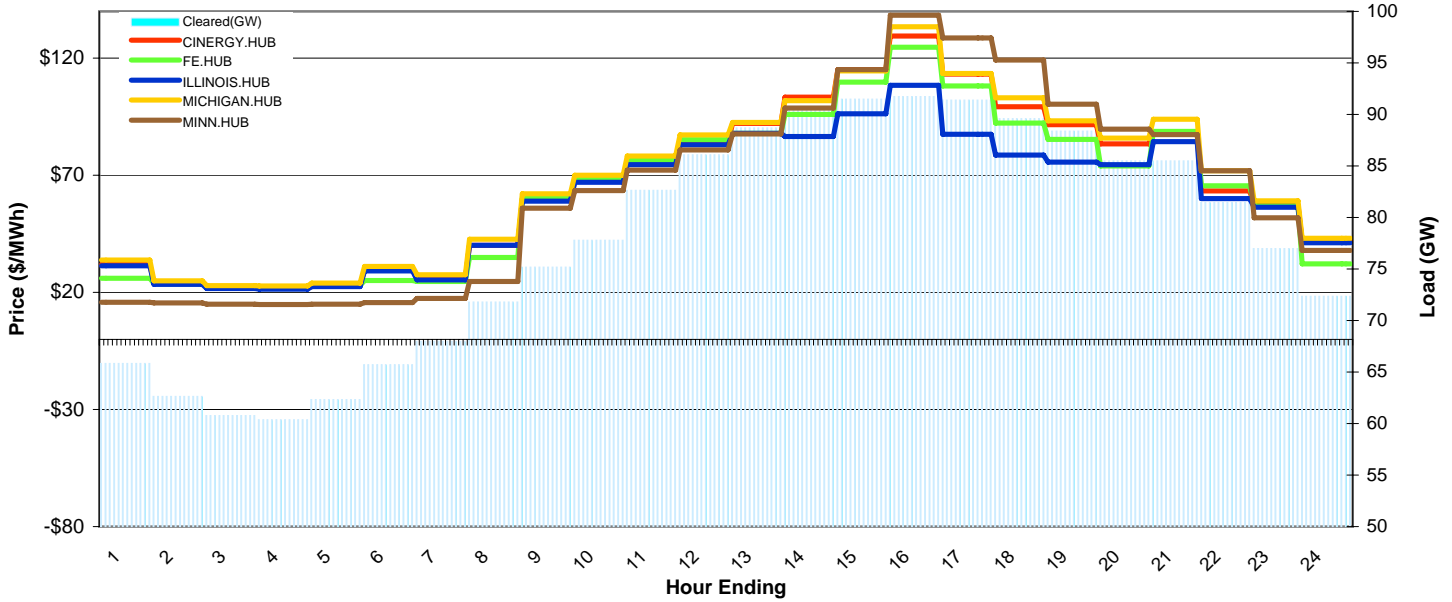
# MISO Hub Report

Delivery Day: Monday, August 13, 2007

Price Color Codes: ≤0 ≥100 ≥200

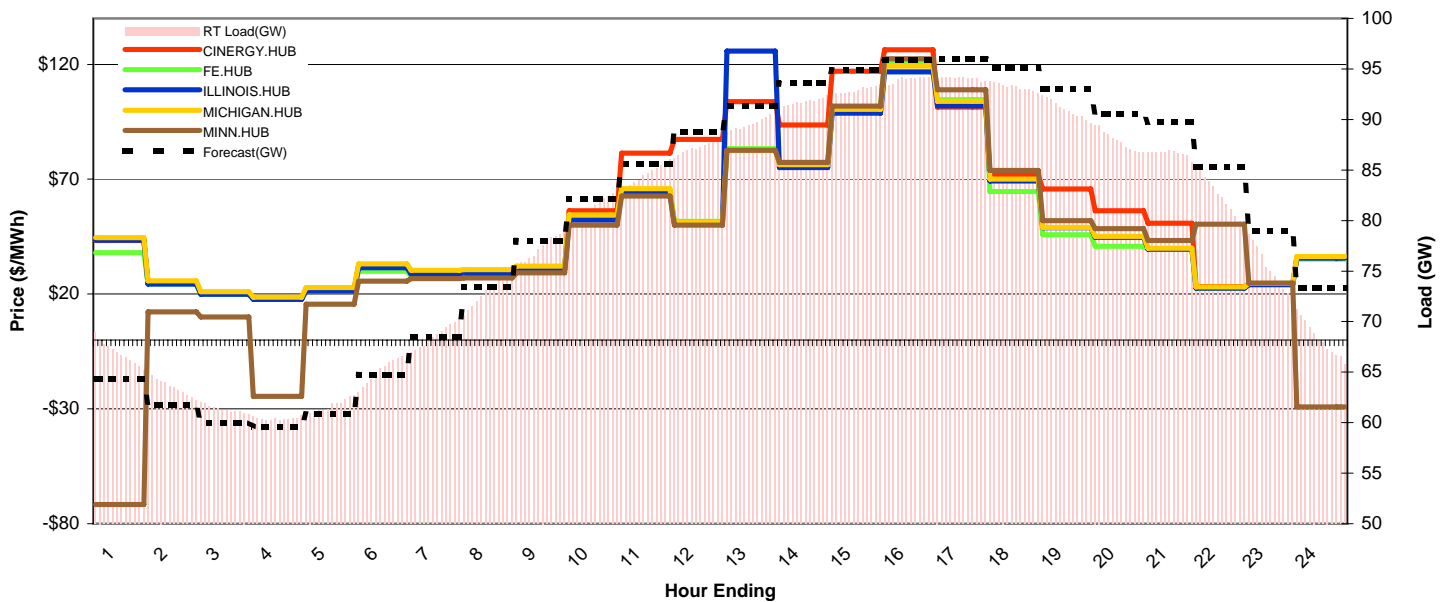
## Day-Ahead Prices and Cleared Load

	HE1	HE2	HE3	HE4	HE5	HE6	HE7	HE8	HE9	HE10	HE11	HE12	HE13	HE14	HE15	HE16	HE17	HE18	HE19	HE20	HE21	HE22	HE23	HE24
CINERGY.HUB	31.88	23.90	22.10	21.89	23.09	29.63	25.82	40.07	59.83	67.45	75.37	83.96	92.16	103.39	115.11	129.49	113.15	99.24	91.61	83.39	87.66	63.40	57.30	41.83
FE.HUB	26.03	23.67	21.91	21.71	22.89	25.07	24.69	34.89	60.12	68.45	76.51	85.27	87.92	95.94	109.78	124.73	108.13	92.26	85.32	74.04	88.69	65.49	56.92	32.22
ILLINOIS.HUB	31.41	23.43	21.60	21.39	22.54	29.15	25.33	40.08	59.00	66.99	74.52	82.97	87.94	86.52	96.25	108.40	87.58	78.61	75.70	74.58	84.37	60.07	56.32	41.14
MICHIGAN.HUB	33.83	24.88	22.92	22.70	23.94	31.15	27.59	42.74	62.06	70.04	78.30	87.25	92.53	101.93	114.61	133.41	113.51	103.06	93.33	85.83	93.94	72.00	59.10	43.11
MINN.HUB	15.82	15.53	15.00	14.83	15.00	15.71	17.44	24.73	55.92	63.43	72.28	80.84	87.69	98.75	115.14	138.37	128.64	119.20	100.34	89.65	87.44	72.00	51.91	37.87
Cleared(GW)	65.8	62.6	60.8	60.4	62.3	65.7	68.0	71.8	75.2	77.8	82.6	86.1	88.7	90.4	91.5	91.7	91.4	89.6	88.4	85.5	85.5	81.5	77.0	72.4



## Preliminary Real-Time Prices with Forecasted and Actual System Load

	HE1	HE2	HE3	HE4	HE5	HE6	HE7	HE8	HE9	HE10	HE11	HE12	HE13	HE14	HE15	HE16	HE17	HE18	HE19	HE20	HE21	HE22	HE23	HE24
CINERGY.HUB	43.28	24.86	20.29	17.86	22.14	32.51	29.69	29.90	31.58	56.25	81.39	87.36	103.80	93.57	116.96	126.41	101.42	71.79	65.78	56.23	50.88	23.24	24.32	35.55
FE.HUB	38.00	24.39	20.02	17.98	21.99	29.94	27.84	30.06	31.72	53.74	65.33	51.63	83.35	77.33	101.57	120.29	104.56	64.63	45.88	40.84	39.57	22.69	24.02	35.28
ILLINOIS.HUB	43.41	24.32	19.84	17.70	21.47	31.42	28.71	28.93	30.69	52.22	64.10	50.44	125.78	75.14	98.75	116.78	101.98	69.28	48.88	44.66	39.51	22.61	24.07	35.61
MICHIGAN.HUB	44.52	25.72	21.05	18.69	22.84	33.19	30.34	30.64	32.16	54.39	65.82	51.15	82.47	76.32	100.46	119.27	103.89	70.06	48.95	45.16	40.03	23.04	24.68	36.39
MINN.HUB	-71.67	12.18	10.06	-24.59	15.64	25.60	26.69	27.05	29.28	49.94	62.73	50.00	82.56	77.27	101.81	122.40	108.95	73.75	51.99	48.45	43.36	50.46	24.72	-29.12
Forecasted(GW)	64.3	61.7	60.0	59.6	60.9	64.8	68.4	73.4	78.0	82.1	85.6	88.8	91.3	93.6	94.9	95.9	96.0	95.1	93.0	90.6	89.7	85.3	79.0	73.4
(RT) - (DA Load)	1.02	0.91	0.55	0.01	-0.67	-0.53	0.57	1.22	2.11	3.49	1.86	1.22	0.87	1.29	1.38	2.18	2.65	3.60	2.59	2.38	1.10	0.95	-1.75	-4.06



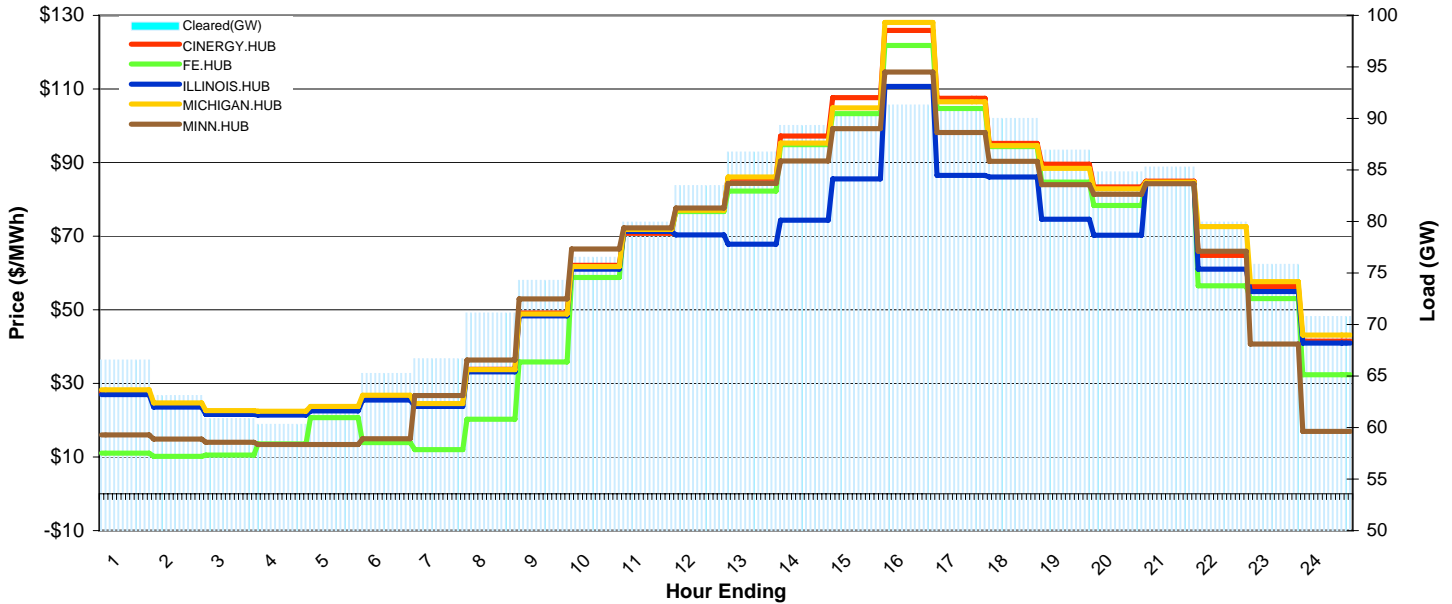
# MISO Hub Report

Delivery Day: Tuesday, August 14, 2007

Price Color Codes: ≤0 ≥100 ≥200

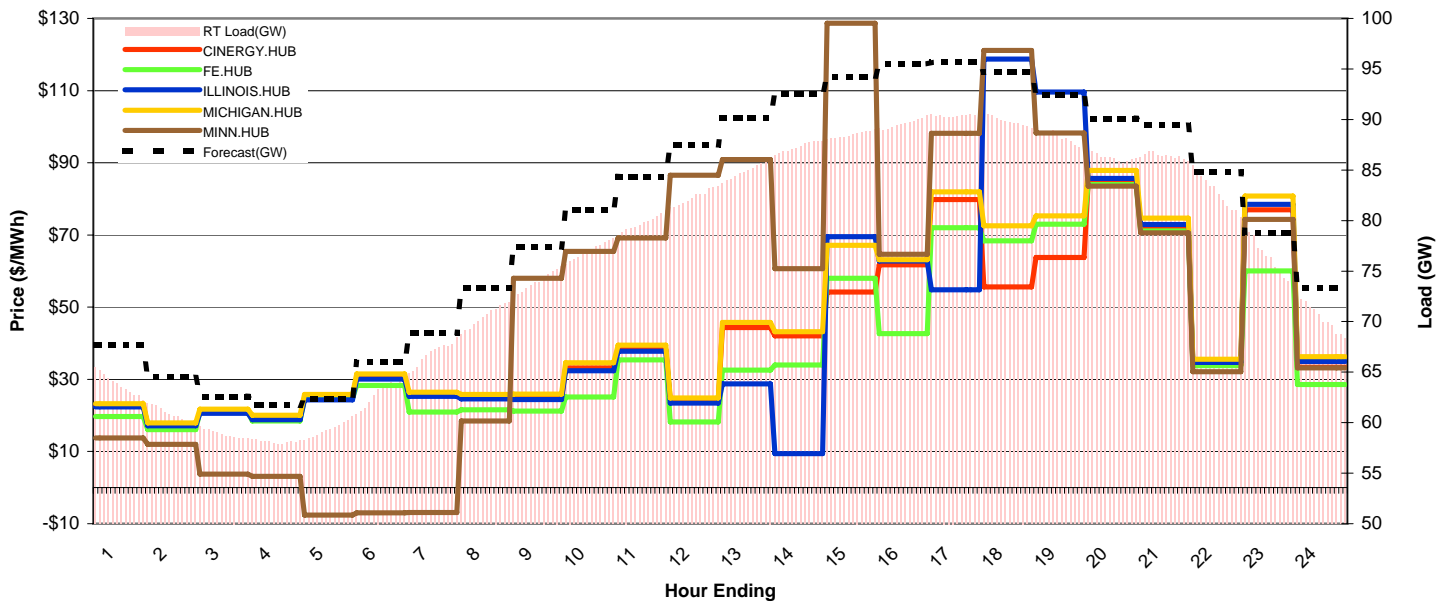
## Day-Ahead Prices and Cleared Load

	HE1	HE2	HE3	HE4	HE5	HE6	HE7	HE8	HE9	HE10	HE11	HE12	HE13	HE14	HE15	HE16	HE17	HE18	HE19	HE20	HE21	HE22	HE23	HE24
CINERGY.HUB	27.53	24.15	22.12	21.92	23.21	26.02	24.46	33.85	49.10	62.06	70.76	77.31	85.76	97.25	107.69	125.88	107.45	95.25	89.58	83.39	84.99	64.76	56.35	41.50
FE.HUB	11.04	10.20	10.49	13.60	20.68	13.93	12.00	20.27	35.83	58.81	71.46	76.71	82.30	94.86	103.30	121.80	104.69	94.34	84.70	78.32	84.37	56.48	53.08	32.35
ILLINOIS.HUB	26.99	23.55	21.55	21.36	22.51	25.49	23.77	33.10	48.33	61.02	71.34	70.32	67.83	74.37	85.57	110.72	86.53	86.08	74.63	70.23	84.46	61.07	54.98	40.97
MICHIGAN.HUB	28.29	24.73	22.65	22.46	23.78	26.77	24.49	33.77	48.90	61.77	71.79	77.07	86.11	95.32	104.90	128.10	106.49	94.61	88.47	82.86	84.72	72.61	57.65	43.11
MINN.HUB	15.97	14.91	14.00	13.41	13.35	14.97	26.72	36.35	52.99	66.56	72.26	77.61	84.37	90.42	99.18	114.57	98.20	90.37	84.01	81.41	84.24	65.94	40.66	16.95
Cleared(GW)	66.5	63.1	60.9	60.3	61.8	65.2	66.7	71.1	74.3	76.5	79.9	83.5	86.7	89.3	90.6	91.3	91.0	90.0	86.9	84.8	85.3	79.9	75.8	70.8



## Preliminary Real-Time Prices with Forecasted and Actual System Load

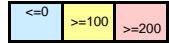
	HE1	HE2	HE3	HE4	HE5	HE6	HE7	HE8	HE9	HE10	HE11	HE12	HE13	HE14	HE15	HE16	HE17	HE18	HE19	HE20	HE21	HE22	HE23	HE24
CINERGY.HUB	22.74	17.44	20.88	19.30	24.90	30.66	25.61	24.87	24.78	33.16	38.24	24.21	44.36	42.07	54.20	61.69	79.82	55.58	63.79	84.61	71.68	34.06	76.94	33.33
FE.HUB	19.71	16.11	20.99	18.44	24.69	28.26	20.92	21.59	21.18	25.13	35.39	18.21	32.56	33.98	57.98	42.64	72.04	68.41	72.99	83.97	71.10	33.81	60.08	28.61
ILLINOIS.HUB	22.38	17.12	20.55	18.86	24.34	30.06	25.30	24.62	24.38	32.39	37.83	23.39	28.78	9.42	69.56	62.76	54.84	118.75	109.58	85.67	72.87	34.71	78.52	34.97
MICHIGAN.HUB	23.29	17.92	21.73	20.08	25.81	31.48	26.40	25.81	25.92	34.61	39.47	24.88	45.81	43.21	67.15	63.11	81.93	72.55	75.31	87.91	74.66	35.60	80.80	36.30
MINN.HUB	13.77	12.02	3.78	3.08	-7.58	-7.00	-6.91	18.47	57.97	65.46	69.15	86.52	90.88	60.65	128.65	64.68	98.19	121.14	98.23	83.51	70.62	32.15	74.33	33.21
Forecasted(GW)	67.7	64.6	62.6	61.7	62.3	66.0	68.9	73.3	77.4	81.0	84.3	87.4	90.1	92.5	94.2	95.5	95.7	94.7	92.5	90.1	89.4	84.8	78.8	73.3
(RT) - (DA Load)	-2.79	-2.27	-2.02	-2.20	-2.55	-2.30	0.11	-0.66	-0.36	0.45	-0.21	-1.19	-1.81	-2.08	-2.17	-1.73	-0.60	-0.19	1.26	1.39	1.10	2.89	0.49	-0.32



# MISO Hub Report

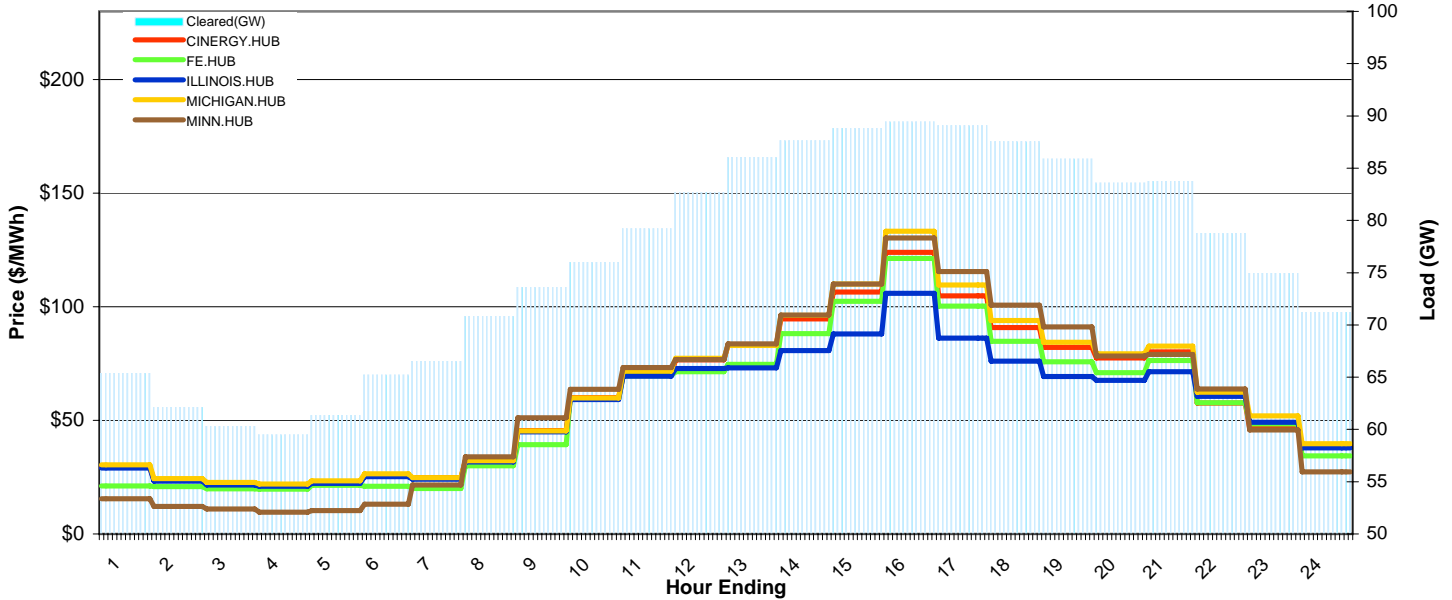
Delivery Day: Wednesday, August 15, 2007

Price Color Codes:



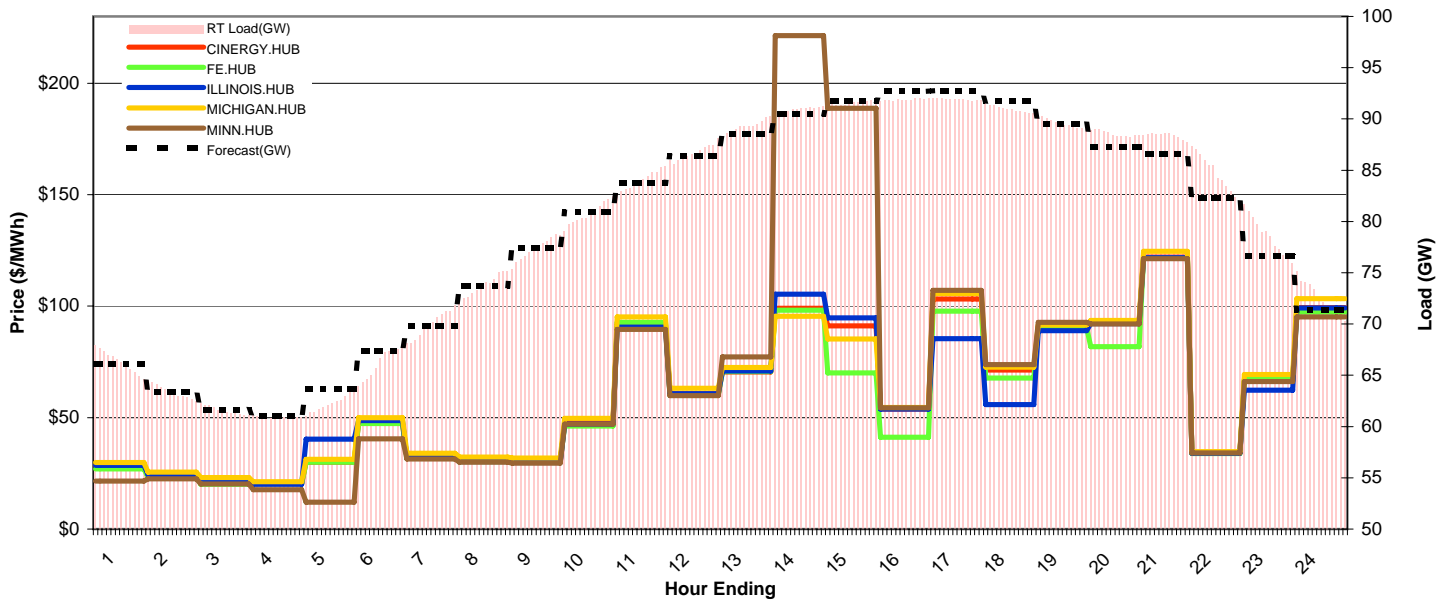
## Day-Ahead Prices and Cleared Load

	HE1	HE2	HE3	HE4	HE5	HE6	HE7	HE8	HE9	HE10	HE11	HE12	HE13	HE14	HE15	HE16	HE17	HE18	HE19	HE20	HE21	HE22	HE23	HE24
CINERGY.HUB	29.39	23.65	22.02	21.40	22.74	25.70	24.79	32.30	45.51	60.02	69.85	76.61	83.18	94.68	106.50	123.99	104.82	90.80	82.12	77.43	80.20	57.59	46.42	38.59
FE.HUB	21.18	20.85	19.82	19.78	21.47	21.01	20.00	29.94	39.24	59.63	69.62	71.39	74.58	88.10	102.39	121.25	100.29	84.77	75.80	71.02	76.29	57.71	48.48	34.37
ILLINOIS.HUB	28.99	23.19	21.53	21.01	22.24	25.15	24.12	31.73	44.88	59.17	69.47	72.76	73.07	80.71	87.99	105.90	86.24	76.00	69.26	67.61	71.38	60.53	49.17	37.93
MICHIGAN.HUB	30.40	24.34	22.62	22.04	23.43	26.43	24.76	32.23	45.39	59.88	71.68	77.33	83.00	96.25	110.00	133.19	109.63	93.95	84.30	79.23	82.61	62.35	51.95	39.68
MINN.HUB	15.46	12.08	10.92	9.60	10.26	13.09	21.57	33.96	51.06	63.68	73.27	76.78	83.64	96.29	109.98	130.30	115.56	100.69	91.14	78.34	78.99	63.85	45.74	27.29
Cleared(GW)	65.4	62.1	60.3	59.5	61.3	65.2	66.5	70.8	73.6	76.0	79.2	82.7	86.1	87.6	88.8	89.4	89.1	87.5	85.9	83.6	83.8	78.8	75.0	71.2



## Preliminary Real-Time Prices with Forecasted and Actual System Load

	HE1	HE2	HE3	HE4	HE5	HE6	HE7	HE8	HE9	HE10	HE11	HE12	HE13	HE14	HE15	HE16	HE17	HE18	HE19	HE20	HE21	HE22	HE23	HE24
CINERGY.HUB	28.54	24.49	22.23	20.32	29.97	47.37	32.21	30.53	30.35	47.86	91.83	60.80	70.53	99.02	91.20	53.89	103.28	71.37	90.89	92.66	122.06	34.02	66.66	99.28
FE.HUB	26.98	23.22	20.15	20.36	30.00	47.38	31.85	30.32	30.66	46.18	92.68	60.12	70.62	98.17	70.01	41.14	97.77	67.71	90.48	81.89	121.54	33.89	67.26	97.31
ILLINOIS.HUB	28.52	24.35	22.00	20.03	40.40	48.67	31.97	30.31	29.89	47.13	90.58	60.73	70.95	105.45	94.77	53.91	85.41	55.91	89.02	92.14	121.68	33.99	62.31	99.17
MICHIGAN.HUB	29.83	25.62	23.18	21.31	31.32	50.03	33.96	32.24	31.94	49.72	95.20	63.20	72.54	95.46	85.24	54.57	105.62	72.61	91.54	93.56	124.65	34.77	69.35	103.35
MINN.HUB	21.51	22.55	20.19	17.66	12.06	40.45	31.41	29.94	29.53	47.06	89.55	59.93	77.20	221.39	188.85	54.47	107.15	73.85	92.71	92.08	121.37	34.21	66.24	95.17
Forecasted(GW)	66.1	63.3	61.6	61.0	63.7	67.4	69.8	73.7	77.5	80.9	83.8	86.4	88.5	90.5	91.8	92.7	92.8	91.7	89.5	87.2	86.6	82.3	76.6	71.3
(RT) - (DA Load)	0.92	1.29	1.24	1.41	0.87	0.88	3.40	2.93	3.70	4.79	4.78	4.01	3.20	3.27	2.72	2.42	2.81	3.40	3.70	4.97	4.59	5.92	3.64	1.35

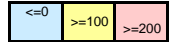




# MISO Hub Report

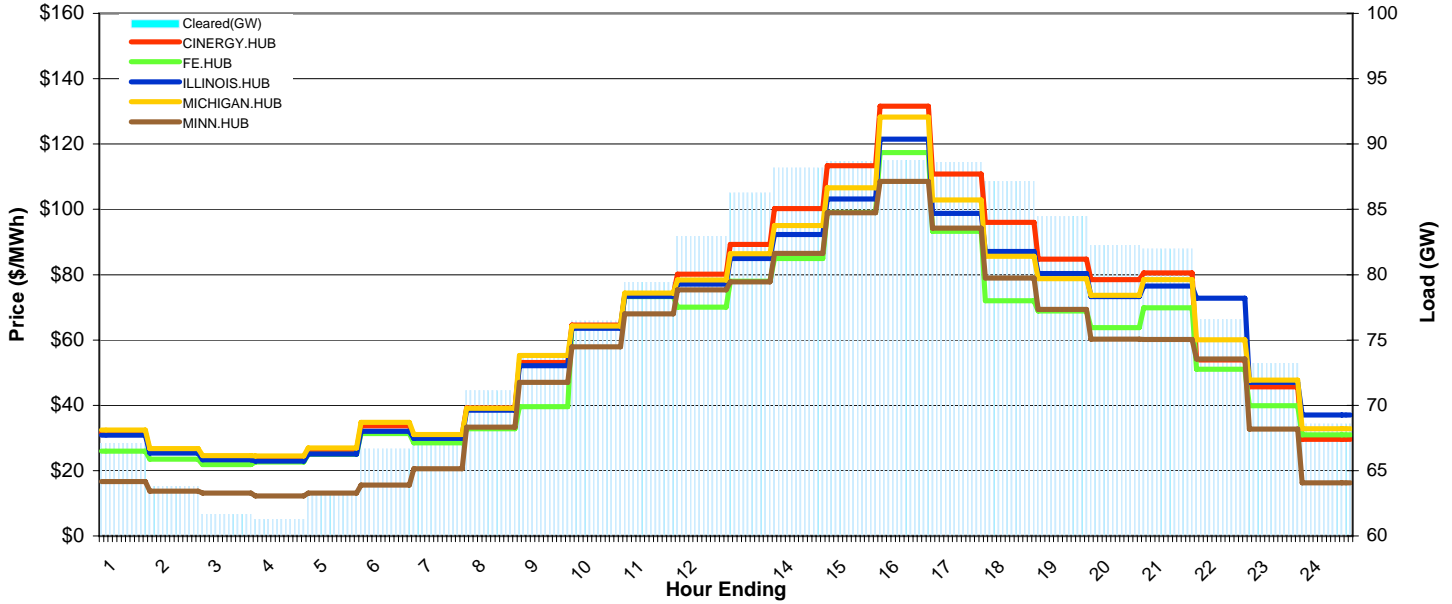
Delivery Day: Thursday, August 16, 2007

Price Color Codes:



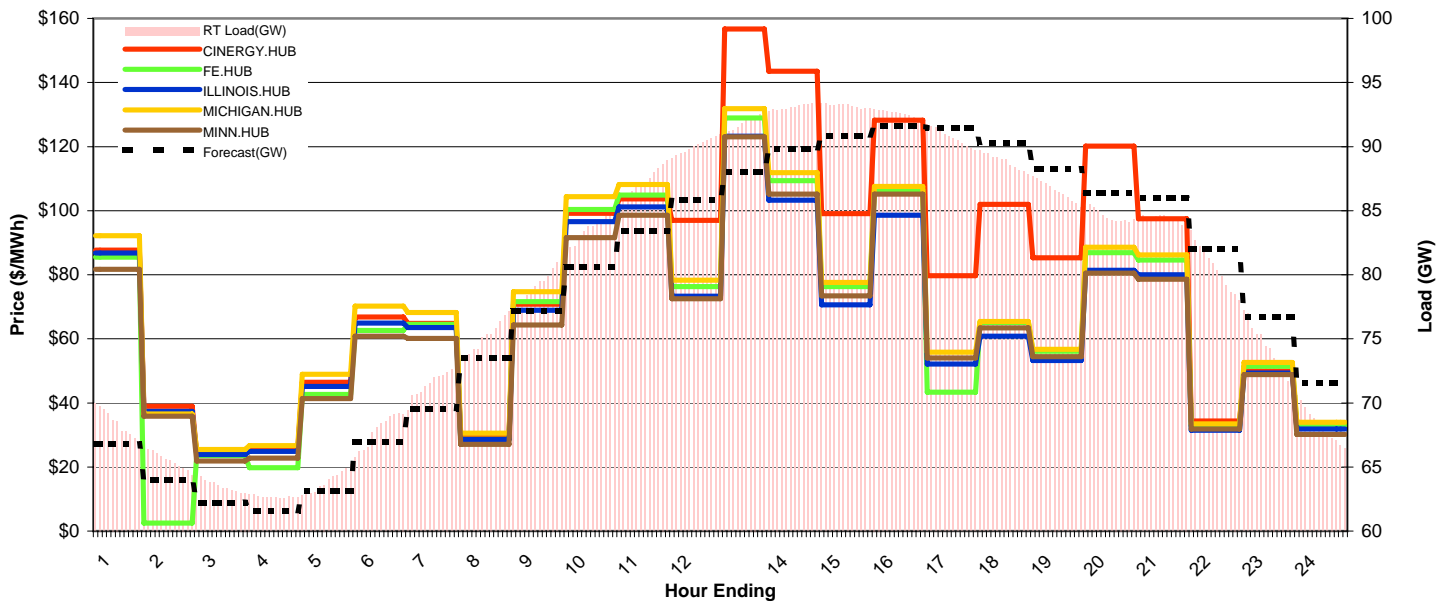
## Day-Ahead Prices and Cleared Load

	HE1	HE2	HE3	HE4	HE5	HE6	HE7	HE8	HE9	HE10	HE11	HE12	HE13	HE14	HE15	HE16	HE17	HE18	HE19	HE20	HE21	HE22	HE23	HE24
CINERGY.HUB	31.60	26.03	23.96	23.77	26.14	33.66	30.96	39.22	53.10	64.56	73.87	80.10	89.30	100.22	113.39	131.63	110.85	96.02	84.72	78.44	80.56	53.93	45.62	29.60
FE.HUB	25.95	23.53	21.83	22.64	24.97	31.36	28.51	32.84	39.57	64.04	73.25	70.02	77.96	84.93	99.03	117.40	93.32	72.04	68.91	63.83	69.83	51.09	39.92	31.01
ILLINOIS.HUB	30.89	25.40	23.35	22.95	25.04	32.02	29.86	38.50	52.13	63.60	73.43	77.13	84.96	92.27	103.13	121.46	98.81	87.06	80.31	73.30	76.54	72.77	47.02	37.08
MICHIGAN.HUB	32.45	26.77	24.64	24.45	26.91	34.76	31.02	39.14	55.23	64.30	74.34	78.34	86.38	95.07	106.59	128.30	102.90	85.65	78.81	73.66	78.46	60.06	47.74	32.82
MINN.HUB	16.70	13.67	13.13	12.29	13.12	15.58	20.54	33.27	47.00	57.92	68.00	75.34	77.77	86.50	99.00	108.58	94.22	78.99	69.39	60.26	60.18	54.15	32.76	16.27
Cleared(GW)	67.1	63.8	61.7	61.3	63.4	66.7	67.9	71.1	73.8	76.4	79.4	83.0	86.3	88.2	88.7	88.7	88.6	87.2	84.4	82.2	82.0	76.6	73.2	68.6



## Preliminary Real-Time Prices with Forecasted and Actual System Load

	HE1	HE2	HE3	HE4	HE5	HE6	HE7	HE8	HE9	HE10	HE11	HE12	HE13	HE14	HE15	HE16	HE17	HE18	HE19	HE20	HE21	HE22	HE23	HE24
CINERGY.HUB	87.71	38.92	24.36	25.44	46.45	66.78	64.83	29.20	70.82	99.15	103.66	96.93	156.71	143.48	99.04	128.28	79.66	102.01	85.33	120.10	97.48	34.35	49.94	32.08
FE.HUB	85.45	2.45	23.62	19.78	42.61	62.59	64.52	28.65	71.63	100.38	104.84	76.28	128.98	109.35	76.27	106.59	43.36	65.15	56.17	86.86	84.55	32.87	51.39	33.15
ILLINOIS.HUB	86.78	37.31	23.87	24.84	45.12	64.94	63.55	28.61	68.87	96.53	101.13	73.35	123.27	103.29	70.60	98.53	52.15	60.85	53.23	81.35	80.02	31.51	49.38	31.82
MICHIGAN.HUB	92.18	36.56	25.43	26.69	48.90	70.24	68.18	30.54	74.71	104.37	108.20	78.29	131.79	111.82	77.57	107.54	55.87	65.46	56.71	88.63	86.15	33.41	52.60	33.99
MINN.HUB	81.67	35.89	21.84	22.74	41.38	60.82	60.14	27.07	64.35	91.55	98.61	72.52	123.02	105.15	73.45	105.12	54.01	63.44	54.47	80.54	78.60	31.82	48.79	30.21
Forecasted(GW)	66.8	64.0	62.2	61.6	63.1	66.9	69.5	73.5	77.1	80.6	83.4	85.9	88.0	89.8	90.9	91.6	91.5	90.3	88.3	86.4	86.0	82.0	76.7	71.6
(RT) - (DA Load)	1.33	1.75	1.86	1.40	0.46	1.15	3.61	3.91	5.48	7.14	7.85	7.09	5.64	4.91	4.47	3.79	2.11	1.65	2.08	2.36	2.39	4.00	1.01	-0.24



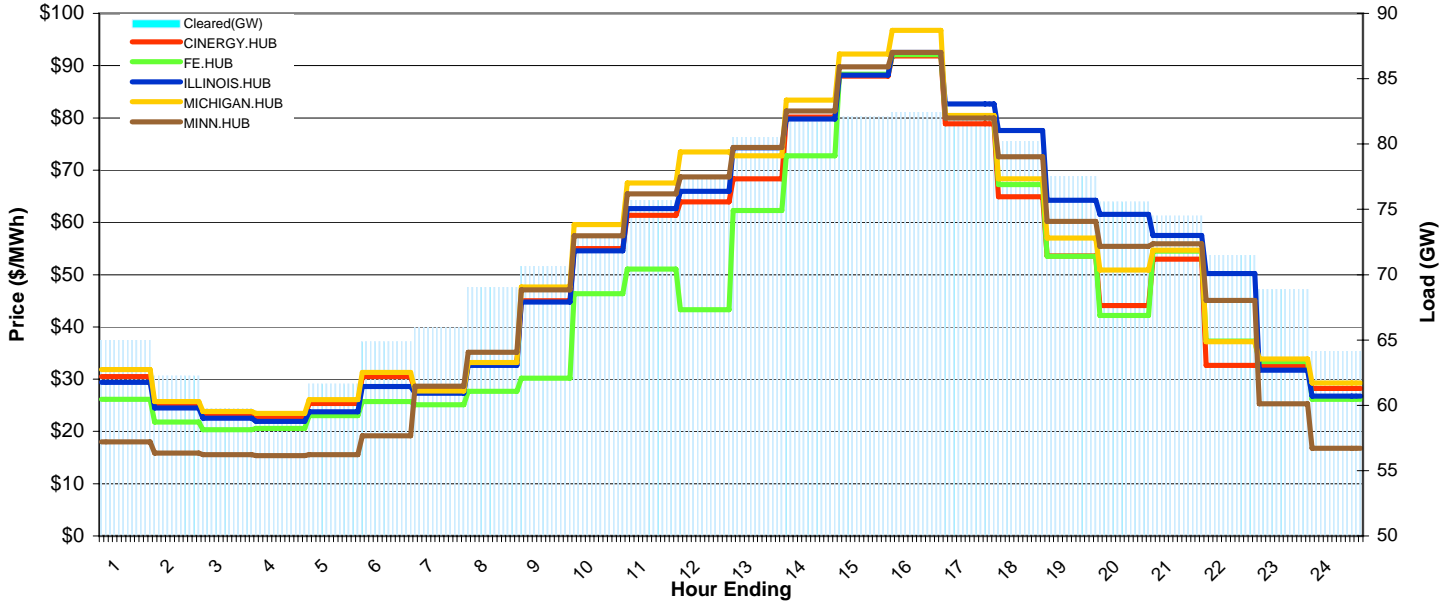
# MISO Hub Report

Delivery Day: Friday, August 17, 2007

Price Color Codes: ≤0 ≥100 ≥200

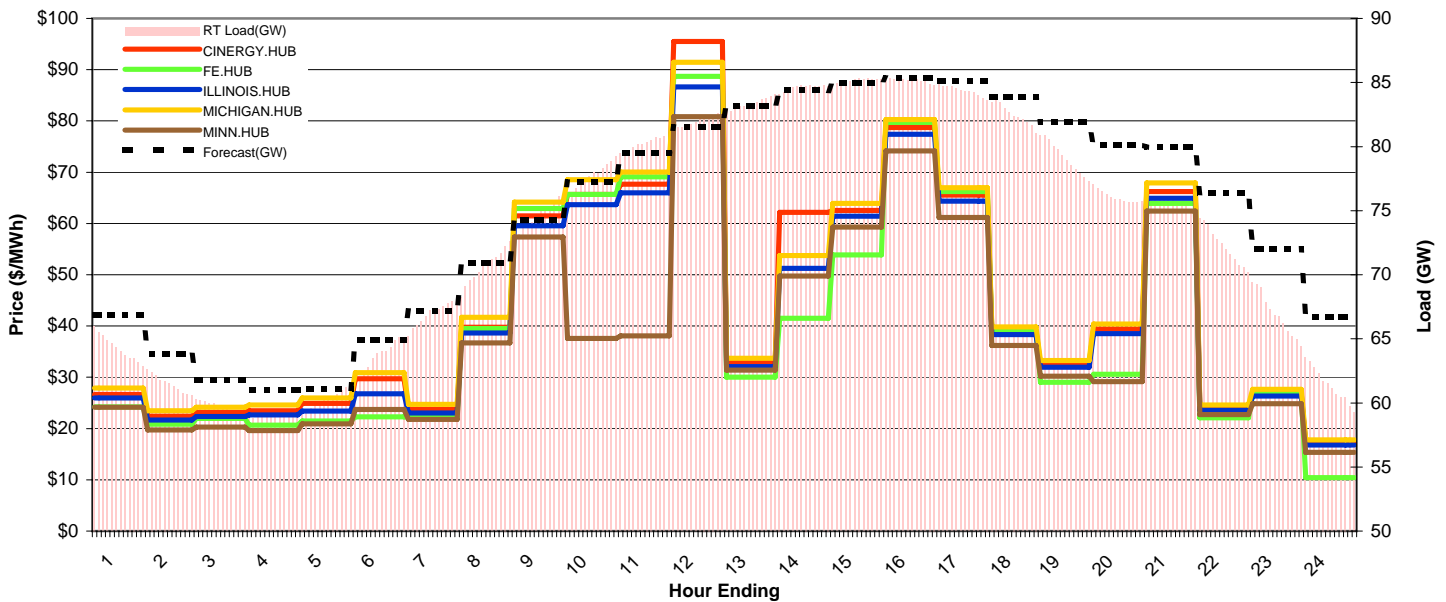
## Day-Ahead Prices and Cleared Load

	HE1	HE2	HE3	HE4	HE5	HE6	HE7	HE8	HE9	HE10	HE11	HE12	HE13	HE14	HE15	HE16	HE17	HE18	HE19	HE20	HE21	HE22	HE23	HE24
CINERGY.HUB	30.51	24.98	23.14	22.82	25.36	30.49	27.78	33.11	45.00	54.97	61.38	63.96	68.36	80.14	87.97	91.85	78.87	64.90	53.59	44.12	52.95	32.66	32.51	28.25
FE.HUB	26.13	21.78	20.33	20.59	23.05	25.69	25.10	27.66	30.21	46.33	51.08	43.28	62.30	72.77	88.37	92.11	80.20	67.22	53.53	42.20	54.52	37.32	33.38	26.12
ILLINOIS.HUB	29.41	24.51	22.55	21.94	23.73	28.59	27.34	32.63	44.76	54.58	62.62	65.98	74.31	79.82	88.20	92.50	82.70	77.57	64.23	61.57	57.48	50.24	31.71	26.74
MICHIGAN.HUB	31.82	25.75	23.80	23.45	26.10	31.30	27.76	33.20	47.63	59.59	67.53	73.49	72.72	83.38	92.22	96.75	80.48	68.31	57.04	50.89	54.67	37.18	33.84	29.26
MINN.HUB	18.00	15.85	15.56	15.36	15.54	19.19	28.68	35.18	47.07	57.46	65.45	68.69	74.34	81.34	89.76	92.53	79.96	72.59	60.22	55.41	55.91	45.04	25.32	16.78
Cleared(GW)	65.0	62.3	59.8	59.3	61.6	64.9	66.0	69.1	70.6	73.0	75.7	77.6	80.5	81.7	82.1	82.4	81.9	80.2	77.5	75.6	74.5	71.5	68.9	64.1



## Preliminary Real-Time Prices with Forecasted and Actual System Load

	HE1	HE2	HE3	HE4	HE5	HE6	HE7	HE8	HE9	HE10	HE11	HE12	HE13	HE14	HE15	HE16	HE17	HE18	HE19	HE20	HE21	HE22	HE23	HE24
CINERGY.HUB	26.64	22.41	23.15	23.48	24.91	29.73	23.75	39.74	61.50	65.68	67.67	95.48	33.05	62.16	62.53	78.71	65.57	39.00	32.52	39.36	66.25	23.96	26.78	17.16
FE.HUB	24.25	20.88	21.95	20.68	21.45	22.31	22.16	39.50	62.95	65.69	69.13	88.72	30.01	41.52	53.84	79.69	66.21	39.24	29.05	30.59	63.95	22.10	26.79	10.44
ILLINOIS.HUB	25.94	21.64	22.33	22.65	23.40	26.75	23.04	38.64	59.52	63.66	65.98	86.65	32.10	51.26	61.40	77.38	64.35	38.35	31.99	38.52	64.90	23.59	26.34	16.77
MICHIGAN.HUB	27.91	23.47	24.18	24.57	25.97	30.88	24.72	41.68	64.16	68.56	70.06	91.46	33.69	53.72	63.95	80.30	67.00	39.83	33.28	40.36	67.91	24.60	27.63	17.79
MINN.HUB	24.17	19.73	20.30	19.57	20.91	23.75	21.79	36.72	57.34	37.59	38.09	80.86	31.41	49.73	59.32	74.14	61.16	36.19	30.22	29.18	62.42	22.74	24.85	15.36
Forecasted(GW)	66.9	63.8	61.8	61.0	61.1	64.9	67.2	70.9	74.3	77.3	79.5	81.5	83.2	84.4	85.0	85.3	85.1	83.9	81.9	80.1	80.0	76.4	72.0	66.7
(RT) - (DA Load)	-0.69	-0.76	-0.08	-0.26	-1.34	-1.24	0.95	1.58	3.95	4.68	4.58	4.36	2.83	2.91	3.07	2.69	2.48	2.30	1.63	0.49	1.07	0.76	-1.99	-2.74



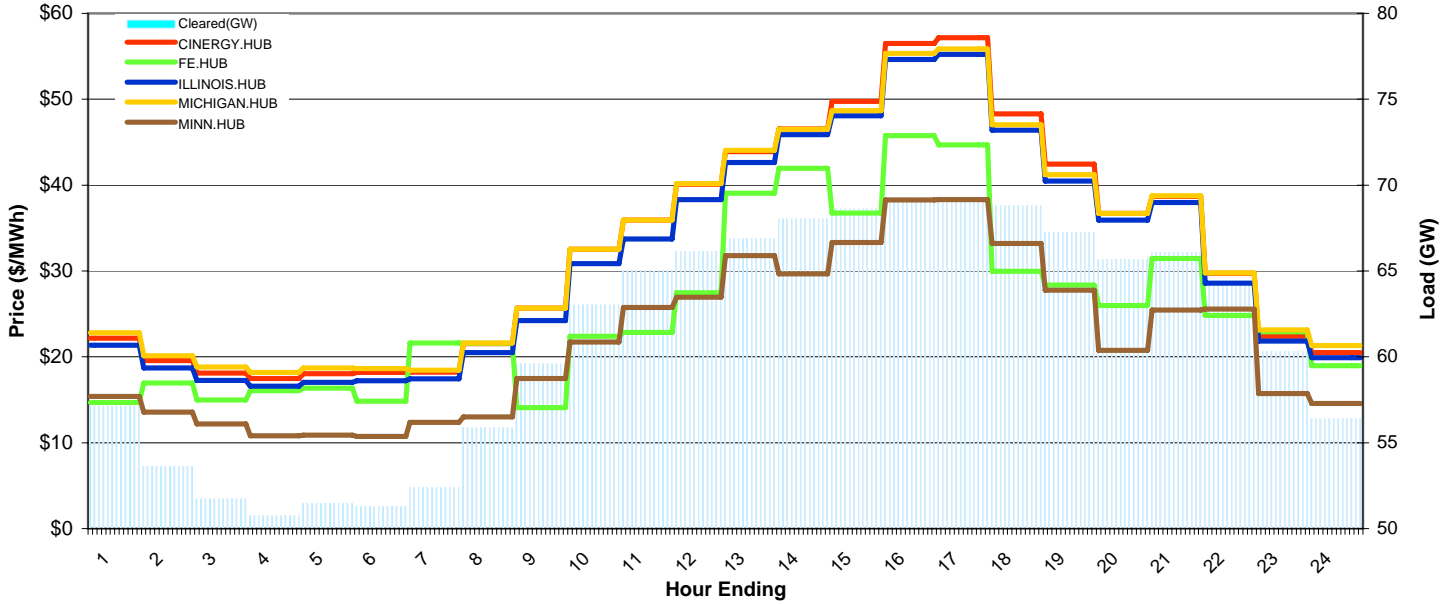
# MISO Hub Report

Delivery Day: Saturday, August 18, 2007

Price Color Codes: ≤0 ≥100 ≥200

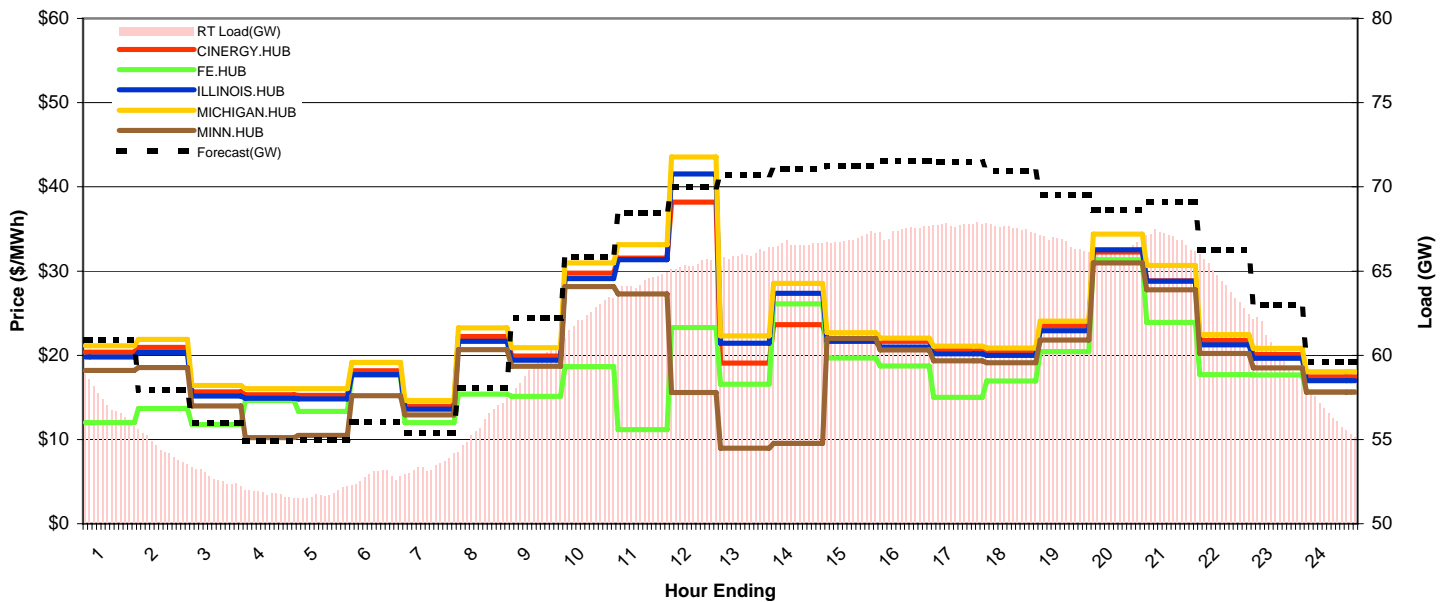
## Day-Ahead Prices and Cleared Load

	HE1	HE2	HE3	HE4	HE5	HE6	HE7	HE8	HE9	HE10	HE11	HE12	HE13	HE14	HE15	HE16	HE17	HE18	HE19	HE20	HE21	HE22	HE23	HE24
CINERGY.HUB	22.16	19.57	18.11	17.47	18.02	18.17	18.21	21.53	25.69	32.55	35.92	40.09	43.89	46.53	49.77	56.48	57.15	48.29	42.45	36.69	38.67	29.74	22.41	20.51
FE.HUB	14.68	16.94	15.00	16.05	16.37	14.85	21.62	21.59	14.10	22.41	22.83	27.48	39.07	41.95	36.76	45.77	44.68	29.98	28.35	25.98	31.46	24.81	22.91	18.98
ILLINOIS.HUB	21.35	18.71	17.24	16.59	17.04	17.22	17.45	20.49	24.22	30.87	33.73	38.31	42.64	45.87	48.07	54.62	55.23	46.39	40.49	35.92	37.98	28.58	21.85	19.91
MICHIGAN.HUB	22.79	20.14	18.81	18.17	18.72	18.65	18.45	21.62	25.67	32.55	35.93	40.17	44.04	46.50	48.68	55.33	55.86	47.02	41.20	36.72	38.74	29.77	23.13	21.33
MINN.HUB	15.40	13.56	12.18	10.79	10.89	10.75	12.39	13.02	17.47	21.72	25.75	26.96	31.80	29.68	33.30	38.29	38.31	33.19	27.75	20.74	25.47	25.56	15.74	14.59
Cleared(GW)	57.1	53.6	51.7	50.7	51.5	51.3	52.4	55.9	59.6	63.0	65.1	66.1	66.9	68.0	68.6	69.3	69.3	68.8	67.2	65.7	66.1	64.2	60.3	56.4



## Preliminary Real-Time Prices with Forecasted and Actual System Load

	HE1	HE2	HE3	HE4	HE5	HE6	HE7	HE8	HE9	HE10	HE11	HE12	HE13	HE14	HE15	HE16	HE17	HE18	HE19	HE20	HE21	HE22	HE23	HE24
CINERGY.HUB	20.35	20.94	15.65	15.31	15.24	18.17	13.94	22.23	19.92	29.74	31.53	38.17	19.06	23.63	21.71	21.65	20.76	20.54	23.50	32.25	28.85	21.76	20.11	17.43
FE.HUB	11.99	13.68	11.79	14.63	13.32	17.64	12.01	15.40	15.12	18.67	11.17	23.29	16.56	26.10	19.69	18.73	15.02	16.93	20.45	31.34	23.89	17.69	17.66	15.69
ILLINOIS.HUB	19.81	20.33	15.16	14.88	14.83	17.69	13.59	21.66	19.43	29.11	31.34	41.55	21.42	27.36	21.65	20.98	20.18	19.97	22.92	32.52	28.80	21.26	19.63	16.97
MICHIGAN.HUB	21.14	21.89	16.40	16.05	16.05	19.16	14.64	23.24	20.89	30.97	33.12	43.55	22.32	28.54	22.68	22.03	21.08	20.87	24.05	34.40	30.65	22.46	20.84	18.06
MINN.HUB	18.20	18.55	13.98	10.22	10.50	15.19	12.92	20.66	18.68	28.15	27.28	15.58	8.95	9.55	22.01	20.64	19.33	19.11	21.80	30.98	27.76	20.20	18.52	15.61
Forecasted(GW)	60.9	58.0	56.0	54.9	55.0	56.0	55.4	58.0	62.2	65.9	68.4	70.0	70.7	71.1	71.3	71.5	71.5	70.9	69.5	68.6	69.1	66.2	63.0	59.6
(RT) - (DA Load)	0.03	0.84	1.02	1.05	0.29	1.53	1.03	0.07	-0.18	-0.59	-0.71	-0.72	-0.88	-1.44	-1.69	-1.86	-1.53	-1.24	-0.56	0.59	0.84	0.01	0.01	0.14



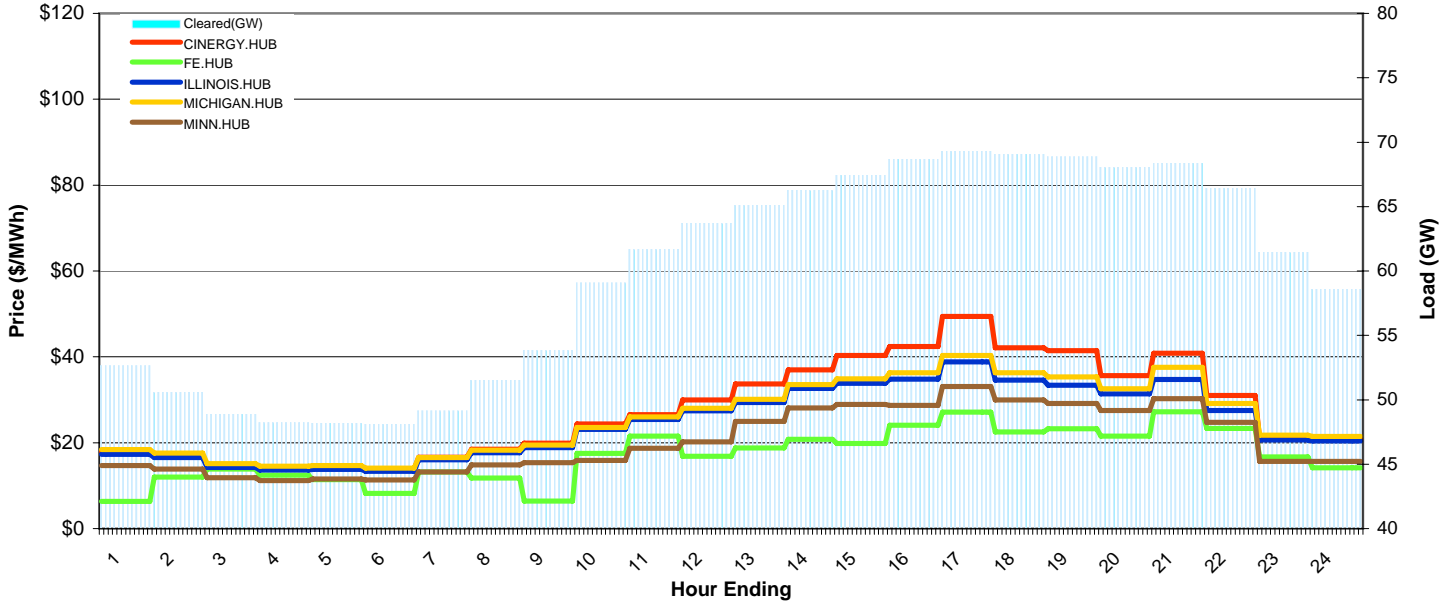
# MISO Hub Report

Delivery Day: Sunday, August 19, 2007

Price Color Codes: ≤0 ≥100 ≥200

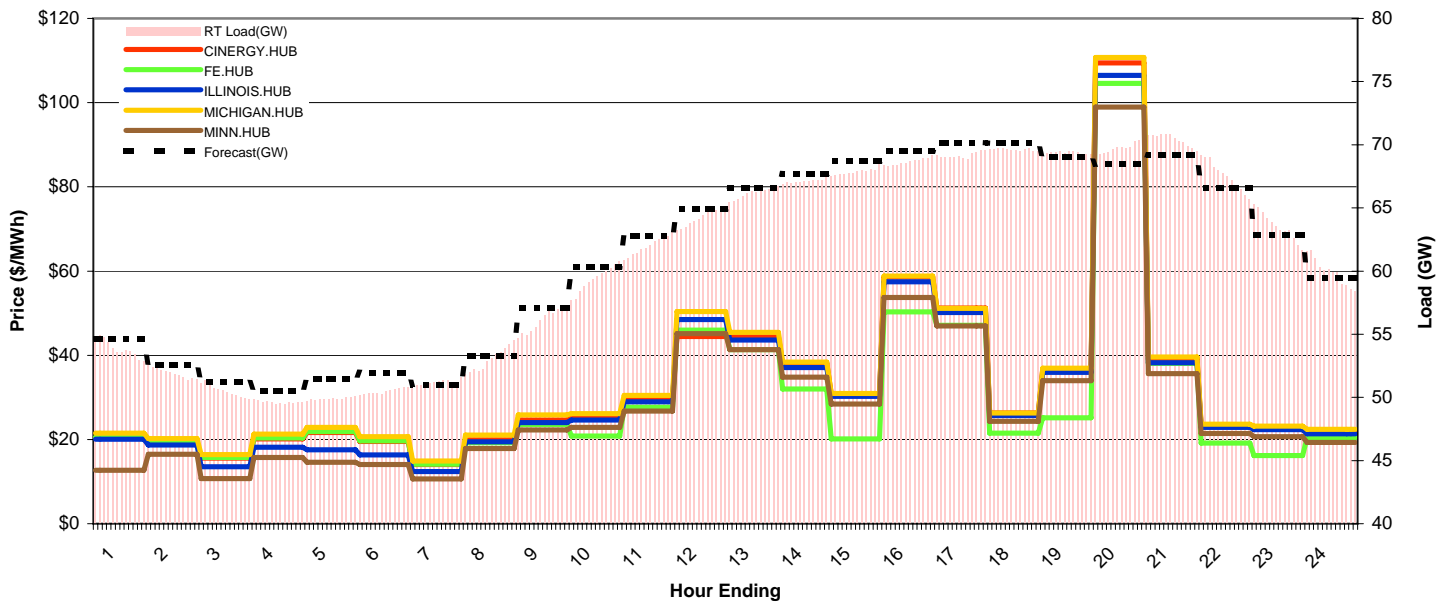
## Day-Ahead Prices and Cleared Load

	HE1	HE2	HE3	HE4	HE5	HE6	HE7	HE8	HE9	HE10	HE11	HE12	HE13	HE14	HE15	HE16	HE17	HE18	HE19	HE20	HE21	HE22	HE23	HE24
CINERGY.HUB	17.97	17.10	14.64	14.10	14.28	13.77	16.64	18.52	19.90	24.37	26.56	29.96	33.68	37.00	40.32	42.38	49.40	42.08	41.42	35.66	40.88	30.97	20.91	20.91
FE.HUB	6.37	12.01	13.86	12.42	11.39	8.18	13.20	11.80	6.44	17.48	21.52	16.82	18.75	20.80	19.82	24.04	27.14	22.49	23.26	21.56	27.18	23.34	16.70	14.14
ILLINOIS.HUB	17.32	16.56	14.23	13.61	13.79	13.31	16.04	17.67	18.84	23.10	25.43	27.45	29.40	32.61	33.85	34.78	38.86	34.62	33.42	31.40	34.74	27.48	20.66	20.42
MICHIGAN.HUB	18.40	17.60	15.10	14.57	14.71	14.11	16.53	18.27	19.43	23.52	25.99	28.01	30.13	33.57	34.90	36.27	40.32	36.30	35.32	32.55	37.54	29.11	21.73	21.48
MINN.HUB	14.66	13.87	11.86	11.19	11.58	11.32	13.21	14.81	15.37	15.89	18.68	20.23	24.99	28.12	28.89	28.68	33.06	30.00	29.13	27.53	30.29	24.78	15.65	15.64
Cleared(GW)	52.7	50.6	48.9	48.2	48.2	48.1	49.1	51.5	53.8	59.1	61.7	63.7	65.1	66.3	67.5	68.7	69.3	69.1	68.9	68.1	68.4	66.4	61.4	58.6



## Preliminary Real-Time Prices with Forecasted and Actual System Load

	HE1	HE2	HE3	HE4	HE5	HE6	HE7	HE8	HE9	HE10	HE11	HE12	HE13	HE14	HE15	HE16	HE17	HE18	HE19	HE20	HE21	HE22	HE23	HE24
CINERGY.HUB	20.48	19.19	15.57	20.15	21.64	19.54	14.03	19.94	24.59	25.10	29.51	44.46	44.39	38.08	30.88	58.62	51.21	26.27	36.72	109.43	39.08	23.27	22.79	21.88
FE.HUB	20.56	19.38	15.71	20.33	21.86	19.71	14.17	19.24	23.53	20.81	27.67	45.97	41.35	31.97	20.16	50.34	47.11	21.51	25.15	104.58	38.09	19.15	16.21	20.43
ILLINOIS.HUB	20.03	18.67	13.54	18.16	17.52	16.37	12.42	19.44	24.02	24.60	28.96	48.50	43.63	37.08	30.28	57.49	50.13	25.72	35.94	106.50	38.19	22.86	22.31	21.33
MICHIGAN.HUB	21.52	20.22	16.44	21.30	22.87	20.68	14.86	21.06	25.85	26.16	30.47	50.36	45.46	38.37	30.95	58.83	51.18	26.28	36.90	110.72	39.58	23.60	23.21	22.43
MINN.HUB	12.72	16.52	10.72	15.72	14.59	14.08	10.63	17.85	22.26	22.89	26.75	45.15	41.31	34.84	28.45	53.75	46.96	24.33	33.98	98.98	35.66	21.44	20.68	19.28
Forecasted(GW)	54.6	52.6	51.2	50.5	51.4	52.0	51.0	53.3	57.1	60.3	62.8	64.9	66.5	67.7	68.7	69.5	70.2	70.1	69.0	68.5	69.2	66.6	62.9	59.5
(RT) - (DA Load)	1.22	1.35	1.64	1.39	1.68	2.36	2.04	1.49	2.26	0.28	0.31	0.49	1.07	0.84	0.39	-0.06	-0.13	0.55	0.49	1.72	2.01	1.13	2.09	1.38



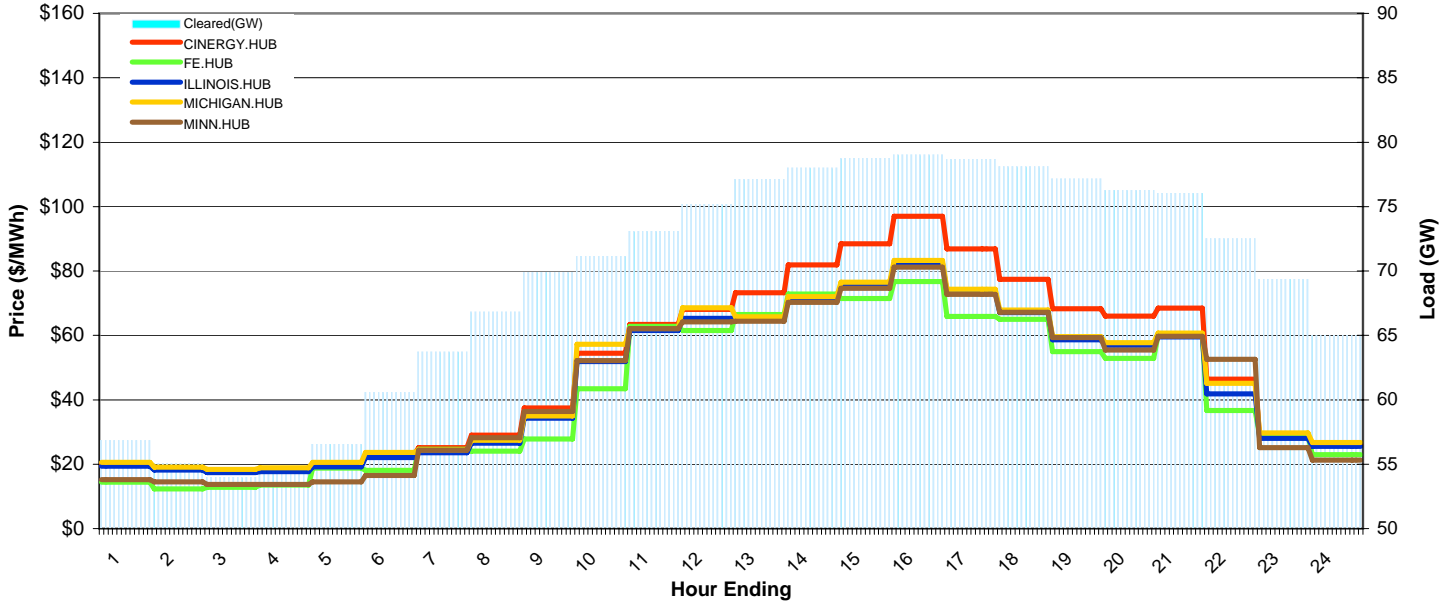
# MISO Hub Report

Delivery Day: Monday, August 20, 2007

Price Color Codes: <=0 >=100 >=200

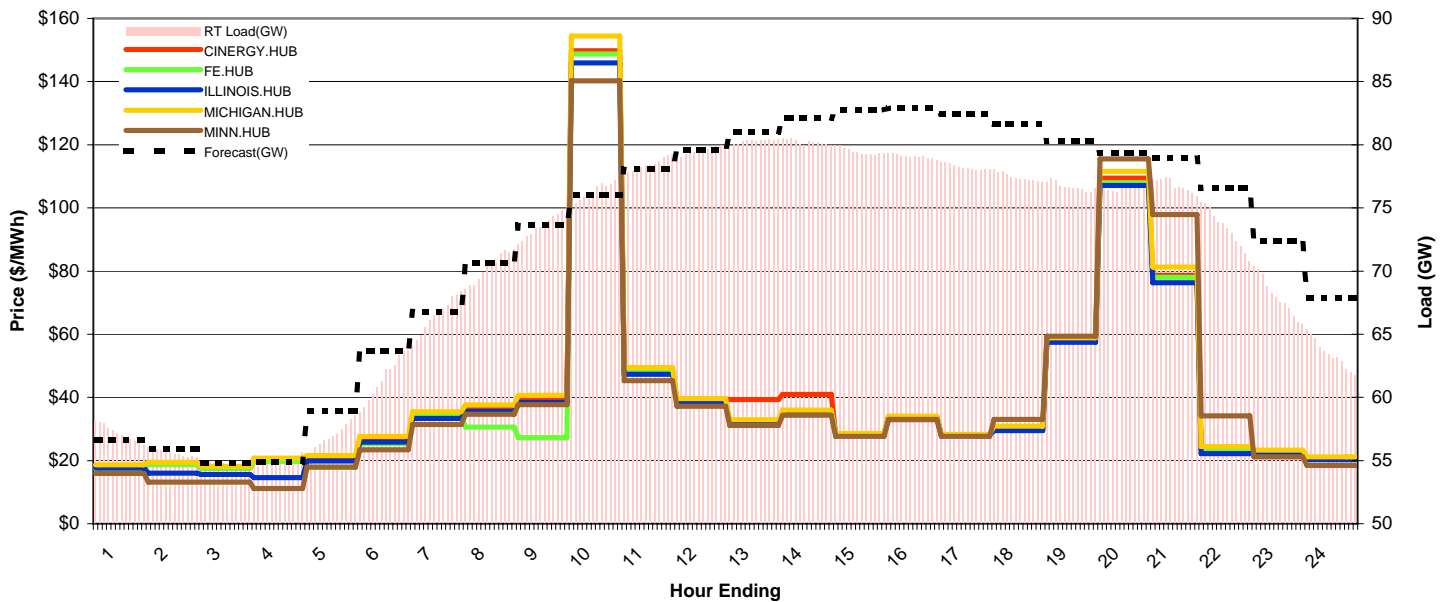
## Day-Ahead Prices and Cleared Load

	HE1	HE2	HE3	HE4	HE5	HE6	HE7	HE8	HE9	HE10	HE11	HE12	HE13	HE14	HE15	HE16	HE17	HE18	HE19	HE20	HE21	HE22	HE23	HE24
CINERGY.HUB	20.04	18.67	17.92	18.42	20.04	22.98	25.14	29.04	37.42	54.49	63.41	68.04	73.21	81.84	88.42	97.00	86.89	77.44	68.28	65.99	68.43	46.43	28.69	26.00
FE.HUB	14.39	12.37	12.79	13.52	18.78	18.07	24.68	24.04	27.83	43.44	62.83	61.49	66.47	72.83	71.46	76.77	65.88	65.02	54.99	52.82	60.21	36.72	28.81	22.94
ILLINOIS.HUB	19.41	18.17	17.36	17.64	19.22	22.04	23.53	26.58	34.32	51.91	61.48	65.29	65.02	71.23	75.66	82.35	73.38	67.09	58.67	56.94	59.50	41.88	28.05	25.54
MICHIGAN.HUB	20.53	19.12	18.35	18.87	20.57	23.69	24.46	27.46	34.98	57.20	62.15	68.58	65.75	72.03	76.49	83.26	74.31	67.92	59.63	57.71	60.76	45.15	29.67	26.76
MINN.HUB	15.21	14.55	13.73	13.76	14.50	16.49	24.38	28.23	36.34	52.17	62.11	64.16	64.40	70.24	74.59	81.21	72.72	67.15	59.31	55.49	59.75	52.60	25.19	21.27
Cleared(GW)	56.8	55.1	54.0	54.3	56.6	60.6	63.7	66.8	69.9	71.1	73.1	75.2	77.1	78.0	78.7	79.0	78.7	78.1	77.2	76.3	76.0	72.5	69.4	65.0



## Preliminary Real-Time Prices with Forecasted and Actual System Load

	HE1	HE2	HE3	HE4	HE5	HE6	HE7	HE8	HE9	HE10	HE11	HE12	HE13	HE14	HE15	HE16	HE17	HE18	HE19	HE20	HE21	HE22	HE23	HE24
CINERGY.HUB	18.12	18.71	17.50	19.93	20.71	26.67	34.21	36.28	39.25	149.81	48.62	39.42	39.27	40.91	28.20	32.92	28.21	30.26	58.44	109.39	78.60	23.51	22.48	20.65
FE.HUB	17.29	18.73	17.50	19.76	17.81	25.32	34.06	30.64	27.30	148.75	48.15	38.75	32.37	35.51	28.31	33.85	28.09	30.18	57.75	107.91	78.05	23.24	22.58	20.64
ILLINOIS.HUB	17.62	16.02	15.56	14.55	19.88	25.84	33.33	35.52	38.40	145.92	47.36	38.39	32.14	35.52	28.32	33.85	28.08	29.51	57.43	107.07	76.30	22.24	22.40	20.22
MICHIGAN.HUB	18.69	19.41	18.18	20.75	21.58	27.69	35.45	37.64	40.66	154.42	49.45	39.60	32.91	35.94	28.57	34.02	28.30	30.86	58.86	111.57	81.24	24.47	23.33	21.15
MINN.HUB	15.91	13.21	13.20	11.10	17.92	23.43	31.44	34.67	37.73	140.22	45.26	37.15	31.08	34.40	27.67	33.05	27.62	33.05	59.40	115.51	97.93	34.10	21.21	18.41
Forecasted(GW)	56.6	55.9	54.8	54.9	58.9	63.7	66.8	70.6	73.6	76.0	78.0	79.6	81.0	82.1	82.8	82.9	82.4	81.6	80.3	79.4	78.9	76.5	72.3	67.8
(RT) - (DA Load)	0.33	0.52	0.77	0.74	0.33	0.93	2.73	3.47	3.74	5.24	5.31	4.33	3.19	2.23	0.73	0.06	-0.44	-0.63	-0.47	0.43	0.78	0.89	-1.42	-1.59



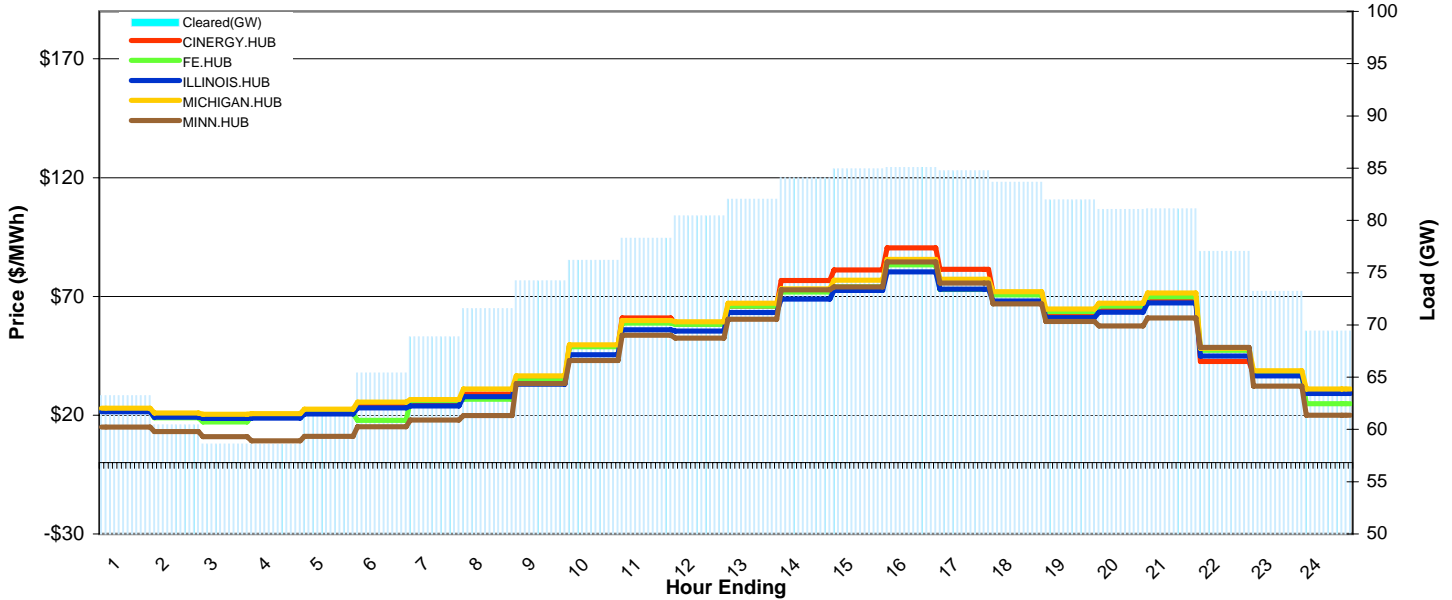
# MISO Hub Report

Delivery Day: Tuesday, August 21, 2007

Price Color Codes: ≤0 ≥100 ≥200

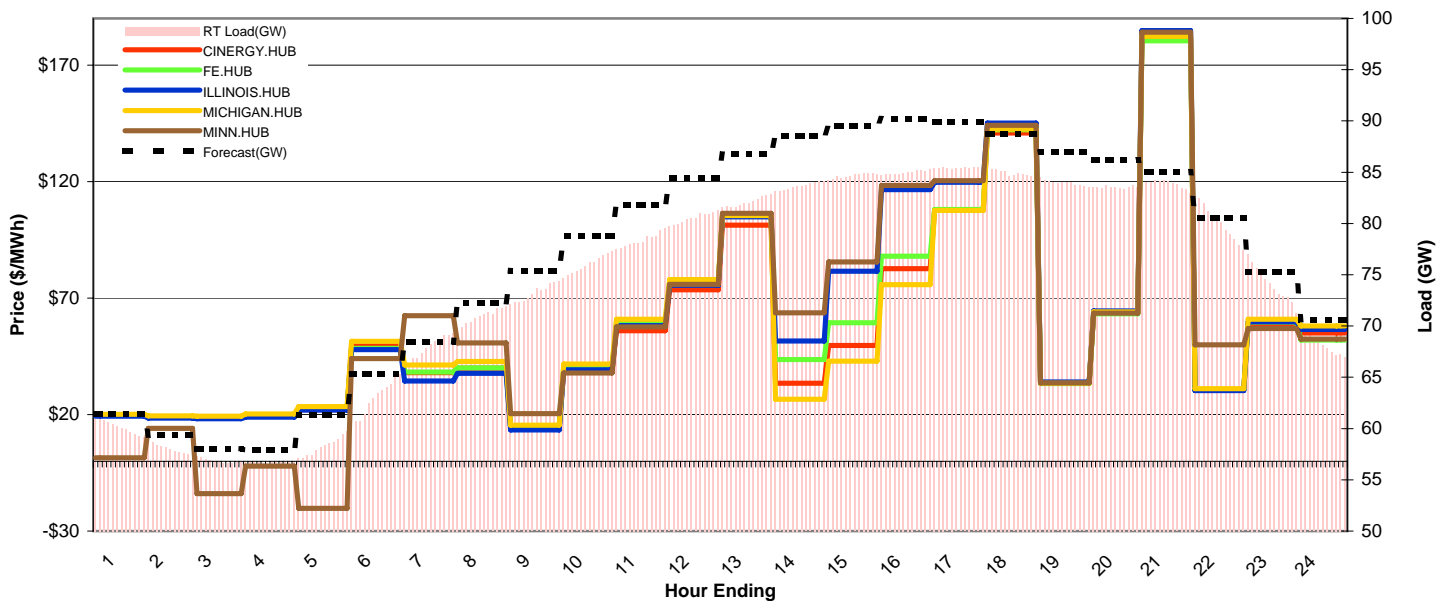
## Day-Ahead Prices and Cleared Load

	HE1	HE2	HE3	HE4	HE5	HE6	HE7	HE8	HE9	HE10	HE11	HE12	HE13	HE14	HE15	HE16	HE17	HE18	HE19	HE20	HE21	HE22	HE23	HE24
CINERGY.HUB	21.81	19.84	19.40	19.55	21.34	24.03	24.88	28.93	34.98	49.02	60.87	58.42	65.87	76.67	81.19	90.43	81.37	71.58	61.93	64.48	68.61	42.62	36.98	29.33
FE.HUB	21.78	18.94	17.13	19.43	20.75	17.87	26.17	26.77	34.58	48.75	58.81	58.24	65.94	71.91	73.95	83.24	72.96	70.63	63.60	65.91	69.79	47.32	37.01	24.79
ILLINOIS.HUB	21.43	19.20	18.63	18.82	20.51	23.04	23.89	27.85	33.10	45.49	55.97	55.44	63.17	68.82	72.51	80.40	73.07	68.01	61.11	63.33	67.30	44.92	36.52	29.11
MICHIGAN.HUB	22.89	20.89	20.38	20.61	22.59	25.48	26.62	30.99	36.58	49.64	59.86	59.28	67.13	73.24	76.89	85.60	77.24	71.93	64.75	67.08	71.40	48.20	38.70	31.02
MINN.HUB	15.03	13.06	10.90	9.20	11.11	15.09	18.00	19.80	33.27	43.01	53.69	52.42	60.40	72.73	74.06	84.46	75.63	66.91	59.40	57.51	60.98	48.60	32.27	20.02
Cleared(GW)	63.2	60.4	58.6	58.6	61.5	65.4	68.9	71.6	74.2	76.2	78.3	80.4	82.0	84.1	84.9	85.1	84.8	83.7	82.0	81.0	81.1	77.0	73.2	69.4



## Preliminary Real-Time Prices with Forecasted and Actual System Load

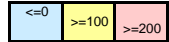
	HE1	HE2	HE3	HE4	HE5	HE6	HE7	HE8	HE9	HE10	HE11	HE12	HE13	HE14	HE15	HE16	HE17	HE18	HE19	HE20	HE21	HE22	HE23	HE24
CINERGY.HUB	19.72	18.84	18.47	19.30	22.25	49.46	37.94	39.88	14.38	38.92	55.97	73.51	101.30	33.43	49.69	82.62	107.75	140.77	33.53	63.50	181.68	30.43	59.15	54.97
FE.HUB	19.72	18.85	18.56	19.44	22.30	48.35	38.21	40.08	14.60	40.56	59.50	76.80	104.96	43.60	59.45	87.90	107.99	142.21	33.27	63.23	180.34	30.57	59.63	52.01
ILLINOIS.HUB	19.34	18.41	18.23	18.92	21.92	47.87	34.46	37.70	13.34	39.24	58.11	75.47	104.89	51.53	81.51	116.55	119.70	145.14	34.02	64.52	184.75	30.29	59.82	56.45
MICHIGAN.HUB	20.18	19.40	19.26	20.23	23.36	51.48	41.24	42.73	15.45	41.62	60.95	77.95	105.37	26.63	42.92	75.68	107.56	142.43	33.46	64.12	182.33	31.12	60.98	58.09
MINN.HUB	1.43	14.09	-13.95	-2.13	-20.20	44.03	62.48	50.76	20.46	37.84	57.61	75.90	106.40	63.70	85.54	118.31	120.38	144.07	33.65	63.50	184.08	49.97	56.95	52.44
Forecasted(GW)	61.4	59.3	58.1	57.9	61.3	65.3	68.4	72.2	75.4	78.8	81.8	84.5	86.8	88.5	89.5	90.2	89.9	88.7	87.0	86.2	85.1	80.6	75.3	70.6
(RT) - (DA Load)	-3.04	-2.42	-1.74	-1.83	-3.26	-2.51	-1.03	-0.63	-1.02	-0.17	0.08	0.09	0.07	-0.43	-0.26	-0.09	0.66	1.27	2.00	2.49	2.74	3.08	0.85	-0.99



# MISO Hub Report

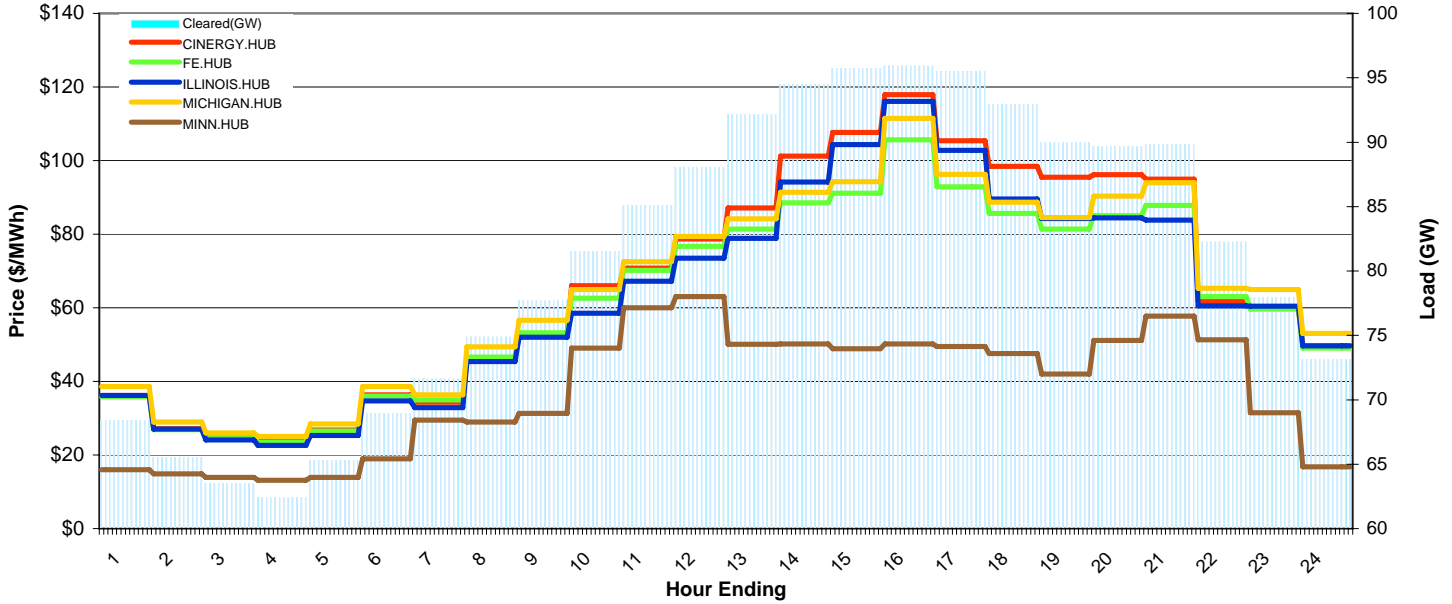
Delivery Day: Thursday, August 23, 2007

Price Color Codes:



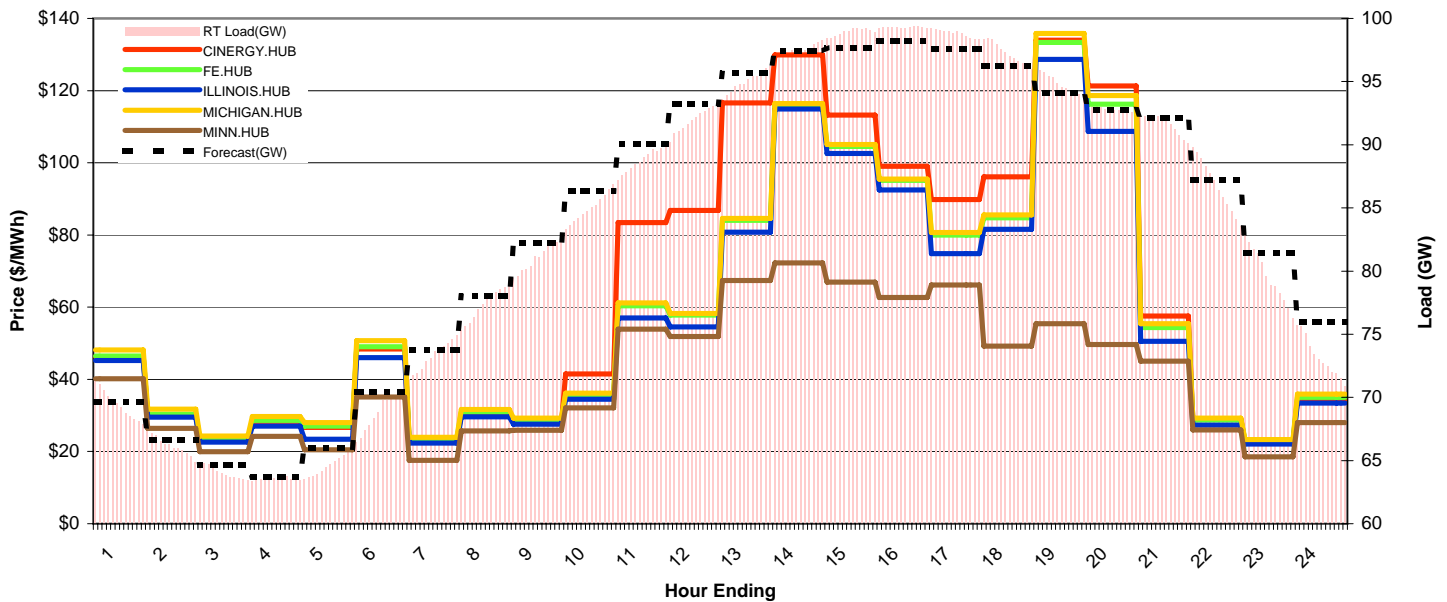
## Day-Ahead Prices and Cleared Load

	HE1	HE2	HE3	HE4	HE5	HE6	HE7	HE8	HE9	HE10	HE11	HE12	HE13	HE14	HE15	HE16	HE17	HE18	HE19	HE20	HE21	HE22	HE23	HE24
CINERGY.HUB	36.20	27.12	24.59	23.70	26.75	36.36	34.35	46.11	52.55	66.00	70.80	78.66	87.10	101.24	107.68	117.94	105.35	98.40	95.48	96.17	94.98	61.70	60.30	49.61
FE.HUB	35.81	26.85	24.40	23.50	26.52	36.04	34.96	46.58	53.21	62.57	70.16	76.66	81.39	88.51	91.09	105.64	92.89	85.63	81.43	85.04	87.81	63.02	59.69	49.05
ILLINOIS.HUB	36.17	27.04	24.08	22.59	25.29	34.66	32.86	45.39	52.03	58.51	67.19	73.44	78.89	94.14	104.31	116.10	102.78	89.57	84.26	84.44	83.85	60.48	60.40	49.66
MICHIGAN.HUB	38.60	28.96	25.99	25.05	28.44	38.64	36.31	49.42	56.57	64.95	72.49	79.43	84.14	91.39	94.23	111.45	96.27	88.69	84.50	90.36	93.99	65.33	64.99	53.07
MINN.HUB	16.03	14.83	13.93	13.09	13.89	19.00	29.52	29.00	31.32	49.08	60.00	63.03	50.09	50.14	48.88	50.18	49.52	47.54	42.00	51.16	57.75	51.34	31.44	16.75
Cleared(GW)	68.4	65.5	63.5	62.4	65.3	69.0	71.6	74.9	77.7	81.5	85.1	88.1	92.2	94.5	95.7	95.9	95.5	93.0	90.0	89.7	89.8	82.3	78.0	73.1



## Preliminary Real-Time Prices with Forecasted and Actual System Load

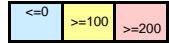
	HE1	HE2	HE3	HE4	HE5	HE6	HE7	HE8	HE9	HE10	HE11	HE12	HE13	HE14	HE15	HE16	HE17	HE18	HE19	HE20	HE21	HE22	HE23	HE24
CINERGY.HUB	46.25	30.19	23.12	28.35	26.67	48.37	22.85	30.32	28.08	41.50	83.43	86.79	116.62	129.91	113.22	99.06	89.86	96.13	133.97	121.28	57.51	28.97	22.65	34.38
FE.HUB	46.44	30.33	23.34	28.68	27.01	48.99	23.21	30.90	28.62	35.60	60.42	57.78	84.04	115.73	104.50	95.18	79.94	84.75	133.39	116.25	54.38	28.75	23.08	35.03
ILLINOIS.HUB	45.25	29.52	22.63	27.02	23.42	46.04	22.31	29.65	27.55	34.46	57.03	54.50	80.80	114.94	102.59	92.52	74.84	81.55	128.64	108.67	50.51	27.33	22.12	33.40
MICHIGAN.HUB	48.16	31.72	24.25	29.71	28.01	50.70	23.95	31.66	29.22	36.15	61.15	58.25	84.58	116.39	105.05	95.48	80.65	85.59	135.86	118.60	55.41	29.25	23.33	35.92
MINN.HUB	40.13	26.40	19.93	24.19	20.44	35.15	17.56	25.73	25.93	32.08	53.94	51.88	67.37	72.22	66.94	62.65	66.10	49.17	55.39	49.64	45.04	26.02	18.55	28.05
Forecasted(GW)	69.6	66.6	64.6	63.7	66.0	70.5	73.7	78.0	82.2	86.3	90.1	93.2	95.7	97.4	97.7	98.2	97.5	96.2	94.1	92.8	92.1	87.2	81.4	75.9
(RT) - (DA Load)	1.01	0.69	0.57	1.14	-0.67	-0.05	1.61	2.50	3.38	3.46	3.65	3.91	2.85	3.00	3.19	3.36	3.28	4.31	4.91	3.22	1.82	4.52	1.67	0.07



# MISO Hub Report

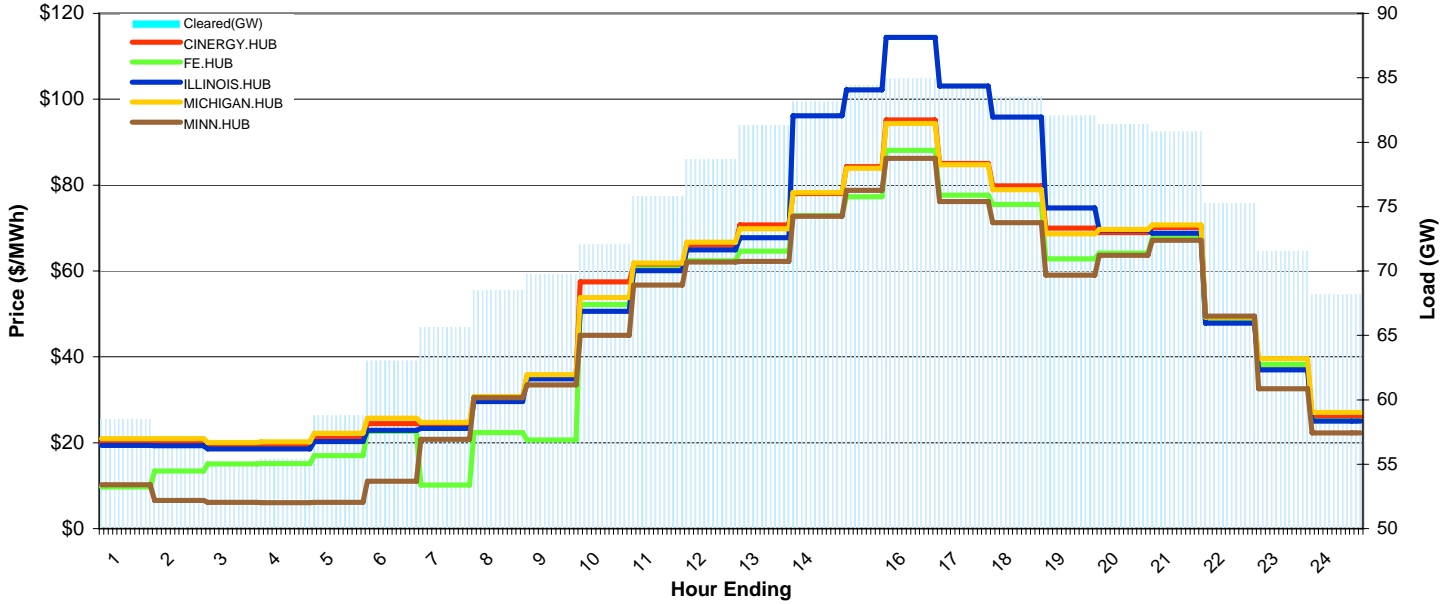
Delivery Day: Monday, August 27, 2007

Price Color Codes:



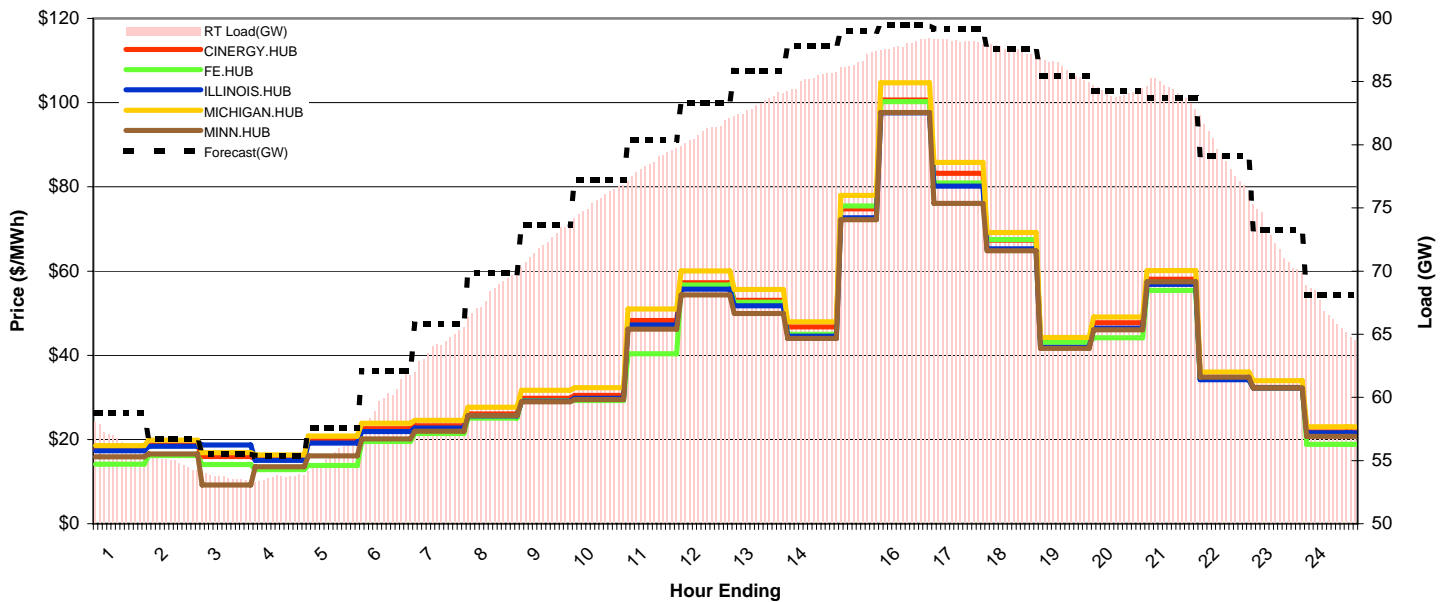
## Day-Ahead Prices and Cleared Load

	HE1	HE2	HE3	HE4	HE5	HE6	HE7	HE8	HE9	HE10	HE11	HE12	HE13	HE14	HE15	HE16	HE17	HE18	HE19	HE20	HE21	HE22	HE23	HE24
CINERGY.HUB	19.96	19.88	19.09	19.19	21.03	24.48	24.31	30.39	35.54	57.43	61.21	66.05	70.73	78.06	84.31	95.17	85.07	79.84	70.00	68.96	70.11	48.76	38.12	25.95
FE.HUB	9.67	13.41	15.05	15.13	16.98	22.69	10.11	22.34	20.67	52.17	60.46	62.36	64.59	72.88	77.29	88.07	77.67	75.50	62.82	64.21	67.85	48.15	38.20	25.11
ILLINOIS.HUB	19.35	19.33	18.57	18.55	20.29	22.88	23.32	29.60	34.86	50.63	60.11	64.94	67.73	96.16	102.17	114.43	103.08	95.83	74.67	69.56	68.79	47.82	36.98	25.05
MICHIGAN.HUB	20.98	20.92	20.06	20.21	22.19	25.73	24.77	30.80	35.88	53.85	61.84	66.71	69.86	78.28	83.94	94.39	84.76	78.96	68.64	69.66	70.77	49.24	39.55	27.03
MINN.HUB	10.19	6.57	6.14	6.03	6.11	11.05	20.82	30.49	33.47	45.00	56.75	62.08	62.23	72.73	78.76	86.24	76.14	71.27	59.01	63.68	67.12	49.49	32.56	22.27
Cleared(GW)	58.5	56.8	55.2	55.4	58.8	63.0	65.6	68.5	69.7	72.0	75.8	78.6	81.3	83.1	84.4	84.9	84.5	83.5	82.0	81.4	80.8	75.2	71.5	68.2



## Preliminary Real-Time Prices with Forecasted and Actual System Load

	HE1	HE2	HE3	HE4	HE5	HE6	HE7	HE8	HE9	HE10	HE11	HE12	HE13	HE14	HE15	HE16	HE17	HE18	HE19	HE20	HE21	HE22	HE23	HE24
CINERGY.HUB	17.59	18.72	15.97	15.39	19.69	22.54	23.22	26.09	29.81	30.45	48.24	57.23	53.08	46.74	74.80	100.65	83.22	67.37	43.68	47.71	58.07	34.40	32.41	21.83
FE.HUB	14.10	16.19	14.05	12.84	13.80	19.54	21.44	25.09	29.19	29.25	40.34	56.71	52.61	44.96	75.44	100.27	80.93	67.50	43.12	44.16	55.44	34.29	32.25	18.86
ILLINOIS.HUB	17.32	18.36	18.70	15.05	19.18	21.88	22.72	25.64	29.12	29.78	47.16	55.71	51.72	44.51	72.64	97.58	80.16	65.26	41.90	46.43	56.86	34.21	32.20	21.56
MICHIGAN.HUB	18.54	19.83	16.87	16.31	20.82	23.83	24.51	27.68	31.69	32.27	50.96	60.02	55.60	47.97	77.94	104.74	85.83	69.16	44.26	49.12	60.15	36.04	33.99	23.04
MINN.HUB	15.92	16.58	9.17	13.53	16.10	20.12	21.98	25.72	28.98	29.52	46.21	54.35	49.94	43.99	72.22	97.69	76.08	64.82	41.66	46.09	57.44	34.83	32.24	20.74
Forecasted(GW)	58.8	56.7	55.5	55.4	57.6	62.1	65.8	69.8	73.7	77.2	80.4	83.4	85.9	87.8	89.0	89.5	89.2	87.6	85.4	84.2	83.7	79.1	73.2	68.1
(RT) - (DA Load)	-1.73	-1.89	-1.49	-1.74	-3.25	-3.16	-1.57	-0.24	2.47	3.59	2.76	2.38	1.88	2.01	2.25	3.02	3.74	4.02	3.95	2.76	3.46	3.84	0.71	-1.57





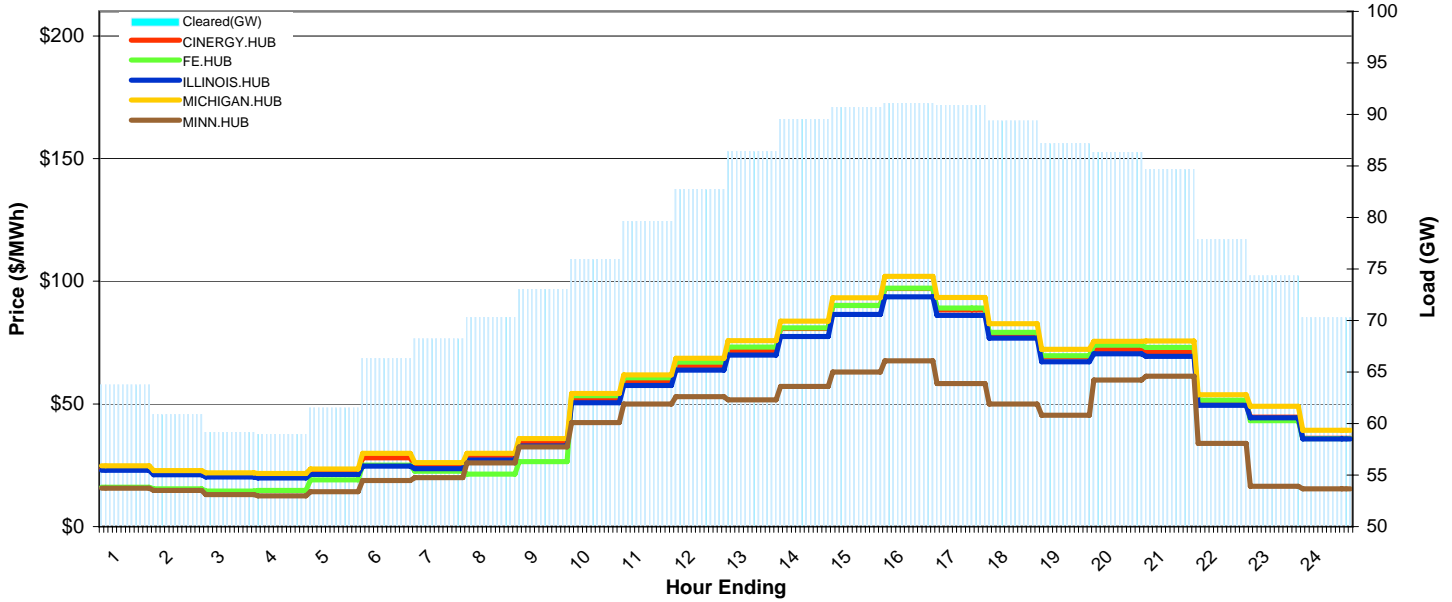
# MISO Hub Report

Delivery Day: Tuesday, August 28, 2007

Price Color Codes: ≤0 ≥100 ≥200

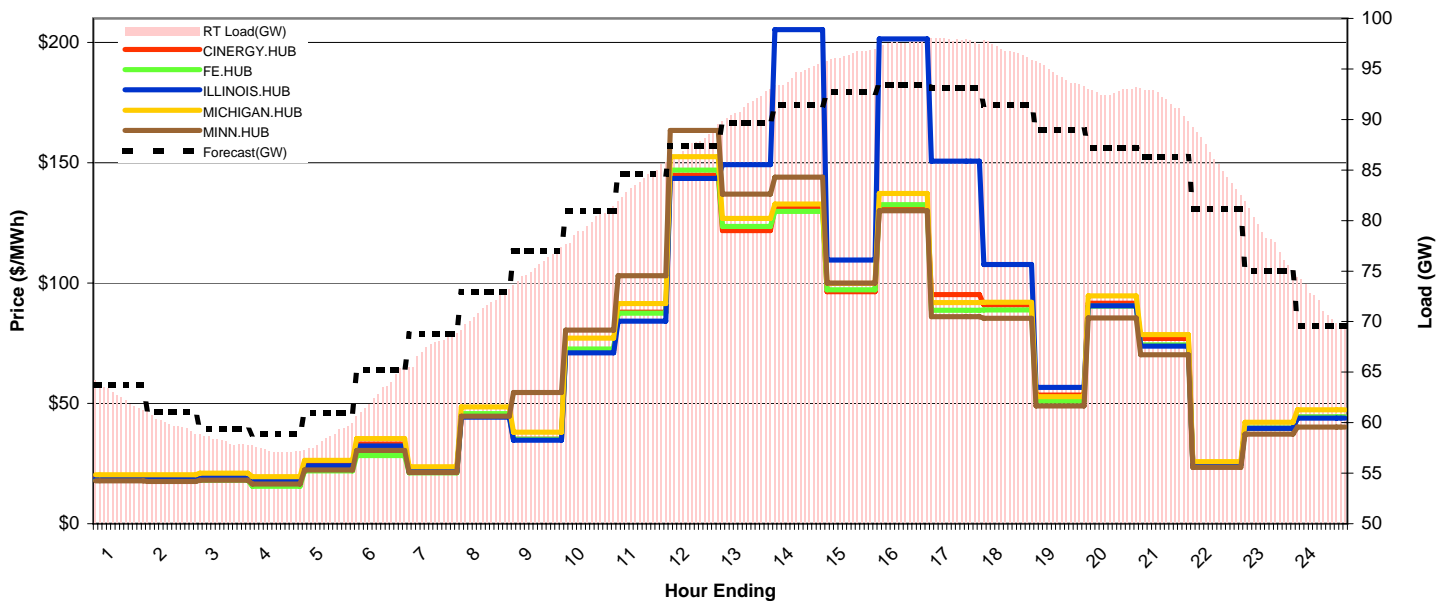
## Day-Ahead Prices and Cleared Load

	HE1	HE2	HE3	HE4	HE5	HE6	HE7	HE8	HE9	HE10	HE11	HE12	HE13	HE14	HE15	HE16	HE17	HE18	HE19	HE20	HE21	HE22	HE23	HE24
CINERGY.HUB	23.39	21.65	20.68	20.54	22.13	27.99	24.66	28.18	34.03	51.95	59.02	65.16	71.80	80.75	90.19	97.07	88.33	78.40	69.08	72.14	71.09	50.27	44.60	36.01
FE.HUB	16.06	15.38	14.51	14.75	19.06	25.04	22.56	21.45	26.54	53.32	60.70	67.03	73.22	80.96	90.12	97.15	89.13	79.19	69.60	73.98	73.03	51.58	43.17	35.88
ILLINOIS.HUB	22.90	21.13	20.16	19.88	21.30	24.64	23.59	27.12	32.81	50.49	57.47	63.73	69.97	77.48	86.48	93.61	86.03	76.85	67.23	70.37	69.35	49.45	44.35	35.74
MICHIGAN.HUB	24.75	22.88	21.85	21.70	23.44	29.92	26.12	29.81	35.88	54.27	61.79	68.63	75.73	83.75	93.25	101.94	93.37	82.67	72.22	75.52	75.59	53.74	49.06	39.32
MINN.HUB	15.67	14.73	13.01	12.54	14.19	18.74	19.91	26.02	32.54	42.33	50.02	52.95	51.69	57.13	62.94	67.56	58.35	49.96	45.40	59.73	61.26	33.90	16.48	15.40
Cleared(GW)	63.8	60.9	59.2	59.0	61.5	66.3	68.2	70.4	73.1	75.9	79.6	82.7	86.4	89.5	90.7	91.1	90.9	89.4	87.2	86.3	84.7	77.8	74.3	70.3



## Preliminary Real-Time Prices with Forecasted and Actual System Load

	HE1	HE2	HE3	HE4	HE5	HE6	HE7	HE8	HE9	HE10	HE11	HE12	HE13	HE14	HE15	HE16	HE17	HE18	HE19	HE20	HE21	HE22	HE23	HE24
CINERGY.HUB	19.28	19.19	19.81	18.41	24.68	33.08	22.05	45.01	35.14	71.98	87.86	144.83	121.82	131.66	96.44	131.52	95.27	90.98	53.49	91.65	76.95	24.44	39.68	44.35
FE.HUB	18.19	19.38	18.09	15.57	21.88	28.35	21.12	45.75	35.17	72.58	87.47	146.94	123.53	129.79	97.25	132.60	88.73	88.79	51.00	90.41	74.40	24.34	39.72	44.46
ILLINOIS.HUB	18.93	18.77	19.33	17.94	24.04	32.31	21.64	44.25	34.71	71.02	84.18	143.53	149.28	205.34	109.56	201.54	150.69	107.71	56.70	90.59	73.81	24.49	39.64	43.88
MICHIGAN.HUB	20.29	20.31	20.98	19.55	26.28	35.44	23.66	48.52	38.07	77.12	91.51	152.58	126.88	132.92	99.83	137.19	91.85	91.99	52.84	94.64	78.58	25.85	42.17	47.41
MINN.HUB	17.78	17.51	18.08	16.55	22.33	30.45	21.30	44.66	54.47	80.46	103.06	163.44	137.05	144.00	99.95	130.04	86.03	85.35	48.95	85.49	70.27	23.39	37.27	40.22
Forecasted(GW)	63.7	61.1	59.4	58.9	61.0	65.2	68.8	73.0	77.0	80.9	84.6	87.4	89.6	91.4	92.7	93.4	93.1	91.5	88.9	87.2	86.3	81.1	75.0	69.6
(RT) - (DA Load)	-1.14	-0.98	-0.95	-1.70	-2.97	-3.23	-0.71	0.99	2.43	3.70	4.30	4.92	4.99	4.93	5.73	6.62	7.01	7.51	7.23	6.44	7.22	8.05	3.98	1.45



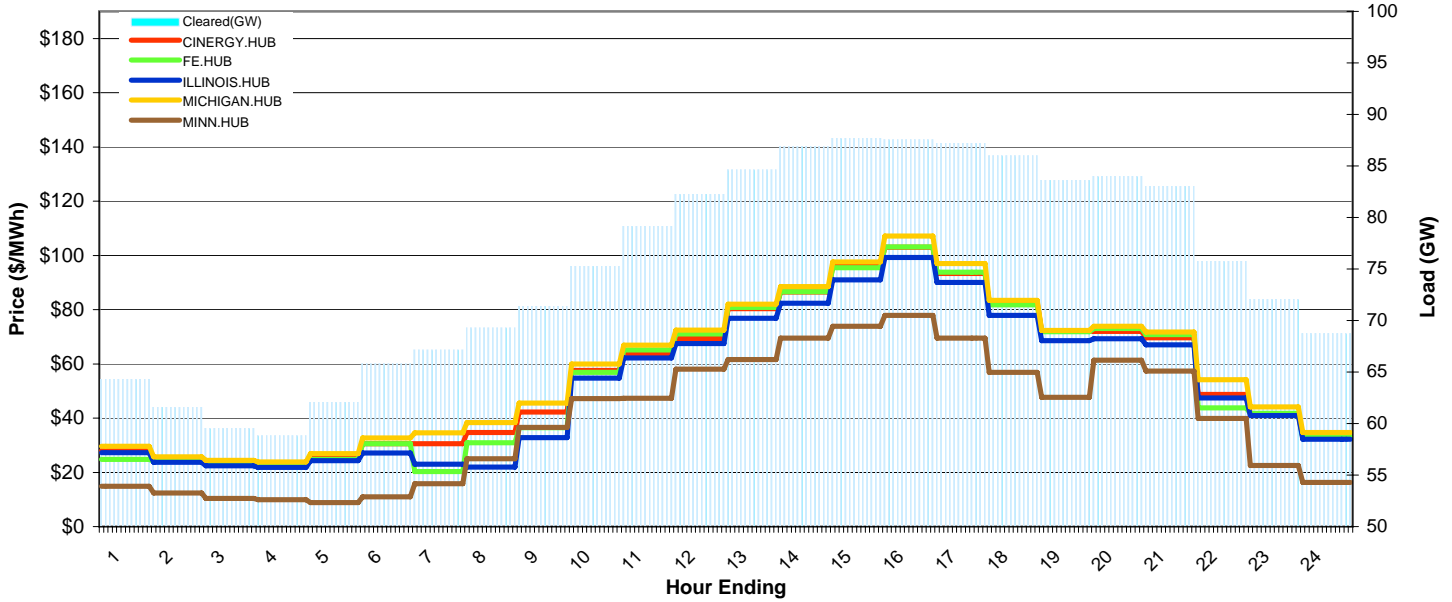
# MISO Hub Report

Delivery Day: Wednesday, August 29, 2007

Price Color Codes: ≤0 ≥100 ≥200

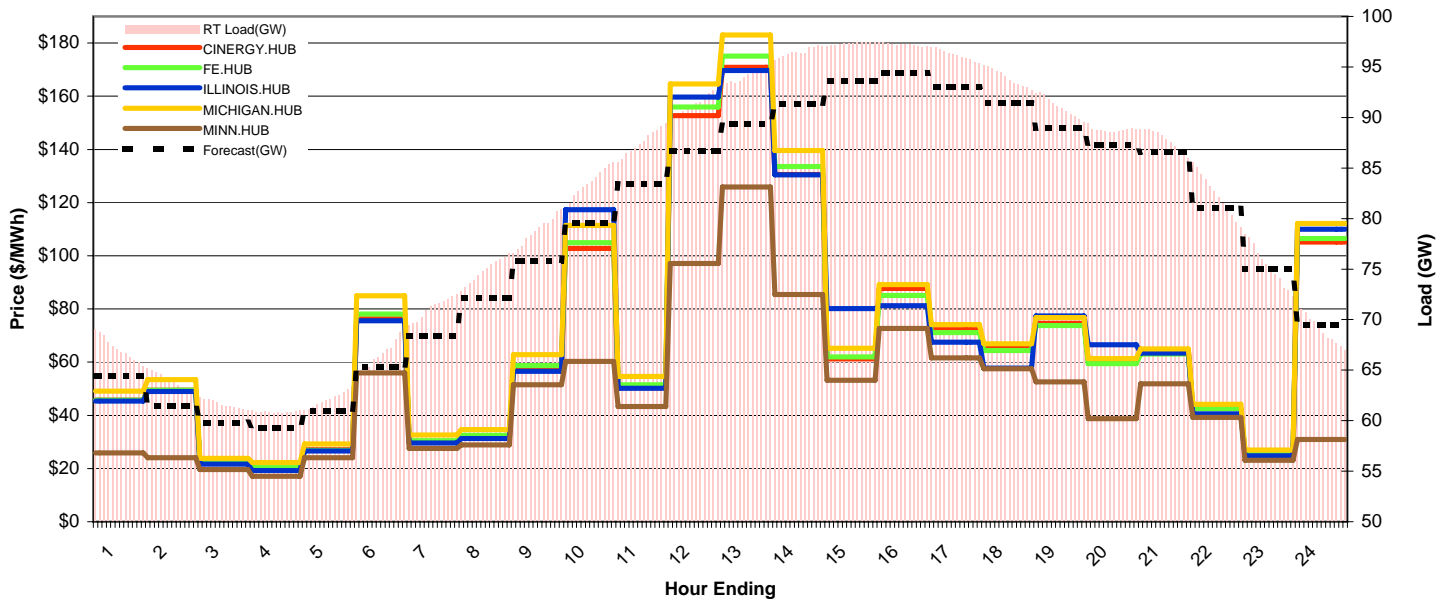
## Day-Ahead Prices and Cleared Load

	HE1	HE2	HE3	HE4	HE5	HE6	HE7	HE8	HE9	HE10	HE11	HE12	HE13	HE14	HE15	HE16	HE17	HE18	HE19	HE20	HE21	HE22	HE23	HE24
CINERGY.HUB	27.98	24.33	22.99	22.51	25.35	30.51	30.58	34.75	42.20	57.61	63.59	69.41	80.37	86.52	96.02	103.00	93.36	82.64	72.06	72.00	69.67	48.77	41.69	32.87
FE.HUB	24.80	24.02	23.12	22.64	24.74	30.51	20.26	30.91	36.46	56.87	65.13	71.09	80.89	86.59	95.49	103.13	93.78	81.75	71.91	73.00	70.77	43.81	41.82	33.01
ILLINOIS.HUB	27.27	23.72	22.40	21.79	24.31	27.17	23.01	21.95	32.86	54.70	62.20	67.45	76.81	82.39	91.02	99.30	90.03	77.93	68.62	69.24	67.08	47.48	40.96	32.25
MICHIGAN.HUB	29.62	25.77	24.37	23.85	26.93	32.70	34.63	38.30	45.60	59.91	66.95	72.42	82.01	88.49	97.55	107.13	97.04	83.44	72.35	73.86	71.81	54.21	44.09	34.64
MINN.HUB	14.86	12.36	10.34	9.90	8.85	10.97	15.78	25.04	36.56	47.23	47.37	58.02	61.57	69.46	73.86	77.85	69.56	56.86	47.68	61.41	57.30	39.92	22.55	16.29
Cleared(GW)	64.3	61.6	59.5	58.8	62.1	65.8	67.2	69.3	71.4	75.3	79.2	82.3	84.6	86.9	87.7	87.5	87.2	86.0	83.6	84.0	83.0	75.7	72.0	68.7



## Preliminary Real-Time Prices with Forecasted and Actual System Load

	HE1	HE2	HE3	HE4	HE5	HE6	HE7	HE8	HE9	HE10	HE11	HE12	HE13	HE14	HE15	HE16	HE17	HE18	HE19	HE20	HE21	HE22	HE23	HE24
CINERGY.HUB	45.74	49.49	22.13	20.74	27.13	76.27	30.15	31.90	57.44	102.75	50.42	152.75	170.91	130.53	61.22	87.76	72.24	65.28	74.56	60.81	64.40	42.61	25.50	105.14
FE.HUB	45.77	49.50	22.27	20.50	26.89	78.07	30.42	32.52	58.69	104.90	51.53	155.94	175.05	133.56	61.98	85.05	71.07	64.42	73.80	59.45	63.08	42.51	25.83	106.53
ILLINOIS.HUB	45.31	49.02	21.68	19.24	26.56	75.60	29.64	31.32	56.55	117.27	50.14	159.70	169.69	130.40	80.18	81.22	67.49	57.73	77.32	66.51	63.40	40.50	24.80	109.97
MICHIGAN.HUB	49.12	53.37	23.83	22.26	29.30	84.97	32.62	34.71	62.85	111.45	54.61	164.62	182.98	139.63	65.25	89.20	74.09	66.93	76.72	61.37	64.93	44.20	26.97	112.19
MINN.HUB	25.89	24.12	19.67	17.14	24.07	55.94	27.57	28.89	51.48	60.24	43.31	97.07	125.88	85.40	53.20	72.73	61.64	57.52	52.54	38.77	51.85	39.23	23.05	30.88
Forecasted(GW)	64.4	61.5	59.8	59.3	61.0	65.3	68.4	72.2	75.8	79.6	83.4	86.7	89.3	91.3	93.6	94.4	93.0	91.4	88.9	87.3	86.6	81.1	75.0	69.5
(RT) - (DA Load)	2.84	2.30	2.08	2.04	0.03	0.62	3.95	5.54	7.42	8.24	8.39	9.04	9.57	9.56	9.67	9.68	8.98	7.97	7.44	4.82	4.78	6.63	3.29	0.36



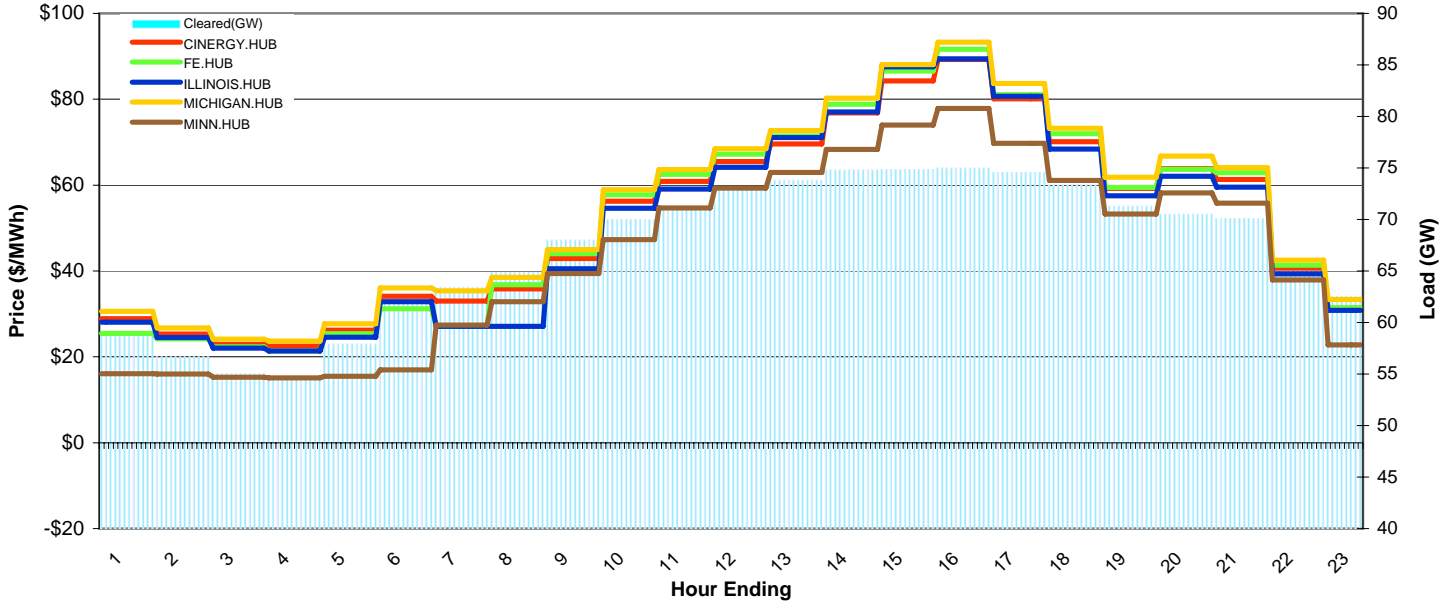
# MISO Hub Report

Delivery Day: Thursday, August 30, 2007

Price Color Codes: ≤0 ≥100 ≥200

## Day-Ahead Prices and Cleared Load

	HE1	HE2	HE3	HE4	HE5	HE6	HE7	HE8	HE9	HE10	HE11	HE12	HE13	HE14	HE15	HE16	HE17	HE18	HE19	HE20	HE21	HE22	HE23	HE24
CINERGY.HUB	28.92	25.30	22.87	22.47	26.24	34.09	33.00	35.82	42.87	56.24	60.90	65.49	69.57	76.80	84.30	89.27	80.09	70.11	59.21	63.88	61.28	40.64	31.36	26.78
FE.HUB	25.49	24.17	22.37	21.37	25.40	31.22	27.07	36.78	44.01	57.72	62.52	67.24	71.43	78.85	86.55	91.66	81.08	71.98	59.46	63.69	62.91	41.31	31.45	25.38
ILLINOIS.HUB	28.07	24.46	22.05	21.36	24.54	32.88	27.13	27.14	40.55	54.62	59.09	64.12	71.11	77.07	87.57	89.44	80.70	68.42	57.55	62.08	59.55	39.35	30.81	26.39
MICHIGAN.HUB	30.58	26.76	24.15	23.71	27.69	36.08	35.38	38.54	44.96	58.94	63.66	68.44	72.70	80.26	88.10	93.30	83.69	73.26	61.87	66.75	64.04	42.50	33.36	28.55
MINN.HUB	16.05	16.00	15.28	15.09	15.47	17.00	27.44	32.82	39.42	47.33	54.65	59.30	62.96	68.34	74.00	77.87	69.74	61.07	53.25	58.17	55.80	37.89	22.79	18.17
Cleared(GW)	58.7	56.7	55.0	54.6	57.9	62.5	63.4	64.8	68.0	70.0	71.3	73.0	73.8	74.8	74.8	75.0	74.6	73.4	71.3	70.5	70.1	65.5	62.5	59.3



## Preliminary Real-Time Prices with Forecasted and Actual System Load

	HE1	HE2	HE3	HE4	HE5	HE6	HE7	HE8	HE9	HE10	HE11	HE12	HE13	HE14	HE15	HE16	HE17	HE18	HE19	HE20	HE21	HE22	HE23	HE24
CINERGY.HUB	21.85	24.51	23.02	20.05	23.46	36.28	38.00	21.39	26.77	40.82	33.84	38.54	51.20	40.64	58.77	44.58	39.72	30.23	23.67	24.69	35.67	20.99	22.24	15.05
FE.HUB	22.05	24.79	23.30	20.28	23.77	35.79	39.17	21.99	27.56	40.83	33.61	38.89	51.53	37.08	51.96	39.25	34.47	27.46	19.78	26.20	36.05	20.24	19.70	13.94
ILLINOIS.HUB	20.20	21.08	24.69	25.93	28.76	38.78	37.39	20.95	26.08	37.93	31.25	36.56	48.60	38.58	56.56	42.12	38.59	29.65	23.36	24.13	34.65	20.57	21.69	14.31
MICHIGAN.HUB	22.87	26.00	24.44	21.25	24.93	39.16	41.29	23.02	28.45	42.28	34.34	39.53	52.23	41.20	59.84	44.50	40.43	30.85	24.38	25.90	36.96	21.91	23.24	15.67
MINN.HUB	2.58	18.09	4.74	-18.64	14.01	25.73	34.22	19.36	24.22	21.64	18.48	23.31	40.45	38.38	56.68	42.99	39.61	30.69	23.72	23.98	34.82	20.77	21.09	13.58
Forecasted(GW)	60.4	57.7	56.1	55.6	57.0	60.9	63.7	67.0	69.9	72.3	74.4	76.2	77.7	79.1	79.8	80.0	79.5	77.9	75.3	74.8	74.0	70.3	65.2	61.1
(RT) - (DA Load)	-0.62	-1.08	-0.94	-0.86	-2.98	-3.63	-1.04	0.61	-0.87	-8.63	-6.86	-5.19	-11.77	-11.49	-8.19	-10.37	-12.20	-7.90	-6.54	-25.53	-25.11	-20.48	-17.51	#DIV/0!

