

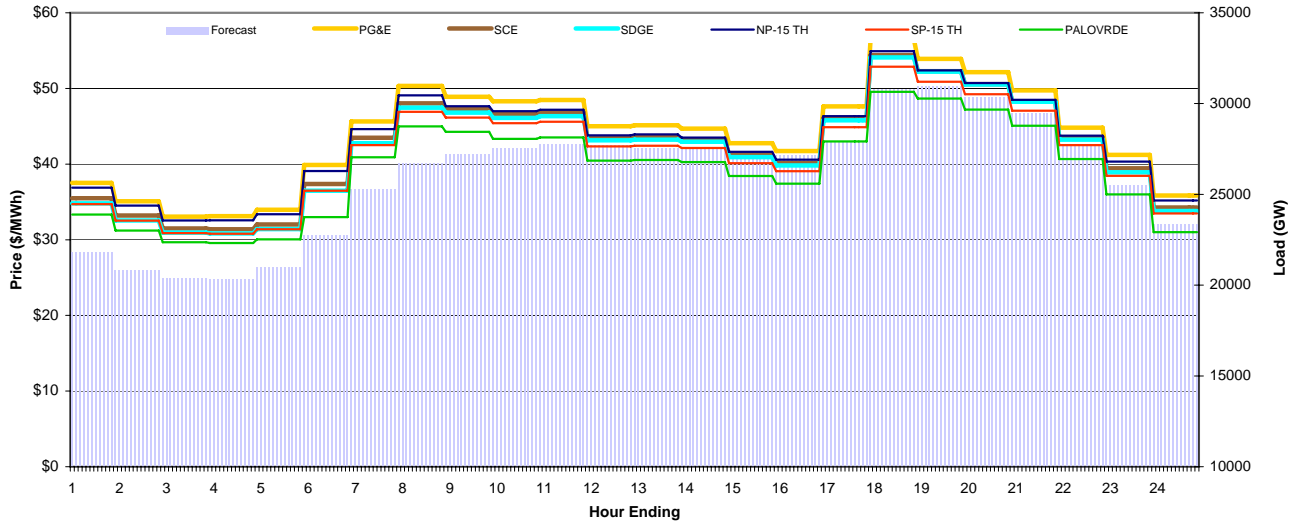
CAISO Daily Report

Tuesday December 01, 2009

Price Color Codes: <=0 >=100 >=200

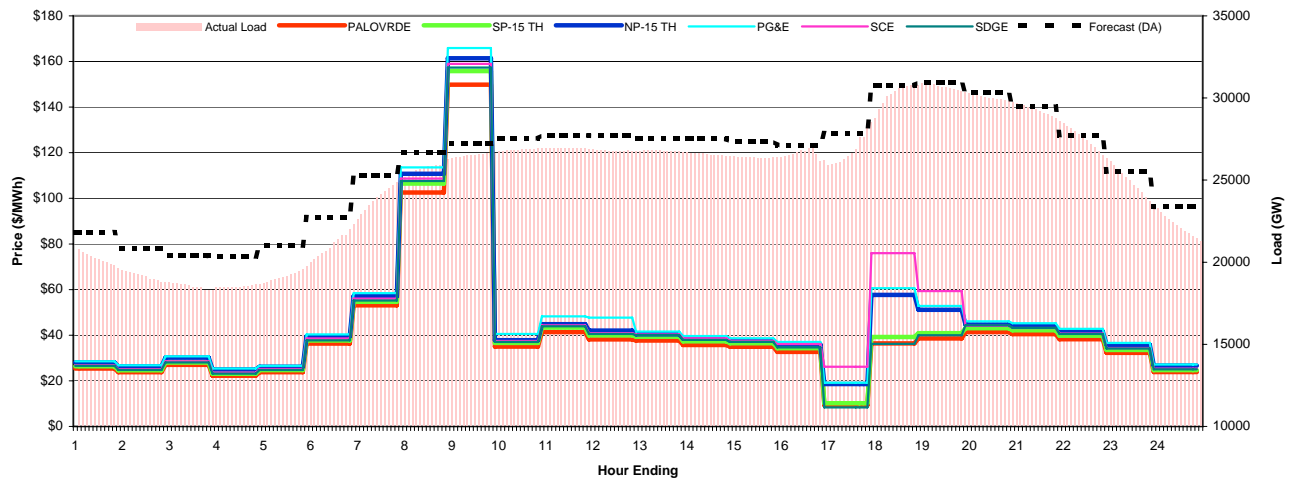
Day-Ahead Prices and Cleared Load

	HE1	HE2	HE3	HE4	HE5	HE6	HE7	HE8	HE9	HE10	HE11	HE12	HE13	HE14	HE15	HE16	HE17	HE18	HE19	HE20	HE21	HE22	HE23	HE24
PG&E	37.53	35.09	33.06	33.11	33.97	39.88	45.65	50.33	48.90	48.31	48.48	45.00	45.13	44.69	42.75	41.72	47.64	56.58	53.91	52.15	49.75	44.82	41.22	35.86
SCE	35.48	33.21	31.49	31.39	32.03	37.37	43.48	48.03	47.26	46.61	46.84	43.50	43.57	43.27	41.25	40.15	46.06	54.40	52.29	50.57	48.24	43.53	39.43	34.26
SDGE	34.80	32.55	30.93	30.84	31.41	36.48	42.77	47.47	46.81	46.10	46.34	43.14	43.23	42.95	40.93	39.83	45.80	54.11	52.21	50.52	48.25	43.23	38.91	33.80
NP-15 TH	36.89	34.51	32.54	32.58	33.38	39.09	44.62	49.08	47.64	47.00	47.19	43.79	43.92	43.50	41.62	40.59	46.35	54.92	52.38	50.71	48.49	43.75	40.34	35.20
SP-15 TH	34.71	32.53	30.88	30.78	31.38	36.49	42.50	46.92	46.15	45.41	45.60	42.34	42.42	42.14	40.12	39.06	44.87	52.87	50.87	49.23	47.07	42.51	38.44	33.48
PALOVDRDE	33.34	31.22	29.67	29.57	30.06	33.00	40.91	44.98	44.27	43.33	43.53	40.46	40.55	40.28	38.42	37.42	42.99	49.55	48.67	47.22	45.06	40.68	36.00	31.00
Forecast	21.8	20.8	20.4	20.3	21.0	22.7	25.3	26.7	27.2	27.5	27.7	27.7	27.5	27.5	27.4	27.1	27.9	30.8	31.0	30.3	29.5	27.7	25.5	23.4



Preliminary Real-Time Prices with Forecasted and Actual System Load

	HE1	HE2	HE3	HE4	HE5	HE6	HE7	HE8	HE9	HE10	HE11	HE12	HE13	HE14	HE15	HE16	HE17	HE18	HE19	HE20	HE21	HE22	HE23	HE24
Palovrde	25.40	23.77	27.00	22.27	23.80	36.37	53.14	102.58	149.84	34.98	41.36	38.18	37.67	35.70	34.94	32.72	9.31	36.43	38.61	41.39	40.49	38.24	32.28	23.82
sp15	26.35	24.63	27.96	23.08	24.67	37.68	54.62	106.48	155.81	36.64	43.35	39.95	39.38	37.35	36.50	34.27	10.16	39.24	40.93	43.09	42.14	39.79	33.51	24.69
np15	28.03	26.33	30.19	24.95	26.15	39.54	57.08	110.73	161.43	37.83	44.83	42.05	40.43	38.52	37.59	35.92	18.57	57.65	51.12	44.70	43.92	41.67	35.75	26.67
pgae	28.54	26.80	30.74	25.37	26.59	40.30	58.42	113.58	165.87	40.52	48.24	47.68	41.58	39.61	38.67	37.01	19.13	60.62	52.83	46.10	45.22	42.80	36.61	27.18
sce	26.89	25.15	28.57	23.55	25.17	38.56	56.04	108.67	158.95	37.43	44.30	40.88	40.32	38.68	37.51	36.11	26.17	75.99	59.38	44.16	43.17	40.75	34.36	25.29
sdge	26.56	24.77	28.04	23.17	24.78	37.72	55.18	107.63	157.36	37.04	43.89	40.58	40.07	37.94	37.13	34.67	8.37	36.16	40.00	44.30	43.21	40.57	34.16	25.02
Forecast-Load	1.7	1.8	1.9	1.8	1.7	1.5	1.1	0.9	0.7	0.7	0.8	0.9	0.7	1.0	1.0	0.6	0.8	0.3	0.3	0.4	0.4	0.5	0.9	1.3
Load	20.14	19.08	18.52	18.56	19.28	21.29	24.18	25.84	26.56	26.87	26.93	26.80	26.77	26.55	26.38	26.58	27.09	30.42	30.62	29.97	29.11	27.26	24.60	22.04



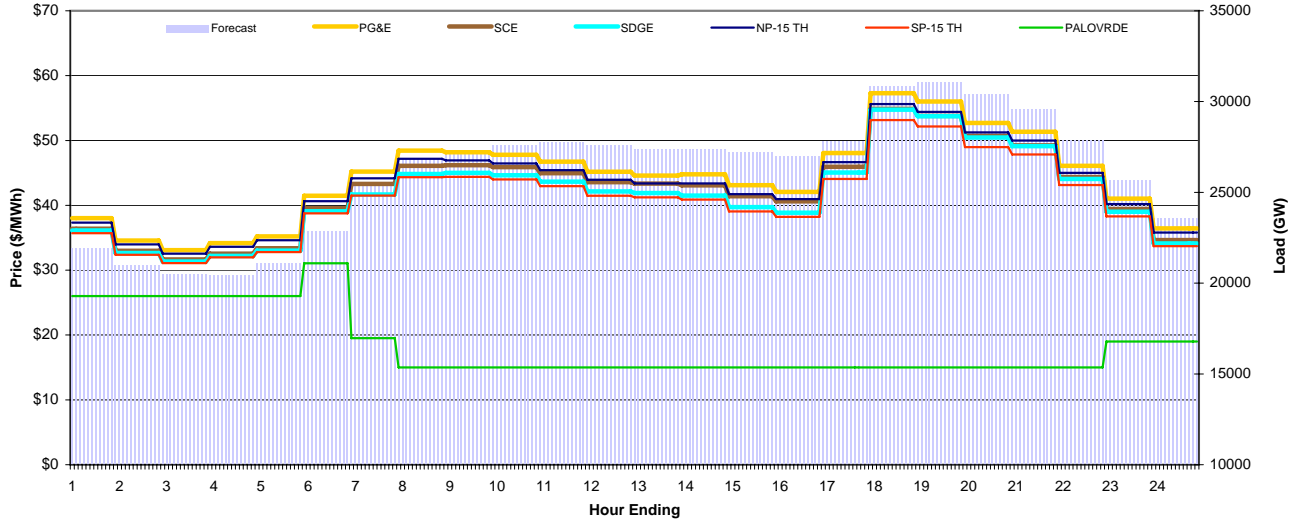
CAISO Daily Report

Wednesday December 02, 2009

Price Color Codes: <=0 >=100 >=200

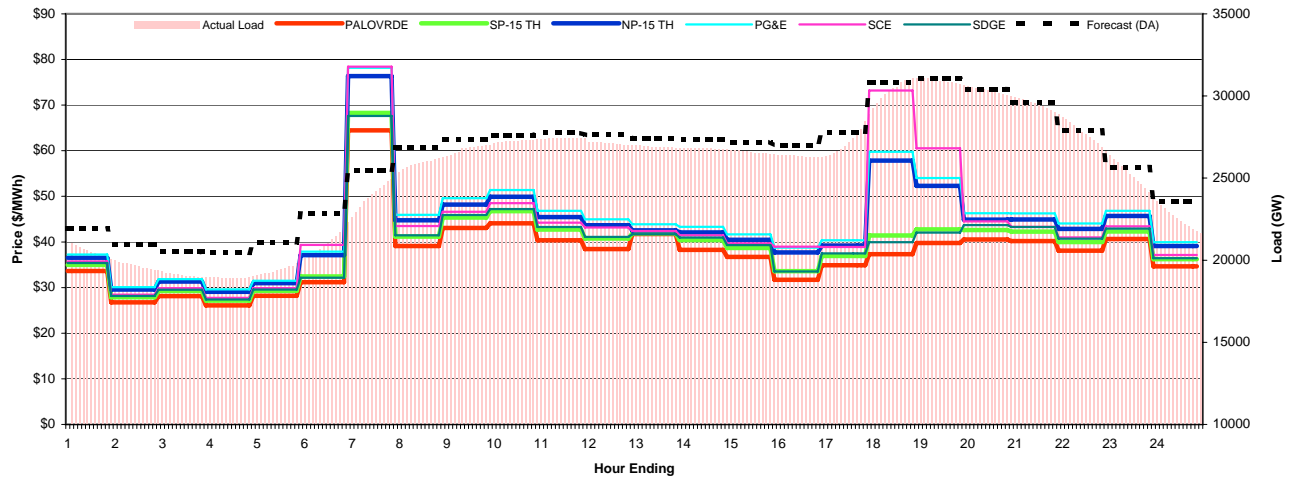
Day-Ahead Prices and Cleared Load

	HE1	HE2	HE3	HE4	HE5	HE6	HE7	HE8	HE9	HE10	HE11	HE12	HE13	HE14	HE15	HE16	HE17	HE18	HE19	HE20	HE21	HE22	HE23	HE24
PG&E	38.03	34.57	33.08	34.17	35.21	41.48	45.19	48.42	48.19	47.80	46.73	45.19	44.58	44.77	43.11	42.08	48.06	57.30	56.02	52.70	51.34	46.09	41.05	36.44
SCE	36.39	32.99	31.66	32.55	33.39	39.56	43.30	46.09	46.18	45.90	44.95	43.58	43.34	43.07	41.41	40.62	45.95	54.89	53.78	50.71	49.25	44.37	39.44	34.64
SDGE	36.11	32.65	31.33	32.20	33.01	39.09	41.68	44.84	44.99	44.63	43.65	42.14	41.89	41.51	39.72	38.86	45.05	54.76	53.73	50.45	49.13	44.06	39.01	34.13
NP-15 TH	37.34	33.98	32.55	33.61	34.62	40.63	44.18	47.19	46.92	46.46	45.41	43.94	43.38	43.39	41.72	40.96	46.66	55.62	54.42	51.25	50.00	45.01	40.20	35.80
SP-15 TH	35.69	32.37	31.09	31.97	32.79	38.77	41.51	44.33	44.39	44.01	42.95	41.47	41.24	40.88	39.07	38.23	44.06	53.15	52.16	48.99	47.83	43.13	38.30	33.70
PALOVPRDE	26.00	26.00	26.00	26.00	26.00	31.06	19.53	15.00	15.00	15.00	15.00	15.00	15.00	15.00	15.00	15.00	15.00	15.00	15.00	15.00	15.00	15.00	19.01	19.01
Forecast	21.9	21.0	20.5	20.4	21.1	22.8	25.4	26.9	27.3	27.6	27.7	27.6	27.4	27.4	27.2	27.0	27.8	30.8	31.0	30.4	29.6	27.9	25.7	23.6



Preliminary Real-Time Prices with Forecasted and Actual System Load

	HE1	HE2	HE3	HE4	HE5	HE6	HE7	HE8	HE9	HE10	HE11	HE12	HE13	HE14	HE15	HE16	HE17	HE18	HE19	HE20	HE21	HE22	HE23	HE24
Palovrde	33.64	26.75	28.13	26.11	28.19	31.19	64.46	39.10	43.06	44.07	40.37	38.45	41.75	38.28	36.73	31.69	34.92	37.32	39.78	40.55	40.21	38.09	40.65	34.65
sp15	34.98	27.87	29.26	27.15	29.28	32.44	68.28	41.17	45.34	46.74	42.73	40.75	41.87	40.42	38.70	33.60	36.93	41.44	42.76	42.60	42.26	39.99	42.31	36.22
np15	36.54	29.58	31.31	29.09	30.97	37.12	76.37	44.76	48.20	49.90	45.44	43.67	42.53	42.10	40.49	37.72	39.22	57.82	52.30	44.90	44.93	42.85	45.70	39.11
pgae	37.26	30.11	31.86	29.59	31.51	37.88	78.20	45.94	49.61	51.39	46.81	44.96	43.86	43.32	41.65	38.77	40.37	59.77	54.01	46.30	46.27	44.04	46.83	39.95
sce	35.73	28.46	29.88	27.73	29.87	39.35	78.43	43.49	46.60	48.50	44.22	43.17	42.42	41.47	39.72	38.98	38.88	73.20	60.54	44.52	43.31	41.00	43.44	37.15
sdge	35.39	28.15	29.54	27.39	29.56	32.15	67.63	41.47	45.92	47.19	43.28	41.11	41.69	40.98	39.33	33.52	37.50	39.96	42.05	43.69	43.30	40.71	42.93	36.45
Forecast-Load	1.4	1.4	1.4	1.5	1.6	1.6	1.2	0.9	0.5	0.3	0.3	0.5	0.5	0.6	0.6	0.6	0.3	0.3	0.2	0.2	0.2	0.3	0.7	1.2
Load	20.47	19.60	19.08	18.94	19.53	21.26	24.25	25.97	26.83	27.28	27.42	27.11	26.89	26.80	26.56	26.34	27.52	30.59	30.88	30.26	29.38	27.55	24.94	22.36



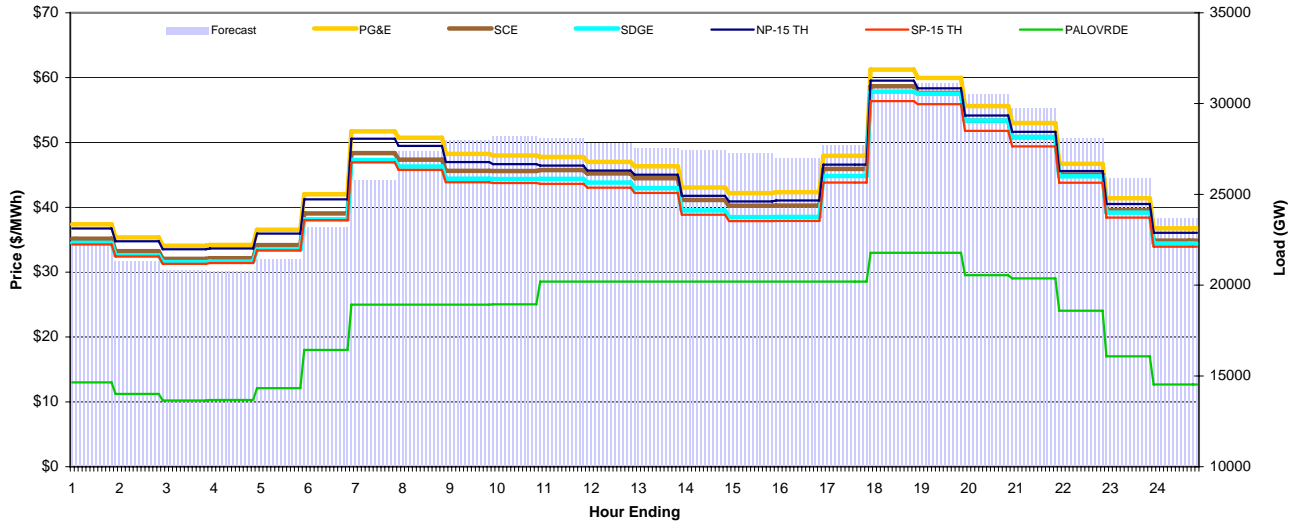
CAISO Daily Report

Thursday December 03, 2009

Price Color Codes: <=0 >=100 >=200

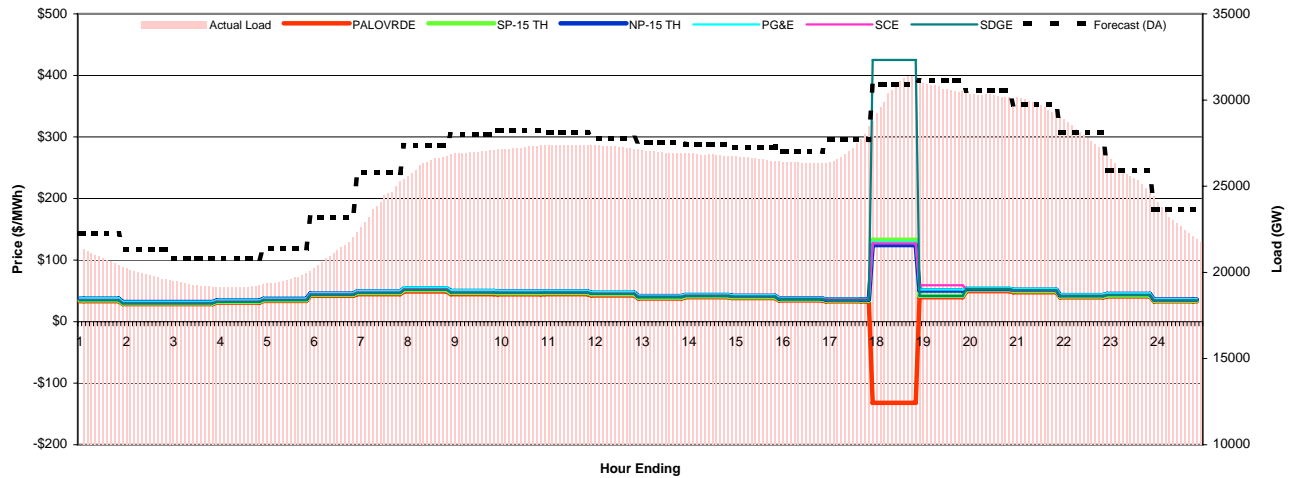
Day-Ahead Prices and Cleared Load

	HE1	HE2	HE3	HE4	HE5	HE6	HE7	HE8	HE9	HE10	HE11	HE12	HE13	HE14	HE15	HE16	HE17	HE18	HE19	HE20	HE21	HE22	HE23	HE24
PG&E	37.38	35.36	34.08	34.20	36.54	42.02	51.71	50.72	48.24	47.99	47.78	46.99	46.33	43.07	42.19	42.34	47.94	61.24	59.96	55.62	52.99	46.70	41.41	36.76
SCE	35.16	33.23	32.04	32.15	34.16	39.06	48.37	47.35	45.63	45.61	45.75	45.22	44.49	41.12	40.24	40.27	45.91	58.66	57.64	53.34	50.83	45.05	39.56	34.86
SDGE	34.53	32.59	31.56	31.64	33.48	38.14	47.29	46.28	44.41	44.36	44.39	43.81	42.96	39.52	38.49	38.50	44.82	57.85	57.51	53.38	50.86	44.78	39.19	34.42
NP-15 TH	36.73	34.77	33.54	33.65	35.94	41.23	50.58	49.47	46.98	46.65	46.44	45.67	45.04	41.77	40.91	41.05	46.59	59.53	58.35	54.15	51.64	45.59	40.52	36.07
SP-15 TH	34.26	32.43	31.30	31.42	33.35	38.01	46.93	45.76	43.87	43.75	43.64	43.03	42.22	38.85	37.88	37.91	43.82	56.38	55.90	51.80	49.40	43.79	38.41	33.92
PALOVDRDE	13.01	11.22	10.21	10.29	12.11	18.00	25.00	25.00	25.00	25.05	28.55	28.55	28.55	28.55	28.55	28.55	28.55	33.00	33.00	29.54	29.05	24.05	17.01	12.67
Forecast	22.2	21.3	20.8	20.8	21.4	23.2	25.8	27.4	28.0	28.2	28.1	27.8	27.5	27.4	27.3	27.0	27.7	30.9	31.1	30.5	29.8	28.1	25.9	23.7



Preliminary Real-Time Prices with Forecasted and Actual System Load

	HE1	HE2	HE3	HE4	HE5	HE6	HE7	HE8	HE9	HE10	HE11	HE12	HE13	HE14	HE15	HE16	HE17	HE18	HE19	HE20	HE21	HE22	HE23	HE24
Palovrde	33.29	28.45	28.50	30.75	33.56	42.06	44.50	49.05	44.60	44.22	44.60	42.64	37.64	39.54	38.28	34.53	32.95	-131.80	39.70	49.64	47.65	39.32	41.01	32.92
sp15	34.78	29.74	29.77	32.07	34.91	43.72	46.67	51.42	46.91	46.31	46.58	44.50	39.26	41.24	39.91	35.94	34.40	133.05	41.97	51.51	49.74	41.00	42.56	34.08
np15	37.30	31.75	31.83	34.18	36.98	45.59	49.14	54.05	49.70	49.05	49.05	46.93	41.35	43.20	41.95	37.85	36.05	124.43	50.47	53.23	51.82	43.01	45.02	36.03
pgae	38.05	32.35	32.41	34.81	37.67	46.57	50.26	55.45	51.01	50.38	50.43	48.21	42.47	44.39	43.11	38.89	37.15	129.04	52.25	54.93	53.39	44.21	46.11	36.79
sce	35.61	30.40	30.41	32.75	35.70	44.74	47.75	52.64	47.97	47.53	47.86	45.74	40.60	42.36	41.02	37.26	36.30	126.89	59.23	52.79	50.90	41.98	43.63	34.87
sdge	34.85	29.75	29.80	32.10	34.88	43.70	46.68	51.83	47.29	46.99	47.38	45.40	40.06	42.09	40.78	36.72	35.25	425.08	41.72	53.14	50.97	41.80	43.27	34.49
Forecast-Load	1.5	1.5	1.6	1.6	1.7	1.8	1.4	0.9	1.0	0.9	0.7	0.6	0.6	0.7	0.7	0.7	0.2	0.2	0.5	0.3	0.2	0.4	0.6	1.1
Load	20.77	19.80	19.25	19.18	19.69	21.40	24.39	26.46	27.00	27.27	27.38	27.24	26.94	26.79	26.55	26.36	27.54	30.75	30.62	30.22	29.56	27.68	25.27	22.58



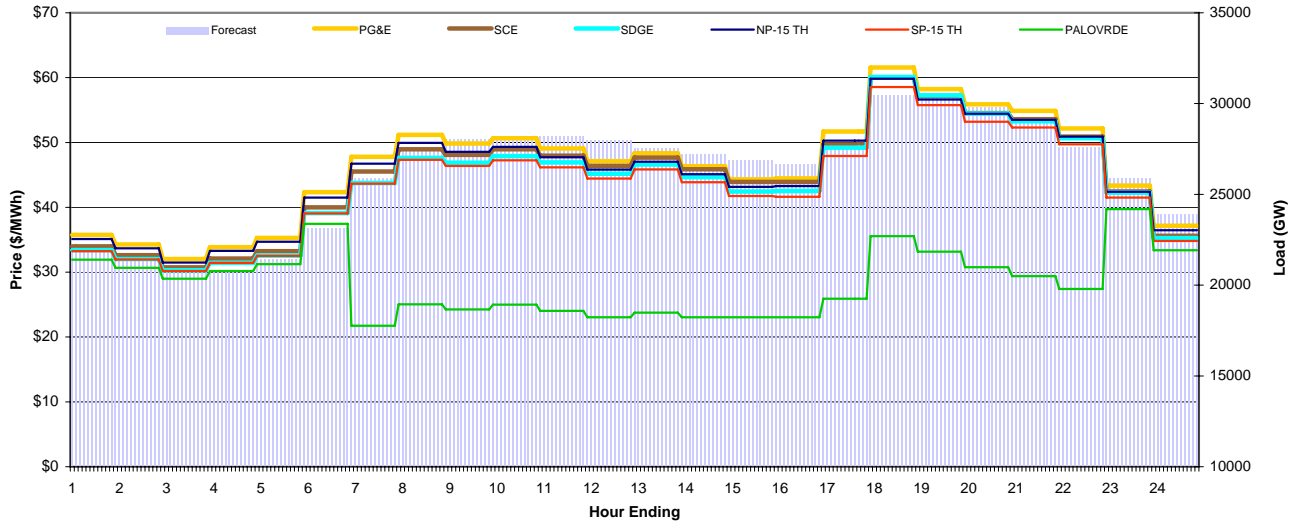
CAISO Daily Report

Friday December 04, 2009

Price Color Codes: <=0 >=100 >=200

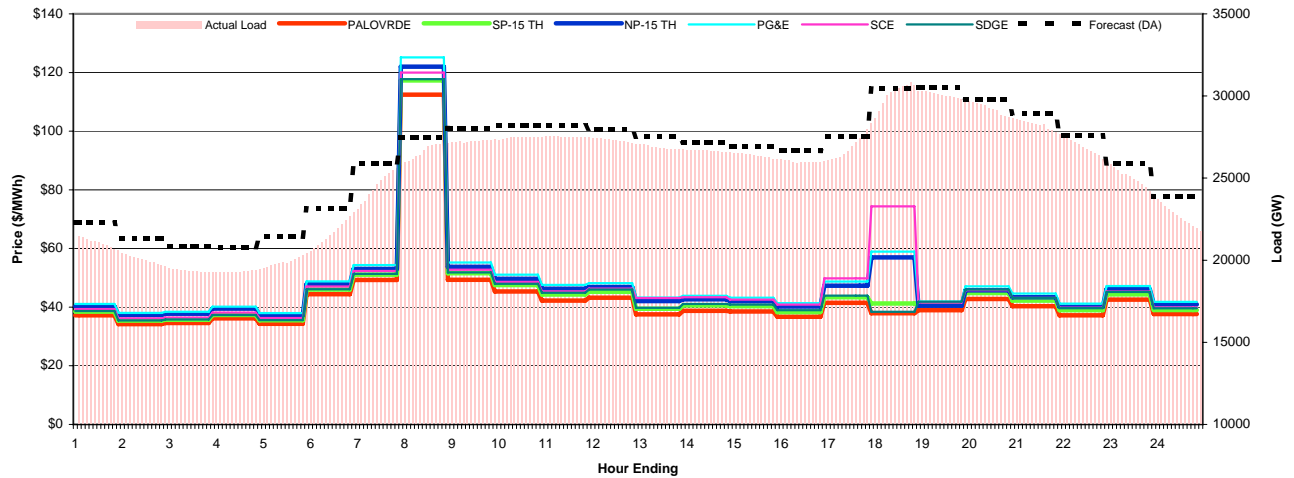
Day-Ahead Prices and Cleared Load

	HE1	HE2	HE3	HE4	HE5	HE6	HE7	HE8	HE9	HE10	HE11	HE12	HE13	HE14	HE15	HE16	HE17	HE18	HE19	HE20	HE21	HE22	HE23	HE24
PG&E	35.76	34.28	32.04	33.84	35.28	42.34	47.79	51.17	49.85	50.66	49.07	47.10	48.32	46.34	44.32	44.45	51.69	61.57	58.24	55.89	54.87	52.16	43.36	37.17
SCE	33.97	32.63	30.75	32.10	33.24	39.99	45.53	48.96	48.09	48.94	47.97	46.38	47.66	45.86	43.92	43.91	49.70	60.01	57.16	54.53	53.60	50.90	42.45	35.61
SDGE	33.41	32.02	30.30	31.43	32.55	39.10	43.76	47.63	46.88	47.90	46.93	45.17	46.60	44.66	42.45	42.52	49.19	60.11	57.26	54.46	53.27	50.65	42.28	35.25
NP-15 TH	35.11	33.67	31.49	33.28	34.69	41.50	46.73	49.93	48.55	49.31	47.73	45.82	47.03	45.11	43.16	43.27	50.28	59.84	56.63	54.43	53.48	50.90	42.38	36.47
SP-15 TH	33.23	31.95	30.18	31.44	32.51	39.07	43.64	47.33	46.38	47.25	46.18	44.44	45.83	43.88	41.74	41.61	47.91	58.54	55.77	53.20	52.30	49.72	41.50	34.81
PALOVPRDE	31.93	30.68	29.00	30.18	31.24	37.45	21.75	25.05	24.25	25.00	24.04	23.05	23.75	23.05	23.05	23.05	25.91	35.55	33.16	30.77	29.40	27.41	39.72	33.38
Forecast	22.3	21.3	20.8	20.8	21.4	23.1	25.9	27.5	28.0	28.2	28.2	28.0	27.5	27.2	26.9	26.6	27.5	30.4	30.5	29.8	29.0	27.6	25.9	23.9



Preliminary Real-Time Prices with Forecasted and Actual System Load

	HE1	HE2	HE3	HE4	HE5	HE6	HE7	HE8	HE9	HE10	HE11	HE12	HE13	HE14	HE15	HE16	HE17	HE18	HE19	HE20	HE21	HE22	HE23	HE24
Palovrde	37.21	34.22	34.57	36.19	34.34	44.39	49.25	112.43	49.30	45.33	42.24	43.24	37.51	38.72	38.52	36.72	41.48	37.92	38.97	42.76	40.31	37.19	42.54	37.64
sp15	38.47	35.41	35.69	37.33	35.51	46.00	51.08	117.28	51.57	47.52	44.31	45.24	39.43	40.62	40.35	38.31	43.36	41.24	40.65	44.77	42.22	38.95	44.36	39.03
np15	40.29	37.33	37.73	39.50	37.28	47.80	53.03	122.00	53.74	49.67	46.24	46.85	42.05	42.67	42.00	40.21	47.31	56.97	40.50	45.71	43.38	40.09	46.09	40.91
pgae	41.09	38.00	38.39	40.17	37.96	48.79	54.33	125.18	55.22	51.07	47.56	48.18	43.24	43.86	43.18	41.33	48.71	58.93	41.88	47.10	44.61	41.17	47.22	41.77
sce	39.33	36.17	36.45	38.13	36.29	47.02	52.32	119.99	52.77	48.63	45.38	46.34	43.08	43.38	42.53	40.88	49.79	74.38	41.55	45.76	43.16	39.80	45.36	39.88
sdge	38.67	35.49	35.76	37.34	35.56	46.12	51.33	117.72	51.85	47.97	44.89	45.97	39.77	41.10	40.89	38.98	43.90	38.39	41.85	45.98	43.15	39.69	45.18	39.62
Forecast-Load	1.3	1.3	1.5	1.4	1.4	1.3	1.0	0.7	0.8	0.7	0.7	0.7	0.7	0.5	0.6	0.6	0.3	0.2	0.5	0.7	0.8	0.9	1.1	1.4
Load	20.99	19.95	19.34	19.35	20.00	21.89	24.85	26.77	27.26	27.48	27.51	27.27	26.84	26.65	26.34	26.00	27.16	30.26	29.99	29.12	28.13	26.70	24.79	22.53



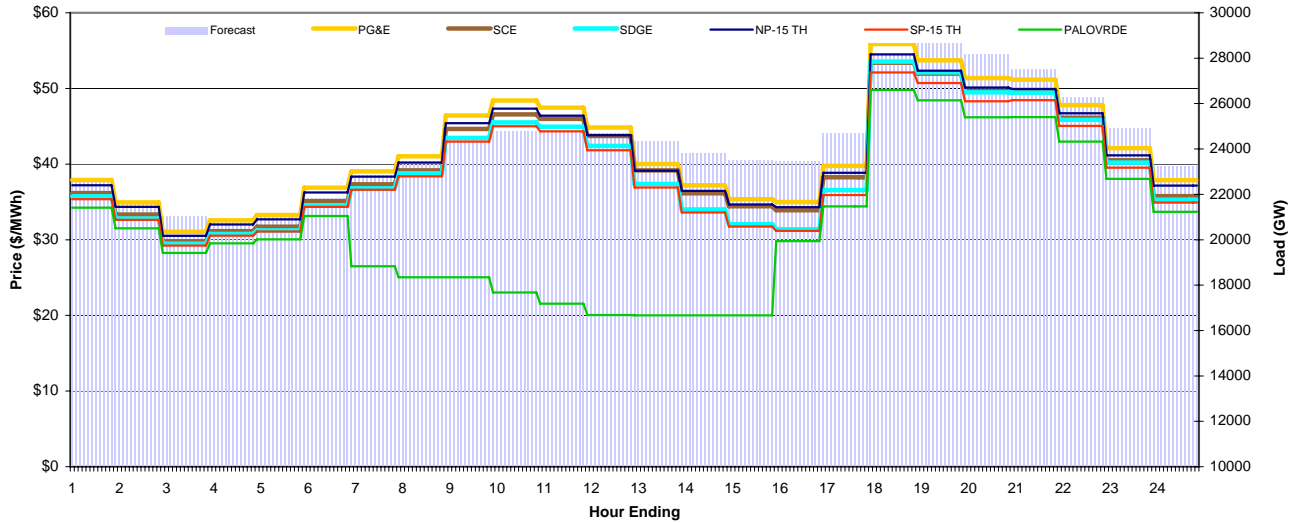
CAISO Daily Report

Saturday December 05, 2009

Price Color Codes: <=0 >=100 >=200

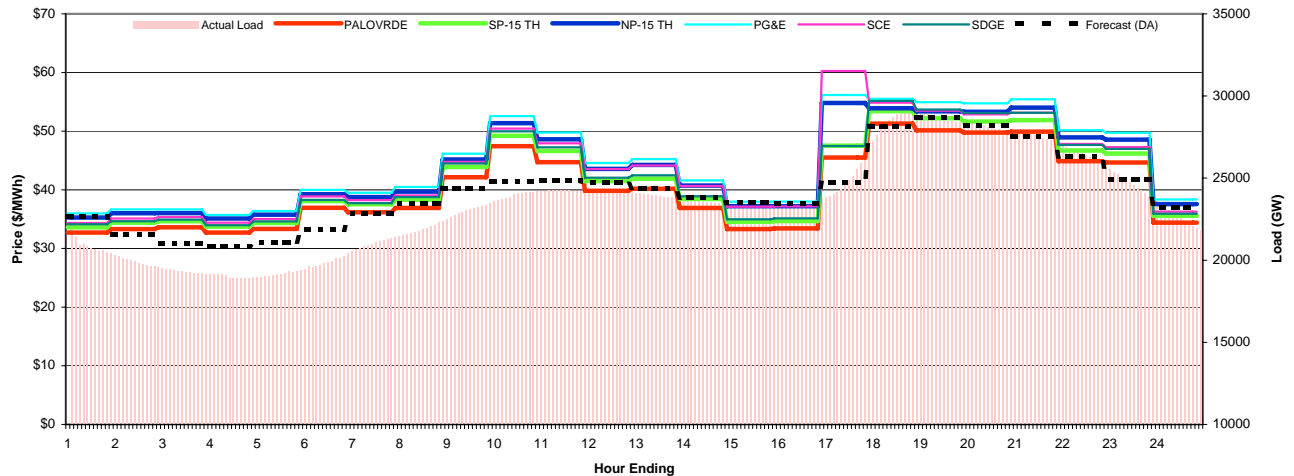
Day-Ahead Prices and Cleared Load

	HE1	HE2	HE3	HE4	HE5	HE6	HE7	HE8	HE9	HE10	HE11	HE12	HE13	HE14	HE15	HE16	HE17	HE18	HE19	HE20	HE21	HE22	HE23	HE24
PG&E	37.89	34.93	31.04	32.57	33.27	36.88	39.04	41.02	46.41	48.41	47.46	44.83	40.01	37.21	35.35	34.99	39.75	55.89	53.72	51.37	51.16	47.80	42.11	37.87
SCE	36.16	33.32	29.79	31.13	31.72	35.11	37.32	39.16	44.64	46.58	45.99	43.71	39.16	36.15	34.42	33.90	38.26	53.40	51.96	49.73	49.66	46.13	40.50	35.77
SDGE	35.74	32.80	29.49	30.77	31.24	34.55	36.81	38.79	43.46	45.51	44.94	42.40	37.36	34.01	32.06	31.39	36.57	53.55	52.13	49.49	49.44	45.85	40.20	35.30
NP-15 TH	37.20	34.34	30.52	32.01	32.70	36.25	38.35	40.19	45.41	47.34	46.40	43.83	39.13	36.47	34.66	34.31	38.85	54.49	52.35	50.12	49.93	46.72	41.17	37.16
SP-15 TH	35.37	32.63	29.23	30.54	31.09	34.35	36.60	38.39	42.98	45.01	44.33	41.84	36.90	33.60	31.74	31.18	35.91	52.11	50.71	48.30	48.46	45.05	39.53	34.92
PALOVPRDE	34.25	31.51	28.26	29.53	30.05	33.14	26.50	25.05	25.05	23.03	21.55	20.05	20.00	20.00	20.00	29.81	34.40	49.80	48.44	46.19	46.20	42.96	38.04	33.68
Forecast	22.6	21.6	21.0	20.8	21.1	21.8	22.8	23.5	24.4	24.8	24.7	24.4	23.8	23.5	23.5	24.7	28.2	28.7	28.2	27.5	26.3	24.9	23.2	



Preliminary Real-Time Prices with Forecasted and Actual System Load

	HE1	HE2	HE3	HE4	HE5	HE6	HE7	HE8	HE9	HE10	HE11	HE12	HE13	HE14	HE15	HE16	HE17	HE18	HE19	HE20	HE21	HE22	HE23	HE24
Palovrde	32.70	33.32	33.62	32.72	33.34	36.94	36.18	36.90	42.16	47.44	44.71	39.82	40.19	36.90	33.31	33.41	45.49	51.29	50.13	49.75	49.94	44.88	44.66	34.39
sp15	33.62	34.39	34.65	33.73	34.35	38.07	37.54	38.30	43.90	49.23	46.62	41.48	41.91	38.44	34.58	34.67	47.54	53.40	52.21	51.63	51.89	46.71	46.19	35.57
np15	35.28	36.01	36.03	35.11	35.76	39.25	38.76	39.70	45.17	51.38	48.63	43.56	44.24	40.73	37.20	37.22	54.81	53.90	53.38	53.31	54.03	48.95	48.57	37.56
pgae	35.97	36.67	36.67	35.71	36.38	40.00	39.50	40.49	46.16	52.56	49.75	44.57	45.24	41.61	37.97	38.01	56.18	55.53	54.95	54.75	55.44	50.16	49.73	38.36
sce	34.33	35.10	35.35	34.40	35.03	38.87	38.26	39.03	44.75	50.45	47.93	43.53	44.14	40.65	37.12	37.19	60.25	54.86	53.49	52.87	53.15	47.82	47.28	36.29
sdge	34.13	34.64	34.92	33.96	34.62	38.28	37.74	38.77	44.50	49.97	47.24	42.07	42.48	38.91	34.98	35.13	47.47	55.16	53.70	53.09	53.15	47.66	46.97	35.94
Forecast-Load	1.8	1.8	1.7	1.8	1.9	1.9	1.7	1.5	1.3	0.8	0.6	0.5	0.4	0.3	0.2	0.0	-0.6	-0.5	0.1	0.2	0.0	0.0	0.4	0.7
Load	20.79	19.84	19.30	18.99	19.21	19.98	21.10	21.97	23.13	24.01	24.23	24.17	23.91	23.54	23.24	23.44	25.26	28.72	28.57	28.02	27.47	26.28	24.49	22.50



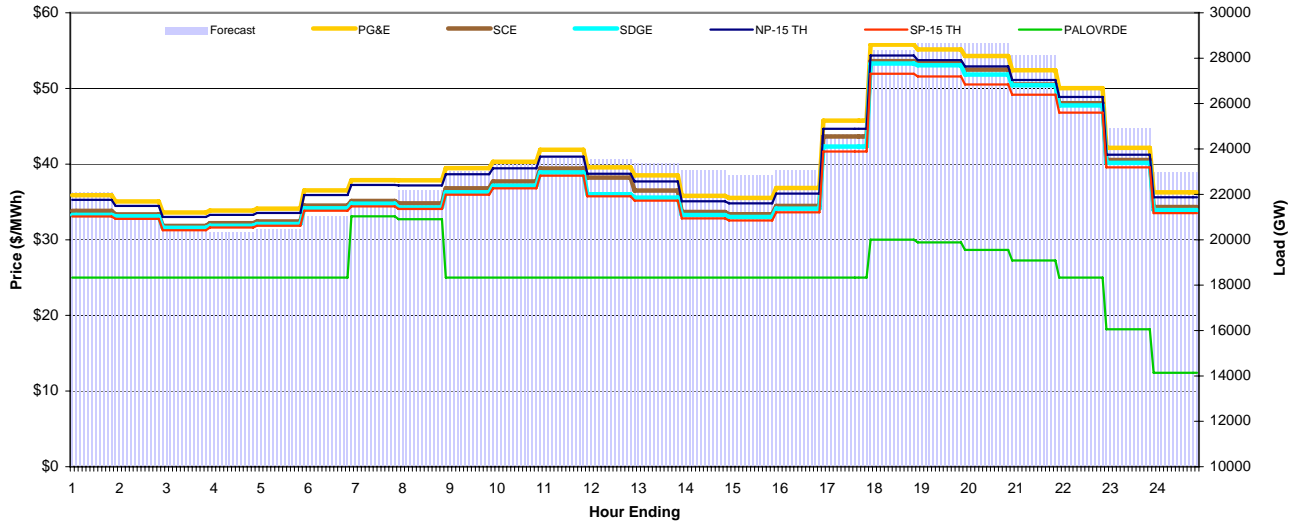
CAISO Daily Report

Sunday December 06, 2009

Price Color Codes: <=0 >=100 >=200

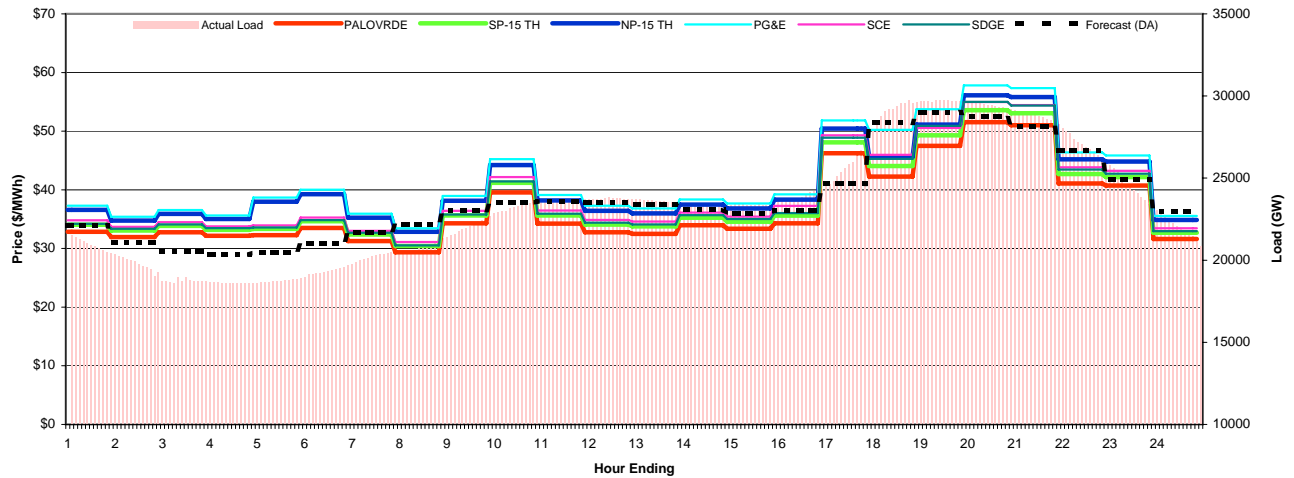
Day-Ahead Prices and Cleared Load

	HE1	HE2	HE3	HE4	HE5	HE6	HE7	HE8	HE9	HE10	HE11	HE12	HE13	HE14	HE15	HE16	HE17	HE18	HE19	HE20	HE21	HE22	HE23	HE24
PG&E	35.89	35.07	33.60	33.85	34.12	36.52	37.88	37.86	39.47	40.31	41.90	39.58	38.51	35.80	35.52	36.84	45.75	55.78	55.17	54.29	52.41	50.04	42.16	36.27
SCE	33.82	33.36	31.83	32.18	32.42	34.51	35.14	34.81	36.81	37.70	39.43	38.21	36.50	33.67	33.38	34.48	43.65	53.61	53.46	52.48	50.53	48.06	40.55	34.32
SDGE	33.29	33.10	31.58	31.85	32.09	34.15	34.76	34.27	36.26	37.15	38.89	36.02	35.56	33.26	33.00	34.11	42.32	53.30	53.06	51.83	50.41	47.76	40.17	33.92
NP-15 TH	35.28	34.48	33.02	33.29	33.54	35.91	37.25	37.18	38.66	39.45	40.99	38.73	37.71	35.08	34.82	36.11	44.67	54.36	53.74	52.92	51.11	48.87	41.23	35.61
SP-15 TH	33.08	32.76	31.26	31.61	31.84	33.84	34.41	34.08	35.96	36.79	38.46	35.75	35.17	32.83	32.56	33.63	41.66	51.94	51.59	50.53	49.18	46.81	39.58	33.53
PALOVPRDE	25.00	25.00	25.00	25.00	25.00	25.00	33.10	32.73	25.00	25.00	25.00	25.00	25.00	25.00	25.00	25.00	25.00	30.00	29.65	28.65	27.26	25.00	18.16	12.42
Forecast	22.1	21.1	20.6	20.3	20.5	21.0	21.7	22.2	23.0	23.5	23.6	23.5	23.4	23.1	22.9	23.1	24.6	28.4	29.0	28.7	28.1	26.7	24.9	23.0



Preliminary Real-Time Prices with Forecasted and Actual System Load

	HE1	HE2	HE3	HE4	HE5	HE6	HE7	HE8	HE9	HE10	HE11	HE12	HE13	HE14	HE15	HE16	HE17	HE18	HE19	HE20	HE21	HE22	HE23	HE24
Palovrde	32.85	31.93	32.76	32.16	32.28	33.49	31.27	29.34	34.30	39.56	34.22	32.77	32.48	33.98	33.37	34.30	46.23	42.25	47.49	51.54	51.02	41.08	40.74	31.62
sp15	34.04	33.06	33.85	33.19	33.33	34.64	32.39	30.41	35.62	41.20	35.63	34.06	33.76	35.24	34.57	35.61	48.08	44.07	49.29	53.59	53.07	42.70	42.19	32.68
np15	36.59	34.75	35.90	35.03	37.99	39.25	35.24	32.84	38.15	44.21	38.19	36.41	35.97	37.48	36.83	38.32	50.43	45.58	51.12	56.10	55.80	45.20	44.83	34.85
pgae	37.30	35.41	36.55	35.63	38.69	40.02	35.92	33.45	38.94	45.22	39.11	37.29	36.82	38.35	37.68	39.23	51.83	50.21	53.73	57.80	57.35	46.37	45.87	35.58
sce	34.81	33.68	34.48	33.78	33.95	35.28	33.02	31.09	36.43	42.18	36.48	34.87	34.59	36.12	35.44	37.27	49.28	45.96	50.54	54.98	54.46	43.83	43.25	33.45
sdge	34.20	33.36	34.10	33.47	33.58	34.85	32.67	30.52	35.80	41.44	35.93	34.41	34.11	35.67	35.03	36.04	48.89	45.28	50.92	55.00	54.38	43.45	42.75	32.96
Forecast-Load	1.2	1.4	1.8	1.7	1.7	1.6	1.4	1.3	0.9	0.2	0.0	-0.2	-0.2	-0.3	-0.6	-0.9	-1.5	-1.0	-0.7	-0.7	-0.6	-0.1	0.7	1.1
Load	20.91	19.66	18.75	18.62	18.78	19.41	20.27	20.88	22.17	23.30	23.63	23.75	23.58	23.40	23.42	23.99	26.10	29.31	29.70	29.40	28.69	26.81	24.22	21.81



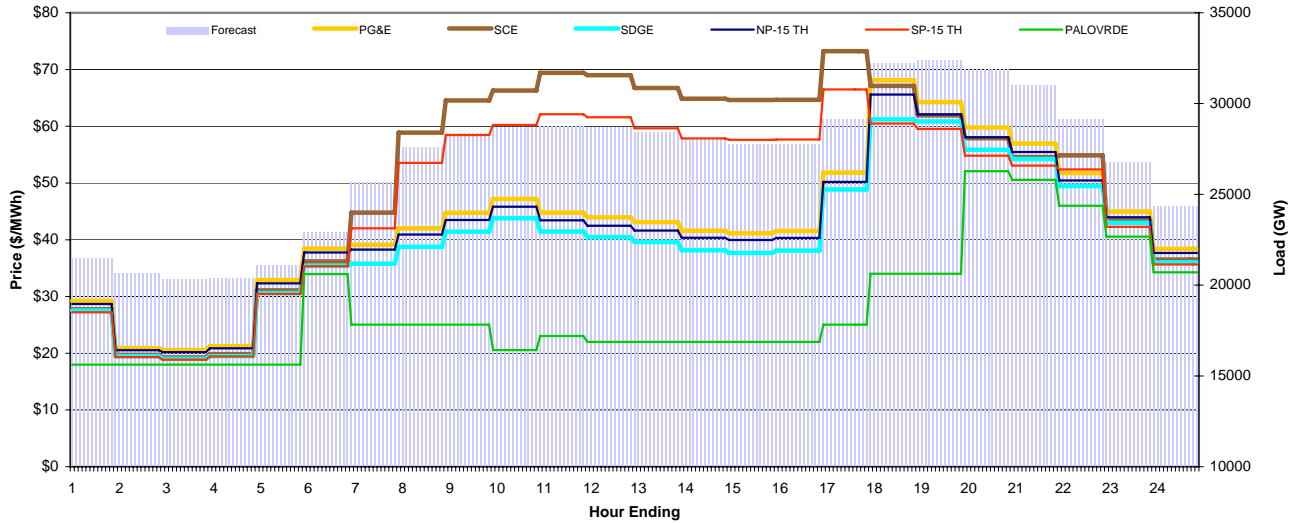
CAISO Daily Report

Monday December 07, 2009

Price Color Codes: <=0 >=100 >=200

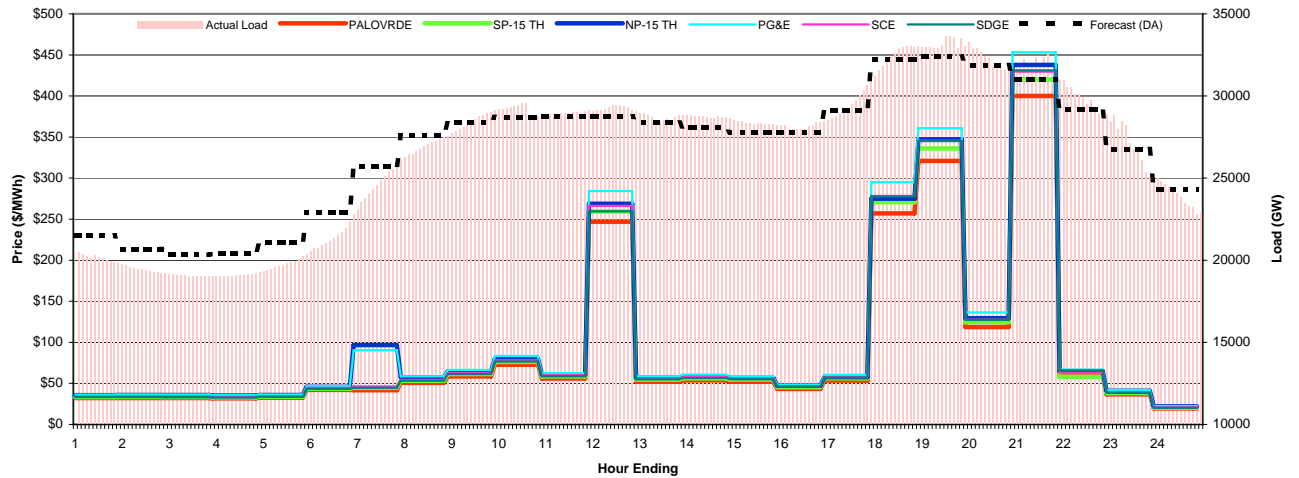
Day-Ahead Prices and Cleared Load

	HE1	HE2	HE3	HE4	HE5	HE6	HE7	HE8	HE9	HE10	HE11	HE12	HE13	HE14	HE15	HE16	HE17	HE18	HE19	HE20	HE21	HE22	HE23	HE24
PG&E	29.20	20.89	20.55	21.23	32.90	38.44	39.10	42.03	44.75	47.20	44.79	43.96	43.11	41.60	41.13	41.54	51.82	68.12	64.27	59.79	56.96	51.74	44.97	38.41
SCE	27.76	19.72	19.25	19.84	31.07	36.18	44.78	58.88	64.56	66.30	69.42	69.01	66.75	64.86	64.64	64.66	73.22	67.11	61.94	57.91	54.55	54.87	43.39	36.53
SDGE	27.51	19.49	19.00	19.48	30.59	35.40	35.79	38.75	41.41	43.80	41.46	40.46	39.60	38.15	37.67	38.10	48.87	61.23	60.86	55.86	54.23	49.47	43.01	36.02
NP-15 TH	28.69	20.53	20.19	20.85	32.30	37.74	38.27	40.92	43.47	45.84	43.44	42.46	41.64	40.35	39.97	40.32	50.20	65.59	62.10	58.05	55.48	50.46	43.95	37.67
SP-15 TH	27.22	19.33	18.87	19.43	30.45	35.32	42.02	53.55	58.45	60.24	62.13	61.60	59.64	57.86	57.60	57.67	66.51	60.48	59.52	54.82	53.06	52.41	42.28	35.64
PALOVPRDE	18.00	18.00	18.00	18.00	18.00	33.96	25.05	25.05	25.05	20.55	23.05	22.00	22.00	22.00	22.00	22.00	25.05	34.00	34.00	52.07	50.57	46.00	40.56	34.28
Forecast	21.5	20.7	20.3	20.4	21.1	22.9	25.7	27.6	28.4	28.7	28.8	28.7	28.4	28.1	27.8	27.8	29.1	32.2	32.4	31.9	31.0	29.2	26.8	24.3



Preliminary Real-Time Prices with Forecasted and Actual System Load

	HE1	HE2	HE3	HE4	HE5	HE6	HE7	HE8	HE9	HE10	HE11	HE12	HE13	HE14	HE15	HE16	HE17	HE18	HE19	HE20	HE21	HE22	HE23	HE24
Palovrde	32.16	32.23	32.13	31.80	32.54	42.04	41.75	50.66	58.54	72.75	55.90	246.91	52.02	53.50	51.97	43.25	53.45	257.03	320.90	118.59	400.00	58.46	36.67	19.47
sp15	33.32	33.53	33.39	33.01	33.76	43.44	44.68	53.19	61.38	76.27	58.51	259.26	54.63	56.13	54.55	45.44	56.14	270.59	336.12	124.49	420.02	57.77	38.12	20.19
np15	35.58	35.87	35.78	35.24	35.82	45.76	96.69	57.54	64.68	79.82	60.78	268.69	57.02	58.51	56.70	47.17	57.62	274.92	347.19	129.47	437.87	64.86	40.88	21.94
pgae	36.24	36.52	36.46	35.90	36.47	46.67	90.44	58.70	66.47	83.48	62.57	284.23	58.56	60.55	58.29	48.41	60.39	295.05	360.85	136.34	453.17	66.84	41.87	22.39
sce	34.08	34.30	34.16	33.75	34.53	44.60	46.11	54.41	62.83	78.20	59.97	266.20	56.11	57.71	56.03	46.60	57.61	278.25	345.57	127.65	429.71	62.90	39.29	20.76
sdge	33.31	33.31	33.14	32.79	33.54	43.24	44.56	53.11	61.47	76.50	58.71	259.60	54.91	56.47	55.06	46.11	57.13	277.63	345.04	127.31	431.20	65.78	38.36	20.34
Forecast-Load	1.4	1.3	1.3	1.2	1.2	1.3	0.7	0.5	-0.2	-0.4	-0.2	-0.5	-0.3	-0.7	-0.6	-0.4	-0.6	-0.4	-0.8	-0.3	-0.9	-0.4	0.1	0.6
Load	20.11	19.38	19.05	19.13	19.89	21.63	24.95	27.08	28.59	29.16	28.99	29.25	28.70	28.71	28.33	28.20	29.78	32.62	33.21	32.15	31.89	29.59	26.70	23.71



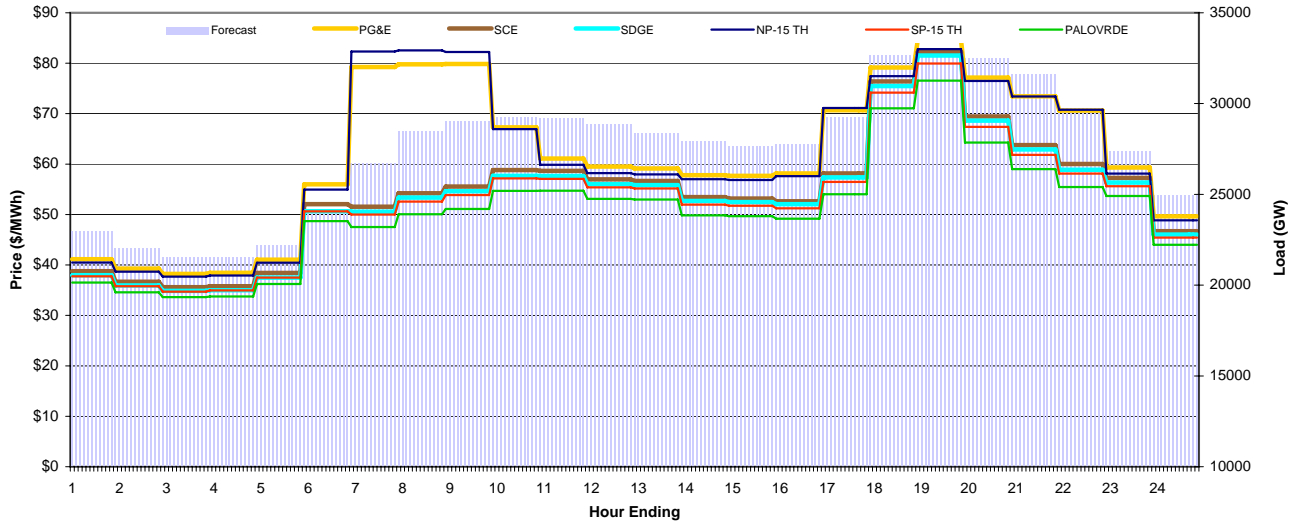
CAISO Daily Report

Tuesday December 08, 2009

Price Color Codes: <=0 >=100 >=200

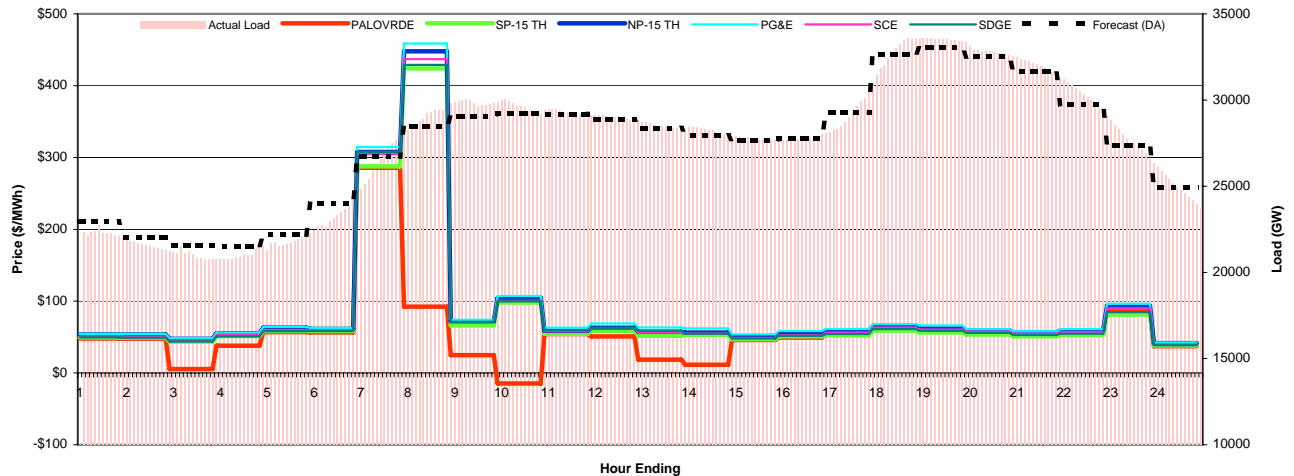
Day-Ahead Prices and Cleared Load

	HE1	HE2	HE3	HE4	HE5	HE6	HE7	HE8	HE9	HE10	HE11	HE12	HE13	HE14	HE15	HE16	HE17	HE18	HE19	HE20	HE21	HE22	HE23	HE24
PG&E	41.14	39.27	38.24	38.45	41.06	55.99	79.24	79.79	79.86	67.28	61.11	59.50	59.13	57.81	57.66	58.16	70.67	79.16	84.68	77.14	73.45	70.61	59.31	49.64
SCE	38.77	36.67	35.59	35.79	38.41	52.05	51.56	54.22	55.55	58.82	58.66	56.98	56.67	53.45	53.18	52.62	58.15	76.39	82.25	69.44	63.77	60.01	57.25	46.68
SDGE	37.97	35.95	34.87	35.00	37.50	50.66	50.57	53.35	54.63	57.67	57.64	56.02	55.85	52.68	52.48	52.05	57.37	75.46	81.52	68.61	62.91	58.87	56.35	46.03
NP-15 TH	40.47	38.66	37.68	37.89	40.44	54.93	82.31	82.56	82.22	66.94	59.85	58.20	57.96	57.00	56.84	57.60	71.14	77.44	82.80	76.48	73.40	70.79	58.10	48.85
SP-15 TH	37.75	35.78	34.69	34.95	37.49	50.64	50.00	52.58	53.88	57.17	57.08	55.40	55.15	51.96	51.75	51.25	56.48	74.18	79.94	67.38	61.82	58.13	55.61	45.42
PALOVPRDE	36.50	34.59	33.62	33.75	36.24	48.69	47.51	50.06	51.11	54.68	54.72	53.11	52.97	49.84	49.69	49.18	54.03	71.07	76.54	64.29	59.00	55.45	53.67	44.00
Forecast	22.9	22.0	21.6	21.5	22.2	24.0	26.7	28.5	29.0	29.2	29.2	28.9	28.4	27.9	27.7	27.8	29.3	32.6	33.0	32.5	31.6	29.8	27.4	24.9



Preliminary Real-Time Prices with Forecasted and Actual System Load

	HE1	HE2	HE3	HE4	HE5	HE6	HE7	HE8	HE9	HE10	HE11	HE12	HE13	HE14	HE15	HE16	HE17	HE18	HE19	HE20	HE21	HE22	HE23	HE24
Palovrde	47.88	47.70	5.38	37.86	56.81	56.51	285.60	92.38	24.80	-14.60	54.26	50.73	18.42	11.42	45.97	49.27	53.44	59.89	57.38	55.06	52.14	54.34	86.56	37.13
sp15	49.39	49.23	43.79	51.19	58.44	58.43	287.72	424.13	66.30	98.08	54.61	58.64	51.71	52.96	47.03	51.09	52.46	58.79	56.36	53.53	50.98	52.84	81.30	38.34
np15	53.48	53.45	47.48	55.36	63.14	61.41	307.81	447.92	72.09	104.48	58.63	62.96	57.41	56.12	51.03	55.06	58.66	64.71	61.77	59.41	56.43	59.40	93.85	41.40
pgae	54.48	54.38	48.30	56.28	64.16	62.55	314.59	458.74	73.97	107.12	63.20	68.82	63.24	61.98	53.81	58.43	61.24	68.02	66.13	60.95	58.03	60.98	96.22	42.30
sce	50.82	50.63	44.96	52.58	60.00	59.84	304.52	436.99	70.05	100.42	57.98	61.88	56.09	54.75	48.73	52.54	56.08	63.20	60.31	57.61	54.72	56.96	89.72	39.42
sdge	49.44	49.10	43.73	50.92	58.13	58.32	307.97	429.02	71.20	99.72	59.40	62.97	58.65	54.74	47.96	51.76	54.22	61.15	58.55	55.81	52.91	54.52	84.80	38.67
Forecast-Load	0.7	0.6	0.6	0.5	0.3	0.5	-0.2	-0.8	-0.8	-0.3	-0.1	-0.1	-0.1	-0.2	-0.1	-0.1	-0.3	-0.4	-0.4	-0.2	-0.2	-0.2	0.1	0.3
Load	22.23	21.47	20.94	21.04	21.87	23.49	26.90	29.22	29.85	29.53	29.25	28.93	28.46	28.16	27.73	27.81	29.54	33.03	33.45	32.72	31.86	30.01	27.31	24.66



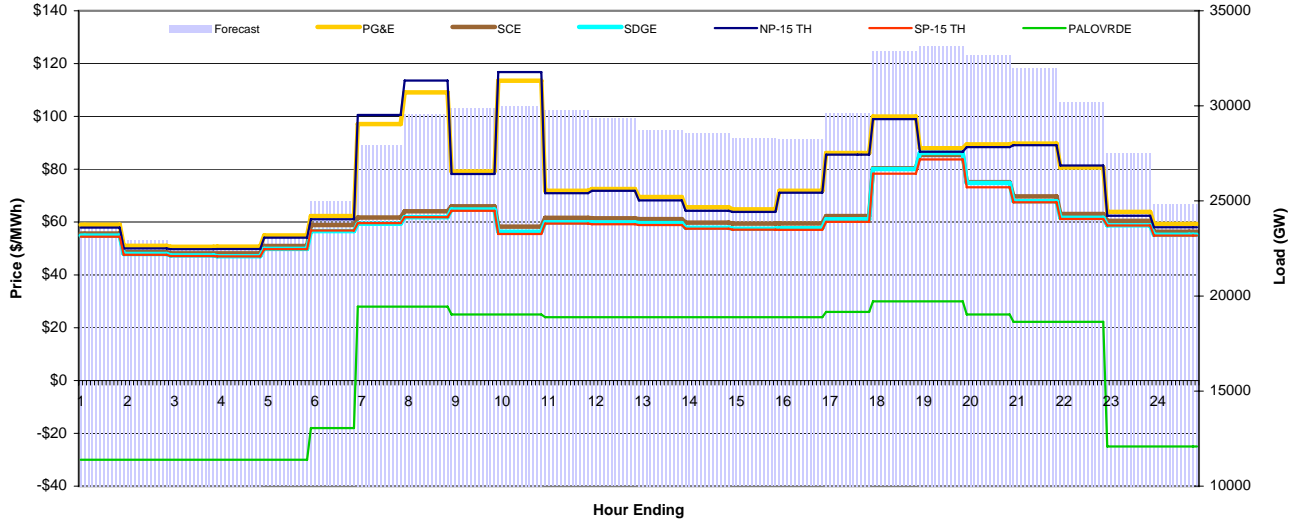
CAISO Daily Report

Wednesday December 09, 2009

Price Color Codes: <=0 >=100 >=200

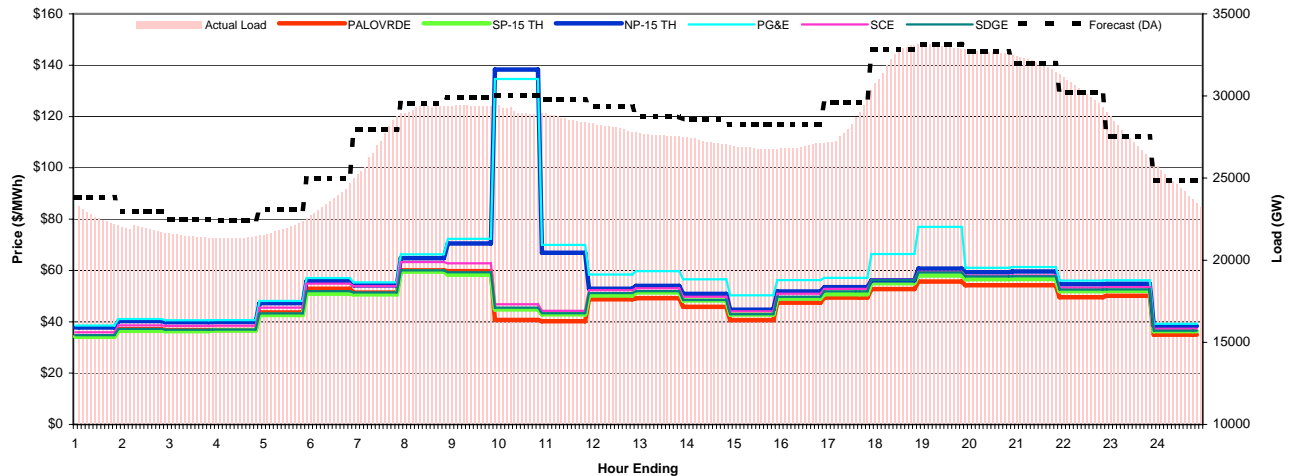
Day-Ahead Prices and Cleared Load

	HE1	HE2	HE3	HE4	HE5	HE6	HE7	HE8	HE9	HE10	HE11	HE12	HE13	HE14	HE15	HE16	HE17	HE18	HE19	HE20	HE21	HE22	HE23	HE24
PG&E	59.02	50.97	50.61	50.70	54.95	62.26	97.14	109.12	79.20	113.51	71.84	72.53	69.46	65.60	64.84	71.85	86.12	99.94	87.97	89.42	89.69	80.67	63.87	59.27
SCE	55.69	48.64	48.16	48.16	50.96	58.88	61.75	64.06	65.98	58.25	61.61	61.40	61.13	59.78	59.42	59.45	62.28	80.38	85.44	75.12	69.69	63.05	60.42	56.30
SDGE	54.87	47.93	47.35	47.08	49.86	56.54	59.34	61.83	64.75	56.36	59.88	59.87	59.62	57.87	57.46	57.64	61.04	80.11	86.20	74.82	67.88	61.59	58.77	55.19
NP-15 TH	57.92	50.03	49.72	49.79	54.09	61.04	100.55	113.61	78.23	116.82	70.91	71.85	68.21	64.27	63.83	71.11	85.55	98.98	86.60	88.39	89.10	81.40	62.41	58.00
SP-15 TH	54.44	47.60	47.11	47.03	49.75	56.80	59.58	61.87	64.28	55.51	59.40	59.18	58.88	57.47	57.09	57.09	60.06	78.30	83.69	73.18	67.47	61.16	58.71	54.90
PALOVPRDE	-30.00	-30.00	-30.00	-30.00	-30.00	-17.99	28.00	28.00	25.00	25.00	24.00	24.00	24.00	24.00	24.00	24.00	26.00	30.00	30.00	25.00	22.22	22.22	-24.99	-24.99
Forecast	23.8	23.0	22.5	22.4	23.1	25.0	27.9	29.6	29.9	30.0	29.8	29.3	28.7	28.6	28.3	28.2	29.6	32.9	33.2	32.7	32.0	30.2	27.5	24.8



Preliminary Real-Time Prices with Forecasted and Actual System Load

	HE1	HE2	HE3	HE4	HE5	HE6	HE7	HE8	HE9	HE10	HE11	HE12	HE13	HE14	HE15	HE16	HE17	HE18	HE19	HE20	HE21	HE22	HE23	HE24
Palovrde	34.37	37.08	36.80	36.76	43.63	52.85	51.37	60.07	59.75	40.70	40.25	48.78	49.19	45.80	40.68	47.48	49.43	52.75	55.66	54.25	54.23	49.57	50.14	34.97
sp15	34.14	36.49	36.35	36.57	42.63	50.94	50.72	59.56	58.35	44.86	42.90	50.27	51.44	48.34	42.83	49.05	50.78	55.05	58.06	56.62	56.69	51.93	52.05	36.34
np15	37.77	40.30	39.83	39.92	47.24	55.89	54.16	64.80	70.53	138.30	66.90	52.86	54.02	50.86	44.69	51.85	53.50	56.20	60.73	59.27	59.63	54.62	54.79	38.36
pgae	38.50	41.08	40.60	40.67	48.14	57.07	55.37	66.27	72.36	134.61	69.98	58.45	59.76	56.58	50.30	56.24	57.12	66.40	77.01	61.03	61.34	56.07	56.19	39.24
sce	35.91	38.60	38.39	38.47	45.51	54.89	53.85	63.31	62.81	46.81	44.25	52.29	53.03	49.76	44.06	50.94	52.79	56.39	59.51	58.00	58.08	53.31	53.48	37.27
sdge	34.81	37.21	36.89	36.98	43.28	51.96	51.43	60.06	59.32	45.51	43.32	51.21	51.92	48.49	42.98	49.76	51.86	56.22	59.24	57.88	57.75	52.57	52.62	36.54
Forecast-Load	1.3	1.1	1.0	1.0	1.0	1.0	0.5	0.2	0.5	1.0	1.2	1.3	1.1	1.4	1.5	1.2	0.9	0.3	0.1	0.1	0.1	0.2	0.4	0.6
Load	22.56	21.87	21.45	21.40	22.08	23.96	27.44	29.32	29.42	29.03	28.56	28.02	27.59	27.19	26.82	26.99	28.69	32.52	33.01	32.62	31.86	29.99	27.09	24.26



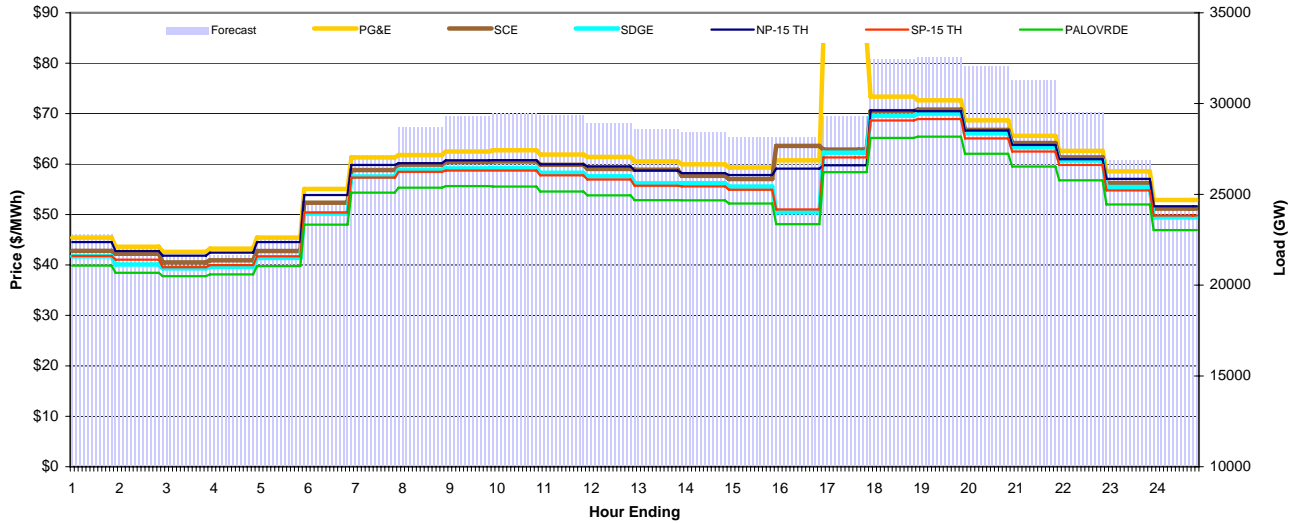
CAISO Daily Report

Thursday December 10, 2009

Price Color Codes: <=0 >=100 >=200

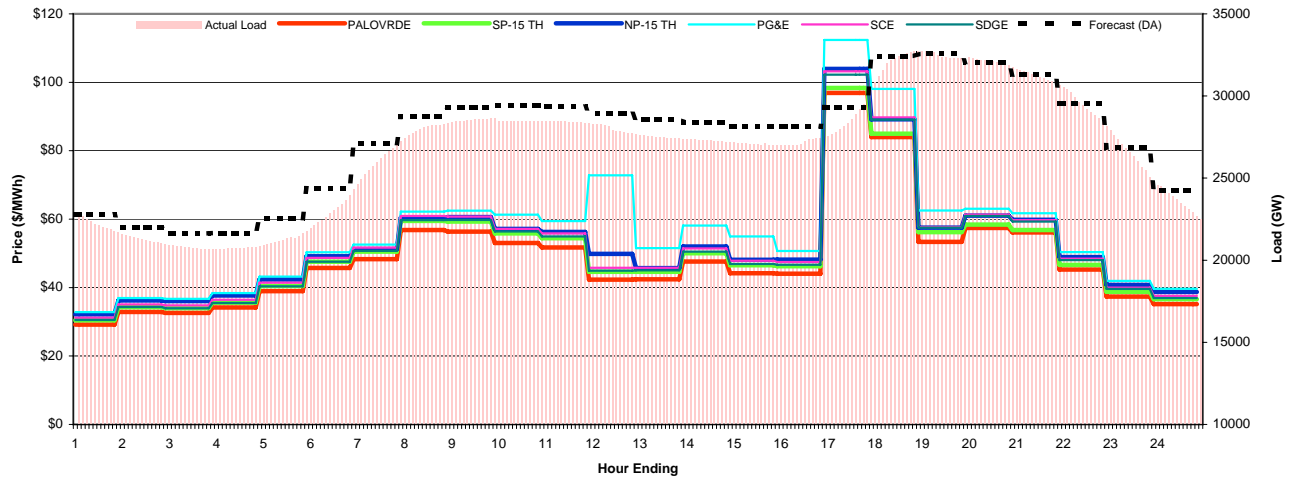
Day-Ahead Prices and Cleared Load

	HE1	HE2	HE3	HE4	HE5	HE6	HE7	HE8	HE9	HE10	HE11	HE12	HE13	HE14	HE15	HE16	HE17	HE18	HE19	HE20	HE21	HE22	HE23	HE24
PG&E	45.43	43.61	42.61	43.23	45.44	55.06	61.33	61.81	62.51	62.76	61.88	61.43	60.53	59.97	59.34	60.75	84.88	73.37	72.64	68.67	65.62	62.61	58.57	52.90
SCE	42.80	42.21	40.53	40.92	42.76	52.36	58.83	59.91	60.43	60.52	59.86	59.04	58.89	57.68	57.03	63.61	62.88	70.49	70.79	66.77	64.17	61.32	56.23	51.18
SDGE	41.71	40.09	39.33	39.66	41.40	50.17	57.54	58.87	59.14	59.17	58.28	57.58	56.19	56.21	55.54	50.45	62.28	69.59	70.00	66.13	63.33	60.71	55.46	49.47
NP-15 TH	44.53	42.77	41.85	42.46	44.55	53.86	59.85	60.19	60.76	60.78	59.95	59.56	58.71	58.22	57.82	59.09	59.78	70.64	70.48	66.65	63.79	60.97	57.07	51.66
SP-15 TH	41.77	41.05	39.57	39.96	41.71	50.42	57.33	58.46	58.71	58.72	57.78	56.95	55.69	55.58	54.91	51.00	61.32	68.65	68.95	65.08	62.50	59.82	54.80	49.79
PALOVPRDE	39.88	38.44	37.79	38.14	39.78	48.00	54.36	55.32	55.63	55.56	54.56	53.80	52.85	52.82	52.19	48.09	58.39	65.20	65.46	62.05	59.51	56.77	52.00	46.91
Forecast	22.8	22.0	21.6	21.7	22.6	24.4	27.1	28.7	29.3	29.4	29.3	28.9	28.6	28.4	28.2	28.1	29.3	32.4	32.6	32.1	31.3	29.5	26.9	24.2



Preliminary Real-Time Prices with Forecasted and Actual System Load

	HE1	HE2	HE3	HE4	HE5	HE6	HE7	HE8	HE9	HE10	HE11	HE12	HE13	HE14	HE15	HE16	HE17	HE18	HE19	HE20	HE21	HE22	HE23	HE24
Palovrde	29.18	32.88	32.61	34.18	38.97	45.73	48.31	56.80	56.37	53.03	51.70	42.33	42.41	47.61	44.21	44.05	96.92	83.98	53.36	57.43	56.14	45.25	37.36	35.15
sp15	30.46	34.28	33.99	35.59	40.45	47.55	50.51	59.48	59.30	55.82	54.45	44.60	44.61	50.06	46.55	46.23	98.33	84.95	56.22	58.40	56.83	46.64	38.77	36.60
np15	32.17	36.22	36.03	37.70	42.35	49.14	51.23	60.42	60.61	57.13	56.25	49.85	45.67	52.01	48.10	48.17	103.91	89.19	57.54	61.04	59.83	48.90	40.79	38.73
pgae	32.84	36.95	36.72	38.41	43.21	50.32	52.57	62.19	62.48	61.33	59.42	72.80	51.54	58.12	54.95	50.68	112.36	98.07	62.51	63.04	61.72	50.35	41.93	39.67
sce	31.20	35.09	34.79	36.43	41.44	48.70	51.66	60.95	60.73	57.13	55.84	45.78	45.78	51.42	47.85	47.48	103.19	89.74	57.69	61.30	59.70	48.46	39.99	37.53
sdge	30.52	34.32	33.95	35.50	40.35	47.56	50.75	59.73	59.79	56.41	54.93	44.95	45.02	50.50	46.92	46.67	102.24	89.09	57.50	60.94	59.31	48.05	39.62	36.94
Forecast-Load	0.7	0.8	0.9	0.9	1.2	1.1	0.9	0.6	0.7	1.0	0.9	1.0	1.1	1.1	1.1	0.9	0.4	0.1	0.1	0.0	0.2	0.4	0.7	0.8
Load	22.13	21.21	20.76	20.77	21.38	23.23	26.27	28.10	28.55	28.47	28.41	27.94	27.48	27.28	27.07	27.25	28.95	32.32	32.43	32.04	31.10	29.16	26.13	23.41



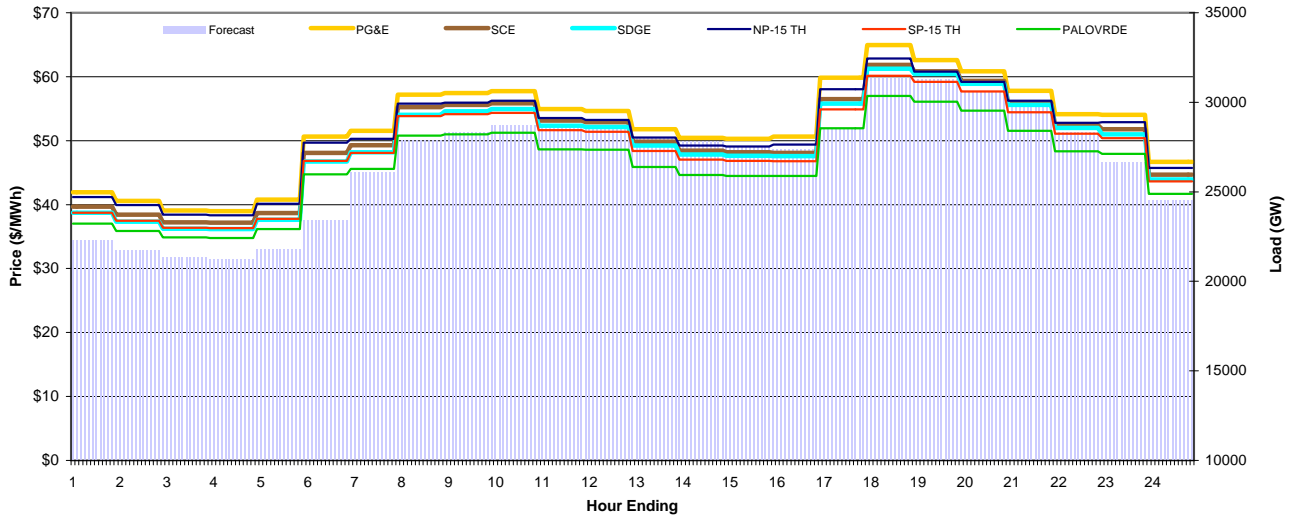
CAISO Daily Report

Friday December 11, 2009

Price Color Codes: <=0 >=100 >=200

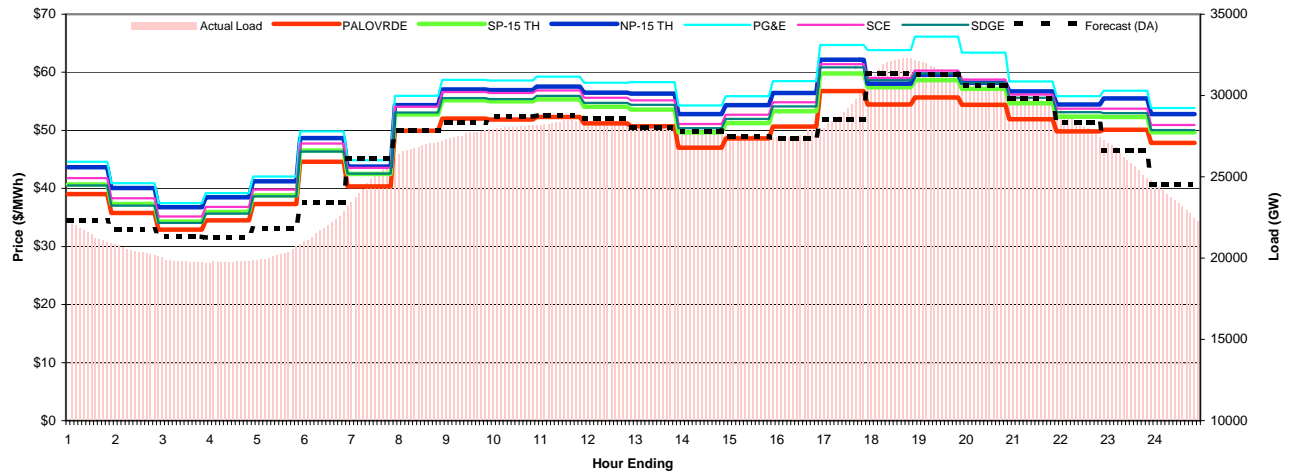
Day-Ahead Prices and Cleared Load

	HE1	HE2	HE3	HE4	HE5	HE6	HE7	HE8	HE9	HE10	HE11	HE12	HE13	HE14	HE15	HE16	HE17	HE18	HE19	HE20	HE21	HE22	HE23	HE24
PG&E	41.93	40.60	39.07	38.97	40.80	50.65	51.54	57.21	57.47	57.74	54.96	54.63	51.78	50.45	50.30	50.62	59.84	64.96	62.58	60.86	57.78	54.13	54.06	46.70
SCE	39.69	38.43	37.24	37.16	38.69	48.06	49.29	55.23	55.61	55.86	53.11	52.86	49.82	48.43	48.19	48.11	56.49	61.84	60.87	59.36	55.93	52.43	51.76	44.70
SDGE	38.71	37.34	36.20	36.16	37.65	46.71	48.18	54.04	54.59	54.95	52.34	52.13	49.21	47.83	47.61	47.60	55.77	61.25	60.42	58.90	55.58	51.97	51.00	43.95
NP-15 TH	41.20	39.93	38.43	38.35	40.12	49.68	50.31	55.79	55.94	56.24	53.54	53.25	50.49	49.22	49.07	49.37	58.02	62.84	60.80	59.17	56.23	52.80	52.88	45.75
SP-15 TH	38.72	37.49	36.38	36.32	37.78	46.83	48.10	53.82	54.16	54.33	51.63	51.39	48.39	47.04	46.84	46.80	54.89	60.14	59.17	57.70	54.45	51.10	50.38	43.62
PALOVDRDE	37.05	35.87	34.86	34.79	36.20	44.73	45.57	50.80	50.96	51.24	48.64	48.59	45.87	44.63	44.49	44.46	51.93	56.99	56.09	54.71	51.56	48.32	47.93	41.66
Forecast	22.3	21.7	21.3	21.3	21.8	23.4	26.1	27.9	28.4	28.7	28.8	28.6	28.0	27.8	27.5	27.4	28.6	31.3	31.3	30.6	29.8	28.4	26.6	24.5



Preliminary Real-Time Prices with Forecasted and Actual System Load

	HE1	HE2	HE3	HE4	HE5	HE6	HE7	HE8	HE9	HE10	HE11	HE12	HE13	HE14	HE15	HE16	HE17	HE18	HE19	HE20	HE21	HE22	HE23	HE24
Palovrde	39.04	35.79	32.92	34.53	37.30	44.58	40.34	49.95	52.03	51.84	52.31	51.20	50.70	46.99	48.62	50.67	56.77	54.46	55.68	54.38	51.90	49.84	50.09	47.82
sp15	40.67	37.32	34.29	35.92	38.83	46.53	42.48	52.77	55.18	54.99	55.35	54.05	53.57	49.64	51.23	53.32	59.79	57.42	58.67	57.18	54.66	52.35	52.28	49.66
np15	43.68	40.09	36.75	38.47	41.21	48.69	43.74	54.37	57.05	56.92	57.53	56.51	56.33	52.82	54.32	56.45	62.18	58.05	59.60	58.22	56.73	54.44	55.51	52.78
pgae	44.57	40.88	37.45	39.20	42.03	49.80	44.86	55.92	58.72	58.61	59.25	58.19	58.34	54.32	55.86	58.47	64.70	63.81	66.15	63.39	58.45	55.91	56.81	53.87
sce	41.76	38.31	35.15	36.84	39.79	47.72	43.52	54.09	56.59	56.42	56.89	55.63	55.17	51.10	52.71	54.84	61.39	59.01	60.30	58.75	56.16	53.75	53.76	50.94
sdge	40.52	37.03	34.05	35.65	38.65	46.38	42.53	53.07	55.54	55.37	55.95	54.75	54.40	50.37	51.98	54.15	60.86	58.66	59.80	58.22	55.61	53.15	52.95	50.03
Forecast-Load	0.9	1.4	1.5	1.5	1.5	1.2	1.0	0.9	0.7	0.6	0.4	0.3	0.0	0.1	0.0	-0.3	-0.9	-0.7	-0.3	0.1	0.1	0.3	0.9	1.3
Load	21.42	20.38	19.79	19.79	20.35	22.18	25.13	26.94	27.69	28.10	28.38	28.23	27.98	27.75	27.53	27.68	29.47	32.05	31.57	30.55	29.67	28.05	25.74	23.25



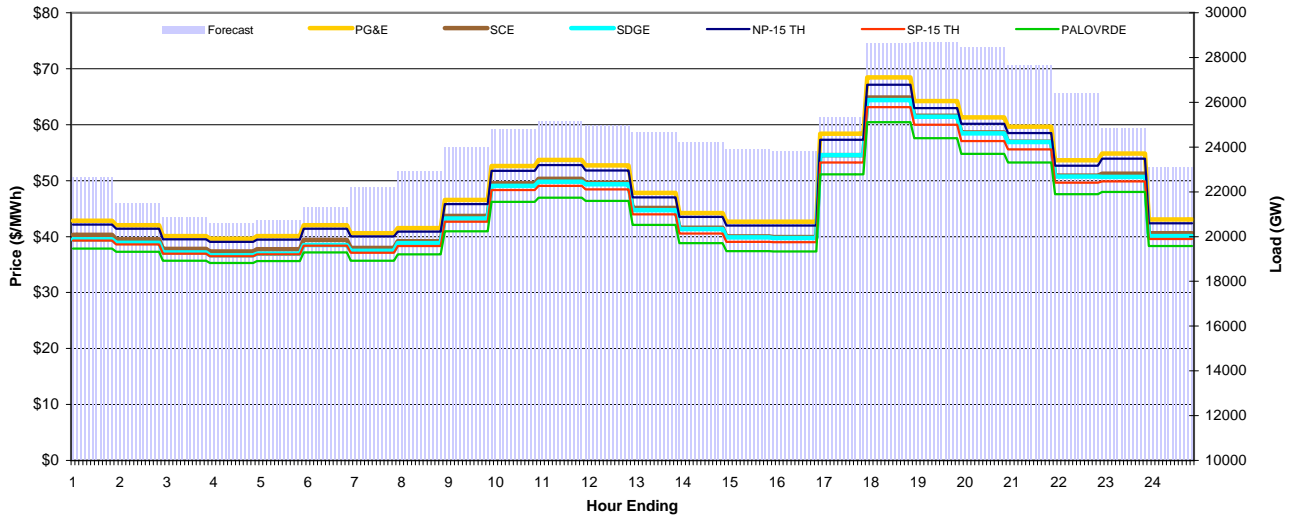
CAISO Daily Report

Saturday December 12, 2009

Price Color Codes: <=0 >=100 >=200

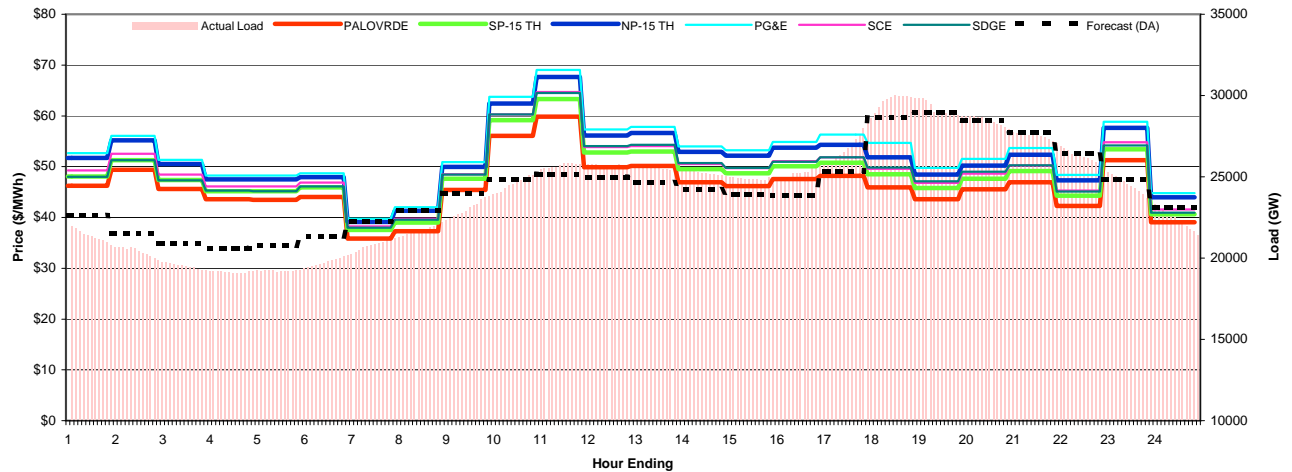
Day-Ahead Prices and Cleared Load

	HE1	HE2	HE3	HE4	HE5	HE6	HE7	HE8	HE9	HE10	HE11	HE12	HE13	HE14	HE15	HE16	HE17	HE18	HE19	HE20	HE21	HE22	HE23	HE24
PG&E	42.83	42.03	40.08	39.62	40.06	42.04	40.61	41.54	46.53	52.63	53.70	52.71	47.78	44.21	42.67	42.66	58.36	68.46	64.20	61.32	59.62	53.62	54.82	43.07
SCE	40.31	39.52	37.80	37.34	37.73	39.38	37.94	39.18	43.69	49.52	50.30	49.66	45.09	41.57	40.00	39.93	54.55	64.83	61.59	58.59	56.97	50.90	51.23	40.59
SDGE	39.53	38.86	37.17	36.68	36.92	38.48	37.45	38.81	43.25	49.08	49.83	49.34	44.74	41.32	39.83	39.76	54.54	64.39	61.41	58.45	56.88	50.69	50.67	40.11
NP-15 TH	42.17	41.43	39.49	39.05	39.48	41.43	40.02	40.90	45.78	51.75	52.80	51.84	47.00	43.49	41.98	41.97	57.30	67.15	62.95	60.14	58.51	52.67	53.92	42.39
SP-15 TH	39.28	38.59	36.93	36.49	36.83	38.38	37.09	38.33	42.66	48.30	49.04	48.44	43.99	40.57	39.08	39.00	53.24	63.12	59.96	57.05	55.56	49.65	49.84	39.59
PALOVDRDE	37.88	37.26	35.70	35.27	35.63	37.18	35.71	36.84	40.92	46.22	46.92	46.35	42.06	38.83	37.40	37.33	51.11	60.45	57.56	54.81	53.23	47.58	48.00	38.32
Forecast	22.6	21.5	20.9	20.6	20.7	21.3	22.2	22.9	24.0	24.8	25.2	25.0	24.6	24.2	23.9	23.8	25.4	28.6	28.9	28.5	27.7	26.4	24.9	23.1



Preliminary Real-Time Prices with Forecasted and Actual System Load

	HE1	HE2	HE3	HE4	HE5	HE6	HE7	HE8	HE9	HE10	HE11	HE12	HE13	HE14	HE15	HE16	HE17	HE18	HE19	HE20	HE21	HE22	HE23	HE24
Palovrde	46.21	49.38	45.63	43.61	43.46	44.06	35.84	37.29	45.39	56.06	59.83	49.89	50.16	46.93	46.18	47.57	48.20	45.91	43.60	45.52	46.91	42.28	51.26	39.04
sp15	48.06	51.31	47.36	45.19	45.16	45.95	37.56	39.00	47.60	59.14	63.30	52.79	53.00	49.52	48.70	50.06	50.78	48.52	45.82	47.65	49.13	44.30	53.42	40.62
np15	51.74	55.19	50.54	47.49	47.49	47.92	39.11	41.30	49.94	62.44	67.64	56.13	56.62	52.90	52.13	53.75	54.31	51.83	48.44	50.18	52.38	47.32	57.66	43.96
pgae	52.69	56.09	51.33	48.27	48.24	48.71	39.77	41.99	50.90	63.73	69.04	57.33	57.81	54.00	53.21	54.85	56.33	54.66	49.76	51.50	53.65	48.39	58.86	44.79
sce	49.26	52.51	48.41	46.13	46.12	46.88	38.24	39.73	48.49	60.31	64.67	53.88	54.08	50.52	49.68	51.09	51.85	49.56	46.80	48.65	50.19	45.27	54.78	41.59
sdge	48.00	51.25	47.30	45.26	45.19	46.10	37.99	39.57	48.46	60.30	64.50	54.06	54.30	50.71	49.75	50.93	51.86	49.84	47.12	49.03	50.27	45.10	54.15	40.96
Forecast-Load	1.3	1.2	1.4	1.5	1.5	1.5	1.3	1.1	0.8	0.1	-0.6	-0.7	-0.9	-1.0	-1.0	-1.5	-1.7	-1.1	-0.1	0.1	0.3	0.6	0.9	
Load	21.31	20.32	19.47	19.15	19.23	19.83	20.88	21.80	23.18	24.72	25.72	25.72	25.51	25.21	24.91	25.31	27.04	29.74	29.07	28.37	27.44	26.09	24.29	22.21



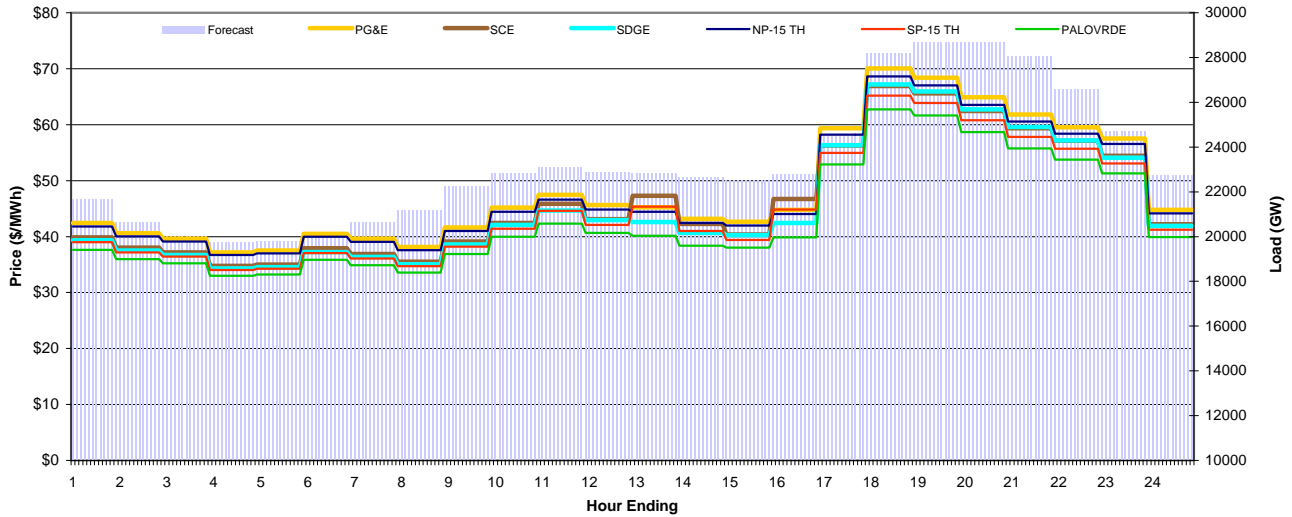
CAISO Daily Report

Sunday December 13, 2009

Price Color Codes: ≤0 ≥100 ≥200

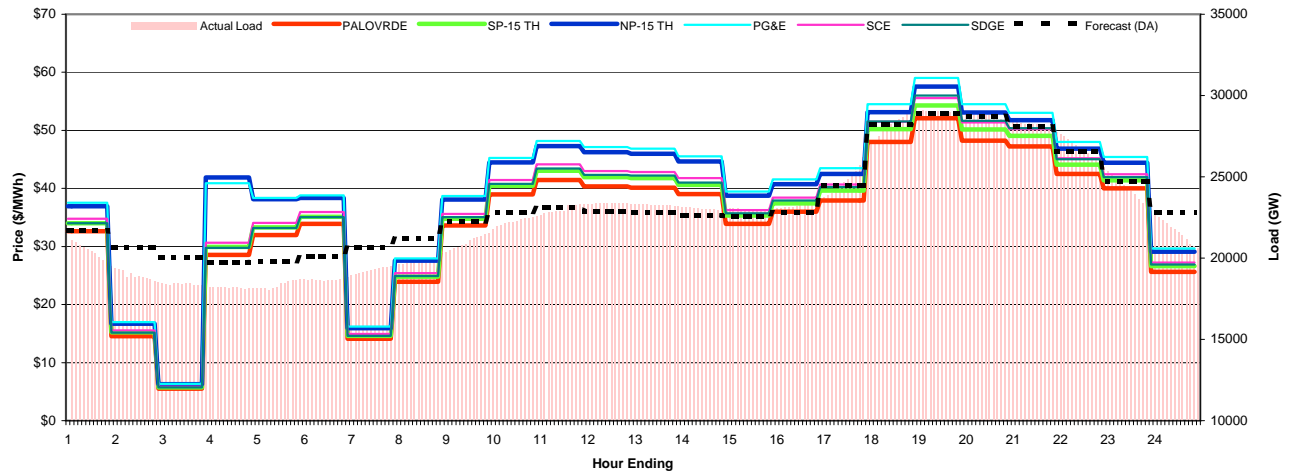
Day-Ahead Prices and Cleared Load

	HE1	HE2	HE3	HE4	HE5	HE6	HE7	HE8	HE9	HE10	HE11	HE12	HE13	HE14	HE15	HE16	HE17	HE18	HE19	HE20	HE21	HE22	HE23	HE24
PG&E	42.42	40.59	39.63	37.19	37.52	40.50	39.65	38.15	41.66	45.18	47.46	45.62	45.23	43.15	42.69	44.80	59.34	70.05	68.38	64.88	61.83	59.55	57.53	44.80
SCE	39.88	38.02	37.19	34.77	34.99	37.89	36.91	35.53	39.11	42.44	45.88	43.12	47.31	42.28	40.36	46.71	56.28	66.89	65.61	62.44	59.33	57.14	54.43	42.20
SDGE	39.36	37.50	36.73	34.33	34.52	37.23	36.37	35.08	38.62	42.08	44.64	42.93	42.62	40.68	40.28	42.45	56.35	67.17	65.96	62.71	59.61	57.18	54.11	41.89
NP-15 TH	41.82	40.05	39.10	36.71	37.02	39.96	39.07	37.56	40.98	44.42	46.63	44.84	44.43	42.41	41.96	44.01	58.21	68.64	67.00	63.56	60.58	58.39	56.57	44.13
SP-15 TH	38.98	37.20	36.41	34.04	34.25	37.06	36.08	34.72	38.21	41.41	44.59	42.09	45.33	41.01	39.42	44.84	54.97	65.21	63.90	60.81	57.80	55.69	53.07	41.22
PALOVDRDE	37.63	35.96	35.24	33.00	33.20	35.84	34.89	33.57	36.86	40.00	42.30	40.66	40.12	38.39	38.03	39.86	52.92	62.71	61.63	58.66	55.76	53.73	51.29	39.92
Forecast	21.7	20.7	20.0	19.8	19.8	20.1	20.7	21.2	22.2	22.8	23.1	22.9	22.8	22.6	22.5	22.8	24.5	28.2	28.9	28.7	28.1	26.6	24.7	22.8



Preliminary Real-Time Prices with Forecasted and Actual System Load

	HE1	HE2	HE3	HE4	HE5	HE6	HE7	HE8	HE9	HE10	HE11	HE12	HE13	HE14	HE15	HE16	HE17	HE18	HE19	HE20	HE21	HE22	HE23	HE24
Palovrde	32.62	14.56	5.52	28.57	31.99	33.91	14.10	23.94	33.60	38.97	41.45	40.32	40.15	39.01	33.89	35.98	37.90	48.00	52.11	48.22	47.26	42.50	40.01	25.66
sp15	34.00	15.19	5.75	29.91	33.28	35.13	14.58	24.80	34.78	40.47	43.05	41.92	41.76	40.64	35.31	37.42	39.61	50.20	54.27	50.16	49.05	44.09	41.39	26.62
np15	36.91	16.71	6.27	41.90	38.17	38.35	15.94	27.56	38.08	44.49	47.30	46.23	45.95	44.66	38.74	40.73	42.48	53.15	57.55	53.08	51.73	46.84	44.43	29.11
pgae	37.54	16.96	6.35	40.92	38.35	38.81	16.18	27.94	36.68	45.25	48.17	47.10	46.83	45.52	39.48	41.54	43.47	54.53	59.03	54.49	53.05	47.99	45.41	29.66
sce	34.77	15.53	5.87	30.63	34.04	35.94	14.93	25.40	35.61	41.47	44.12	42.98	42.83	41.77	36.26	38.41	40.67	51.49	55.54	51.37	50.24	45.19	42.43	27.25
sdge	34.01	15.14	5.75	29.79	33.18	35.07	14.61	24.92	35.06	40.79	43.42	42.32	42.20	40.99	35.74	37.92	40.24	51.52	55.98	51.67	50.38	45.04	41.97	26.89
Forecast-Load	1.4	1.8	1.7	1.6	1.4	1.4	1.3	1.2	1.1	0.5	0.0	-0.5	-0.4	-0.4	-0.5	-0.6	-0.7	-0.2	-0.1	0.0	0.0	0.1	0.7	1.3
Load	20.29	18.84	18.39	18.18	18.40	18.70	19.33	19.95	21.11	22.32	23.08	23.38	23.25	23.04	23.03	23.36	25.17	28.38	29.00	28.71	28.09	26.48	23.96	21.46



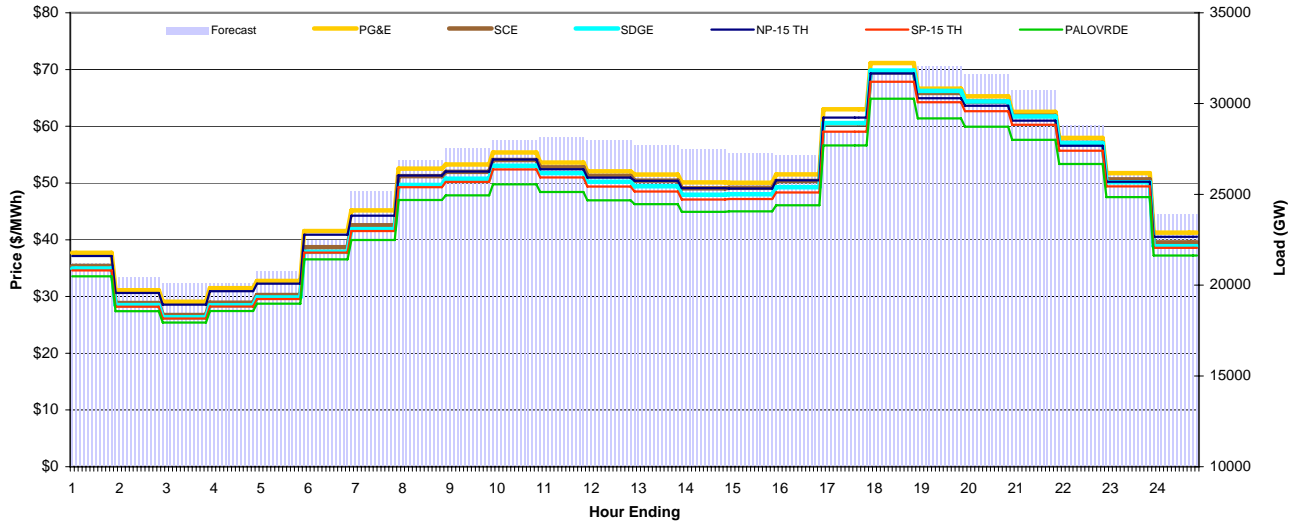
CAISO Daily Report

Monday December 14, 2009

Price Color Codes: <=0 >=100 >=200

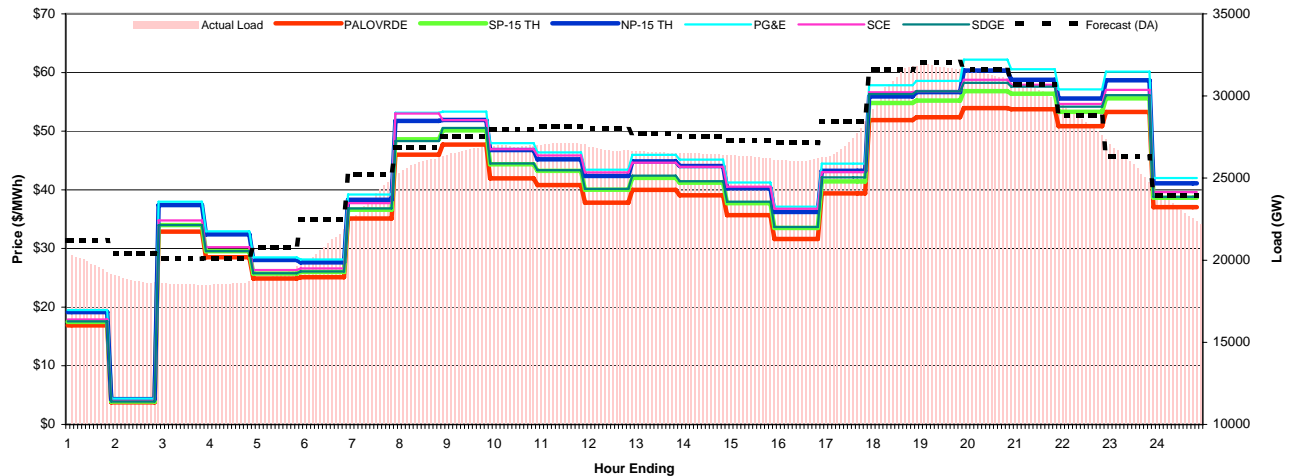
Day-Ahead Prices and Cleared Load

	HE1	HE2	HE3	HE4	HE5	HE6	HE7	HE8	HE9	HE10	HE11	HE12	HE13	HE14	HE15	HE16	HE17	HE18	HE19	HE20	HE21	HE22	HE23	HE24
PG&E	37.71	31.10	29.06	31.47	32.73	41.53	45.17	52.55	53.26	55.37	53.60	52.05	51.48	50.10	50.04	51.53	62.98	71.14	66.64	65.27	62.55	57.95	51.75	41.26
SCE	35.38	28.84	26.72	28.90	30.25	38.69	42.55	51.22	51.97	54.07	52.76	51.23	50.41	49.07	49.15	50.36	60.48	69.50	65.88	64.34	61.84	57.06	50.65	39.52
SDGE	34.84	28.47	26.35	28.45	29.84	37.88	41.87	49.66	50.77	53.05	51.75	50.22	49.44	47.94	48.03	49.27	60.57	69.82	66.24	64.38	61.72	57.03	50.13	38.87
NP-15 TH	37.14	30.62	28.57	30.94	32.27	40.90	44.24	51.33	52.02	54.13	52.43	50.95	50.38	49.09	49.03	50.48	61.54	69.30	64.94	63.63	60.98	56.58	50.21	40.51
SP-15 TH	34.59	28.19	26.10	28.23	29.55	37.72	41.53	49.26	50.20	52.40	50.99	49.37	48.51	47.08	47.18	48.32	59.05	67.84	64.23	62.67	60.27	55.69	49.39	38.58
PALOVORDE	33.57	27.41	25.41	27.45	28.74	36.53	39.95	47.02	47.84	49.78	48.41	46.96	46.26	44.93	45.00	46.09	56.61	64.87	61.39	59.92	57.61	53.36	47.53	37.22
Forecast	21.2	20.4	20.1	20.1	20.8	22.5	25.2	26.9	27.5	28.0	28.2	28.0	27.7	27.5	27.3	27.1	28.4	31.6	32.1	31.6	30.7	28.8	26.3	23.9



Preliminary Real-Time Prices with Forecasted and Actual System Load

	HE1	HE2	HE3	HE4	HE5	HE6	HE7	HE8	HE9	HE10	HE11	HE12	HE13	HE14	HE15	HE16	HE17	HE18	HE19	HE20	HE21	HE22	HE23	HE24
Palovrde	16.87	3.77	32.86	28.52	24.87	25.11	35.12	45.99	47.71	41.97	40.82	37.81	39.99	39.06	35.67	31.61	39.40	51.89	52.38	53.93	53.74	50.85	53.28	37.05
sp15	17.49	3.91	33.99	29.56	25.74	26.00	36.61	48.62	50.14	44.36	43.23	40.01	42.03	41.23	37.73	33.49	41.43	54.82	55.21	56.82	56.39	53.30	55.60	38.66
np15	19.16	4.31	37.39	32.40	28.04	27.63	38.30	51.76	51.92	46.77	45.21	42.36	44.84	44.06	40.25	36.24	43.23	55.91	56.66	60.35	58.76	55.57	58.68	41.10
pgae	19.51	4.40	37.99	32.92	28.49	28.12	39.20	53.15	53.34	47.95	46.37	43.42	45.98	45.16	41.26	37.13	44.48	57.84	58.58	62.19	60.56	57.13	60.14	42.00
sce	17.88	4.00	34.77	30.23	26.32	26.60	37.73	53.00	51.88	46.91	45.86	42.97	44.64	43.92	40.53	36.77	43.03	56.62	56.79	58.75	57.91	54.65	57.04	39.61
sdge	17.57	3.91	33.99	29.54	25.77	26.09	36.82	48.32	50.56	44.49	43.35	40.15	42.42	41.47	37.97	33.68	42.12	56.34	56.80	58.24	57.59	54.18	56.14	38.79
Forecast-Load	1.5	1.7	1.5	1.5	1.5	1.3	1.1	0.9	0.8	1.0	1.1	1.3	1.1	1.0	1.0	1.0	0.9	0.5	0.3	0.4	0.5	0.5	0.7	0.9
Load	19.72	18.74	18.55	18.62	19.30	21.15	24.13	26.02	26.75	26.97	27.09	26.71	26.57	26.46	26.27	26.12	27.50	31.14	31.74	31.24	30.24	28.28	25.62	23.02



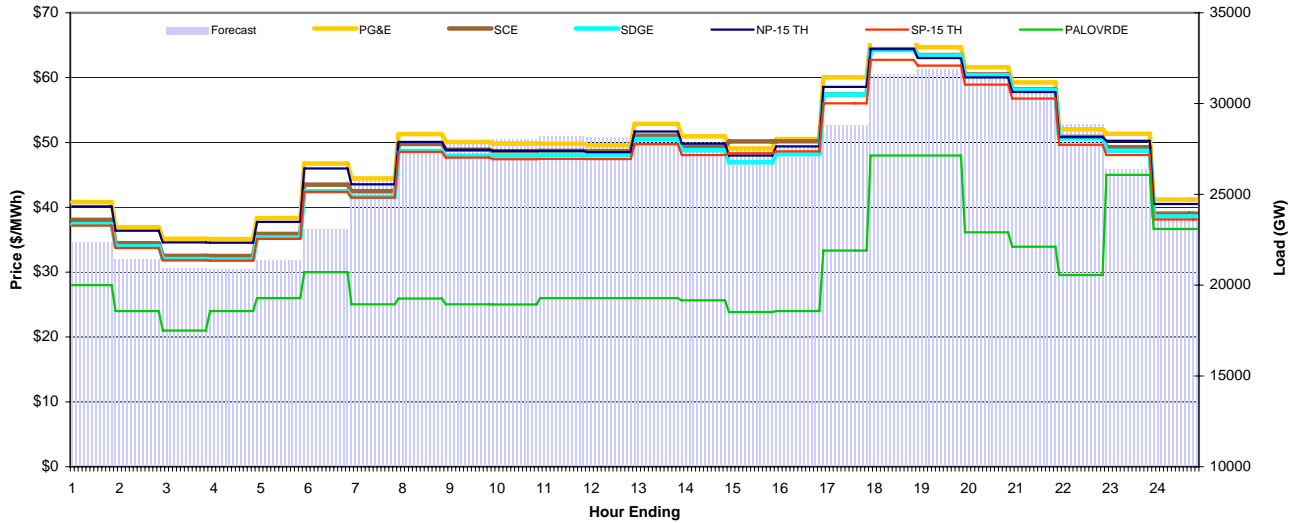
CAISO Daily Report

Tuesday December 15, 2009

Price Color Codes: <=0 >=100 >=200

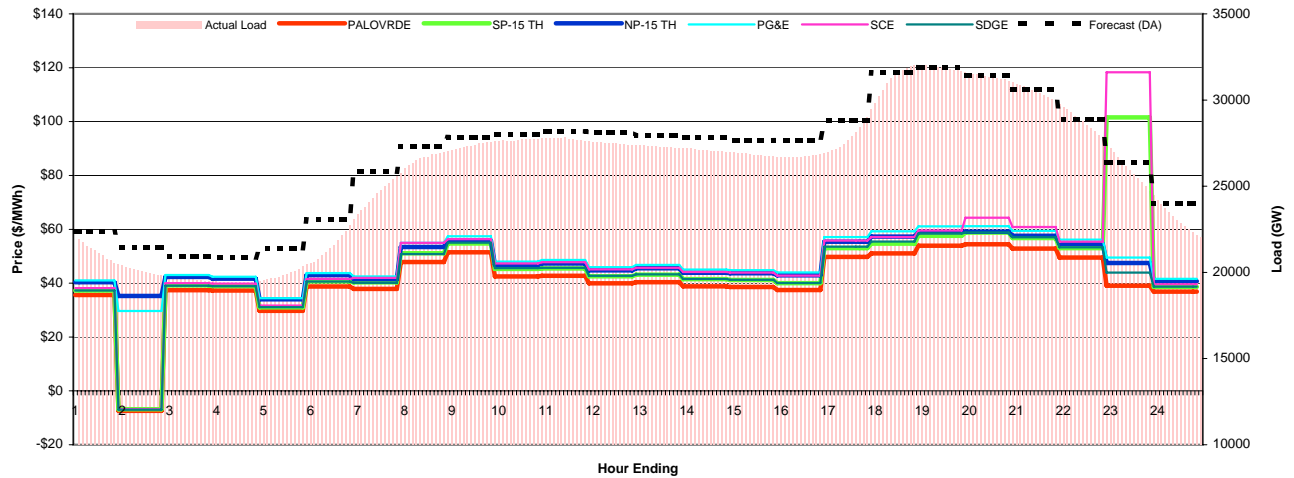
Day-Ahead Prices and Cleared Load

	HE1	HE2	HE3	HE4	HE5	HE6	HE7	HE8	HE9	HE10	HE11	HE12	HE13	HE14	HE15	HE16	HE17	HE18	HE19	HE20	HE21	HE22	HE23	HE24
PG&E	40.80	36.95	35.17	35.12	38.34	46.76	44.47	51.30	50.09	49.83	49.60	52.86	50.95	49.08	50.52	60.05	66.13	64.70	61.62	59.27	52.04	51.34	41.21	
SCE	38.08	34.48	32.53	32.49	35.91	43.50	42.50	49.76	48.88	48.66	48.71	48.66	51.05	49.30	50.15	50.18	57.43	64.40	63.49	60.50	58.17	50.85	49.28	39.04
SDGE	37.41	33.99	32.02	31.96	35.37	42.49	41.60	48.71	47.94	48.00	48.09	48.09	50.53	48.81	46.97	48.22	57.39	64.26	63.42	60.34	58.07	50.64	48.74	38.58
NP-15 TH	40.15	36.38	34.60	34.54	37.74	45.99	43.54	50.08	48.88	48.70	48.71	48.52	51.69	49.82	47.98	49.39	58.58	64.40	63.01	60.04	57.79	50.82	50.25	40.51
SP-15 TH	37.19	33.73	31.82	31.79	35.14	42.39	41.50	48.55	47.68	47.43	47.47	47.44	49.74	48.06	48.34	48.63	56.03	62.76	61.85	58.92	56.77	49.65	48.06	38.13
PALOVPRDE	28.00	24.00	21.00	24.00	26.00	30.00	25.05	25.94	25.05	25.01	26.00	26.00	26.00	25.65	23.87	24.00	33.33	48.00	48.00	36.15	33.93	29.55	45.00	36.67
Forecast	22.4	21.4	20.9	20.9	21.4	23.1	25.8	27.3	27.8	28.0	28.2	28.1	27.9	27.9	27.7	28.8	31.6	31.9	31.4	30.6	28.9	26.4	24.0	



Preliminary Real-Time Prices with Forecasted and Actual System Load

	HE1	HE2	HE3	HE4	HE5	HE6	HE7	HE8	HE9	HE10	HE11	HE12	HE13	HE14	HE15	HE16	HE17	HE18	HE19	HE20	HE21	HE22	HE23	HE24
Palovrde	35.60	-7.38	37.41	37.29	29.73	38.73	37.89	47.88	51.46	42.53	42.71	39.94	40.39	38.81	38.61	37.46	49.74	51.05	53.93	54.46	52.84	49.50	39.07	36.85
sp15	37.28	-6.79	39.15	38.96	31.05	40.65	40.29	51.09	54.77	45.30	45.48	42.56	43.13	41.49	41.21	40.01	53.04	54.65	57.57	58.81	56.78	53.04	101.56	38.62
np15	40.35	35.26	42.34	41.70	34.00	42.97	41.49	53.46	55.84	46.84	47.34	44.76	45.52	43.86	43.67	42.93	55.39	57.28	58.95	59.15	57.60	54.57	47.48	40.71
pgae	41.02	29.68	43.01	42.39	34.40	43.76	42.50	54.95	57.41	48.04	48.60	45.95	46.75	45.03	44.82	44.00	57.14	59.27	61.09	61.17	59.43	56.14	49.53	41.61
sce	38.14	-6.74	40.01	39.80	31.68	41.57	41.96	54.96	56.32	47.32	47.77	45.12	45.71	44.18	43.92	42.80	55.80	57.10	59.53	64.31	60.88	55.37	118.34	39.58
sdge	37.28	-6.98	39.04	38.88	31.08	40.61	40.15	50.84	55.01	45.60	45.73	42.72	43.25	41.54	41.26	40.07	53.53	55.47	58.48	58.82	57.07	53.29	43.91	38.71
Forecast-Load	1.3	1.5	1.4	1.4	1.4	1.2	1.0	0.6	0.4	0.3	0.5	0.7	0.7	0.8	0.9	0.9	0.7	0.1	0.1	0.2	0.3	0.5	0.8	1.2
Load	21.06	19.99	19.57	19.44	19.99	21.83	24.84	26.72	27.40	27.68	27.70	27.44	27.26	27.05	26.79	26.77	28.15	31.46	31.79	31.26	30.29	28.40	25.57	22.81



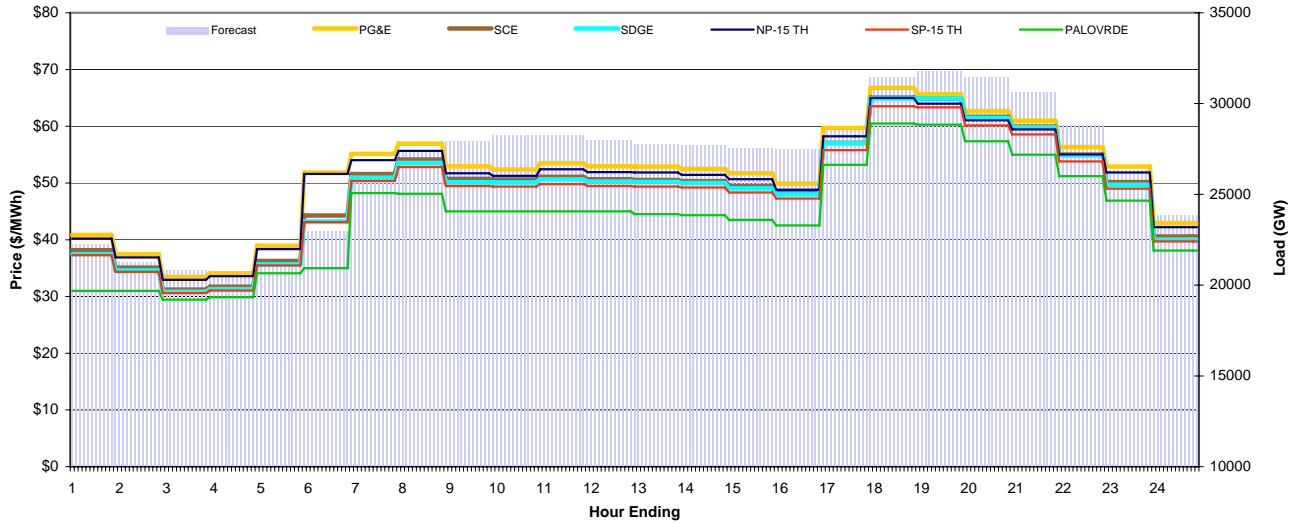
CAISO Daily Report

Wednesday December 16, 2009

Price Color Codes: <=0 >=100 >=200

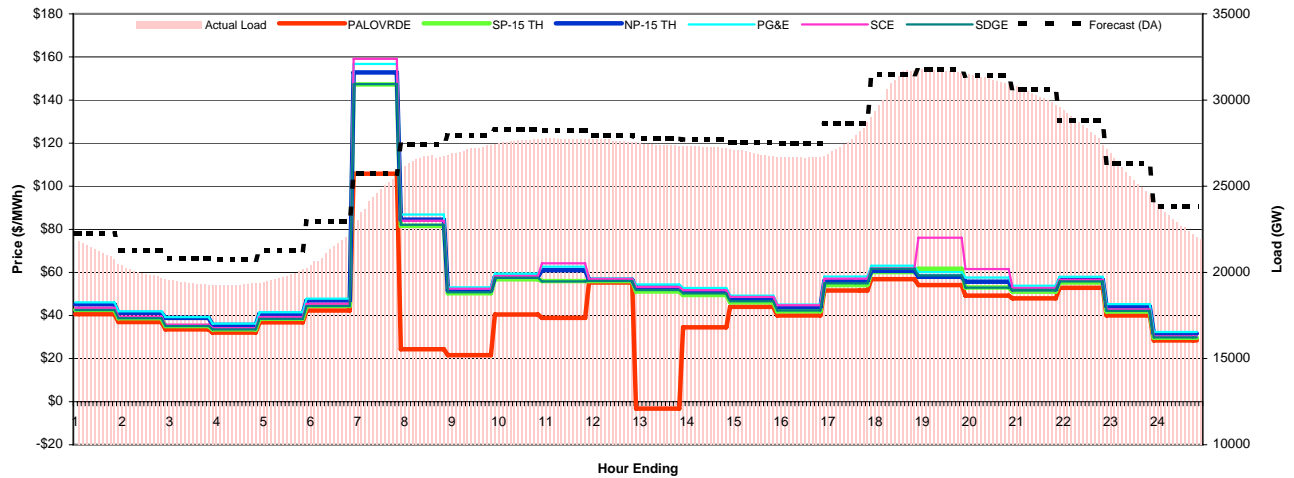
Day-Ahead Prices and Cleared Load

	HE1	HE2	HE3	HE4	HE5	HE6	HE7	HE8	HE9	HE10	HE11	HE12	HE13	HE14	HE15	HE16	HE17	HE18	HE19	HE20	HE21	HE22	HE23	HE24
PG&E	40.86	37.45	33.43	34.09	38.95	51.83	55.13	56.94	52.94	52.39	53.50	52.95	52.90	52.47	51.72	49.90	59.70	66.77	65.69	62.69	60.99	56.34	52.89	42.95
SCE	38.16	35.07	31.23	31.71	36.27	44.26	51.57	54.14	50.73	50.62	51.10	50.67	50.53	50.35	49.44	48.35	57.08	65.05	64.85	61.66	59.96	55.00	50.16	40.57
SDGE	37.47	34.61	30.84	31.29	35.67	43.24	50.97	53.56	50.14	50.10	50.65	50.26	50.18	50.00	49.07	48.00	57.04	64.92	64.90	61.48	59.80	54.91	49.69	40.03
NP-15 TH	40.22	36.88	32.93	33.58	38.36	51.61	54.03	55.66	51.72	51.27	52.43	51.92	51.86	51.44	50.67	48.80	58.22	65.00	63.97	61.04	59.45	55.03	51.85	42.21
SP-15 TH	37.28	34.34	30.59	31.05	35.47	43.13	50.37	52.82	49.48	49.37	49.83	49.50	49.37	49.20	48.32	47.26	55.79	63.52	63.32	60.15	58.57	53.81	49.00	39.71
PALOVDRDE	31.00	31.00	29.44	29.87	34.08	35.00	48.21	48.10	45.00	45.00	45.00	45.00	44.53	44.34	43.52	42.51	53.21	60.49	60.30	57.34	55.00	51.20	46.89	38.11
Forecast	22.2	21.3	20.8	20.7	21.3	22.9	25.7	27.4	27.9	28.3	28.3	28.0	27.8	27.7	27.5	27.5	28.7	31.5	31.8	31.4	30.6	28.8	26.3	23.8



Preliminary Real-Time Prices with Forecasted and Actual System Load

	HE1	HE2	HE3	HE4	HE5	HE6	HE7	HE8	HE9	HE10	HE11	HE12	HE13	HE14	HE15	HE16	HE17	HE18	HE19	HE20	HE21	HE22	HE23	HE24
Palovrde	40.62	36.97	33.55	32.06	36.80	42.30	105.80	24.30	21.62	40.48	38.90	55.33	-3.22	34.49	43.99	40.03	51.56	56.89	54.14	49.21	47.98	52.89	39.98	28.45
sp15	42.64	38.71	35.10	33.51	38.51	44.46	147.27	81.58	50.35	56.80	55.95	55.94	51.17	49.55	46.09	41.97	54.10	60.11	61.69	53.04	51.06	55.27	41.86	29.68
np15	45.24	41.22	38.88	35.64	40.83	46.95	152.81	84.48	51.61	57.96	60.99	56.58	52.89	51.35	47.84	43.84	56.05	60.71	57.96	55.64	52.17	56.58	44.17	31.65
pgae	46.12	41.93	39.30	36.22	41.51	47.84	156.72	86.86	53.11	59.48	62.69	57.00	54.43	52.82	49.20	45.06	58.05	63.07	60.13	57.59	53.83	57.96	45.29	32.33
sce	43.61	39.50	35.79	34.14	39.29	45.42	159.11	83.98	52.39	58.31	64.21	56.88	53.25	51.77	48.60	44.79	57.12	61.82	76.09	61.53	52.77	56.57	42.83	30.25
sdge	42.50	38.71	35.10	33.56	38.46	44.40	147.42	82.12	50.74	57.51	55.79	56.06	51.85	50.23	46.62	42.34	54.95	61.66	58.59	52.92	51.87	55.81	42.19	29.82
Forecast-Load	1.1	1.4	1.4	1.4	1.4	1.3	0.9	0.8	0.7	0.6	0.5	0.3	0.4	0.5	0.7	0.8	0.7	0.3	0.1	0.3	0.5	0.6	1.0	1.1
Load	21.14	19.88	19.36	19.31	19.88	21.64	24.87	26.66	27.21	27.65	27.74	27.61	27.37	27.23	26.86	26.69	27.97	31.17	31.65	31.12	30.10	28.18	25.27	22.67



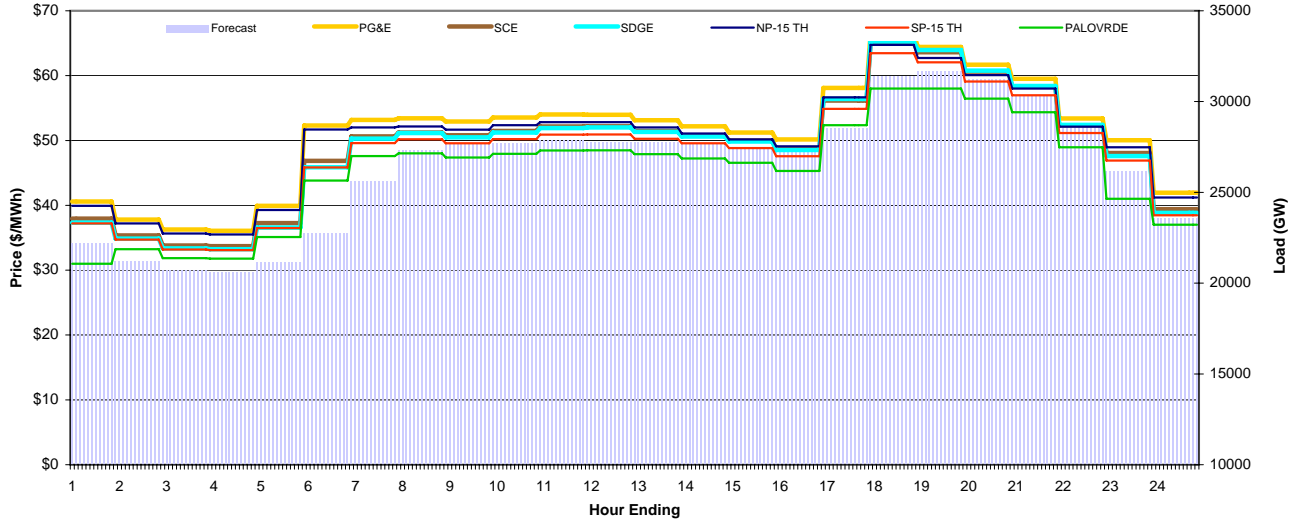
CAISO Daily Report

Thursday December 17, 2009

Price Color Codes: <=0 >=100 >=200

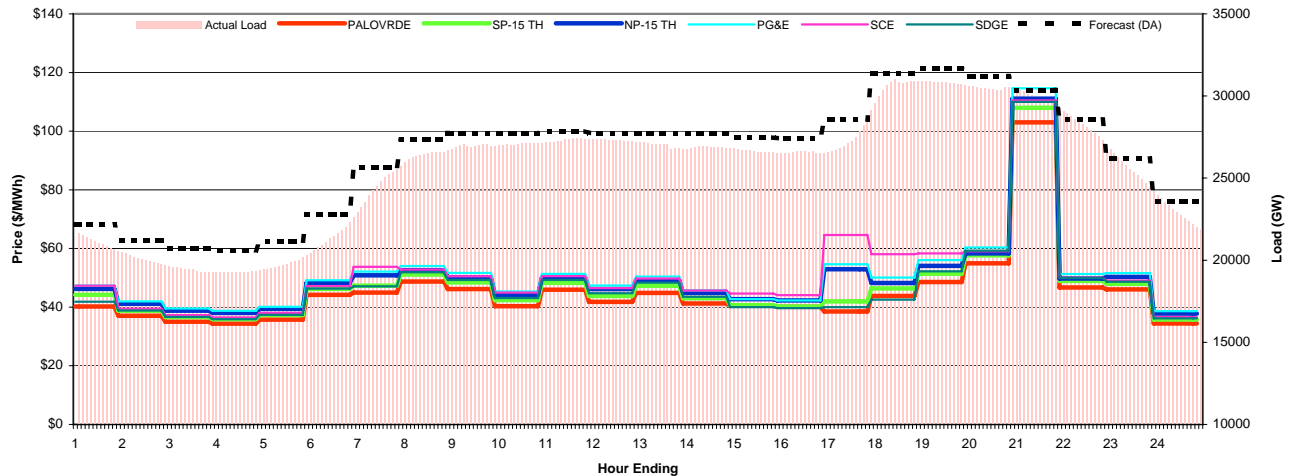
Day-Ahead Prices and Cleared Load

	HE1	HE2	HE3	HE4	HE5	HE6	HE7	HE8	HE9	HE10	HE11	HE12	HE13	HE14	HE15	HE16	HE17	HE18	HE19	HE20	HE21	HE22	HE23	HE24
PG&E	40.58	37.81	36.26	36.08	39.93	52.30	53.16	53.41	52.92	53.54	54.02	53.96	53.13	52.17	51.22	50.16	58.10	66.53	64.41	61.69	59.51	53.39	50.04	41.93
SCE	37.96	35.37	33.81	33.70	37.25	46.84	50.63	51.22	50.79	51.47	52.17	52.18	51.45	50.74	49.98	48.68	56.15	65.04	63.60	60.61	58.34	52.34	48.06	39.40
SDGE	37.34	34.86	33.35	33.25	36.57	45.87	50.28	51.16	50.49	51.22	51.92	52.01	51.31	50.61	49.84	48.54	56.40	65.27	63.96	60.78	58.41	52.41	47.59	38.85
NP-15 TH	39.93	37.20	35.64	35.51	39.29	51.69	52.02	52.17	51.66	52.36	52.84	52.82	52.02	51.07	50.15	49.10	56.65	64.75	62.72	60.07	58.01	52.13	48.95	41.20
SP-15 TH	37.21	34.71	33.20	33.09	36.50	45.84	49.61	50.18	49.56	50.21	50.90	50.93	50.25	49.56	48.82	47.56	54.88	63.47	62.04	59.10	56.96	51.16	46.91	38.47
PALOVDRDE	31.00	33.24	31.85	31.78	35.10	43.82	47.60	48.01	47.39	47.95	48.45	48.49	47.89	47.22	46.56	45.30	52.36	58.00	58.00	56.45	54.35	48.95	41.00	37.00
Forecast	22.2	21.2	20.7	20.6	21.1	22.8	25.6	27.3	27.7	27.7	27.9	27.7	27.7	27.7	27.5	27.4	28.6	31.4	31.7	31.2	30.4	28.6	26.2	23.6



Preliminary Real-Time Prices with Forecasted and Actual System Load

	HE1	HE2	HE3	HE4	HE5	HE6	HE7	HE8	HE9	HE10	HE11	HE12	HE13	HE14	HE15	HE16	HE17	HE18	HE19	HE20	HE21	HE22	HE23	HE24
Palovrde	40.20	37.06	35.04	34.35	35.72	44.20	44.97	48.74	46.14	40.34	45.93	41.78	44.85	41.23	40.46	40.12	38.54	43.82	48.53	54.96	103.00	46.69	46.04	34.42
sp15	44.22	38.77	36.63	35.88	37.33	46.23	47.30	48.44	42.37	48.27	43.80	47.30	43.03	40.62	40.23	41.93	46.36	51.40	57.65	107.97	48.95	47.94	35.81	
np15	46.22	41.16	38.81	38.02	39.41	48.22	50.84	52.58	50.20	44.21	50.03	46.17	49.17	44.87	42.73	42.29	52.93	48.25	54.05	58.33	111.11	49.76	50.31	37.81
pgae	47.36	41.98	39.53	38.71	40.11	49.17	52.11	54.04	51.69	45.36	51.33	47.34	50.43	45.74	42.73	42.29	54.63	50.07	56.02	60.34	114.65	51.26	51.60	38.64
sce	47.32	39.46	37.28	36.52	38.04	47.12	53.73	52.81	50.52	44.97	50.58	46.48	49.78	45.66	44.61	44.06	64.59	58.03	58.34	59.01	110.47	50.02	49.07	36.59
sdge	41.86	38.86	36.68	35.92	37.36	46.33	47.10	51.91	49.24	43.10	49.25	44.76	48.31	43.53	40.02	39.65	40.02	42.53	52.19	59.26	109.97	49.95	48.67	36.15
Forecast-Load	1.1	1.2	1.3	1.3	1.3	1.1	0.9	0.8	0.7	0.6	0.5	0.4	0.8	0.8	0.8	0.8	0.9	0.6	0.9	0.7	0.6	0.6	0.9	0.9
Load	21.04	19.98	19.40	19.30	19.88	21.64	24.77	26.49	26.99	27.10	27.34	27.30	26.97	26.87	26.63	26.58	27.70	30.75	30.79	30.47	29.78	27.96	25.27	22.69



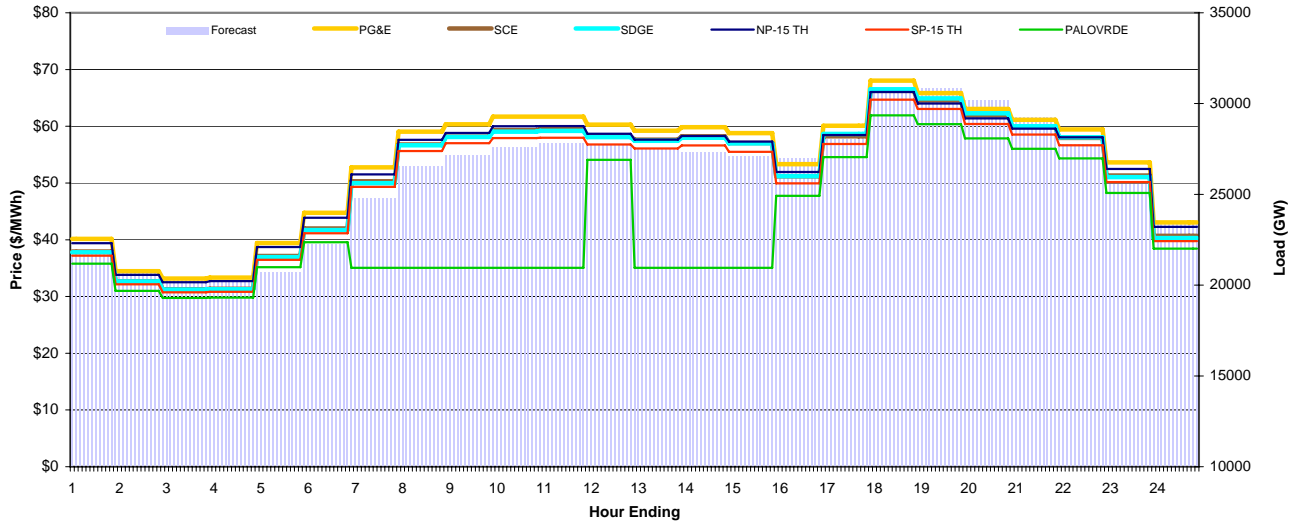
CAISO Daily Report

Friday December 18, 2009

Price Color Codes: <=0 >=100 >=200

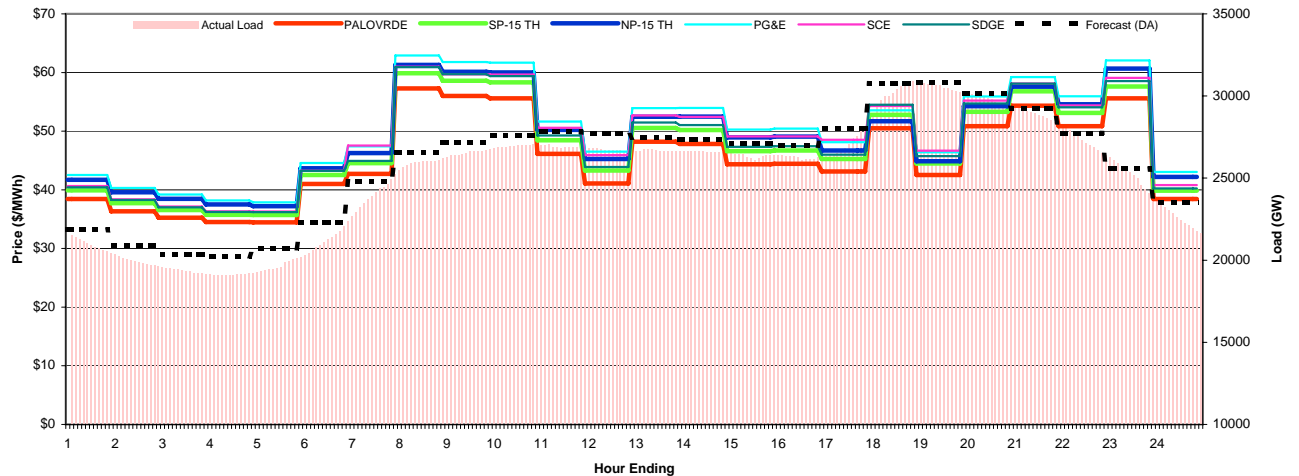
Day-Ahead Prices and Cleared Load

	HE1	HE2	HE3	HE4	HE5	HE6	HE7	HE8	HE9	HE10	HE11	HE12	HE13	HE14	HE15	HE16	HE17	HE18	HE19	HE20	HE21	HE22	HE23	HE24
PG&E	40.14	34.45	33.15	33.34	39.42	44.76	52.75	59.05	60.34	61.69	61.70	60.29	59.22	59.84	58.79	53.34	60.10	68.05	65.83	63.05	61.13	59.46	53.64	43.05
SCE	37.92	32.70	31.29	31.37	37.13	41.98	50.30	56.79	58.19	59.33	59.52	58.23	57.65	58.24	57.04	51.17	58.23	66.25	64.55	61.88	59.87	57.94	51.32	40.69
SDGE	37.78	32.65	31.22	31.28	36.95	41.72	49.97	56.66	58.12	59.05	59.18	58.08	57.44	57.98	56.98	51.20	58.66	66.53	64.91	62.29	60.00	58.07	51.05	40.31
NP-15 TH	39.40	33.82	32.53	32.72	38.71	43.89	51.53	57.61	58.82	60.00	60.04	58.69	57.64	58.29	57.29	51.93	58.46	66.03	64.01	61.40	59.59	58.06	52.47	42.28
SP-15 TH	37.20	32.14	30.75	30.83	36.45	41.15	49.31	55.64	57.01	57.91	57.99	56.81	56.08	56.62	55.51	49.93	56.87	64.68	63.04	60.41	58.53	56.66	50.16	39.77
PALOVNRDE	35.80	31.00	29.75	29.81	35.16	39.56	35.05	35.05	35.05	35.05	35.05	54.08	35.05	35.05	35.05	47.73	54.58	61.92	60.37	57.86	56.03	54.35	48.26	38.45
Forecast	21.9	20.9	20.4	20.2	20.7	22.3	24.8	26.5	27.2	27.6	27.8	27.7	27.5	27.3	27.1	27.0	28.0	30.8	30.8	30.2	29.3	27.7	25.6	23.5



Preliminary Real-Time Prices with Forecasted and Actual System Load

	HE1	HE2	HE3	HE4	HE5	HE6	HE7	HE8	HE9	HE10	HE11	HE12	HE13	HE14	HE15	HE16	HE17	HE18	HE19	HE20	HE21	HE22	HE23	HE24
Palovrde	38.44	36.33	35.25	34.51	34.46	41.01	42.73	57.28	56.00	55.61	46.14	41.09	48.22	47.81	44.37	44.45	43.13	50.48	42.52	50.85	54.33	50.84	55.59	38.43
sp15	39.92	37.74	36.65	35.74	35.71	42.53	44.54	59.87	58.59	58.32	48.46	43.28	50.56	50.19	46.61	46.70	45.25	52.77	44.50	53.30	56.79	53.10	57.60	39.87
np15	41.71	39.59	38.48	37.50	37.20	43.68	46.28	61.29	60.13	60.00	50.23	45.26	52.45	52.50	48.95	49.08	46.71	51.70	44.86	54.25	57.58	54.60	60.66	42.21
pgae	42.54	40.31	39.19	38.19	37.86	44.57	47.41	62.92	61.79	61.69	51.65	46.52	53.94	53.97	50.29	50.45	48.12	53.55	46.41	55.92	59.23	55.95	62.07	43.04
sce	40.65	38.37	37.16	36.32	36.30	43.25	47.56	60.99	59.68	59.67	50.57	45.91	52.68	52.43	49.11	49.11	48.54	54.30	46.66	55.23	58.12	54.40	59.08	40.80
sdge	40.42	38.26	37.03	36.22	36.20	43.23	44.92	60.91	59.72	59.40	49.28	43.91	51.48	51.04	47.34	47.45	45.99	54.49	45.75	54.73	58.12	54.08	58.55	40.25
Forecast-Load	1.0	1.0	1.0	1.1	1.0	0.9	0.6	0.5	0.6	0.6	0.9	1.0	0.8	0.7	0.7	0.7	0.7	0.4	0.4	0.4	0.5	0.6	0.6	1.1
Load	20.90	19.88	19.33	19.16	19.77	21.42	24.21	26.01	26.59	26.98	26.89	26.72	26.67	26.60	26.35	26.26	27.35	30.38	30.48	29.73	28.76	27.14	24.95	22.42



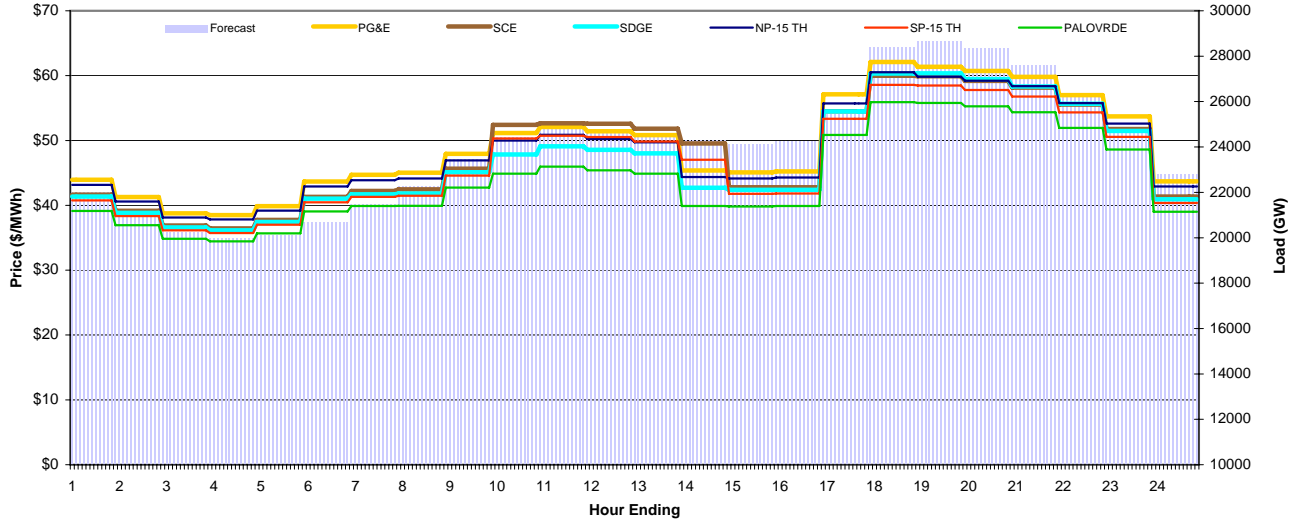
CAISO Daily Report

Saturday December 19, 2009

Price Color Codes: <=0 >=100 >=200

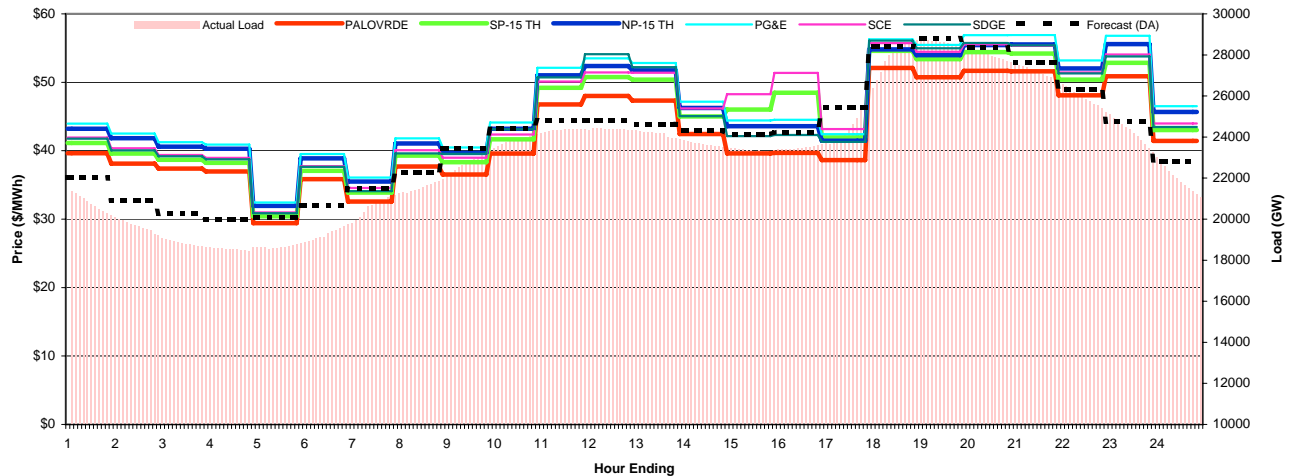
Day-Ahead Prices and Cleared Load

	HE1	HE2	HE3	HE4	HE5	HE6	HE7	HE8	HE9	HE10	HE11	HE12	HE13	HE14	HE15	HE16	HE17	HE18	HE19	HE20	HE21	HE22	HE23	HE24
PG&E	43.95	41.29	38.76	38.48	39.87	43.68	44.70	45.02	47.94	51.16	52.09	51.41	50.84	45.38	45.07	45.23	57.11	62.09	61.36	60.73	59.80	56.99	53.72	43.70
SCE	41.65	39.17	36.88	36.45	37.76	41.32	42.22	42.46	45.64	52.41	52.67	52.58	51.82	49.55	42.80	42.78	54.51	59.97	59.91	59.20	58.16	55.55	51.77	41.35
SDGE	41.35	38.84	36.59	36.14	37.44	41.03	41.71	41.83	45.10	47.84	49.11	48.56	48.01	42.70	42.40	42.40	54.47	60.32	60.35	59.46	58.34	55.67	51.47	40.93
NP-15 TH	43.16	40.58	38.11	37.82	39.19	42.91	43.87	44.14	46.92	50.00	50.88	50.23	49.71	44.37	44.14	44.28	55.72	60.53	59.83	59.21	58.39	55.75	52.60	42.92
SP-15 TH	40.76	38.34	36.15	35.73	37.00	40.46	41.31	41.47	44.58	50.31	50.74	50.54	49.85	47.02	41.77	41.81	53.36	58.56	58.48	57.80	56.78	54.34	50.56	40.37
PALOVPRDE	39.14	36.94	34.83	34.43	35.69	39.06	39.90	39.91	42.74	44.87	45.96	45.39	44.89	39.89	39.83	39.89	50.85	55.91	55.80	55.27	54.36	51.94	48.61	39.01
Forecast	22.0	20.9	20.3	20.0	20.1	20.7	21.5	22.3	23.5	24.4	24.8	24.6	24.3	24.1	24.2	25.4	28.4	28.8	28.4	27.6	26.3	24.7	22.8	



Preliminary Real-Time Prices with Forecasted and Actual System Load

	HE1	HE2	HE3	HE4	HE5	HE6	HE7	HE8	HE9	HE10	HE11	HE12	HE13	HE14	HE15	HE16	HE17	HE18	HE19	HE20	HE21	HE22	HE23	HE24
Palovrde	39.63	38.12	37.39	36.98	29.41	35.85	32.57	37.69	36.53	39.59	46.77	47.99	47.32	42.43	39.60	39.68	38.63	52.10	50.75	51.68	51.60	48.09	50.89	41.43
sp15	41.12	39.58	38.66	38.24	30.42	37.07	33.89	39.28	38.33	41.67	49.21	50.76	50.40	45.02	46.01	48.46	41.94	54.59	53.38	54.41	54.20	50.39	52.85	43.03
np15	43.20	41.84	40.60	40.29	31.94	38.89	35.50	41.05	39.67	43.22	51.02	52.37	51.75	46.25	43.58	43.60	41.45	54.80	53.98	55.43	55.54	52.02	55.58	45.66
pgae	43.97	42.50	41.24	40.90	32.42	39.51	36.09	41.80	40.47	44.12	52.11	53.50	52.83	47.17	44.43	44.51	42.40	56.28	55.46	56.89	56.91	53.20	56.79	46.51
sce	41.93	40.36	39.39	38.95	30.98	37.75	34.56	40.08	38.97	42.36	50.10	51.45	51.39	46.19	48.25	51.36	43.17	55.72	54.47	55.53	55.31	51.44	54.06	43.99
sdge	41.77	40.06	39.19	38.75	30.86	37.65	34.10	39.62	39.54	43.15	50.72	54.10	52.22	45.06	42.13	42.31	41.30	56.09	54.97	55.75	55.40	51.30	53.78	43.48
Forecast-Load	1.3	1.3	1.5	1.4	1.4	1.3	0.7	0.6	0.6	0.5	0.5	0.4	0.5	0.7	0.8	0.7	0.7	0.2	0.2	0.4	0.5	0.5	0.7	1.0
Load	20.72	19.59	18.80	18.56	18.68	19.36	20.74	21.63	22.87	23.92	24.35	24.39	24.11	23.62	23.37	23.52	24.73	28.16	28.58	27.94	27.09	25.80	24.06	21.80



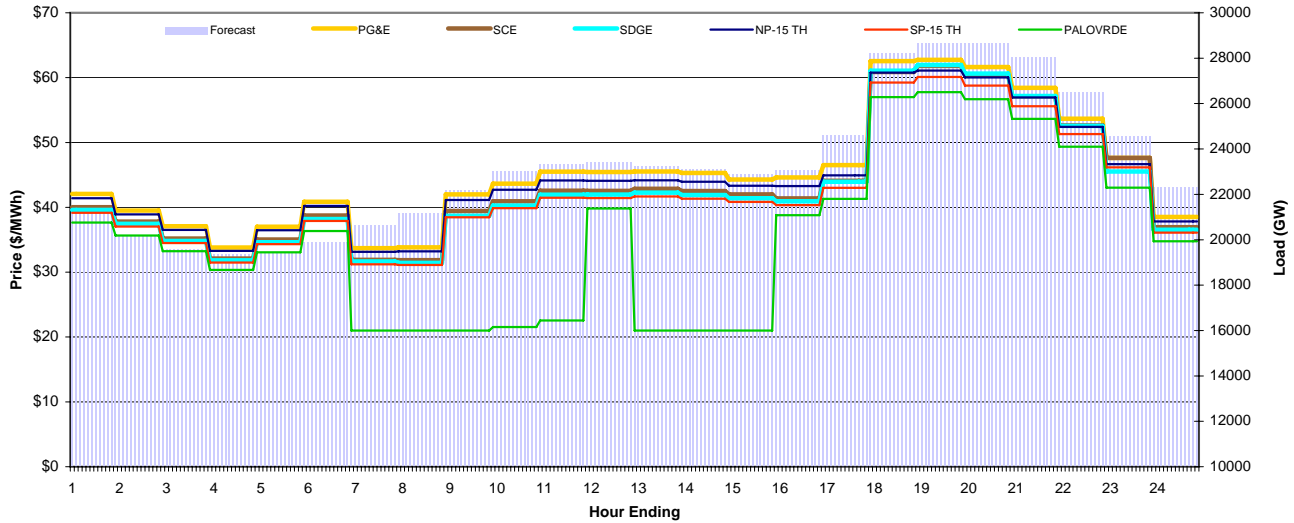
CAISO Daily Report

Sunday December 20, 2009

Price Color Codes: <=0 >=100 >=200

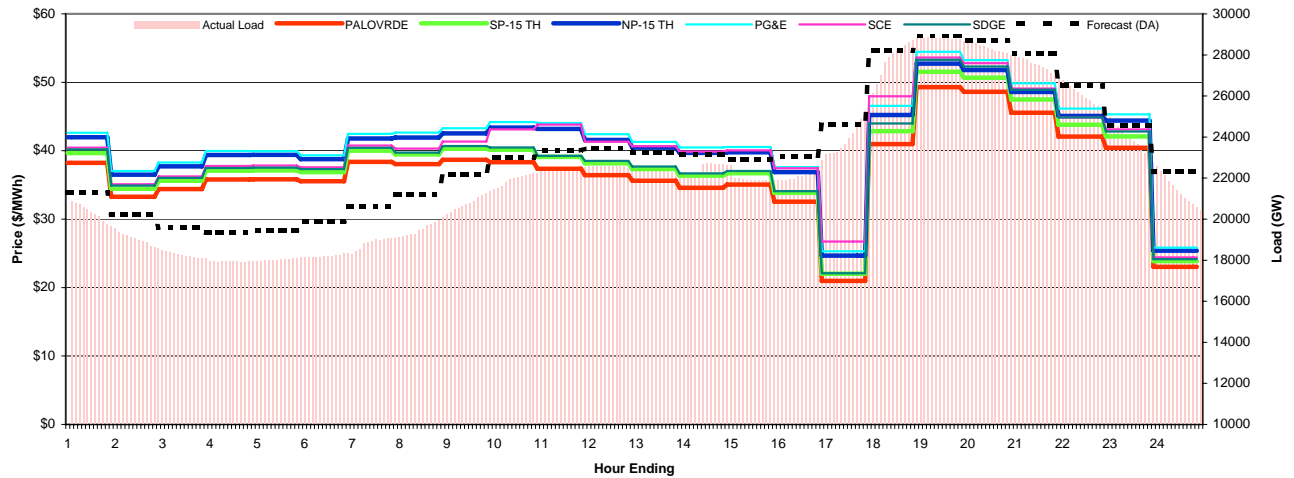
Day-Ahead Prices and Cleared Load

	HE1	HE2	HE3	HE4	HE5	HE6	HE7	HE8	HE9	HE10	HE11	HE12	HE13	HE14	HE15	HE16	HE17	HE18	HE19	HE20	HE21	HE22	HE23	HE24
PG&E	42.08	39.51	37.08	33.80	37.02	40.86	33.70	33.83	42.00	43.64	45.50	45.45	45.52	45.30	44.28	44.61	46.51	62.54	62.75	61.64	58.42	53.67	47.63	38.52
SCE	40.02	37.79	35.19	32.10	35.05	38.74	31.89	31.85	39.43	40.95	42.57	42.54	42.87	42.51	42.00	41.39	44.09	60.88	61.80	60.44	57.11	52.62	47.61	36.93
SDGE	39.61	37.46	34.81	31.82	34.63	38.19	31.65	31.43	38.70	40.26	41.94	41.98	42.26	41.89	41.40	40.92	43.84	61.08	61.96	60.62	57.18	52.55	45.52	36.53
NP-15 TH	41.40	38.90	36.52	33.29	36.46	40.22	33.13	33.22	41.12	42.72	44.14	44.09	44.16	43.95	43.33	43.27	44.93	60.76	61.09	60.03	56.94	52.40	46.66	37.82
SP-15 TH	39.15	37.05	34.49	31.49	34.32	37.91	31.21	31.12	38.46	39.88	41.47	41.44	41.68	41.33	40.83	40.33	43.01	59.23	60.10	58.78	55.59	51.31	46.16	36.10
PALOVNRDE	37.66	35.66	33.23	30.35	33.06	36.36	21.00	21.00	21.00	21.55	22.55	39.81	21.00	21.00	21.00	38.79	41.30	57.00	57.76	56.68	53.64	49.34	43.03	34.78
Forecast	21.3	20.2	19.6	19.4	19.4	19.9	20.6	21.2	22.2	23.0	23.3	23.4	23.3	23.1	22.9	23.1	24.6	28.2	29.0	28.7	28.0	26.5	24.6	22.3



Preliminary Real-Time Prices with Forecasted and Actual System Load

	HE1	HE2	HE3	HE4	HE5	HE6	HE7	HE8	HE9	HE10	HE11	HE12	HE13	HE14	HE15	HE16	HE17	HE18	HE19	HE20	HE21	HE22	HE23	HE24
Palovrde	38.24	33.29	34.40	35.80	35.83	35.55	38.36	38.04	38.67	38.33	37.36	36.42	35.60	34.57	35.06	32.55	20.97	40.96	49.29	48.62	45.55	42.06	40.44	23.02
sp15	39.67	34.45	35.60	37.08	37.13	36.89	40.02	39.46	40.28	40.16	39.10	38.17	37.32	36.36	36.70	33.86	22.04	42.86	51.54	50.66	47.49	43.81	42.09	23.87
np15	41.96	36.50	37.73	39.37	39.39	38.78	41.78	41.93	42.53	43.37	43.18	41.57	40.46	39.68	39.76	36.87	24.66	45.22	52.72	51.79	48.58	45.09	44.41	25.39
pgae	42.63	37.04	38.27	39.96	39.93	39.33	42.46	42.66	43.29	44.18	44.05	42.42	41.30	40.47	40.54	37.60	25.30	46.55	54.46	53.25	49.86	46.17	45.30	25.83
sce	40.46	35.10	36.25	37.76	37.84	37.57	40.75	40.31	41.33	43.12	43.83	41.32	40.66	39.87	40.05	37.43	26.72	47.95	53.61	52.79	49.09	44.87	43.11	24.40
sdge	40.20	34.91	36.04	37.48	37.54	37.32	40.43	39.74	40.69	40.48	39.26	38.51	37.69	36.70	37.03	34.09	22.09	43.98	53.29	52.32	48.91	44.88	42.82	24.14
Forecast-Load	1.0	1.3	1.4	1.4	1.4	1.6	1.7	1.6	1.3	1.0	0.9	0.9	0.9	0.6	1.0	0.8	0.3	0.1	0.2	0.4	0.7	0.7	0.9	1.1
Load	20.27	18.93	18.21	17.95	18.05	18.23	18.91	19.63	20.89	22.02	22.49	22.57	22.35	22.53	21.93	22.23	24.28	28.11	28.78	28.28	27.39	25.83	23.69	21.22



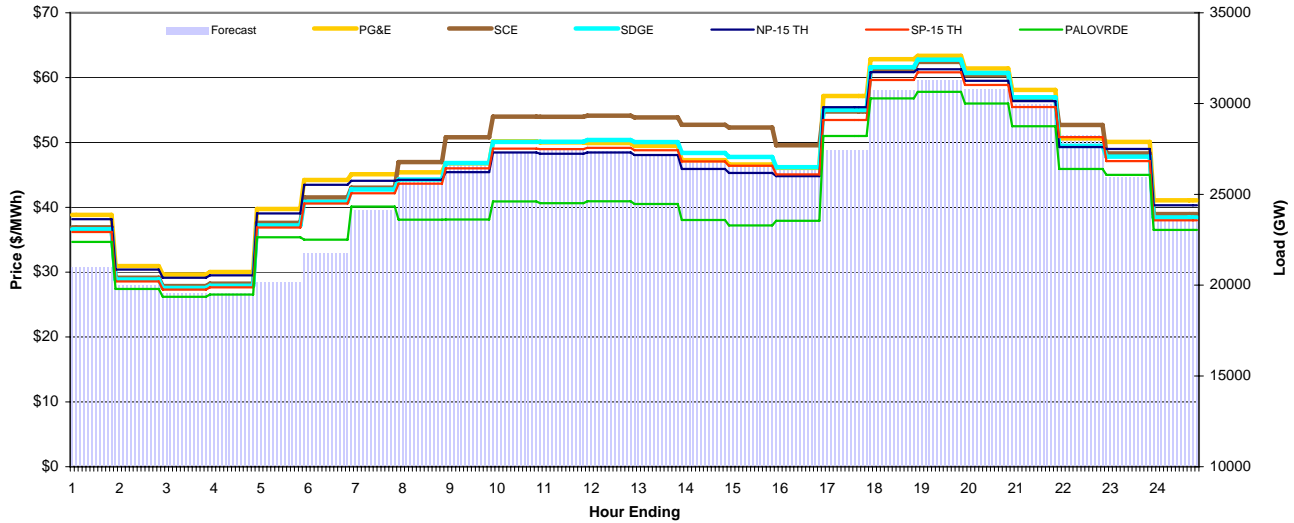
CAISO Daily Report

Monday December 21, 2009

Price Color Codes: <=0 >=100 >=200

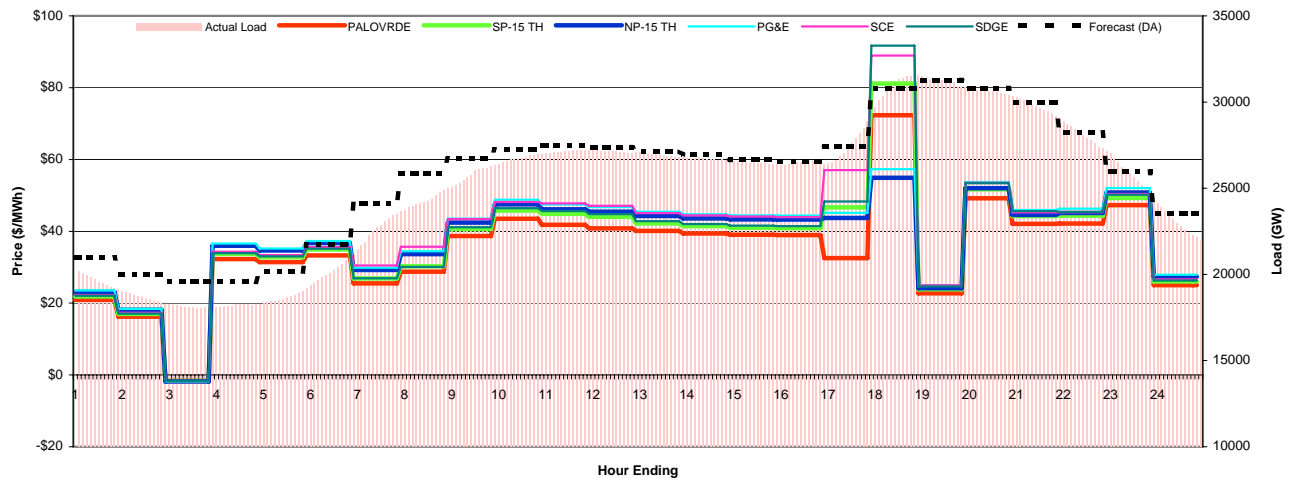
Day-Ahead Prices and Cleared Load

	HE1	HE2	HE3	HE4	HE5	HE6	HE7	HE8	HE9	HE10	HE11	HE12	HE13	HE14	HE15	HE16	HE17	HE18	HE19	HE20	HE21	HE22	HE23	HE24
PG&E	38.83	30.93	29.64	30.02	39.74	44.21	45.12	45.41	46.78	50.18	50.01	49.92	49.48	47.27	46.61	46.09	57.17	62.86	63.36	61.41	58.10	50.63	50.08	41.07
SCE	36.91	29.15	27.86	28.22	37.61	41.52	43.02	46.98	50.80	53.99	53.97	54.13	53.86	52.72	52.30	49.57	54.78	61.08	62.43	60.40	56.86	52.71	48.31	38.96
SDGE	36.62	28.87	27.56	27.90	37.21	40.85	42.77	44.29	46.84	50.09	50.10	50.39	50.06	48.37	47.77	46.19	55.03	61.60	62.76	60.71	56.98	49.47	47.81	38.43
NP-15 TH	38.17	30.41	29.14	29.51	39.07	43.47	44.09	44.23	45.42	48.46	48.27	48.47	48.06	45.91	45.30	44.81	55.45	60.85	61.29	59.50	56.38	49.29	48.99	40.32
SP-15 TH	36.20	28.58	27.31	27.66	36.88	40.58	42.16	43.64	46.02	49.06	48.98	49.19	48.80	47.09	46.42	45.08	53.47	59.64	60.83	58.88	55.48	50.82	47.13	38.01
PALOVDRDE	34.67	27.41	26.21	26.55	35.38	35.00	40.12	38.10	38.12	40.92	40.63	40.92	40.52	38.05	37.20	37.93	51.00	56.79	57.80	56.00	52.50	45.93	45.00	36.51
Forecast	21.0	20.0	19.6	19.6	20.2	21.7	24.1	25.9	26.7	27.2	27.5	27.4	27.1	26.9	26.6	26.5	27.4	30.8	31.3	30.8	30.0	28.2	26.0	23.5



Preliminary Real-Time Prices with Forecasted and Actual System Load

	HE1	HE2	HE3	HE4	HE5	HE6	HE7	HE8	HE9	HE10	HE11	HE12	HE13	HE14	HE15	HE16	HE17	HE18	HE19	HE20	HE21	HE22	HE23	HE24
Palovrde	20.92	16.22	-1.64	32.26	31.42	33.30	25.48	28.74	38.67	43.49	41.81	40.83	40.10	39.42	39.05	38.95	32.54	72.33	22.73	49.22	42.06	42.17	47.30	25.02
sp15	21.84	16.98	-1.71	33.69	32.81	34.92	26.89	30.28	40.64	45.79	44.87	44.04	42.23	41.44	41.01	40.86	46.67	81.16	23.84	51.69	44.27	44.33	49.27	26.01
np15	23.13	18.12	-1.83	35.99	34.69	36.73	29.24	33.65	42.44	47.50	46.12	45.46	44.24	43.57	43.30	43.29	43.74	54.92	24.18	52.02	44.57	45.08	50.81	27.37
pgae	23.53	18.43	-1.86	36.59	35.23	37.32	29.84	34.44	43.54	48.78	47.45	46.73	45.44	44.73	44.44	44.40	45.15	57.31	24.99	53.73	45.95	46.32	52.03	27.91
sce	22.24	17.28	-1.74	34.31	33.40	35.60	30.49	35.68	43.43	48.19	47.77	47.12	45.07	44.42	44.12	43.94	57.04	88.97	24.95	53.53	45.27	45.33	50.42	26.59
sdge	22.06	17.08	-1.71	33.90	33.04	35.17	26.90	30.09	41.12	46.44	45.61	44.81	42.84	42.02	41.58	41.47	48.29	91.73	24.67	53.38	45.62	45.37	50.18	26.29
Forecast-Load	1.4	1.4	1.5	1.3	1.4	1.4	1.3	1.4	0.9	0.5	0.3	0.3	0.3	0.3	0.2	0.0	-0.4	-0.4	0.2	0.3	0.4	0.4	0.5	0.8
Load	19.56	18.57	18.11	18.21	18.75	20.38	22.88	24.43	25.88	26.78	27.14	27.10	26.88	26.67	26.44	26.48	27.87	31.14	31.11	30.53	29.56	27.84	25.49	22.77



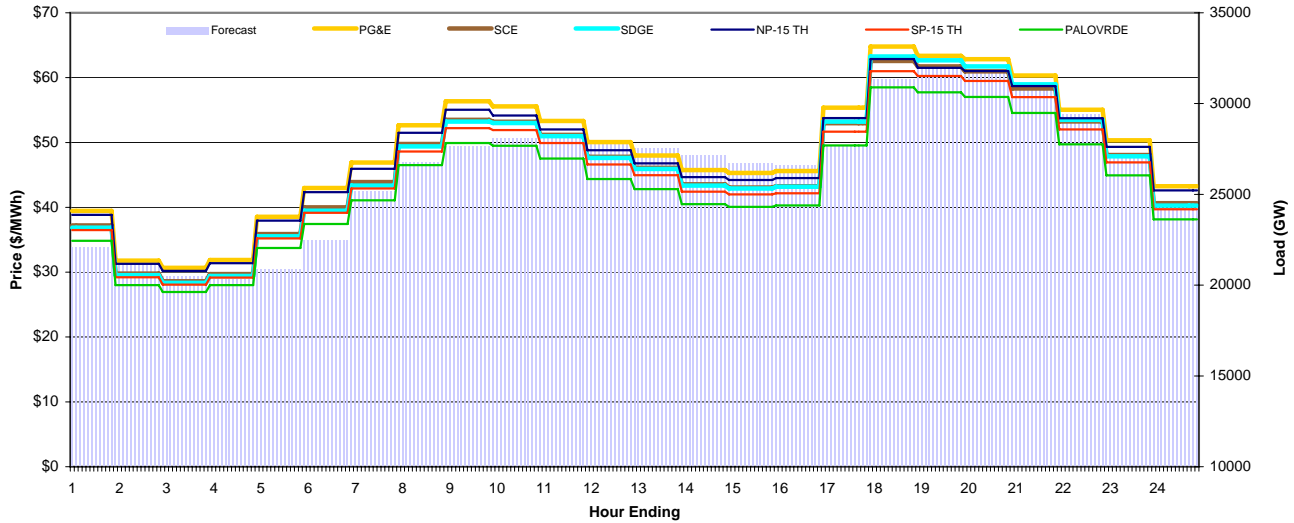
CAISO Daily Report

Tuesday December 22, 2009

Price Color Codes: <=0 >=100 >=200

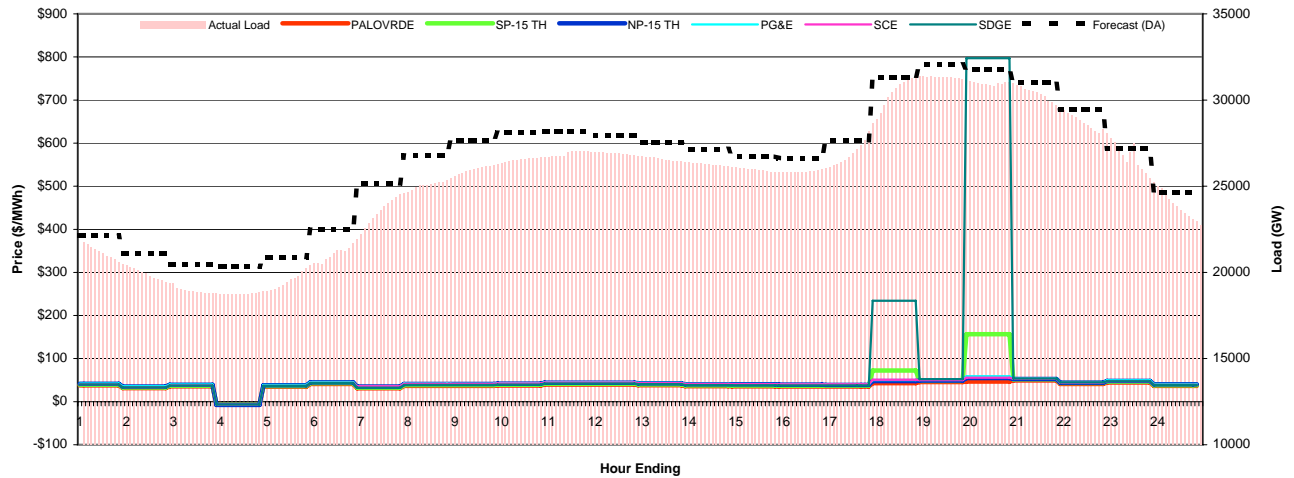
Day-Ahead Prices and Cleared Load

	HE1	HE2	HE3	HE4	HE5	HE6	HE7	HE8	HE9	HE10	HE11	HE12	HE13	HE14	HE15	HE16	HE17	HE18	HE19	HE20	HE21	HE22	HE23	HE24
PG&E	39.44	31.77	30.67	31.88	38.53	42.98	46.89	52.66	56.36	55.56	53.32	50.05	47.98	45.75	45.30	45.60	55.36	64.80	63.36	62.85	60.32	55.04	50.33	43.26
SCE	37.20	29.78	28.61	29.71	35.87	40.00	43.90	49.76	53.49	53.20	51.17	47.80	46.09	43.54	43.05	43.25	52.96	62.58	61.72	60.97	58.33	53.24	48.06	40.65
SDGE	36.86	29.54	28.34	29.41	35.52	39.49	43.36	49.39	53.23	53.01	50.99	47.61	45.92	43.34	42.92	43.18	53.23	63.26	62.66	61.72	58.96	53.49	47.86	40.27
NP-15 TH	38.83	31.28	30.21	31.39	37.96	42.34	45.95	51.50	55.05	54.17	52.00	48.82	46.79	44.66	44.22	44.50	53.77	62.87	61.50	61.02	58.69	53.74	49.33	42.61
SP-15 TH	36.48	29.22	28.08	29.16	35.20	39.15	42.92	48.62	52.22	51.92	49.91	46.60	44.95	42.42	41.99	42.17	51.68	60.99	60.25	59.49	56.99	52.02	46.94	39.71
PALOVORDE	34.84	28.00	26.96	28.00	33.72	37.42	41.07	46.52	49.92	49.49	47.52	44.37	42.80	40.48	40.08	40.30	49.54	58.50	57.74	57.02	54.55	49.73	44.93	38.15
Forecast	22.1	21.1	20.5	20.4	20.9	22.5	25.2	26.8	27.7	28.1	28.2	27.9	27.5	27.2	26.7	26.6	27.7	31.3	32.1	31.8	31.0	29.4	27.2	24.6



Preliminary Real-Time Prices with Forecasted and Actual System Load

	HE1	HE2	HE3	HE4	HE5	HE6	HE7	HE8	HE9	HE10	HE11	HE12	HE13	HE14	HE15	HE16	HE17	HE18	HE19	HE20	HE21	HE22	HE23	HE24
Palovrde	37.78	31.61	35.46	-6.59	34.66	41.00	30.94	36.75	36.48	37.30	39.51	39.48	38.21	35.91	35.67	35.24	35.16	42.90	45.60	46.73	49.46	41.23	44.39	36.67
sp15	39.41	33.09	36.99	-6.88	36.13	42.86	32.55	38.63	38.40	39.18	41.50	41.50	40.16	37.80	37.51	37.07	36.97	72.18	48.20	156.55	51.82	43.17	46.29	38.27
np15	41.64	35.25	39.42	-7.36	38.09	44.73	35.21	41.26	40.97	41.85	44.03	44.15	42.51	40.46	40.19	39.66	38.74	47.69	48.87	54.92	52.63	43.92	48.32	40.19
pgae	42.40	35.83	40.07	-7.48	38.70	45.47	35.93	42.19	41.93	42.88	45.12	45.24	43.59	41.47	41.18	40.63	39.87	49.91	50.46	58.78	54.19	45.14	49.51	41.02
sce	40.19	33.72	37.69	-7.01	36.80	43.78	36.04	41.58	41.36	42.09	44.35	44.41	43.06	40.94	40.64	40.22	40.22	50.71	50.05	55.46	52.92	44.08	47.43	39.10
sdge	39.95	33.42	37.30	-6.92	36.49	43.43	32.56	38.86	38.80	39.80	42.15	42.14	40.84	38.44	38.17	37.75	37.79	234.02	52.16	797.13	53.69	44.64	47.49	38.90
Forecast-Load	1.1	1.3	1.6	1.6	1.2	1.2	1.4	1.6	1.6	1.5	1.3	1.1	1.0	0.9	0.8	0.7	0.4	0.6	0.8	0.8	0.9	0.9	0.9	1.0
Load	21.04	19.78	18.86	18.78	19.67	21.23	23.80	25.16	26.04	26.57	26.91	26.86	26.52	26.22	25.91	25.88	27.24	30.72	31.27	30.93	30.16	28.50	26.34	23.60



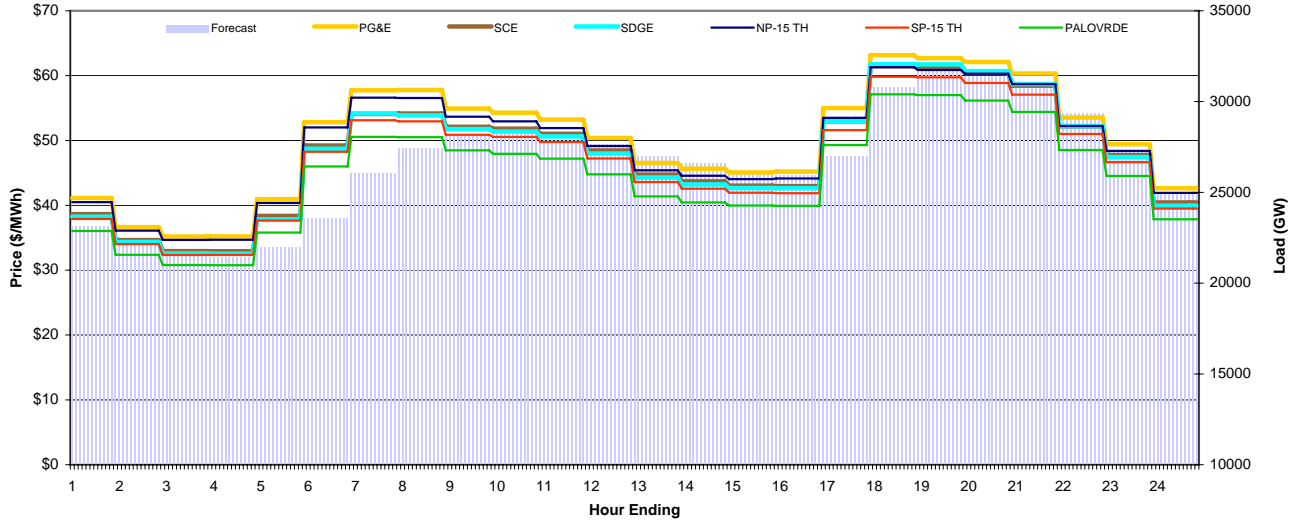
CAISO Daily Report

Wednesday December 23, 2009

Price Color Codes: <=0 >=100 >=200

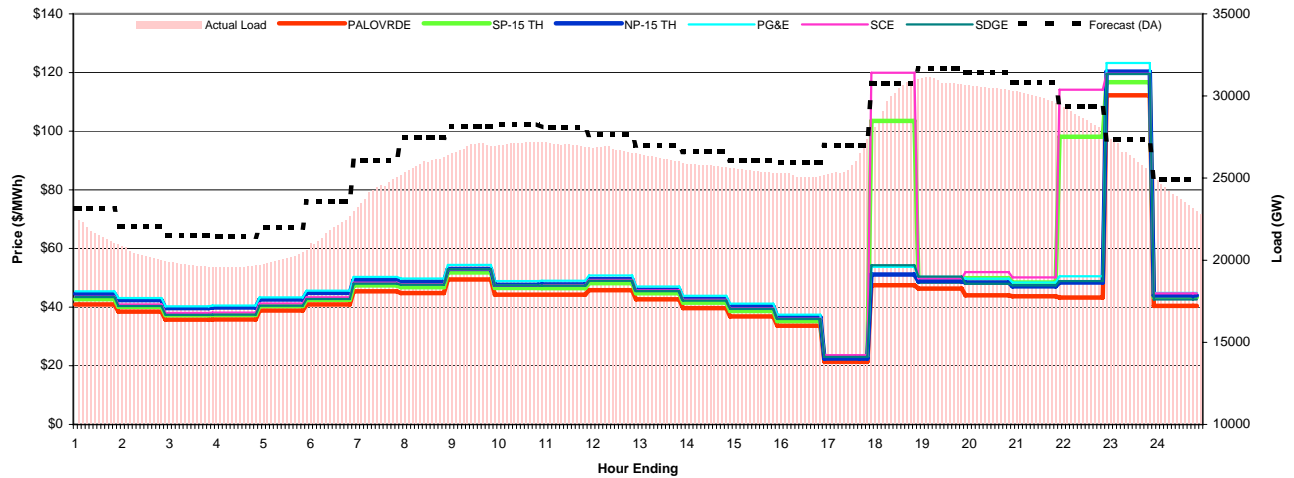
Day-Ahead Prices and Cleared Load

	HE1	HE2	HE3	HE4	HE5	HE6	HE7	HE8	HE9	HE10	HE11	HE12	HE13	HE14	HE15	HE16	HE17	HE18	HE19	HE20	HE21	HE22	HE23	HE24
PG&E	41.13	36.65	35.18	35.21	40.97	52.84	57.74	57.77	54.93	54.29	53.23	50.38	46.53	45.64	45.07	45.20	54.99	63.17	62.71	62.09	60.33	53.54	49.42	42.63
SCE	38.65	34.64	32.93	32.92	38.36	49.22	54.09	54.15	52.11	51.82	51.04	48.47	44.73	43.69	43.03	42.97	52.90	61.43	61.31	60.40	58.45	52.18	47.75	40.43
SDGE	38.24	34.34	32.57	32.53	37.86	48.73	54.16	53.86	51.77	51.38	50.62	47.98	44.28	43.22	42.66	42.63	52.80	61.76	61.74	60.71	58.69	52.22	47.44	39.95
NP-15 TH	40.50	36.09	34.66	34.70	40.38	52.01	56.60	56.56	53.67	52.96	51.92	49.14	45.39	44.56	44.03	44.14	53.50	61.33	60.87	60.29	58.70	52.23	48.39	41.92
SP-15 TH	37.90	34.03	32.35	32.34	37.65	48.27	53.11	52.95	50.89	50.55	49.77	47.23	43.61	42.57	41.94	41.86	51.59	59.85	59.75	58.87	57.06	50.99	46.66	39.52
PALOVDRDE	36.05	32.38	30.79	30.77	35.80	45.99	50.56	50.50	48.47	47.95	47.20	44.79	41.39	40.45	39.98	39.93	49.30	57.11	56.99	56.15	54.39	48.53	44.53	37.85
Forecast	23.1	22.1	21.5	21.4	22.0	23.6	26.1	27.5	28.1	28.3	28.1	27.6	27.0	26.6	26.1	25.9	27.0	30.8	31.7	31.4	30.8	29.3	27.3	24.9



Preliminary Real-Time Prices with Forecasted and Actual System Load

	HE1	HE2	HE3	HE4	HE5	HE6	HE7	HE8	HE9	HE10	HE11	HE12	HE13	HE14	HE15	HE16	HE17	HE18	HE19	HE20	HE21	HE22	HE23	HE24
Palovrde	40.93	38.45	35.74	35.80	38.86	40.90	45.38	44.80	49.41	44.25	44.22	45.78	42.64	39.65	36.82	33.64	21.38	47.47	46.34	44.03	43.70	43.24	112.20	40.43
sp15	42.73	40.08	37.24	37.31	40.38	42.50	47.44	46.84	51.85	46.54	46.48	48.17	44.72	41.53	38.67	35.26	22.98	103.50	48.66	49.88	48.39	98.07	116.72	43.39
np15	44.56	42.39	39.64	39.90	42.60	44.84	49.29	48.68	53.02	47.63	47.73	49.52	45.93	42.86	40.25	36.60	22.51	51.15	48.75	48.37	47.09	48.40	120.29	43.99
pgae	45.41	43.10	40.29	40.52	43.32	45.63	50.28	49.77	54.39	48.88	48.97	50.78	47.05	43.89	41.18	37.44	23.15	53.72	50.31	49.71	48.38	50.52	123.28	44.87
sce	43.55	40.90	38.03	38.11	41.25	43.40	48.36	47.80	52.88	47.46	47.50	49.26	45.73	42.48	39.56	36.05	23.62	119.90	49.79	51.95	50.15	114.15	119.61	44.66
sdge	43.45	40.39	37.37	37.40	40.48	42.80	48.00	47.62	52.90	47.49	47.34	48.97	45.46	42.21	39.38	35.96	23.04	54.28	50.42	47.93	47.41	48.89	119.48	42.64
Forecast-Load	1.6	1.8	1.8	1.8	1.8	1.5	1.5	1.4	1.2	1.1	1.1	0.9	0.8	0.9	0.6	0.8	0.7	0.5	0.8	1.0	1.0	1.0	1.3	1.3
Load	21.53	20.24	19.70	19.63	20.24	22.07	24.55	26.03	26.95	27.15	27.00	26.72	26.16	25.74	25.42	25.14	26.27	30.29	30.85	30.46	29.84	28.39	26.08	23.63



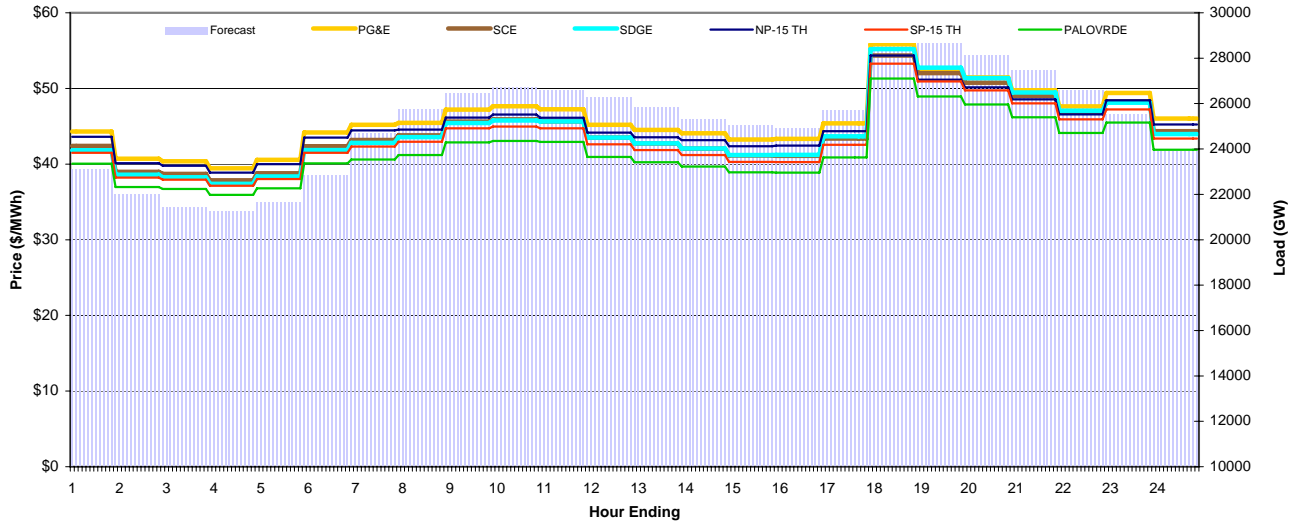
CAISO Daily Report

Thursday December 24, 2009

Price Color Codes: <=0 >=100 >=200

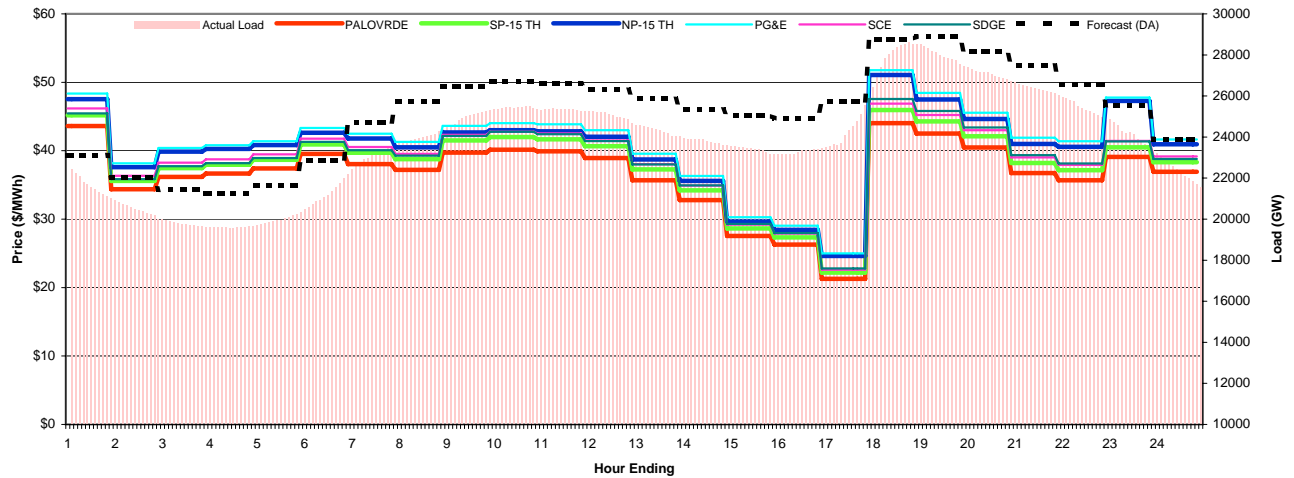
Day-Ahead Prices and Cleared Load

	HE1	HE2	HE3	HE4	HE5	HE6	HE7	HE8	HE9	HE10	HE11	HE12	HE13	HE14	HE15	HE16	HE17	HE18	HE19	HE20	HE21	HE22	HE23	HE24
PG&E	44.31	40.71	40.36	39.44	40.56	44.19	45.20	45.46	47.21	47.65	47.24	45.19	44.53	44.08	43.24	43.33	45.39	55.84	52.56	51.45	49.77	47.62	49.41	46.02
SCE	42.41	38.99	38.70	37.86	38.79	42.36	43.19	43.80	45.62	45.91	45.65	43.51	42.71	42.05	41.12	41.08	43.38	54.35	52.02	50.76	49.03	46.88	48.28	44.34
SDGE	41.83	38.61	38.25	37.40	38.37	41.84	42.80	43.57	45.42	45.77	45.64	43.51	42.74	42.06	41.21	41.22	43.67	55.20	52.74	51.38	49.46	47.05	48.12	43.97
NP-15 TH	43.61	40.12	39.78	38.88	39.99	43.51	44.45	44.55	46.15	46.55	46.14	44.16	43.55	43.16	42.35	42.44	44.34	54.35	51.17	50.14	48.55	46.57	48.44	45.25
SP-15 TH	41.49	38.21	37.94	37.13	38.02	41.49	42.33	42.94	44.72	44.96	44.72	42.62	41.84	41.20	40.30	40.28	42.56	53.27	50.93	49.73	48.02	45.92	47.23	43.38
PALOVPRDE	40.05	36.97	36.71	35.92	36.81	40.09	40.61	41.20	42.86	43.06	42.93	40.94	40.24	39.68	38.91	38.88	40.89	51.31	48.94	47.88	46.19	44.12	45.48	41.90
Forecast	23.1	22.0	21.4	21.3	21.6	22.9	24.7	25.8	26.4	26.7	26.6	26.3	25.9	25.3	25.0	24.9	25.7	28.8	28.9	28.2	27.5	26.6	25.6	23.9



Preliminary Real-Time Prices with Forecasted and Actual System Load

	HE1	HE2	HE3	HE4	HE5	HE6	HE7	HE8	HE9	HE10	HE11	HE12	HE13	HE14	HE15	HE16	HE17	HE18	HE19	HE20	HE21	HE22	HE23	HE24
Palovrde	43.61	34.38	36.18	36.67	37.41	39.55	38.05	37.20	39.72	40.14	39.91	38.94	35.68	32.78	27.54	26.29	21.27	44.03	42.51	40.48	36.73	35.68	39.10	36.93
sp15	45.17	35.58	37.46	37.94	38.67	40.92	39.70	38.77	41.50	41.98	41.66	40.66	37.27	34.22	28.65	27.35	22.18	45.94	44.29	42.12	38.21	37.16	40.49	38.33
np15	47.53	37.60	39.87	40.26	40.82	42.63	41.77	40.51	42.67	42.99	42.83	42.04	38.73	35.58	29.65	28.44	24.63	51.06	47.50	44.65	40.99	40.58	47.28	40.93
pgae	48.35	38.16	40.42	40.81	41.40	43.33	42.49	41.30	43.64	44.02	43.85	42.99	39.57	36.32	30.28	29.05	24.99	51.77	48.46	45.55	41.89	41.38	47.77	41.65
sce	46.18	36.34	38.25	38.74	39.47	41.77	40.54	39.55	42.32	42.79	42.53	41.51	38.05	34.91	29.21	27.89	22.60	46.89	45.22	43.01	39.03	37.94	41.43	39.16
sdge	45.46	35.85	37.73	38.19	38.93	41.30	40.09	39.28	42.16	42.76	42.42	41.42	37.99	34.93	29.30	27.97	22.79	47.55	45.81	43.40	39.34	38.14	41.37	38.80
Forecast-Load	1.5	1.6	1.7	1.6	1.6	1.5	1.5	1.7	1.4	1.3	1.3	1.3	1.6	1.6	1.7	1.6	1.1	0.6	1.0	1.2	1.2	1.3	1.6	1.7
Load	21.58	20.41	19.75	19.62	20.06	21.39	23.24	24.05	25.04	25.43	25.33	25.01	24.27	23.77	23.37	23.31	24.62	28.17	27.90	27.00	26.29	25.32	23.97	22.21



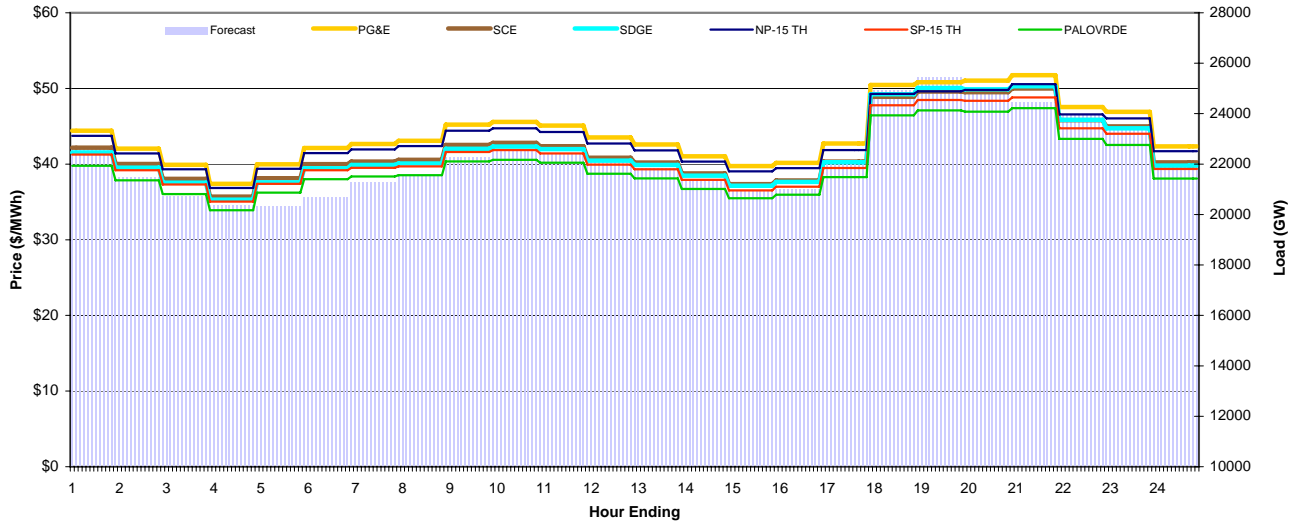
CAISO Daily Report

Friday December 25, 2009

Price Color Codes: <=0 >=100 >=200

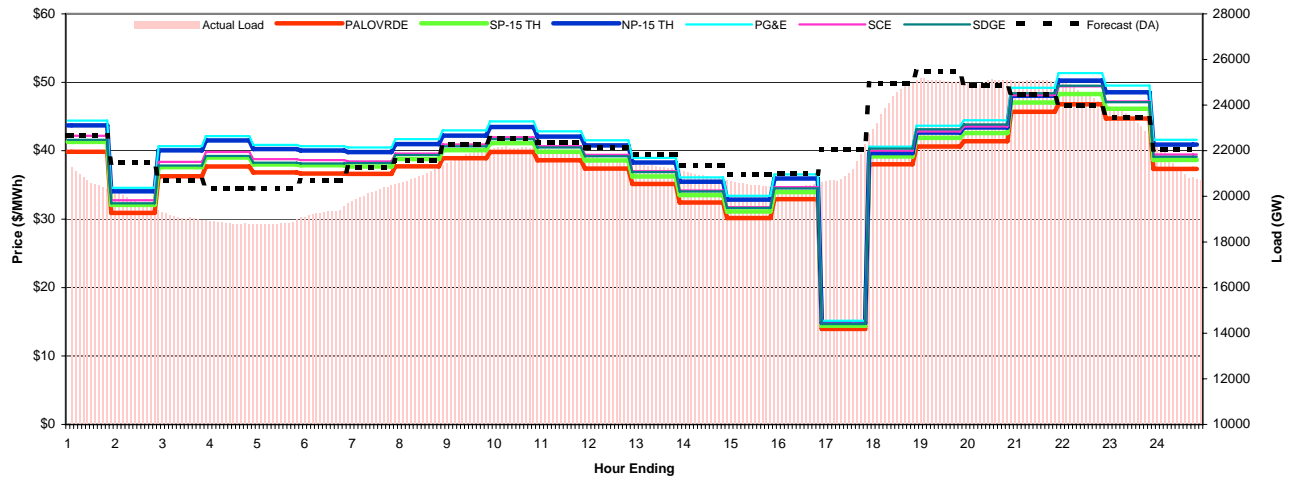
Day-Ahead Prices and Cleared Load

	HE1	HE2	HE3	HE4	HE5	HE6	HE7	HE8	HE9	HE10	HE11	HE12	HE13	HE14	HE15	HE16	HE17	HE18	HE19	HE20	HE21	HE22	HE23	HE24
PG&E	44.42	42.05	39.91	37.38	39.97	42.12	42.65	43.09	45.22	45.58	45.10	43.52	42.59	41.04	39.73	40.17	42.72	50.47	50.82	51.02	51.76	47.55	46.90	42.33
SCE	42.16	40.01	38.04	35.70	38.13	40.00	40.33	40.56	42.52	42.80	42.36	40.84	40.20	38.76	37.34	37.83	40.34	48.90	49.60	49.51	49.99	45.81	44.99	40.22
SDGE	41.54	39.53	37.53	35.30	37.58	39.44	39.89	40.07	42.02	42.32	41.97	40.46	39.88	38.47	37.13	37.64	40.25	49.24	50.07	49.88	50.29	45.85	44.72	39.81
NP-15 TH	43.73	41.41	39.31	36.85	39.39	41.46	41.93	42.37	44.40	44.73	44.25	42.73	41.82	40.32	39.05	39.46	41.86	49.27	49.61	49.81	50.57	46.57	46.03	41.70
SP-15 TH	41.26	39.20	37.31	35.05	37.39	39.19	39.50	39.69	41.60	41.86	41.42	39.92	39.32	37.92	36.52	37.01	39.48	47.77	48.48	48.37	48.81	44.74	44.01	39.35
PALOVPRDE	39.78	37.86	36.04	33.90	36.22	38.01	38.36	38.54	40.36	40.57	40.17	38.72	38.11	36.72	35.49	35.95	38.29	46.44	47.10	46.94	47.40	43.34	42.53	38.09
Forecast	22.7	21.5	20.7	20.4	20.3	20.7	21.3	21.6	22.3	22.5	22.4	22.2	21.8	21.4	20.9	21.0	22.0	24.9	25.5	24.9	24.5	24.0	23.5	22.0



Preliminary Real-Time Prices with Forecasted and Actual System Load

	HE1	HE2	HE3	HE4	HE5	HE6	HE7	HE8	HE9	HE10	HE11	HE12	HE13	HE14	HE15	HE16	HE17	HE18	HE19	HE20	HE21	HE22	HE23	HE24
Palovrde	39.84	30.92	36.26	37.70	36.83	36.66	36.62	37.72	38.91	39.82	38.61	37.40	35.14	32.43	30.16	32.93	13.96	38.01	40.63	41.38	45.70	46.79	44.71	37.34
sp15	41.29	32.09	37.60	39.01	38.00	37.88	37.69	38.80	40.09	41.11	39.84	38.57	36.25	33.50	31.12	33.95	14.42	39.18	41.88	42.58	47.04	48.28	46.14	38.64
np15	43.70	34.06	40.04	41.50	40.25	40.03	39.80	40.97	42.20	43.46	42.06	40.78	38.28	35.48	32.86	35.94	14.84	39.67	42.65	43.40	48.04	50.25	48.54	40.89
pgae	44.40	34.59	40.66	42.14	40.86	40.66	40.47	41.69	42.98	44.28	42.83	41.52	38.96	36.09	33.41	36.55	15.14	40.59	43.67	44.45	49.19	51.36	49.53	41.59
sce	42.19	32.77	38.38	39.82	38.76	38.64	38.44	39.58	40.93	41.97	40.66	39.39	37.00	34.19	31.75	34.67	14.72	40.01	42.80	43.53	48.11	49.41	47.21	39.44
sdge	41.61	32.31	37.83	39.24	38.25	38.13	38.20	39.37	40.63	41.69	40.47	39.18	36.87	34.04	31.63	34.49	14.70	40.32	43.14	43.83	48.40	49.51	47.09	39.12
Forecast-Load	2.0	1.8	1.7	1.5	1.5	1.3	1.0	0.6	0.4	0.4	0.4	0.6	0.6	0.5	0.4	0.5	0.6	0.5	0.4	-0.2	-0.6	-0.4	0.2	0.8
Load	20.63	19.70	19.06	18.82	18.88	19.40	20.27	21.01	21.88	22.13	21.95	21.58	21.27	20.86	20.50	20.49	21.44	24.46	25.06	25.05	25.07	24.43	23.23	21.19



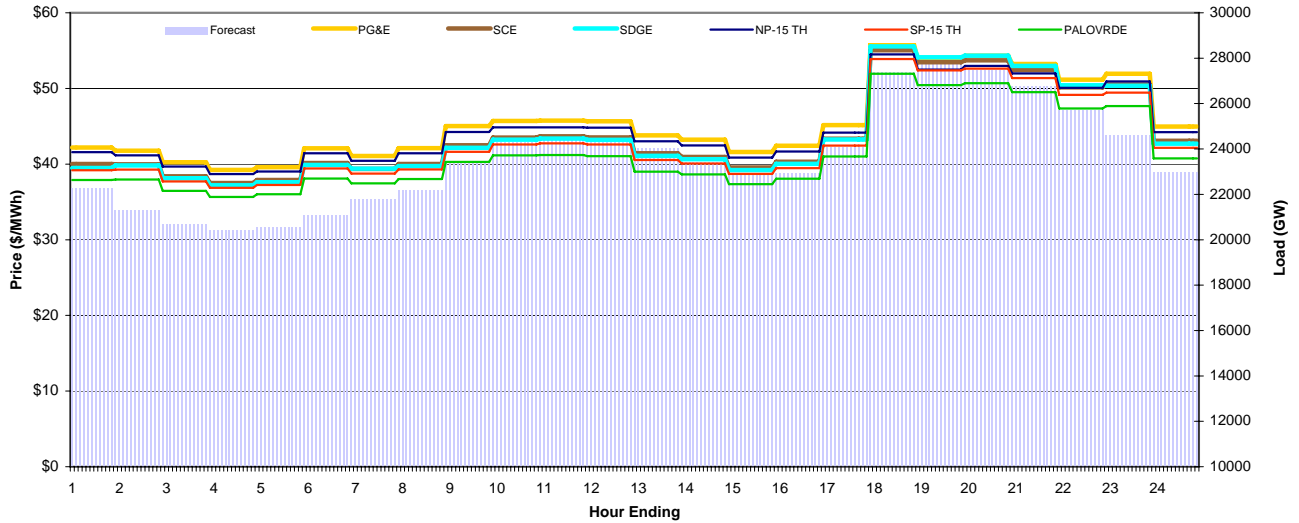
CAISO Daily Report

Saturday December 26, 2009

Price Color Codes: <=0 >=100 >=200

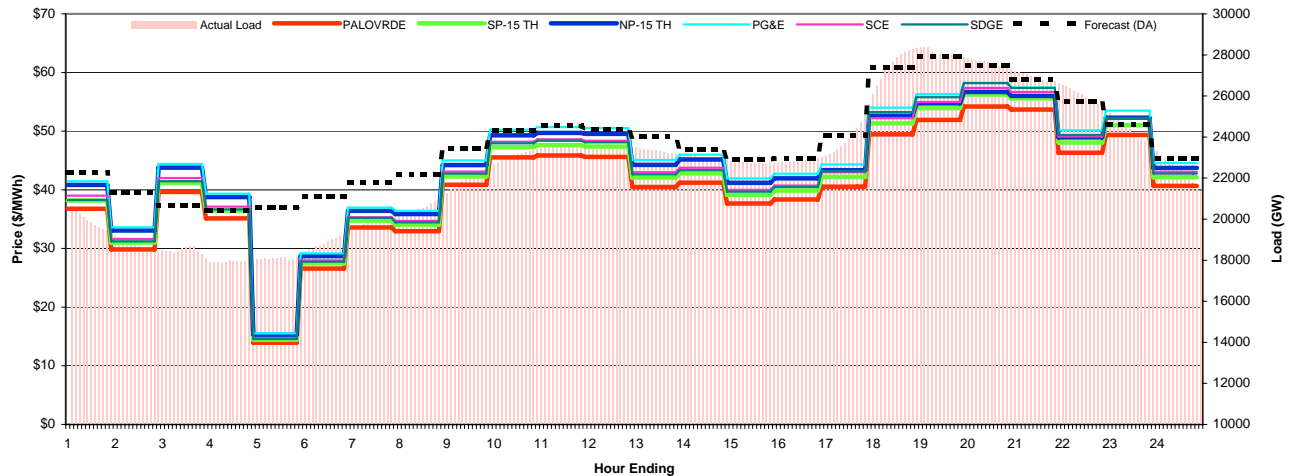
Day-Ahead Prices and Cleared Load

	HE1	HE2	HE3	HE4	HE5	HE6	HE7	HE8	HE9	HE10	HE11	HE12	HE13	HE14	HE15	HE16	HE17	HE18	HE19	HE20	HE21	HE22	HE23	HE24
PG&E	42.19	41.78	40.25	39.24	39.60	42.09	41.07	42.11	45.02	45.71	45.74	45.66	43.79	43.22	41.59	42.43	45.15	55.89	53.82	54.33	53.24	51.16	51.94	44.96
SCE	40.01	39.97	38.39	37.50	37.90	40.13	39.36	40.02	42.49	43.49	43.67	43.54	41.44	40.95	39.55	40.30	43.35	55.04	53.47	53.72	52.42	50.15	50.52	43.08
SDGE	39.47	39.81	38.13	37.21	37.60	39.89	39.40	39.75	42.15	43.22	43.38	43.21	41.10	40.64	39.20	40.03	43.25	55.56	54.13	54.33	52.97	50.42	50.36	42.70
NP-15 TH	41.59	41.16	39.67	38.68	39.03	41.44	40.43	41.42	44.25	44.85	44.86	44.81	43.01	42.48	40.86	41.67	44.16	54.50	52.48	52.97	51.98	50.08	50.92	44.23
SP-15 TH	39.19	39.27	37.71	36.86	37.25	39.42	38.75	39.30	41.63	42.60	42.74	42.60	40.53	40.07	38.70	39.47	42.45	53.88	52.38	52.63	51.37	49.14	49.45	42.15
PALOVPRDE	37.90	37.97	36.46	35.65	36.01	38.08	37.46	38.02	40.28	41.16	41.20	41.05	39.00	38.63	37.35	38.08	41.01	51.95	50.44	50.69	49.52	47.36	47.67	40.75
Forecast	22.3	21.3	20.7	20.4	20.6	21.1	21.8	22.2	23.5	24.3	24.6	24.4	24.0	23.4	22.9	22.9	24.1	27.4	27.9	27.5	26.8	25.7	24.6	23.0



Preliminary Real-Time Prices with Forecasted and Actual System Load

	HE1	HE2	HE3	HE4	HE5	HE6	HE7	HE8	HE9	HE10	HE11	HE12	HE13	HE14	HE15	HE16	HE17	HE18	HE19	HE20	HE21	HE22	HE23	HE24
Palovrde	36.76	29.83	39.64	35.13	13.95	26.57	33.58	32.95	40.85	45.54	45.86	45.62	40.47	41.21	37.66	38.35	40.54	49.46	51.91	54.20	53.69	46.33	49.35	40.67
sp15	38.15	31.00	41.19	36.43	14.44	27.46	34.74	34.07	42.28	47.27	47.63	47.37	42.09	42.81	39.15	39.88	42.20	51.35	53.93	56.25	55.59	48.07	51.01	42.14
np15	40.84	33.05	43.77	38.78	15.31	28.70	36.41	35.86	44.22	49.30	49.70	49.54	44.25	45.17	41.20	41.97	43.34	52.61	54.76	56.69	56.00	48.93	52.29	43.72
pgae	41.46	33.61	44.42	39.35	15.53	29.15	36.95	36.42	45.00	50.24	50.68	50.53	45.11	46.00	41.95	42.74	44.33	54.01	56.30	58.26	57.46	50.14	53.49	44.59
sce	39.00	31.62	42.01	37.13	14.71	27.95	35.33	34.70	43.11	48.21	48.60	48.36	42.99	43.74	39.99	40.74	43.00	52.22	54.98	57.37	56.69	49.10	52.18	43.04
sdge	38.26	31.22	41.45	36.66	14.56	27.75	35.22	34.45	42.79	47.94	48.36	48.08	42.65	43.34	39.66	40.48	43.16	53.24	55.79	58.19	57.38	49.36	52.20	42.78
Forecast-Load	2.4	2.6	2.2	2.5	2.4	2.1	1.9	1.5	1.3	1.1	1.0	0.8	0.7	0.4	0.2	0.1	-0.2	-0.4	-0.1	-0.1	-0.1	-0.2	0.4	0.8
Load	19.81	18.72	18.42	17.96	18.13	18.97	19.91	20.68	22.12	23.18	23.57	23.60	23.29	22.99	22.76	22.88	24.27	27.75	28.05	27.54	26.86	25.88	24.17	22.21



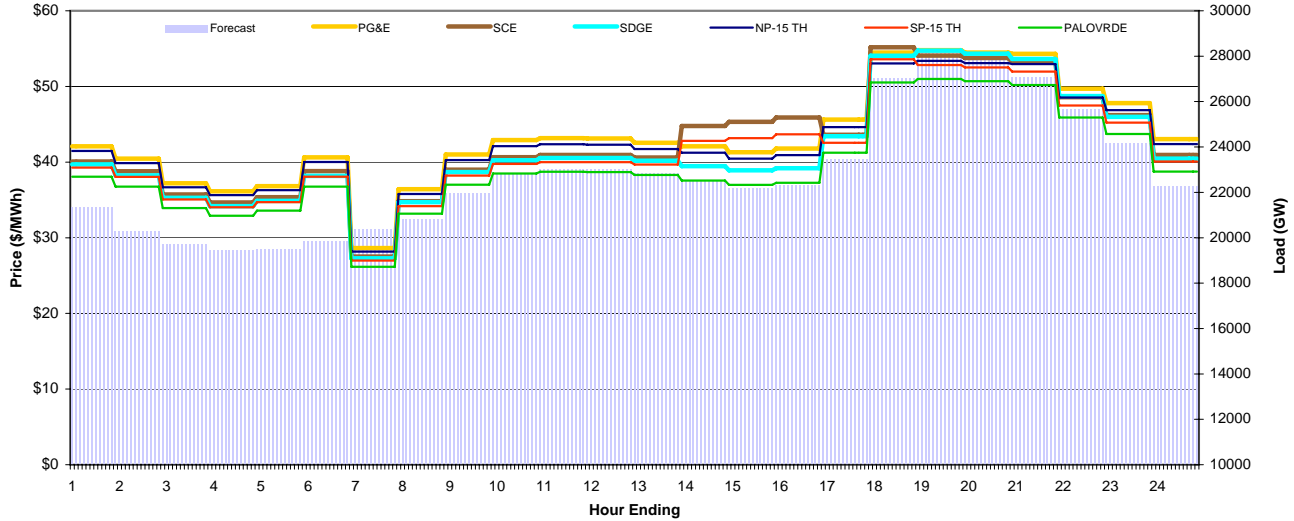
CAISO Daily Report

Sunday December 27, 2009

Price Color Codes: <=0 >=100 >=200

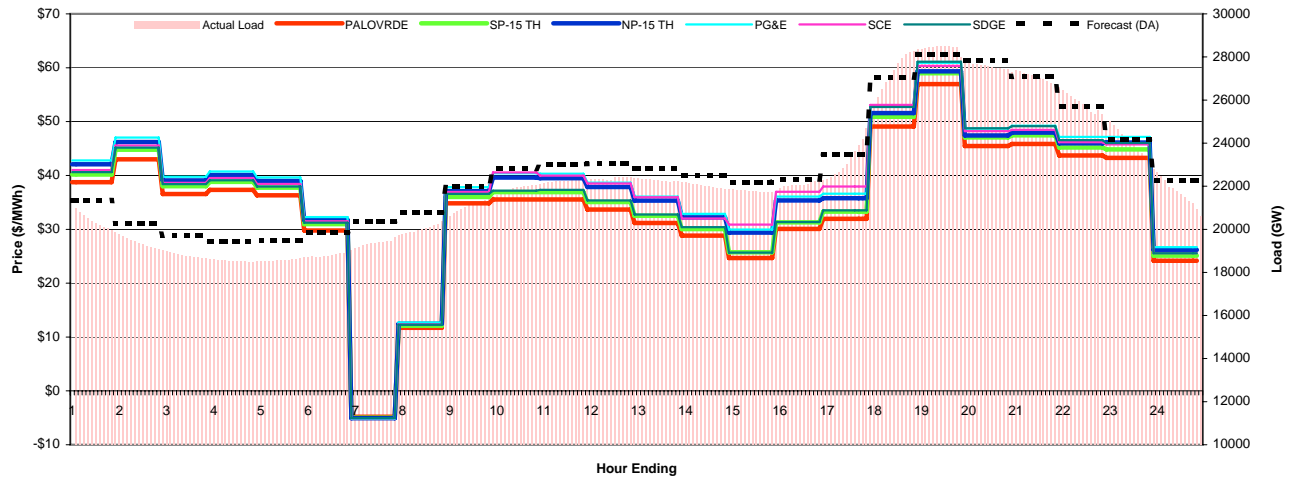
Day-Ahead Prices and Cleared Load

	HE1	HE2	HE3	HE4	HE5	HE6	HE7	HE8	HE9	HE10	HE11	HE12	HE13	HE14	HE15	HE16	HE17	HE18	HE19	HE20	HE21	HE22	HE23	HE24
PG&E	42.08	40.46	37.20	36.14	36.81	40.62	28.65	36.41	41.00	42.90	43.17	43.13	42.56	42.09	41.31	41.78	45.62	54.48	54.79	54.48	54.31	49.69	47.80	43.04
SCE	40.09	38.79	35.71	34.67	35.36	38.81	27.51	34.84	39.01	40.65	40.94	40.94	40.61	44.76	45.33	45.90	43.60	55.18	54.08	53.77	53.21	48.58	46.21	40.94
SDGE	39.71	38.24	35.28	34.18	34.89	38.17	27.29	34.71	38.67	40.24	40.54	40.55	40.18	39.47	38.92	39.18	43.42	54.05	54.73	54.34	53.63	48.73	45.99	40.47
NP-15 TH	41.47	39.87	36.66	35.64	36.29	40.01	28.16	35.79	40.26	42.11	42.36	42.30	41.72	41.24	40.46	40.93	44.62	53.04	53.38	53.07	52.96	48.55	46.88	42.38
SP-15 TH	39.28	38.05	35.06	34.02	34.70	38.06	26.98	34.18	38.21	39.75	40.00	39.99	39.68	42.81	43.16	43.67	42.56	53.60	52.82	52.51	51.96	47.49	45.22	40.07
PALOVDRDE	38.07	36.76	33.93	32.90	33.59	36.76	26.16	33.19	37.01	38.50	38.73	38.69	38.30	37.56	37.00	37.26	41.25	50.52	50.99	50.69	50.18	45.90	43.71	38.74
Forecast	21.4	20.3	19.7	19.5	19.5	19.8	20.4	20.8	22.0	22.8	23.0	23.0	22.8	22.5	22.2	22.3	23.5	27.0	28.1	27.8	27.1	25.7	24.2	22.3



Preliminary Real-Time Prices with Forecasted and Actual System Load

	HE1	HE2	HE3	HE4	HE5	HE6	HE7	HE8	HE9	HE10	HE11	HE12	HE13	HE14	HE15	HE16	HE17	HE18	HE19	HE20	HE21	HE22	HE23	HE24
Palovrde	38.75	43.00	36.56	37.33	36.31	29.78	-4.80	11.72	34.82	35.54	35.55	33.68	31.17	28.84	24.68	30.09	31.94	49.09	56.96	45.47	45.85	43.70	43.26	24.17
sp15	40.18	44.76	38.00	38.81	37.73	30.95	-4.99	12.11	36.00	36.89	36.91	35.05	32.51	30.04	25.74	31.31	33.28	50.89	58.97	47.05	47.45	45.21	44.83	25.11
np15	42.06	46.22	39.08	40.08	39.00	31.72	-5.07	12.45	37.09	39.60	39.49	37.86	35.32	32.23	29.39	35.36	35.79	51.58	59.33	47.42	47.96	45.98	46.12	26.19
pgae	42.79	47.02	39.76	40.75	39.64	32.28	-5.16	12.68	37.82	40.41	40.31	38.65	36.07	32.86	29.97	36.06	36.60	52.96	60.91	48.69	49.22	47.16	47.15	26.70
sce	41.01	45.55	38.63	39.51	38.43	31.49	-5.07	12.34	36.93	40.56	39.97	38.50	35.97	32.00	30.89	36.97	37.96	53.09	60.34	48.24	48.47	46.19	45.75	25.58
sdge	40.63	45.17	38.39	39.12	37.96	31.23	-5.04	12.28	36.58	37.16	37.32	35.37	32.75	30.39	25.67	31.34	33.53	52.71	61.10	48.75	49.15	46.57	46.02	25.55
Forecast-Load	1.1	1.0	1.0	0.9	0.9	1.0	0.9	0.7	0.8	0.9	0.8	0.7	0.6	0.5	0.4	0.2	-0.2	-0.5	-0.2	0.3	0.1	0.1	0.4	0.8
Load	20.29	19.28	18.74	18.52	18.58	18.84	19.44	20.12	21.18	21.93	22.25	22.35	22.24	21.97	21.76	22.12	23.67	27.57	28.32	27.50	26.94	25.62	23.74	21.48



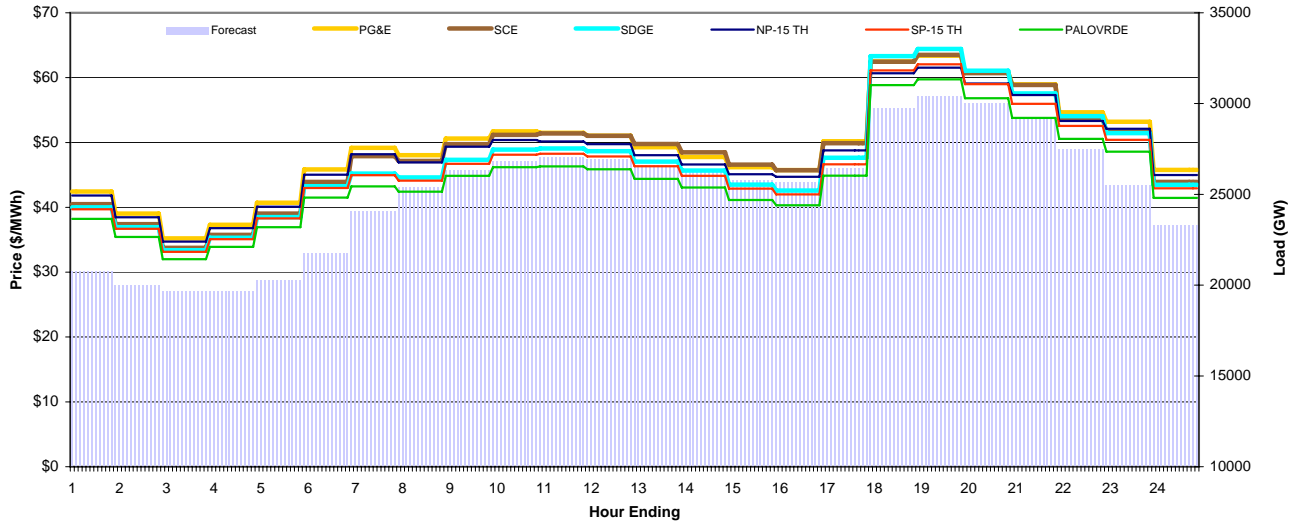
CAISO Daily Report

Monday December 28, 2009

Price Color Codes: <=0 >=100 >=200

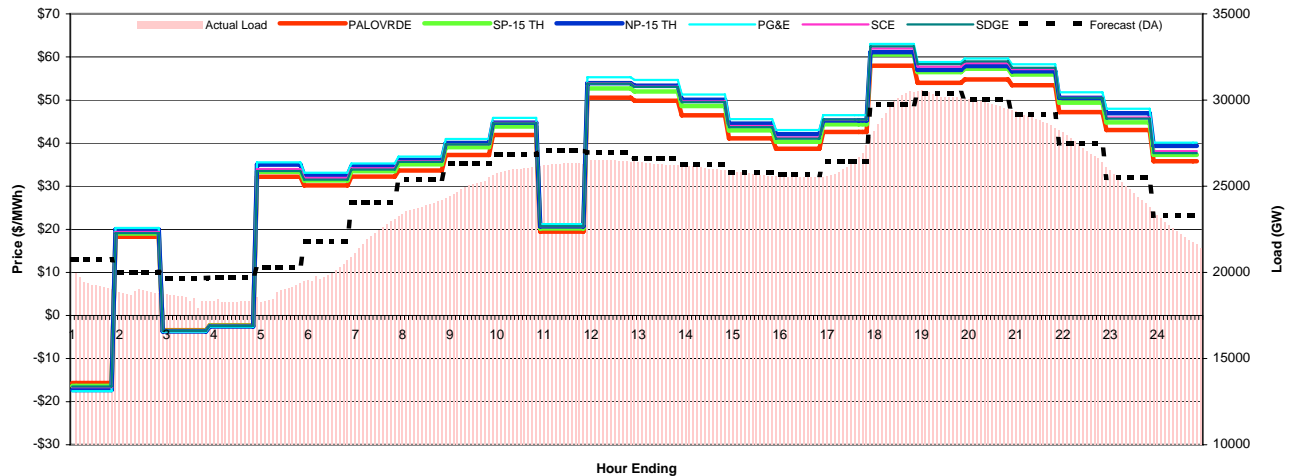
Day-Ahead Prices and Cleared Load

	HE1	HE2	HE3	HE4	HE5	HE6	HE7	HE8	HE9	HE10	HE11	HE12	HE13	HE14	HE15	HE16	HE17	HE18	HE19	HE20	HE21	HE22	HE23	HE24
PG&E	42.45	39.02	35.22	37.32	40.71	45.85	49.18	48.05	50.61	51.72	51.51	51.06	49.28	47.77	46.19	45.75	50.18	62.50	63.38	60.84	58.96	54.66	53.21	45.78
SCE	40.50	37.41	33.75	35.76	39.03	43.92	47.89	47.15	49.74	51.17	51.40	51.03	49.78	48.48	46.59	45.71	49.88	62.46	63.51	60.71	58.86	53.74	51.61	43.92
SDGE	39.99	36.93	33.39	35.31	38.49	43.26	45.21	44.60	47.32	48.90	49.09	48.67	47.07	45.67	43.51	42.58	47.64	63.32	64.42	61.06	57.57	54.06	51.44	43.48
NP-15 TH	41.83	38.47	34.72	36.79	40.10	45.03	48.19	46.94	49.34	50.38	50.16	49.74	48.04	46.60	45.10	44.71	48.79	60.67	61.55	59.10	57.32	53.31	52.11	44.99
SP-15 TH	39.69	36.70	33.13	35.09	38.29	42.99	44.95	44.11	46.70	48.11	48.25	47.84	46.33	44.86	42.89	41.99	46.64	61.13	62.07	59.00	55.97	52.56	50.41	42.94
PALOVPRDE	38.23	35.42	32.01	33.90	36.94	41.49	43.22	42.43	44.85	46.18	46.31	45.86	44.39	43.05	41.12	40.31	44.89	58.84	59.73	56.82	53.78	50.57	48.57	41.45
Forecast	20.8	20.0	19.7	19.7	20.3	21.8	24.1	25.4	26.3	26.9	27.1	26.9	26.6	26.3	25.8	25.7	26.4	29.7	30.4	30.0	29.1	27.5	25.5	23.3



Preliminary Real-Time Prices with Forecasted and Actual System Load

	HE1	HE2	HE3	HE4	HE5	HE6	HE7	HE8	HE9	HE10	HE11	HE12	HE13	HE14	HE15	HE16	HE17	HE18	HE19	HE20	HE21	HE22	HE23	HE24
Palovrde	-15.68	18.29	-3.42	-2.29	32.18	30.19	32.25	33.65	37.26	41.90	19.46	50.53	49.83	46.47	41.12	38.71	42.59	57.95	54.00	54.76	53.45	47.19	43.06	35.82
sp15	-16.33	19.02	-3.55	-2.38	33.36	31.35	33.51	35.11	39.06	43.84	20.19	52.68	52.00	48.60	42.97	40.33	44.37	60.55	56.49	57.27	55.93	49.39	44.83	37.30
np15	-17.32	19.99	-3.72	-2.56	35.00	32.55	34.64	36.11	40.02	44.76	20.67	53.91	53.34	50.07	44.52	42.08	45.27	61.12	57.00	57.90	56.68	50.52	46.93	39.37
pgae	-17.57	20.30	-3.78	-2.59	35.55	33.12	35.30	36.88	40.95	45.85	21.21	55.28	54.68	51.30	45.58	43.04	46.49	63.03	58.81	59.65	58.30	51.82	47.97	40.11
sce	-16.62	19.37	-3.61	-2.43	33.98	31.96	34.16	35.80	39.78	44.69	20.74	53.89	53.12	49.68	43.98	41.28	45.39	61.98	57.74	58.56	57.18	50.51	45.94	38.13
sdge	-16.50	19.13	-3.57	-2.39	33.52	31.52	33.89	35.67	39.74	44.60	20.74	53.81	53.02	49.50	43.69	41.05	45.44	62.45	58.33	58.97	57.50	50.48	45.66	37.70
Forecast-Load	1.5	1.2	1.3	1.4	1.3	1.6	1.6	1.5	1.2	0.8	0.7	0.5	0.4	0.3	0.1	0.1	-0.1	-0.2	0.2	0.3	0.4	0.5	1.0	1.1
Load	19.26	18.81	18.42	18.33	18.97	20.16	22.49	23.93	25.13	26.01	26.32	26.46	26.25	26.00	25.66	25.53	26.57	29.92	30.21	29.68	28.72	26.97	24.50	22.15



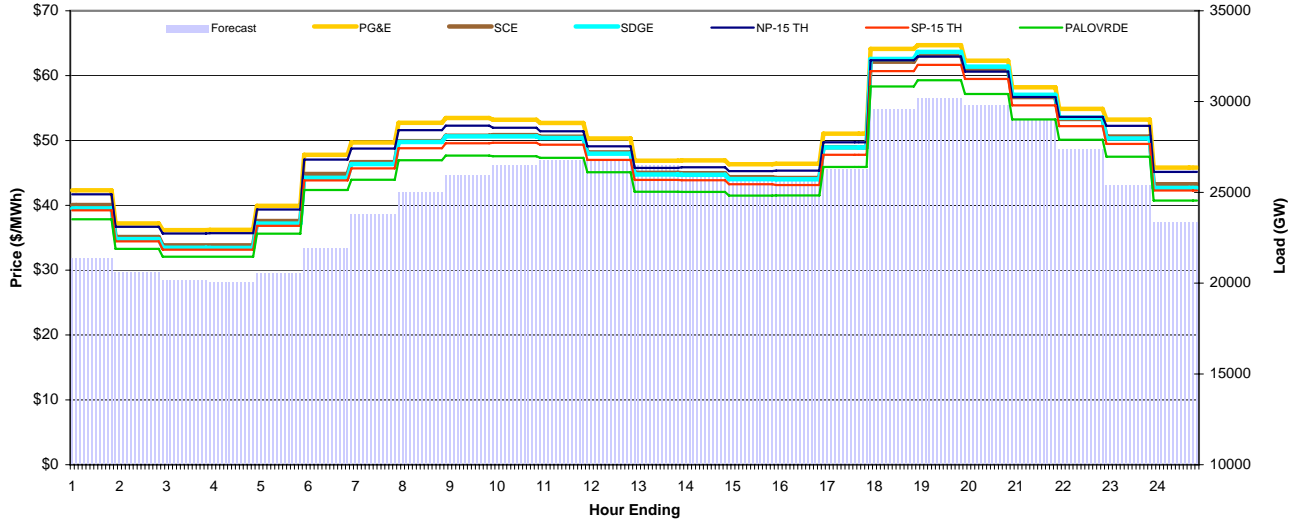
CAISO Daily Report

Tuesday December 29, 2009

Price Color Codes: <=0 >=100 >=200

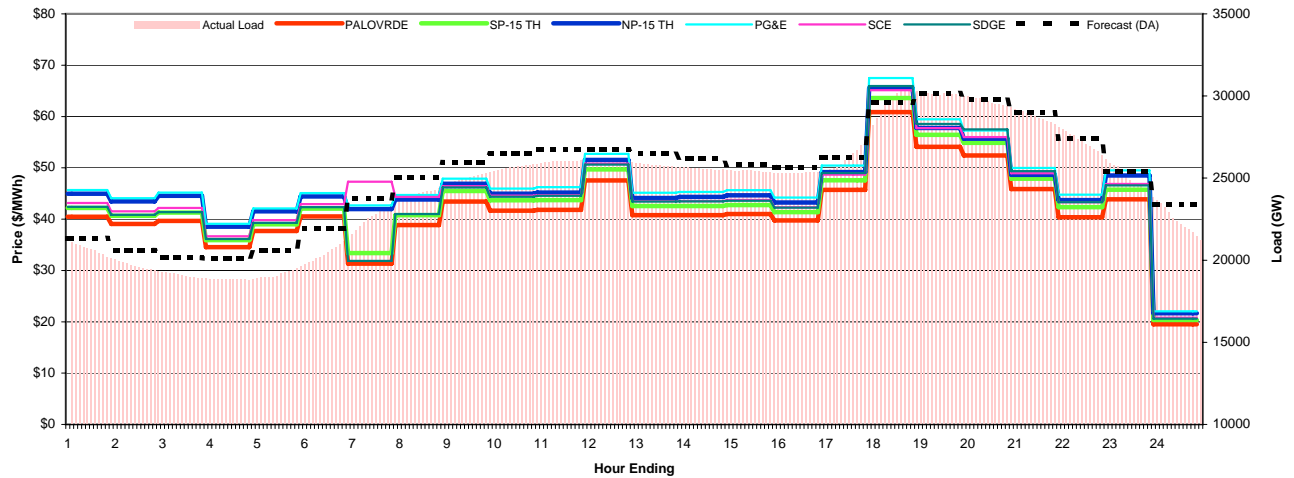
Day-Ahead Prices and Cleared Load

	HE1	HE2	HE3	HE4	HE5	HE6	HE7	HE8	HE9	HE10	HE11	HE12	HE13	HE14	HE15	HE16	HE17	HE18	HE19	HE20	HE21	HE22	HE23	HE24
PG&E	42.32	37.22	36.18	36.22	39.91	47.80	49.69	52.74	53.48	53.20	52.70	50.30	46.89	46.93	46.33	46.41	51.05	64.13	64.68	62.30	58.21	54.89	53.23	45.82
SCE	40.05	35.11	33.83	33.83	37.58	44.82	46.65	49.89	50.73	50.82	50.58	48.17	45.01	44.96	44.34	44.22	48.96	62.16	63.13	60.87	56.70	53.33	50.61	43.26
SDGE	39.54	34.80	33.46	33.44	37.17	44.24	46.37	49.76	50.62	50.63	50.39	47.96	44.75	44.71	44.03	44.02	48.84	62.59	63.67	61.39	57.04	53.52	50.31	42.69
NP-15 TH	41.70	36.69	35.65	35.70	39.35	47.06	48.76	51.60	52.30	51.95	51.43	49.10	45.78	45.86	45.28	45.35	49.71	62.38	62.95	60.64	56.71	53.65	52.25	45.14
SP-15 TH	39.22	34.44	33.17	33.16	36.84	43.85	45.69	48.81	49.58	49.64	49.35	46.99	43.91	43.87	43.25	43.12	47.79	60.69	61.67	59.49	55.42	52.20	49.46	42.30
PALOVPRDE	37.85	33.29	32.08	32.08	35.62	42.37	43.95	46.96	47.67	47.58	47.32	45.09	42.10	42.07	41.49	41.54	45.93	58.34	59.29	57.18	53.24	50.12	47.51	40.73
Forecast	21.4	20.6	20.1	20.1	20.6	21.9	23.8	25.0	26.0	26.5	26.8	26.7	26.5	26.2	25.8	25.7	26.2	29.6	30.2	29.8	29.0	27.4	25.4	23.4



Preliminary Real-Time Prices with Forecasted and Actual System Load

	HE1	HE2	HE3	HE4	HE5	HE6	HE7	HE8	HE9	HE10	HE11	HE12	HE13	HE14	HE15	HE16	HE17	HE18	HE19	HE20	HE21	HE22	HE23	HE24
Palovrde	40.47	39.06	39.67	34.54	37.68	40.53	31.32	38.85	43.43	41.66	41.80	47.54	40.78	40.79	40.98	39.74	45.70	60.86	54.09	52.41	45.86	40.39	43.88	19.50
sp15	42.19	40.66	41.28	35.92	39.01	42.05	33.39	40.79	45.49	43.67	43.72	49.70	42.56	42.57	42.75	41.38	47.56	63.61	56.43	54.86	47.89	42.35	45.72	20.34
np15	44.96	43.47	44.57	38.54	41.54	44.42	41.96	43.84	46.89	44.95	45.19	51.52	44.13	44.33	44.65	43.24	49.15	65.54	57.76	55.67	48.63	43.70	48.51	21.66
pgae	45.67	44.08	45.18	39.10	42.10	45.07	42.69	44.71	47.90	45.97	46.23	52.71	45.14	45.30	45.63	44.20	50.44	67.50	59.46	57.26	49.97	44.76	49.51	22.04
sce	43.14	41.54	42.19	36.66	39.80	42.92	47.29	44.34	46.41	44.58	44.67	50.83	43.52	43.54	43.74	42.32	48.67	65.13	57.73	56.00	48.96	43.31	46.85	20.80
sdge	42.40	40.84	41.38	36.13	39.27	42.33	31.88	41.00	46.18	44.35	44.54	50.64	43.42	43.45	43.58	42.25	48.97	65.93	58.54	57.50	49.35	43.30	46.59	20.60
Forecast-Load	0.8	1.0	1.1	1.2	1.3	1.3	0.9	0.9	0.9	0.8	0.7	0.7	0.7	0.6	0.4	0.3	-0.3	-0.3	0.1	0.2	0.4	0.4	0.7	1.2
Load	20.59	19.59	19.04	18.86	19.27	20.63	22.84	24.16	25.10	25.72	26.04	26.04	25.77	25.55	25.40	25.36	26.57	29.91	30.10	29.59	28.61	26.97	24.71	22.19



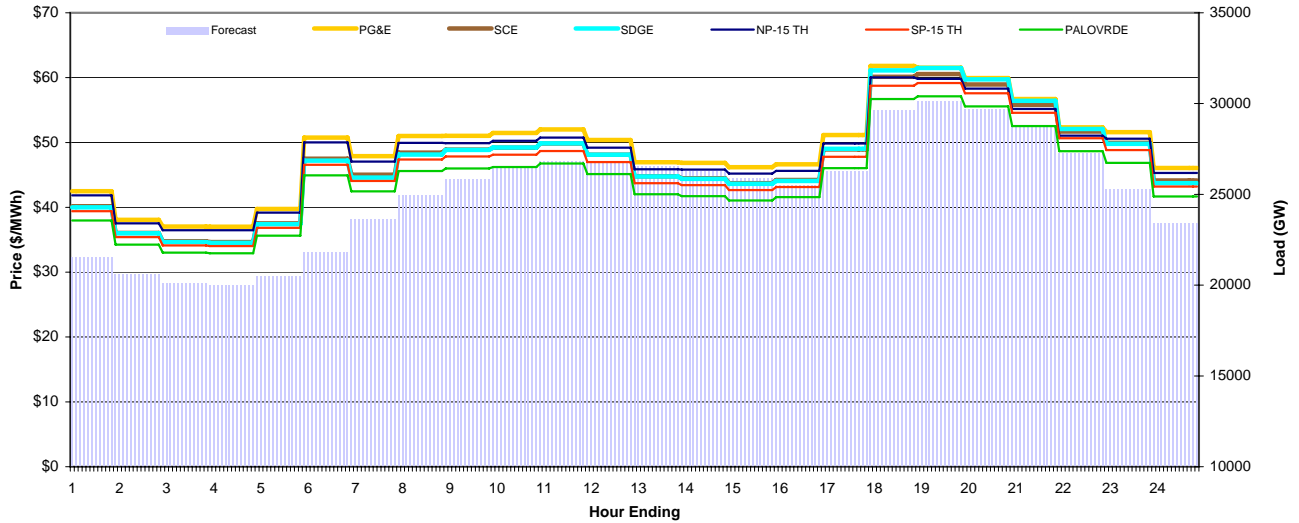
CAISO Daily Report

Wednesday December 30, 2009

Price Color Codes: <=0 >=100 >=200

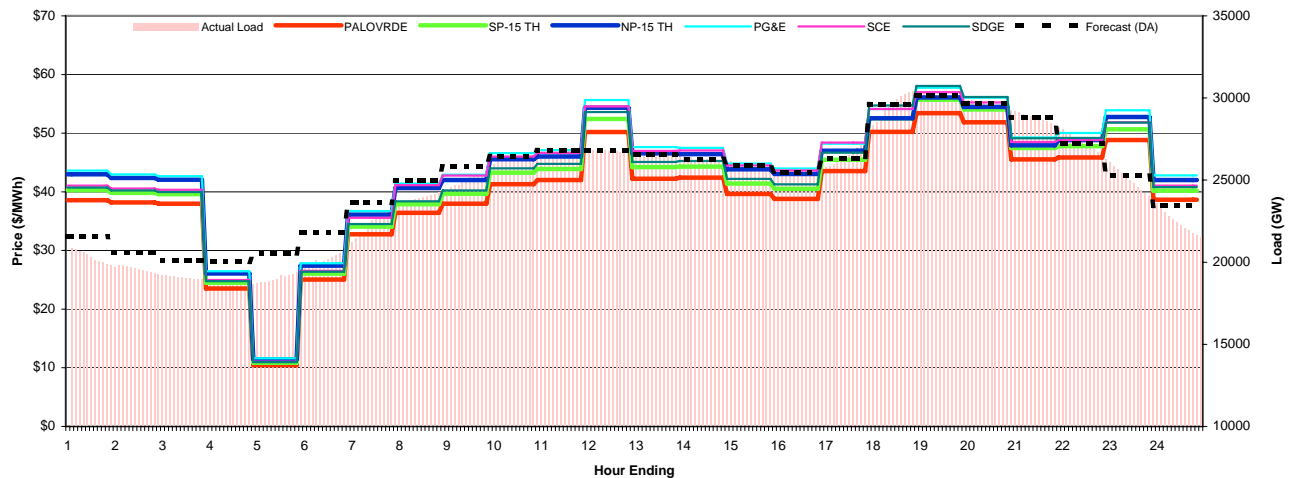
Day-Ahead Prices and Cleared Load

	HE1	HE2	HE3	HE4	HE5	HE6	HE7	HE8	HE9	HE10	HE11	HE12	HE13	HE14	HE15	HE16	HE17	HE18	HE19	HE20	HE21	HE22	HE23	HE24
PG&E	42.49	38.08	37.03	37.01	39.74	50.75	47.89	51.01	51.02	51.47	52.01	50.39	46.96	46.85	46.18	46.64	51.15	61.80	61.53	59.94	56.70	52.33	51.59	46.07
SCE	40.18	36.06	34.77	34.65	37.53	47.51	45.02	48.43	48.90	49.20	49.83	48.11	44.79	44.48	43.73	44.21	48.93	60.12	60.55	58.93	55.82	51.69	49.93	44.14
SDGE	40.01	36.00	34.64	34.51	37.40	47.21	44.60	48.14	48.84	49.23	49.86	48.11	44.76	44.38	43.64	44.06	49.03	61.12	61.48	59.74	56.44	52.08	49.79	43.73
NP-15 TH	41.86	37.53	36.48	36.46	39.19	50.02	47.04	49.93	49.89	50.25	50.75	49.20	45.88	45.81	45.19	45.62	49.83	60.03	59.80	58.29	55.17	51.05	50.59	45.31
SP-15 TH	39.40	35.42	34.14	34.02	36.84	46.55	44.06	47.38	47.84	48.11	48.68	46.99	43.72	43.42	42.67	43.14	47.78	58.75	59.17	57.60	54.58	50.65	48.82	43.20
PALOVPRDE	37.96	34.24	33.03	32.92	35.63	44.93	42.45	45.59	45.99	46.21	46.76	45.13	42.01	41.71	41.05	41.56	46.04	56.69	57.11	55.57	52.52	48.66	46.86	41.68
Forecast	21.6	20.6	20.1	20.0	20.5	21.8	23.6	25.0	25.8	26.5	26.8	26.5	26.3	25.9	25.5	26.3	29.6	30.1	29.7	28.8	27.2	25.3	23.4	



Preliminary Real-Time Prices with Forecasted and Actual System Load

	HE1	HE2	HE3	HE4	HE5	HE6	HE7	HE8	HE9	HE10	HE11	HE12	HE13	HE14	HE15	HE16	HE17	HE18	HE19	HE20	HE21	HE22	HE23	HE24
Palovrde	38.57	38.20	37.97	23.52	10.45	25.03	32.76	36.42	37.98	41.30	42.02	50.20	42.24	42.42	39.64	38.80	43.53	50.22	53.40	51.87	45.53	45.85	48.84	38.66
sp15	40.29	39.83	39.60	24.51	10.85	26.04	34.06	37.90	39.67	43.25	43.89	52.43	44.23	44.31	41.41	40.52	45.47	52.54	55.71	54.05	47.47	47.78	50.66	40.22
np15	42.98	42.35	42.05	26.09	11.46	27.42	36.11	40.63	42.01	45.56	46.02	54.34	46.57	46.42	43.85	43.04	47.00	52.55	56.09	54.47	47.94	48.82	52.75	42.02
pgae	43.62	42.96	42.66	26.47	11.62	27.81	36.73	41.42	42.91	46.61	47.12	55.64	47.64	47.48	44.81	43.98	48.20	54.12	57.76	56.06	49.28	50.04	53.91	42.81
sce	41.07	40.57	40.35	24.96	11.05	26.52	35.59	41.12	42.77	46.02	46.64	54.55	46.99	47.07	44.49	43.64	48.38	54.11	56.98	55.25	48.51	48.84	51.87	41.04
sdge	40.72	40.25	39.96	24.76	10.98	26.39	34.51	38.38	40.24	43.99	44.76	53.60	45.08	45.26	42.21	41.27	46.69	54.72	58.05	56.16	49.13	49.18	51.80	40.80
Forecast-Load	1.3	1.0	1.1	1.1	1.4	1.5	0.9	1.0	0.7	0.1	0.1	0.1	0.0	0.0	0.1	-0.2	-0.5	-0.2	0.0	0.1	0.2	0.2	0.6	1.2
Load	20.28	19.55	19.05	18.88	19.14	20.37	22.67	24.00	25.18	26.38	26.76	26.73	26.56	26.27	25.77	25.71	26.81	29.82	30.08	29.56	28.67	27.08	24.71	22.24



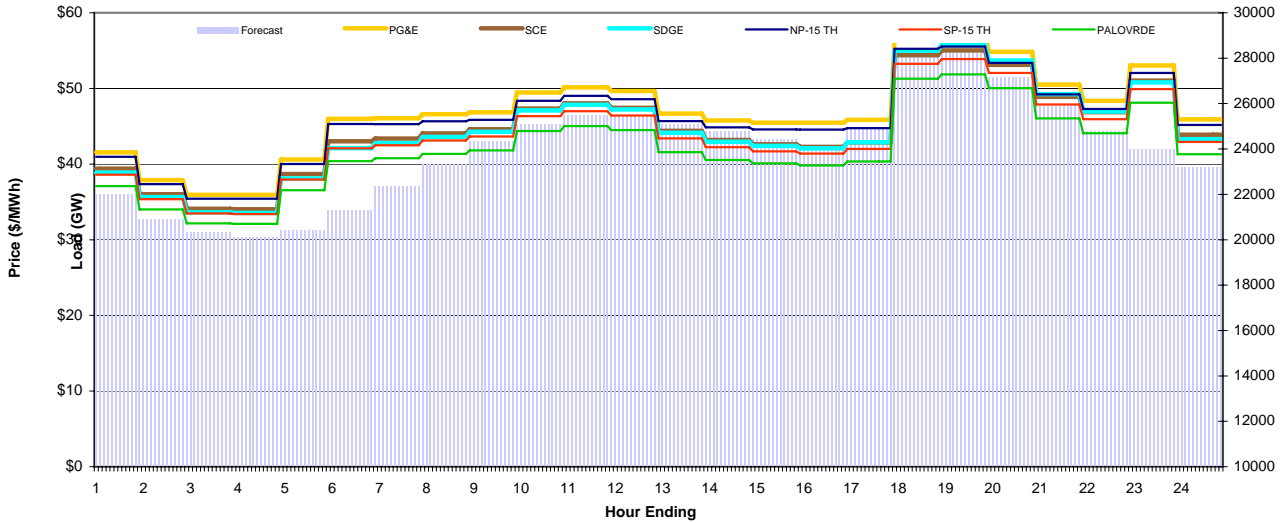
CAISO Daily Report

Thursday December 31, 2009

Price Color Codes: <=0 >=100 >=200

Day-Ahead Prices and Cleared Load

	HE1	HE2	HE3	HE4	HE5	HE6	HE7	HE8	HE9	HE10	HE11	HE12	HE13	HE14	HE15	HE16	HE17	HE18	HE19	HE20	HE21	HE22	HE23	HE24
PG&E	41.57	37.88	35.92	35.93	40.60	45.97	46.07	46.58	46.85	49.47	50.15	49.66	46.67	45.76	45.48	45.47	45.85	56.76	57.09	54.84	50.50	48.36	53.04	45.91
SCE	39.40	36.03	34.10	34.02	38.68	43.01	43.37	44.05	44.60	47.33	48.03	47.45	44.40	43.18	42.61	42.28	42.87	54.39	55.03	53.12	48.90	46.86	51.03	43.88
SDGE	38.87	35.63	33.64	33.55	38.12	42.10	42.78	43.59	44.27	47.10	47.84	47.22	44.13	42.96	42.40	42.09	42.89	54.99	55.74	53.69	49.26	46.94	50.80	43.29
NP-15 TH	40.98	37.35	35.42	35.44	40.02	45.31	45.28	45.67	45.85	48.37	49.03	48.57	45.69	44.85	44.58	44.56	44.75	55.24	55.55	53.37	49.22	47.29	52.04	45.18
SP-15 TH	38.61	35.36	33.47	33.40	37.96	42.10	42.50	43.13	43.66	46.34	46.99	46.43	43.40	42.24	41.69	41.39	42.00	53.24	53.88	52.04	47.89	45.94	49.92	42.94
PALOVVRDE	37.11	34.01	32.17	32.11	36.55	40.40	40.77	41.34	41.82	44.37	45.03	44.50	41.59	40.54	40.11	39.83	40.35	51.28	51.86	50.03	46.03	44.08	48.11	41.30
Forecast	22.0	20.9	20.3	20.1	20.4	21.3	22.4	23.3	24.3	25.1	25.5	25.1	24.8	24.4	23.9	24.9	28.2	28.3	27.1	25.9	24.8	24.0	23.2	



Preliminary Real-Time Prices with Forecasted and Actual System Load

	HE1	HE2	HE3	HE4	HE5	HE6	HE7	HE8	HE9	HE10	HE11	HE12	HE13	HE14	HE15	HE16	HE17	HE18	HE19	HE20	HE21	HE22	HE23	HE24
Palovrde	42.63	37.95	35.81	35.90	37.36	38.70	35.75	36.56	36.52	37.43	39.15	38.17	37.30	37.47	35.78	35.78	35.84	51.69	54.54	43.06	37.51	36.14	43.24	40.25
sp15	44.42	39.47	37.21	37.25	38.68	40.14	37.29	38.05	38.12	39.19	40.98	39.95	39.01	39.13	37.39	37.31	37.43	54.00	56.69	44.77	39.01	37.63	44.76	41.83
np15	46.90	41.52	38.87	38.86	40.24	41.64	38.83	40.21	40.45	41.46	43.28	42.34	41.71	42.00	40.39	40.40	40.19	56.81	58.22	46.06	40.48	38.52	46.53	43.75
pgae	47.59	42.09	39.40	39.39	40.78	42.22	39.44	40.89	41.20	42.28	44.15	43.18	42.47	42.72	41.09	41.09	40.96	58.11	59.50	47.09	41.32	39.24	47.39	44.44
sce	45.35	40.25	37.88	37.95	39.42	40.92	38.79	40.08	40.91	41.98	43.68	42.72	41.86	41.97	40.34	40.23	40.35	58.05	58.36	47.22	41.48	38.37	45.79	42.72
sdge	44.53	39.66	37.43	37.42	38.86	40.33	37.53	38.45	38.55	39.65	41.52	40.47	39.49	39.62	37.85	37.75	38.02	55.50	58.57	45.97	39.90	38.53	45.62	42.19
Forecast-Load	1.3	1.5	1.6	1.5	1.5	1.3	0.7	0.6	0.6	0.6	0.6	0.8	0.8	0.8	0.7	0.4	0.1	0.0	0.3	0.3	0.2	0.2	0.6	1.1
Load	20.68	19.43	18.75	18.58	18.89	19.99	21.68	22.71	23.69	24.51	24.87	24.71	24.33	24.00	23.67	23.51	24.78	28.22	28.06	26.83	25.74	24.59	23.36	22.05

