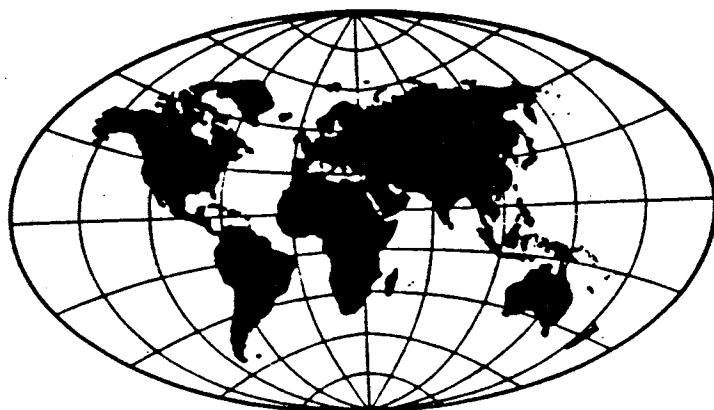


**RECENT HIV SEROPREVALENCE LEVELS  
BY COUNTRY: JUNE 2000**



**Health Studies Branch  
International Programs Center  
Population Division  
U. S. Census Bureau**

**Research Note  
No. 27  
June 2000**

## Preface

The International Programs Center of the Population Division conducts specialized studies of population, economics, labor force, health and aging issues. However, the use of data not generated by the U. S. Census Bureau precludes performing the same statistical reviews normally conducted on its own data.

This research note is the 27<sup>th</sup> of a series of short research documents resulting from analysis conducted in the Health Studies Branch. Distribution in the research note format is intended to allow for rapid dissemination of results to a specialized audience, highlighting recent developments or emerging trends. Reports containing a more thorough presentation and discussion of research findings will continue to be issued in the International Programs Center Staff Paper series.

The preparation of this report was supported by funding from the U.S. Agency for International Development.

This note was prepared by the staff of the Health Studies Branch ---- Jinkie Corbin, Laura Heaton, Maizie Archie, Lisa Mayberry, Vickie Hart-Spriggs and Jack Gibson and edited by Chief, Health Studies Branch - Karen A. Stanecki. Comments and questions regarding this study should be addressed to Karen A. Stanecki (kstaneck@census.gov), International Programs Center, Population Division, U. S. Census Bureau, Washington, D.C. 20233-8860; telephone (301) 457-1406.

**RECENT HIV SEROPREVALENCE LEVELS  
BY COUNTRY: June 2000**

**Contents**

|                                       |   |
|---------------------------------------|---|
| Introduction .....                    | 1 |
| Data Quality and Qualifications ..... | 1 |
| Data Organization .....               | 3 |

**Maps**

|   |    |
|---|----|
| Map 1. African HIV-1 Seroprevalence for High-Risk Urban Populations .....                     | 5  |
| Map 2. African HIV-1 Seroprevalence for Low-Risk Urban Populations .....                      | 7  |
| Map 3. African HIV-2 Seroprevalence for High-Risk Urban Populations .....                     | 9  |
| Map 4. African HIV-2 Seroprevalence for Low-Risk Urban Populations .....                      | 11 |
| Map 5. Seroprevalence of HIV-1 for Low-Risk Populations in East Africa .....                  | 13 |
| Map 6. Seroprevalence of HIV-1 for Low-Risk Populations in West Africa .....                  | 15 |
| Map 7. Seroprevalence of HIV-2 for Low-Risk Populations in West Africa .....                  | 17 |
| Map 8. Seroprevalence of HIV-1 for Low-Risk Populations in Central Africa .....               | 19 |
| Map 9. Seroprevalence of HIV-1 for Low-Risk Populations in Southern Africa .....              | 21 |
| Map 10. Seroprevalence of HIV-1 for Low-Risk Populations in North Africa .....                | 23 |
| Map 11. HIV Seroprevalence among Prostitutes in Thailand: 1999 .....                          | 25 |
| Map 12. HIV Seroprevalence among Prostitutes in Thailand: 1998 .....                          | 27 |
| Map 13. HIV Seroprevalence among Pregnant Women in Thailand: 1999 .....                       | 29 |
| Map 14. HIV Seroprevalence among Pregnant Women in Thailand: 1998 .....                       | 31 |
| Map 15. HIV Seroprevalence among Prostitutes in Cambodia: 1998 .....                          | 33 |
| Map 16. HIV Seroprevalence among Married Women of Reproductive Age in Cambodia:<br>1998 ..... | 35 |
| Map 17. HIV Seroprevalence among Prostitutes in Vietnam: 1998 .....                           | 37 |

|  |    |
|--|----|
| Map 18. HIV Seroprevalence among Pregnant Women in Vietnam: 1998 ..... | 39 |
|--|----|

### Figures

|  |    |
|--|----|
| Figure 1. HIV-1 Seroprevalence among Pregnant Women from Capital City or Major Urban Centers in Selected Countries ..... | 41 |
|--|----|

### Tables

|  |         |
|--|---------|
| Table 1. Estimates of HIV-1 Seroprevalence, by Residence and Risk Factor, for Developing Countries: Circa 1998 .....                           | 43 - 46 |
| Table 2. Estimates of HIV-2 Seroprevalence, by Residence and Risk Factor, for Developing Countries: Circa 1998 .....                           | 47      |
| Table 3. Detailed Listing of Estimates of HIV-1 and 2 Seroprevalence, by Residence and Risk Factor, for Developing Countries: Circa 1998 ..... | 48 - 58 |
| References .....   | 59 - 65 |

Several factors contribute to biases or confusion surrounding HIV seroprevalence estimates:

- Sample-Size Bias: The sample sizes of seroprevalence studies are generally very small. Small samples of non-random populations may tend to overestimate the seroprevalence.
- Nonrepresentative Samples: Many surveys are taken of populations convenient for the medical team drawing blood for testing. Therefore, many are "samples of convenience," taken in clinics or hospitals where the available sample of people may be sicker than those who do not attend the clinic.
- Geographic Bias: As in the case of samples of convenience, samples may also be taken in more-accessible rather than less-accessible geographic areas. Given what is known regarding the spread of HIV infection, we would expect that this would tend to bias upward the estimate of HIV seroprevalence, if the available sources are taken to represent the country as a whole. Note, however, that this particular factor may not bias estimates of seroprevalence in the geographic areas that were, in fact, surveyed.
- Testing Bias: In the first several years of the AIDS epidemic, the ELISA test was the predominant test used to determine seropositivity. The ELISA test, however, gives a number of false positives and, therefore, the test results must be confirmed by a second test; in general, the Western Blot. Not all studies report confirmatory testing, although they increasingly do so.
- HIV-1 and HIV-2 Overlap: In countries where both HIV-1 and HIV-2 are present, tests are done for both viruses and often find people who test positive for both. To report the people who are only infected with HIV-1 will understate the total infected population because it does not take into account the joint infections. Thus, care must be used in discussions of data from these areas to avoid either double counting or omitting various categories of infected population.

In order to minimize the biases and confusion in using current seroprevalence estimates, we have developed several criteria to select the most representative sample estimate:

- larger samples are generally favored over smaller samples;
- more recent estimates are selected over older estimates; and
- better-documented data are usually selected over poorly-documented data; data without documentation are not used.

## Recent HIV Seroprevalence Levels by Country: June 2000

### Introduction

Since 1987, the International Programs Center, Population Division, U. S. Census Bureau, has been compiling HIV seroprevalence information for its *HIV/AIDS Surveillance Data Base*. This work has been supported by funding from the U.S. Agency for International Development.

The present update to the data base incorporates all available epidemiological information for developing countries presented at the following Conference on AIDS, 5<sup>th</sup> International Congress on AIDS in Asia and the Pacific, Kuala Lumpur 1999, and XI International Conference on AIDS and STDs in Africa, Lusaka, and Zambia. Currently, the *HIV/AIDS Surveillance Data Base* contains about 53,139 individual data records drawn from 5,065 publications and presentations. It is our goal to incorporate all available data from seroprevalence studies conducted in developing countries.

Several items drawn from the data base are included in this report. These include summary tables showing available seroprevalence estimates for high- and low-risk population groups in major cities and outside major cities for all developing countries. Tables are provided for HIV-1 and HIV-2, where available. A figure showing the most recent data for pregnant women from the capital city or major urban centers of the most affected countries in each region is included. Urban data for Africa and three Asian countries, Cambodia, Thailand, and Vietnam have been plotted on maps as well, showing the distribution by country. A brief review of data quality issues and discussion of selection criteria follows. We recognize the somewhat arbitrary nature of this selection and welcome comments.

### Data Quality and Qualifications

With rare exception, surveys of HIV seroprevalence are not based on national samples. Therefore, every seroprevalence estimate has a bias if generalized beyond its sample population. The amount of bias is determined by how different the sampled population group or geographic area is from the generalized description placed on the estimate. For instance, an estimate of the HIV seroprevalence of pregnant women in Kampala, Uganda, may be generalized to "urban, low-risk group." Yet, Kampala is not representative of all urban areas in Uganda, and pregnant women are not representative of all low-risk adults (since by definition they may be more sexually active than many low-risk groups, such as the aged).

We will periodically update these materials with the latest and best available data, at times including a brief discussion of a topic of particular interest.

We welcome comments and suggestions from users of the data base. We also welcome copies of articles or references to information which may have been overlooked.

These criteria only attempt to minimize the biases in the data, not eliminate them. Therefore, all seroprevalence data must be used with caution.

### **Data Organization**

The data presented in the following seroprevalence tables are taken from the *HIV/AIDS Surveillance Data Base*. The specific rates presented are taken from the most recent studies with a sufficiently large sample size. Where recent data are not available and where sample sizes are small, footnotes qualify the data. In some cases, results from large samples were not included due to insufficient documentation about the sample design, tests or place. The data are imperfect and caution should be used in drawing conclusions. Although they are listed by country name, they are not national level estimates. We can only draw conclusions for the area where these studies were conducted.

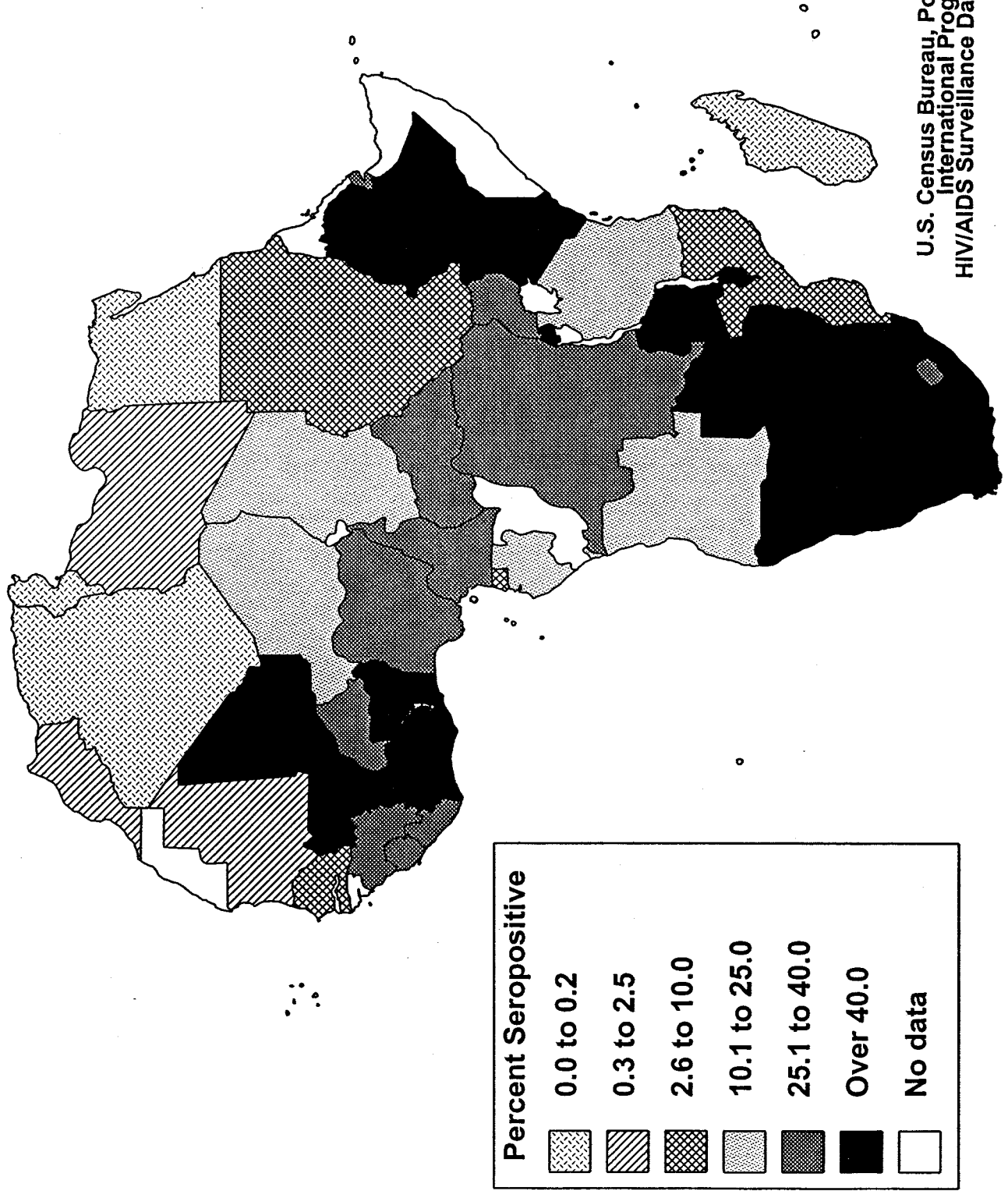
The tables that follow are based on data selected as the best available data on HIV-1 and HIV-2 seroprevalence among high- and low-risk populations in developing countries (see Tables 1 and 2). The terms "high risk" and "low risk" are used in these tables and charts to differentiate population subgroups with known risk factors for HIV infection from those without such known risks. As a result of the various transmission modes and the prevalence of the virus in Africa, no group can be considered to have no risk of infection. Sampled populations treated as high risk in this report include prostitutes, bar girls, etc.; clients of prostitutes; and sexually-transmitted disease clinic patients. Sampled populations considered to be low risk include the general population with no known risk, pregnant women, and blood donors.

Data were selected using criteria of sample size, recency of data, presence of two diagnostic tests, and minimal evident bias in sample selection, given the target population. Since each figure is based on a single study, it is not an average or composite figure. As yet, there are insufficient comparable studies to make estimates of an "average" seroprevalence meaningful. Detailed sample information for these studies is contained in Table 3. Sources for the data shown in the tables are contained in a unified reference listing.

The tables are also divided by Capital/Major City and Outside Major City. In many studies it is difficult to determine whether or not the universe is a strictly rural area. The geographical boundaries may include some urbanized centers. Is a sample drawn from three villages necessarily a study of the rural population? When the study area is described as a province in the country it is listed in the table as outside the capital/major city. It is usually fairly clear when a study is conducted in the capital or a major city.

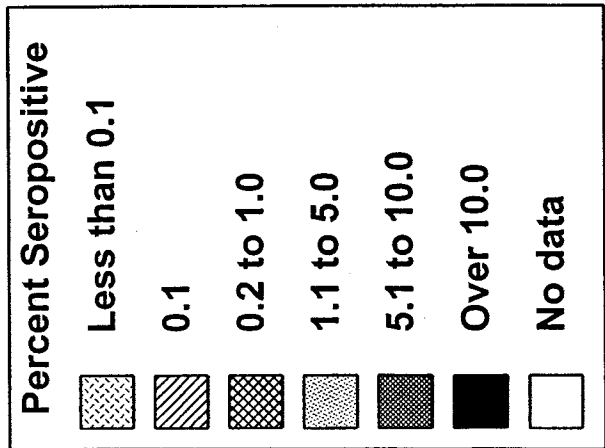
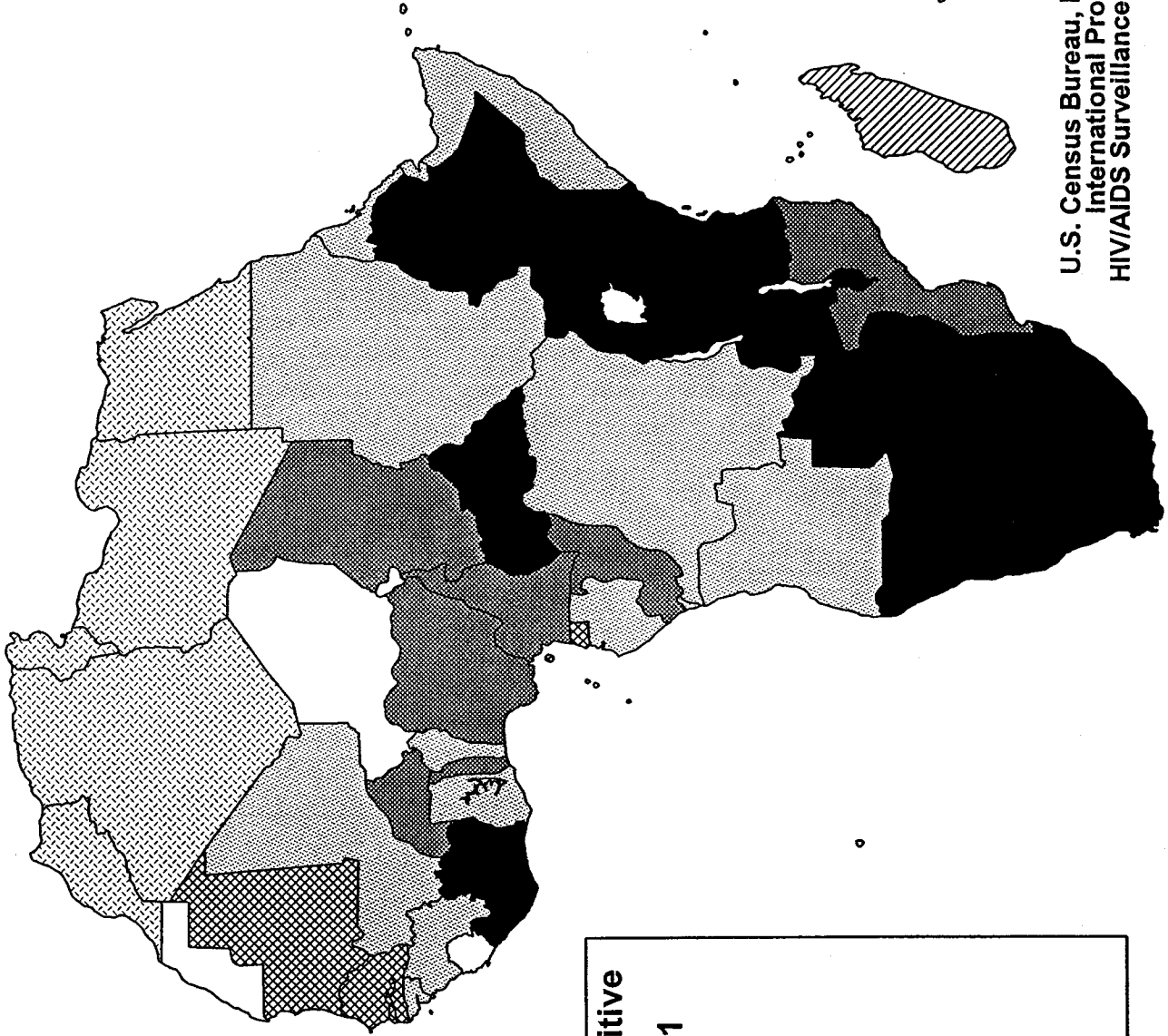


# African HIV-1 Seroprevalence for High-Risk Urban Populations



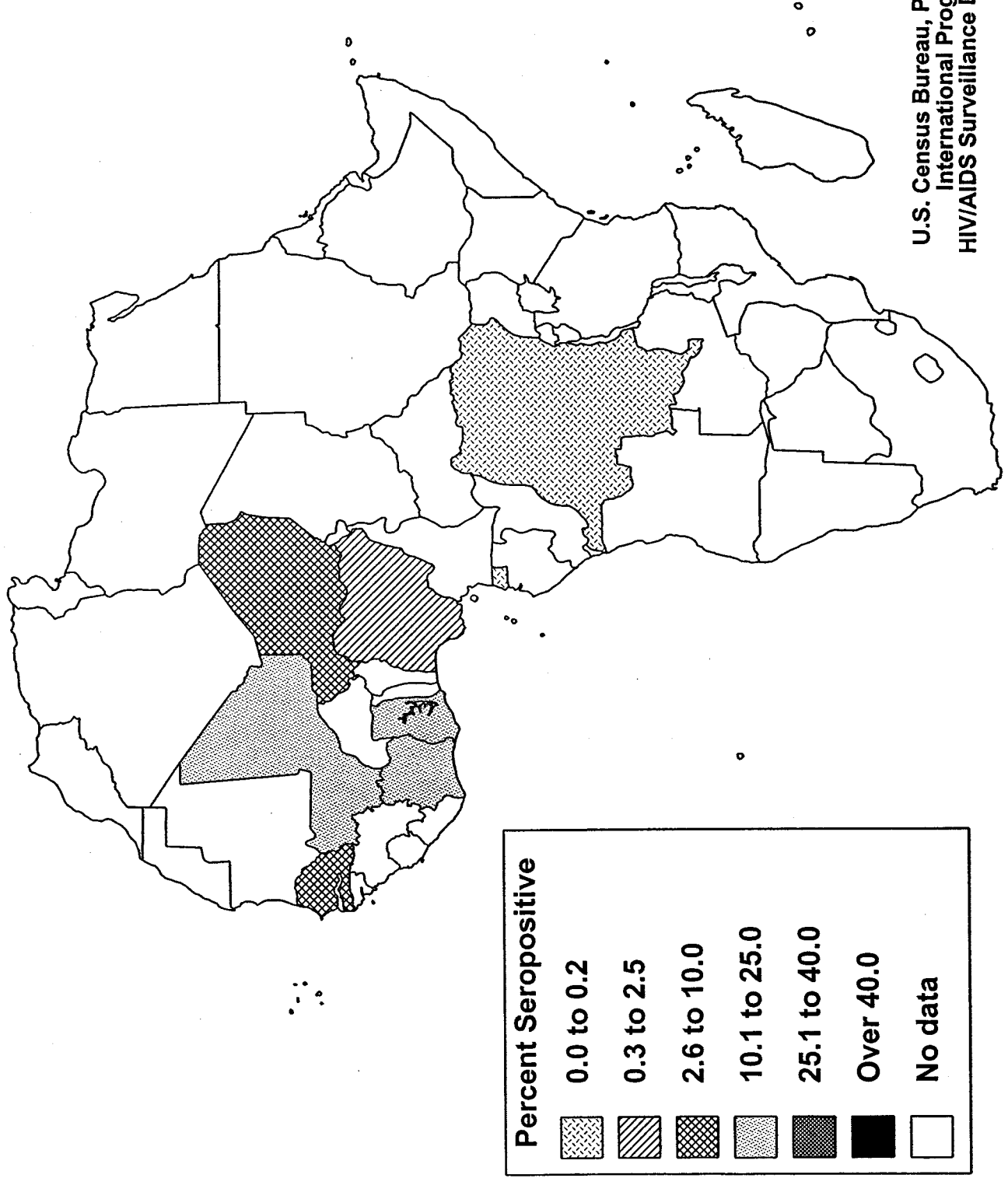
U.S. Census Bureau, Population Division,  
International Programs Center,  
HIV/AIDS Surveillance Data Base, June 2000.

# African HIV-1 Seroprevalence for Low-Risk Urban Populations



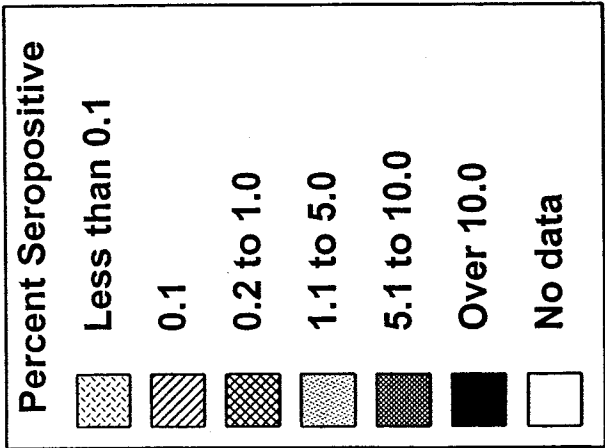
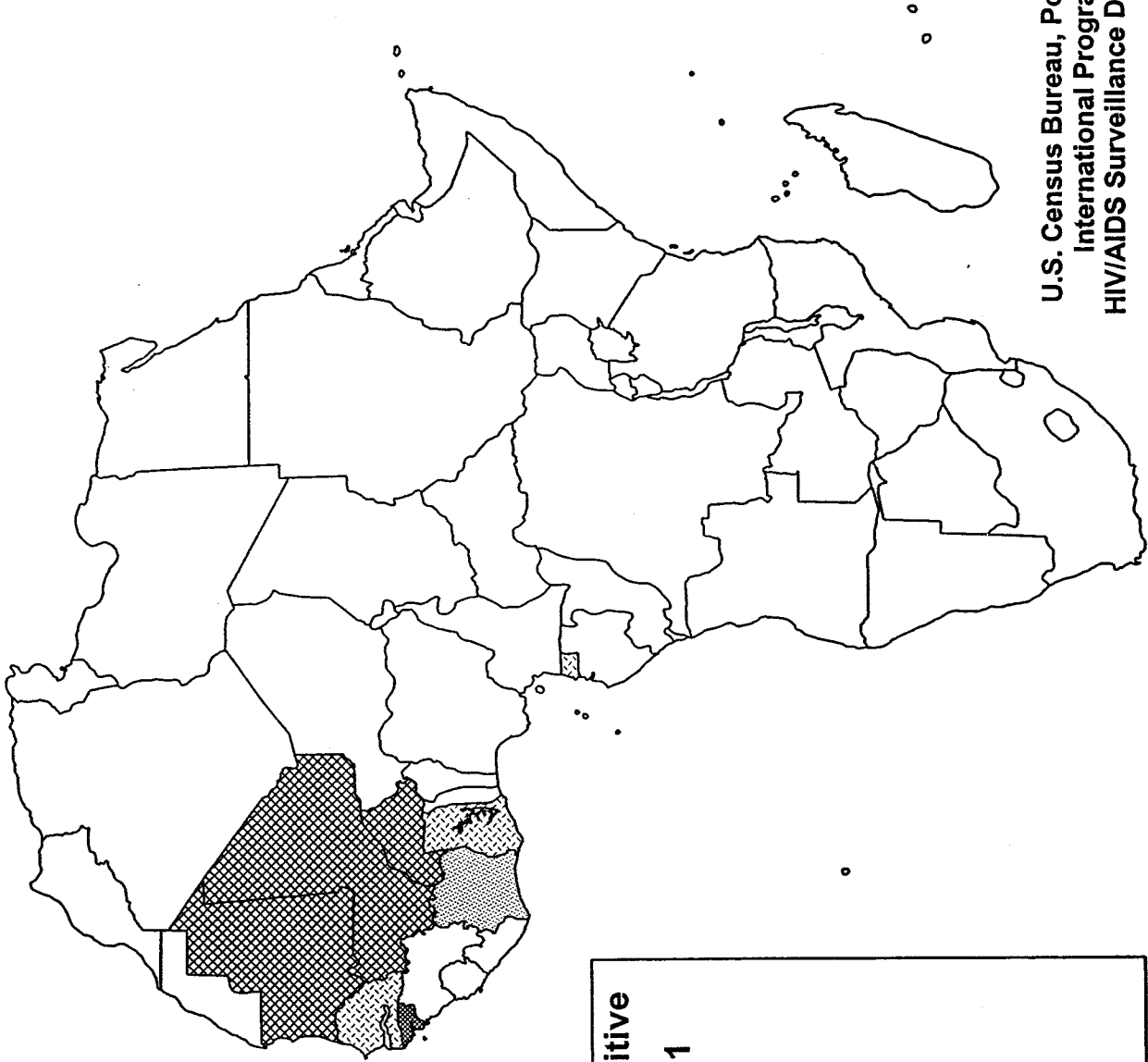
U.S. Census Bureau, Population Division,  
International Programs Center,  
HIV/AIDS Surveillance Data Base, June 2000.

# African HIV-2 Seroprevalence for High-Risk Urban Populations



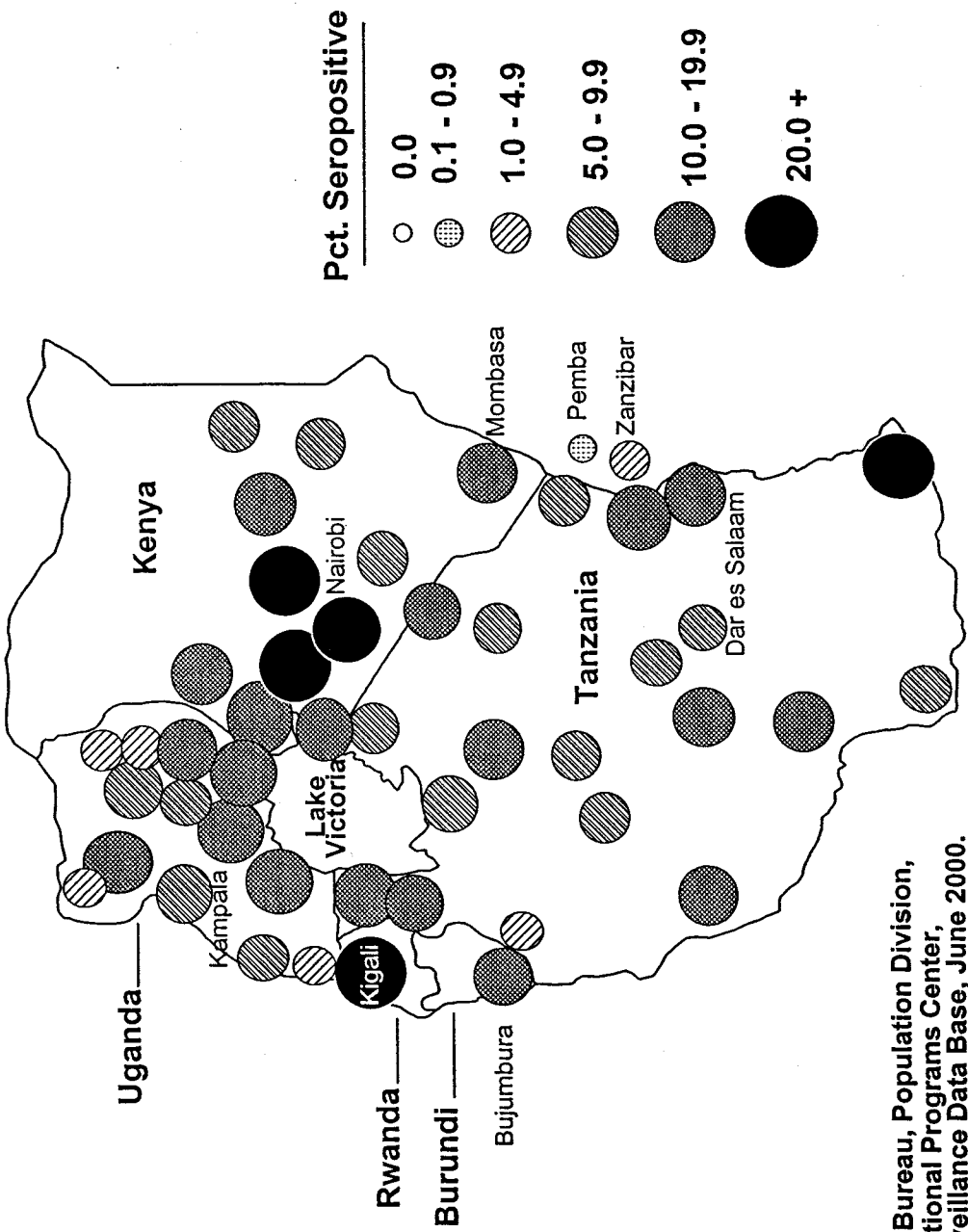
U.S. Census Bureau, Population Division,  
 International Programs Center,  
 HIV/AIDS Surveillance Data Base, June 2000.

# African HIV-2 Seroprevalence for Low-Risk Urban Populations



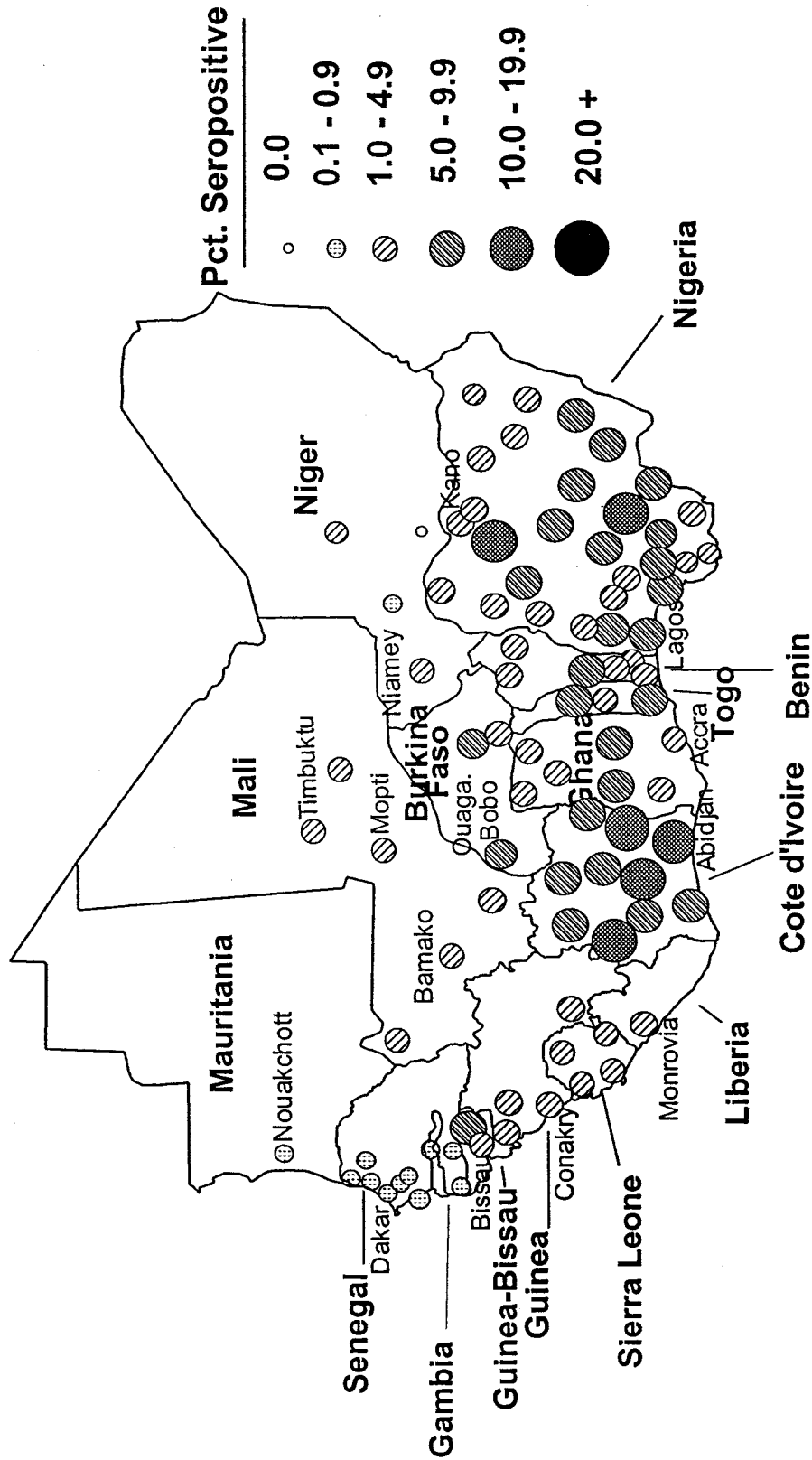
U.S. Census Bureau, Population Division,  
International Programs Center,  
HIV/AIDS Surveillance Data Base, June 2000.

# Seroprevalence of HIV-1 for Low-Risk Populations in East Africa



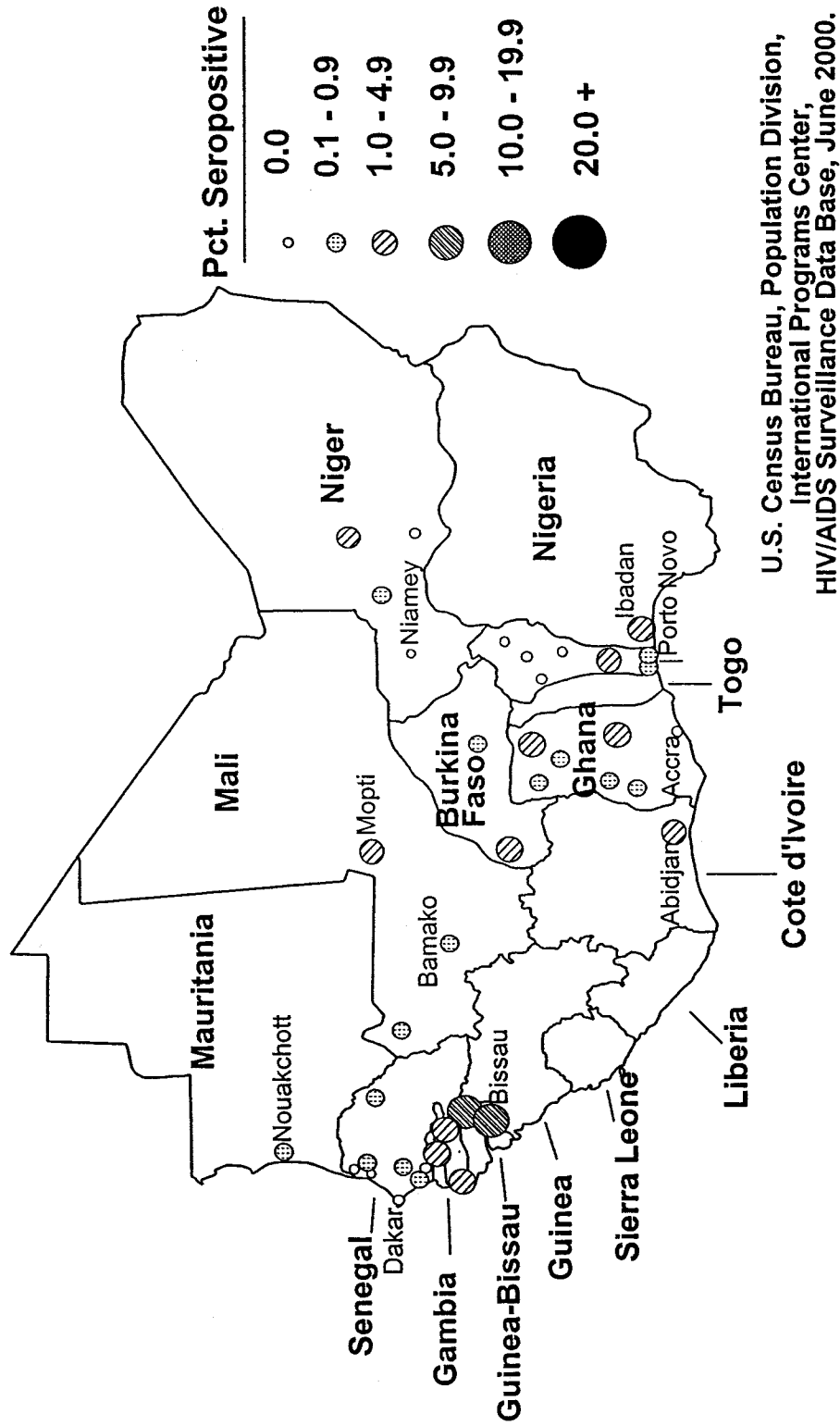
U.S Census Bureau, Population Division,  
International Programs Center,  
HIV/AIDS Surveillance Data Base, June 2000.

# Seroprevalence of HIV-1 for Low-Risk Populations in West Africa

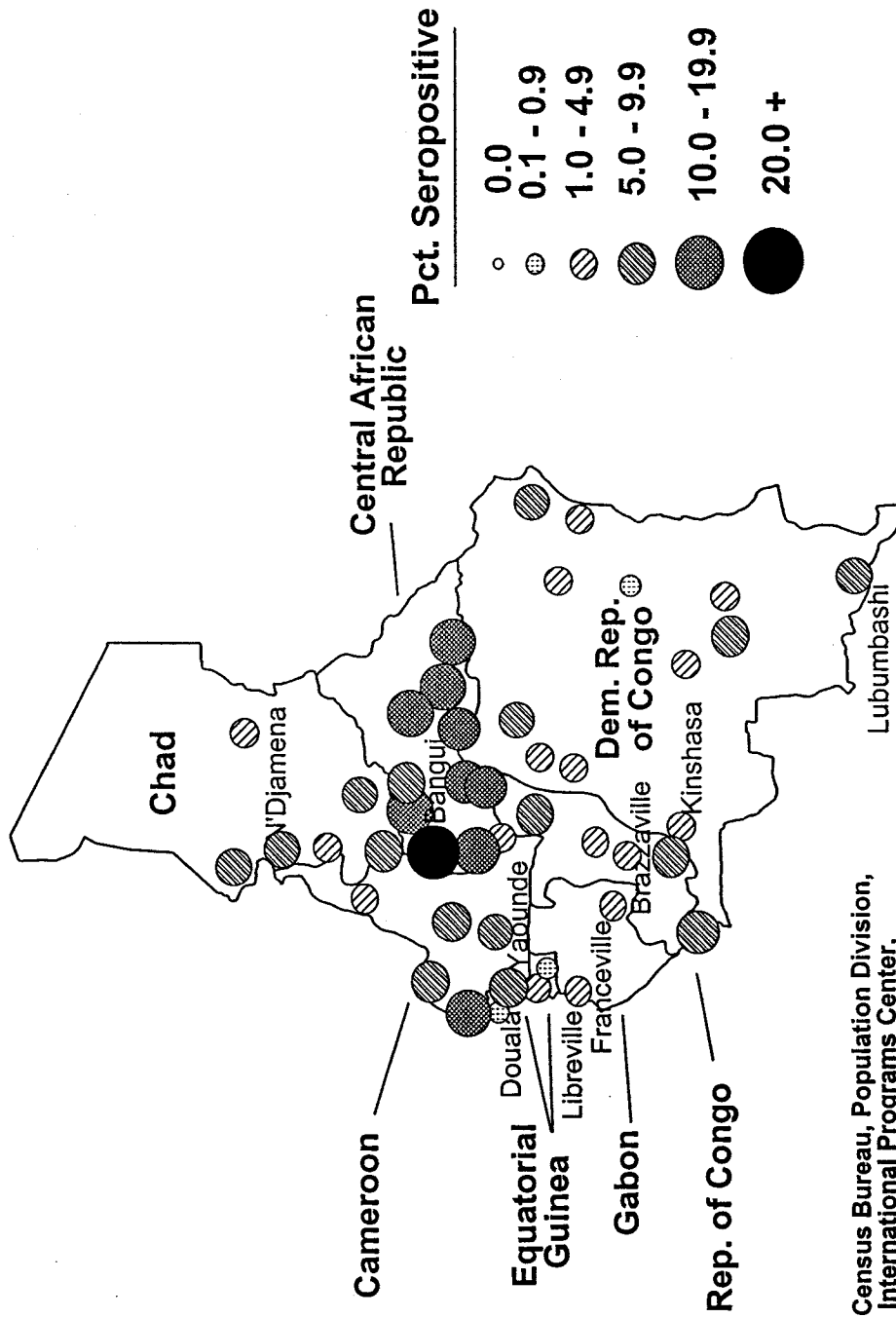


U.S. Census Bureau, Population Division,  
International Programs Center,  
HIV/AIDS Surveillance Data Base, June 2000.

# Seroprevalence of HIV-2 for Low-Risk Populations in West Africa



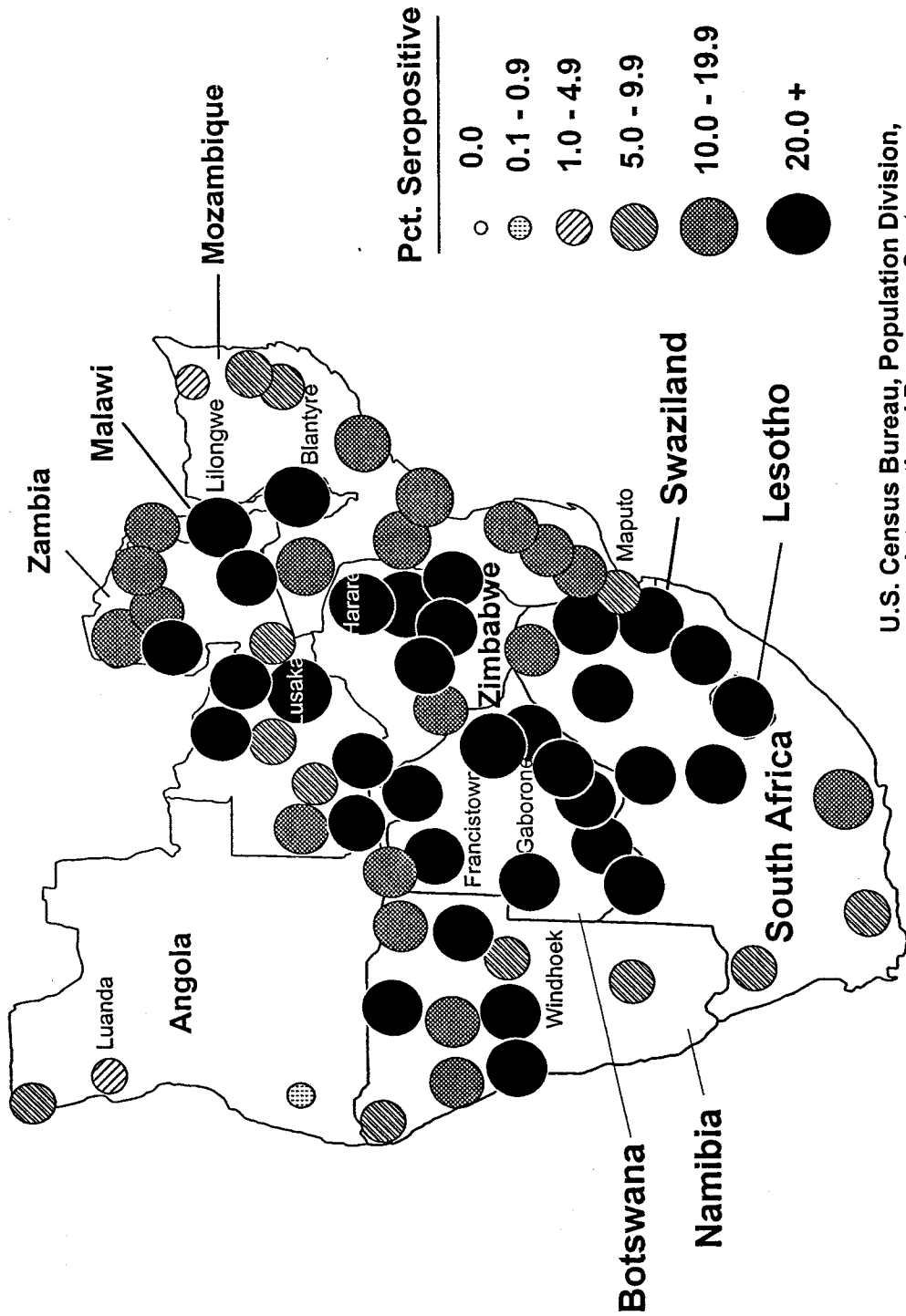
# Seroprevalence of HIV-1 for Low-Risk Populations in Central Africa



U.S. Census Bureau, Population Division,  
International Programs Center,  
HIV/AIDS Surveillance Data Base, June 2000.

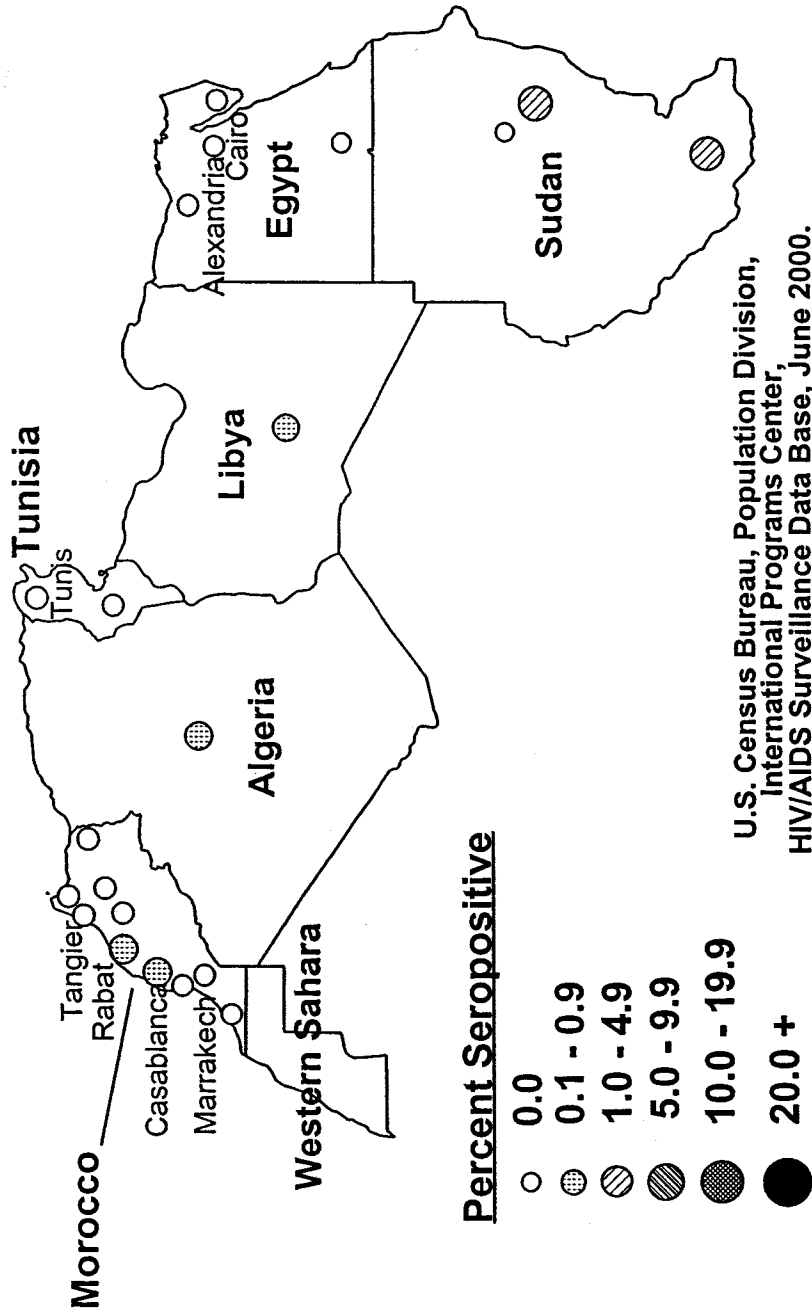


# Seroprevalence of HIV-1 for Low-Risk Populations in Southern Africa

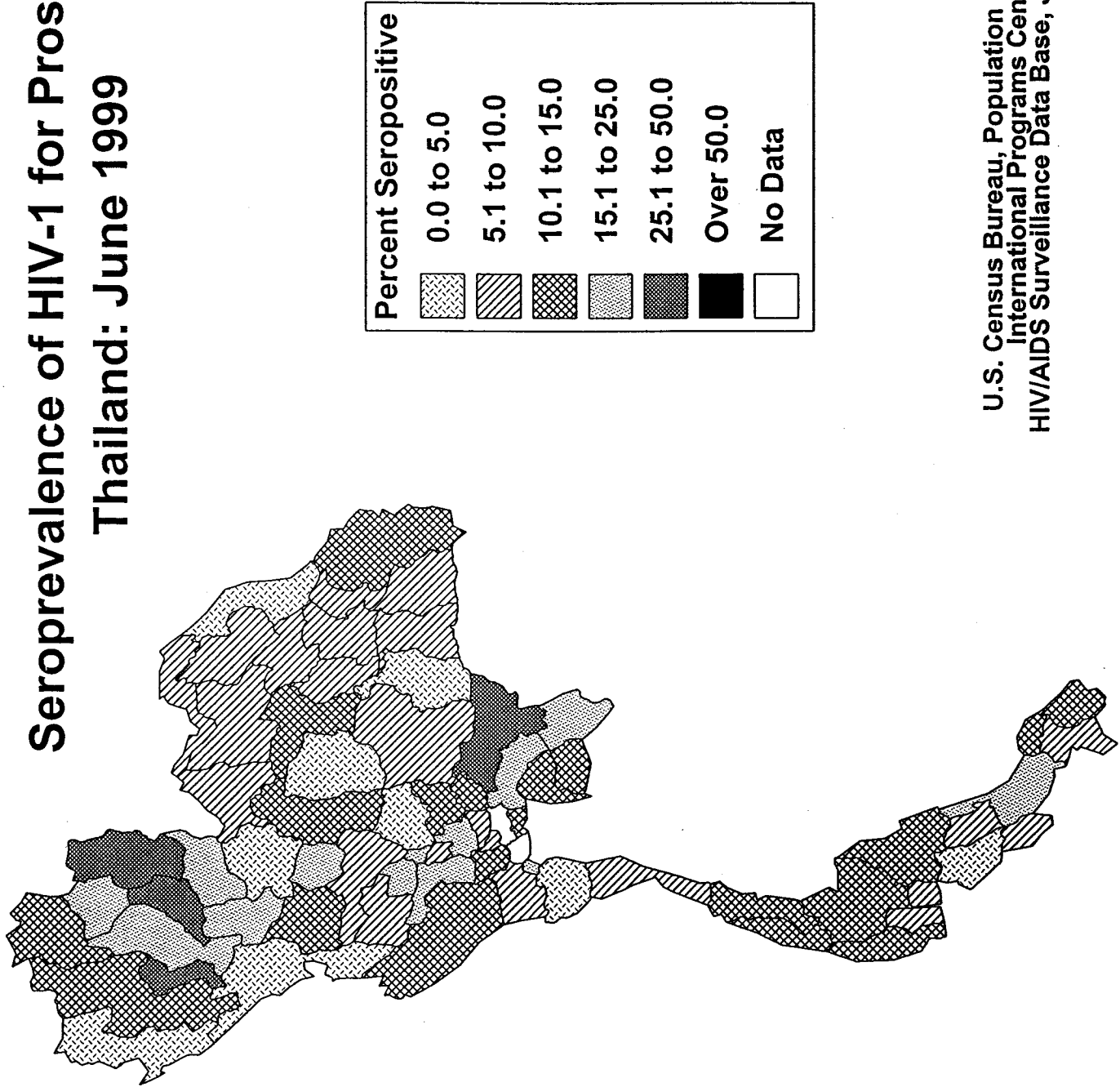


U.S. Census Bureau, Population Division,  
International Programs Center,  
HIV/AIDS Surveillance Data Base, June 2000.

# Seroprevalence of HIV-1 for Low-Risk Populations in North Africa

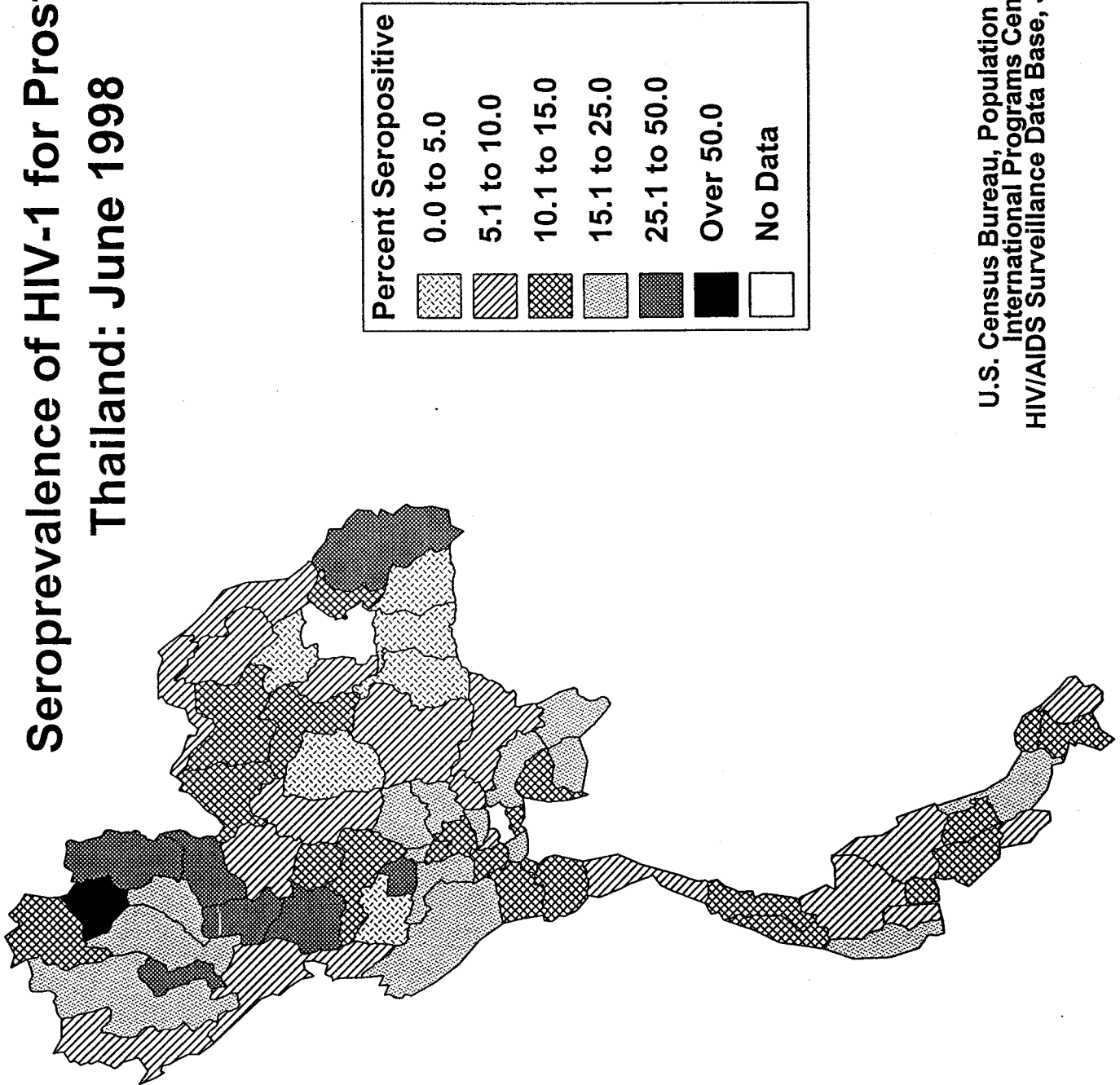


# Seroprevalence of HIV-1 for Prostitutes Thailand: June 1999



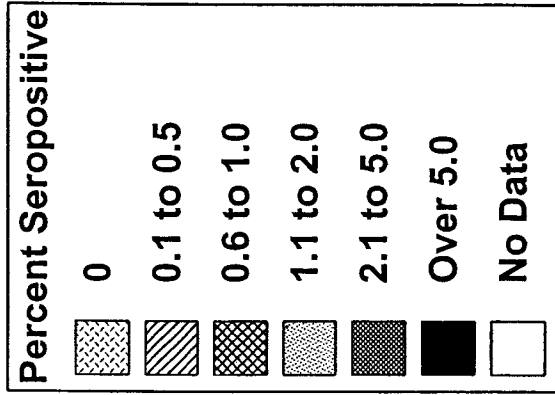
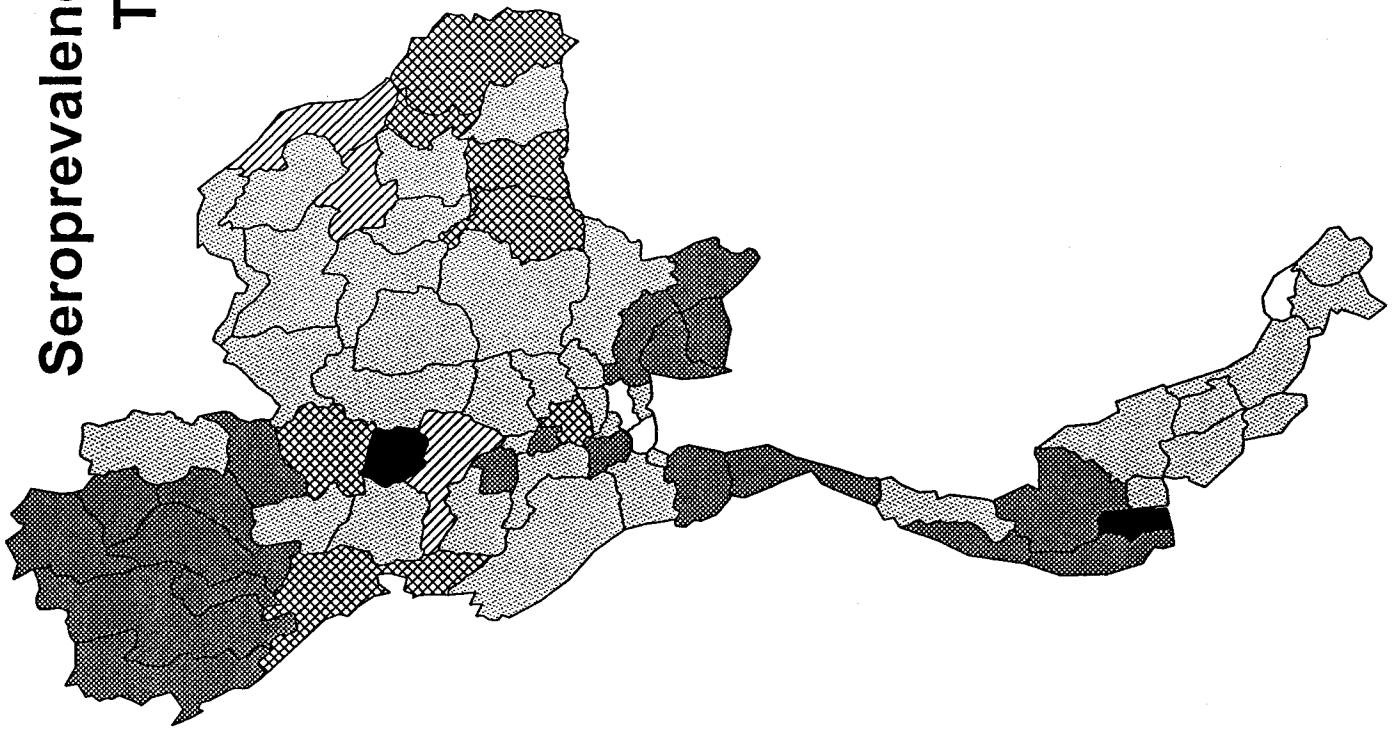
U.S. Census Bureau, Population Division,  
International Programs Center,  
HIV/AIDS Surveillance Data Base, June 2000.

# Seroprevalence of HIV-1 for Prostitutes Thailand: June 1998



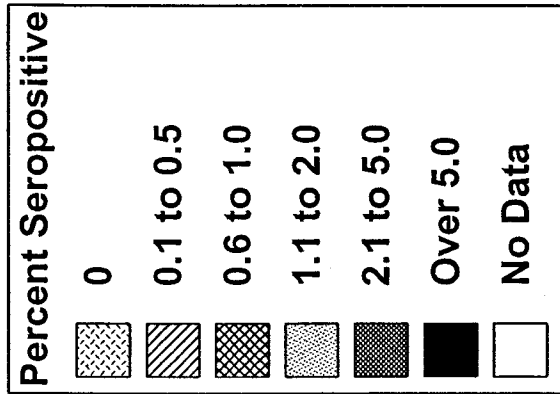
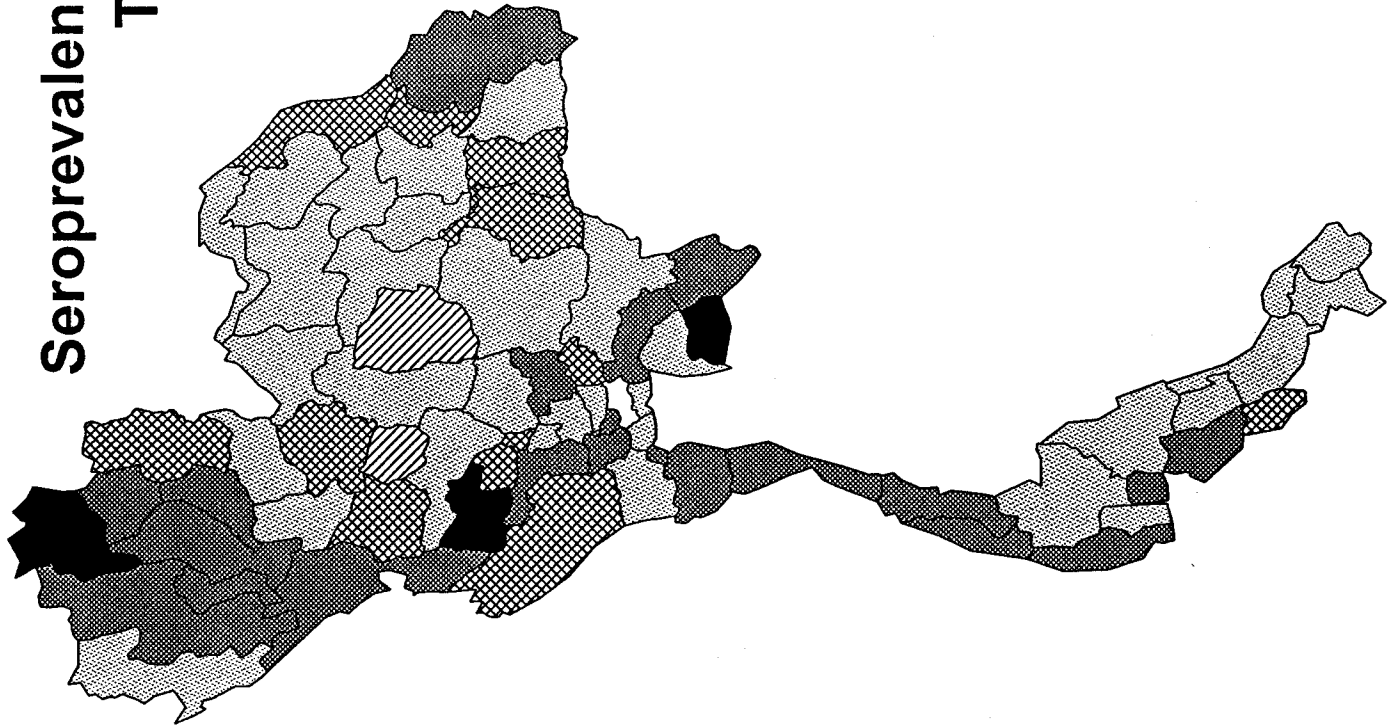
U.S. Census Bureau, Population Division,  
International Programs Center,  
HIV/AIDS Surveillance Data Base, June 2000.

# Seroprevalence of HIV-1 for Pregnant Women Thailand: June 1999



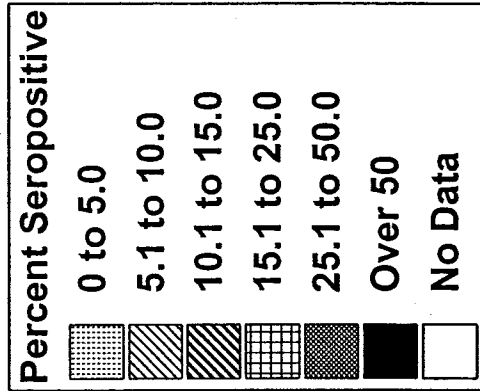
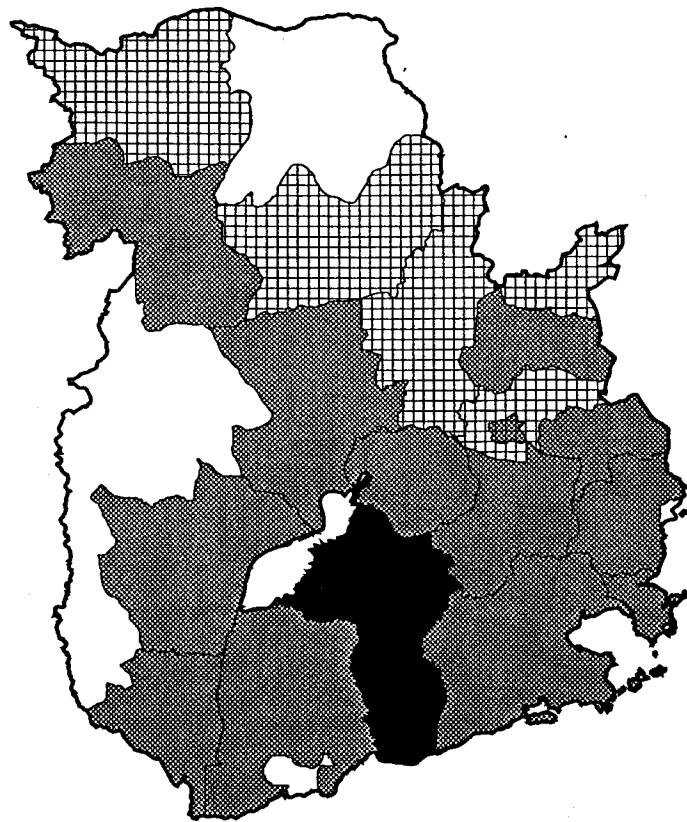
U.S. Census Bureau, Population Division,  
International Programs Center,  
HIV/AIDS Surveillance Data Base, June 2000.

# Seroprevalence of HIV-1 for Pregnant Women Thailand: June 1998



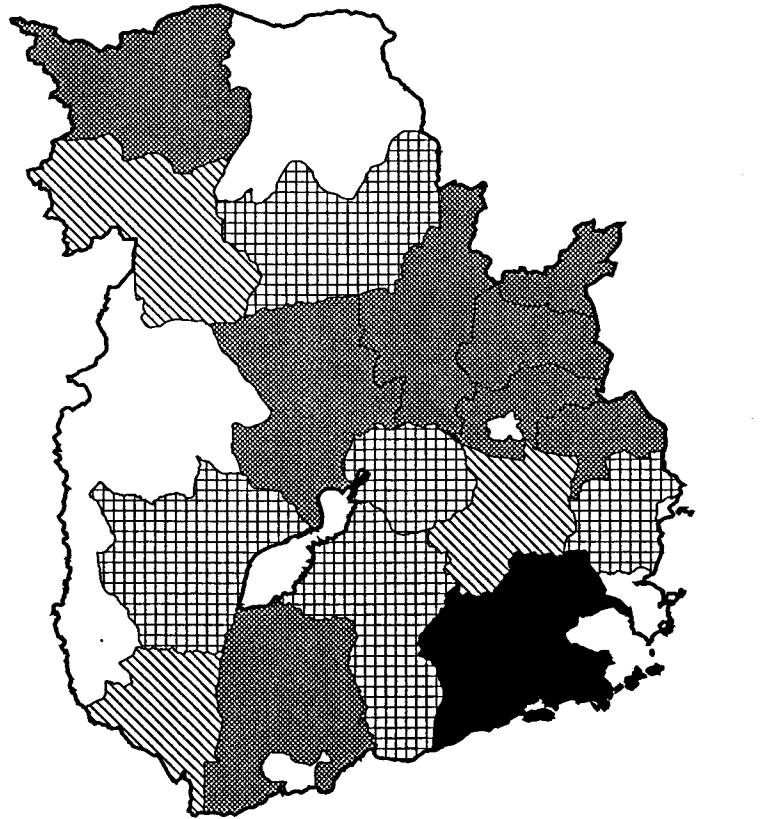
U.S. Census Bureau, Population Division,  
International Programs Center,  
HIV/AIDS Surveillance Data Base, June 2000.

# HIV Seroprevalence among Prostitutes in Cambodia: 1998



U.S. Census Bureau, Population Division,  
International Programs Center,  
HIV/AIDS Surveillance Data Base, June 2000.


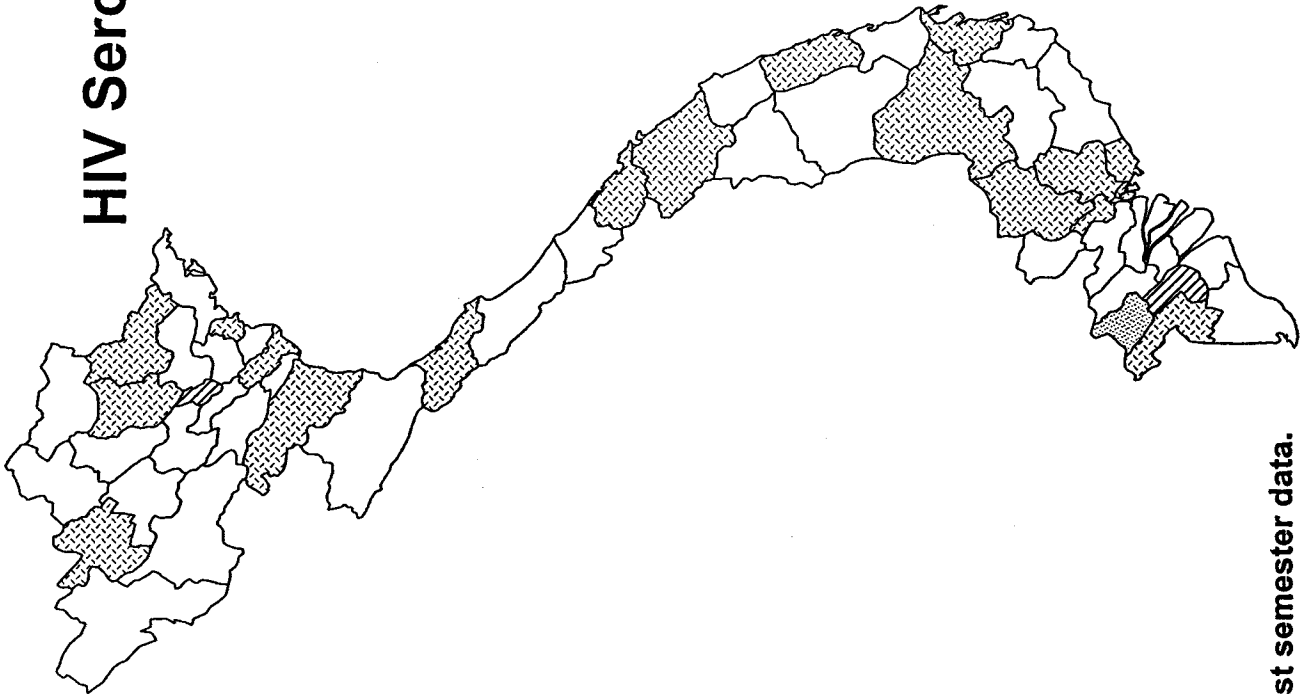
# HIV Seroprevalence among Married Women of Reproductive Age in Cambodia: 1998



U.S. Census Bureau, Population Division,  
International Programs Center,  
HIV/AIDS Surveillance Data Base, June 2000.




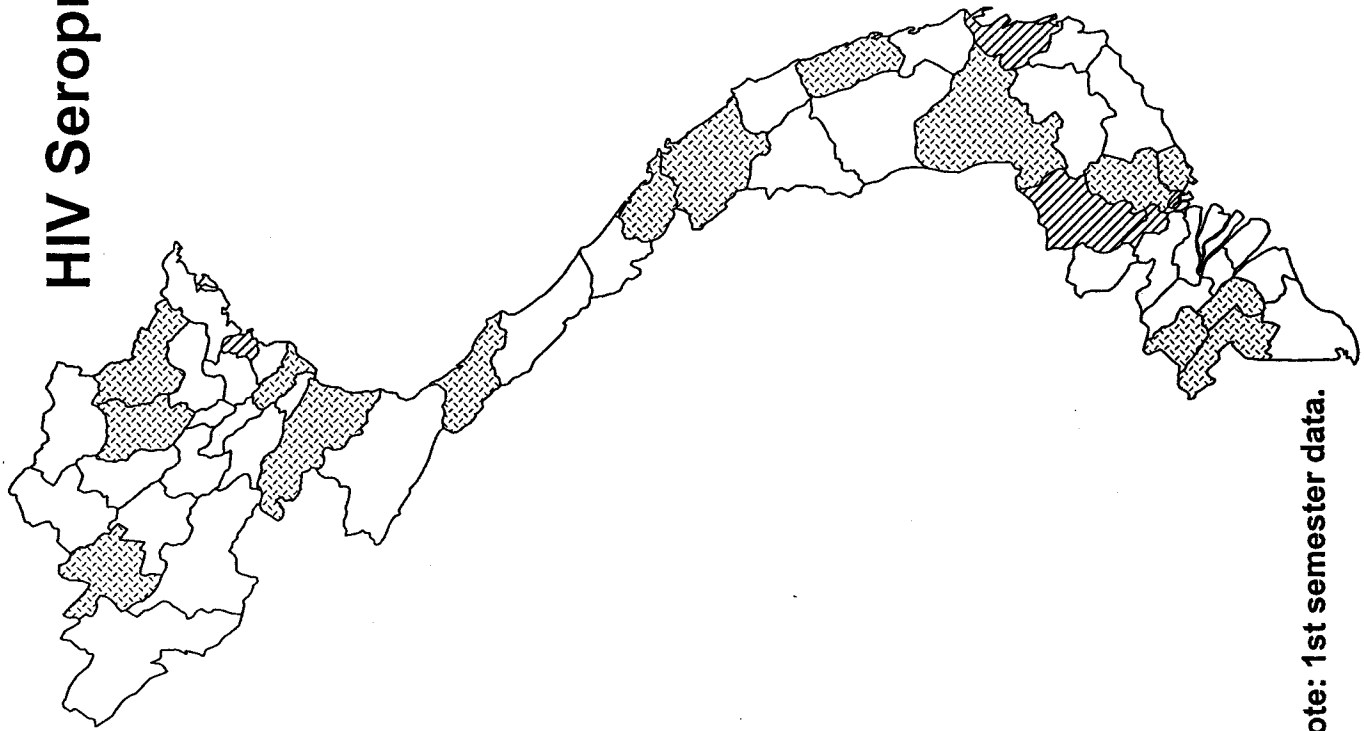
# HIV Seroprevalence among Prostitutes Vietnam: 1999



Footnote: 1st semester data.

U.S. Census Bureau, Population Division,  
International Programs Center,  
HIV/AIDS Surveillance Data Base, June 2000.

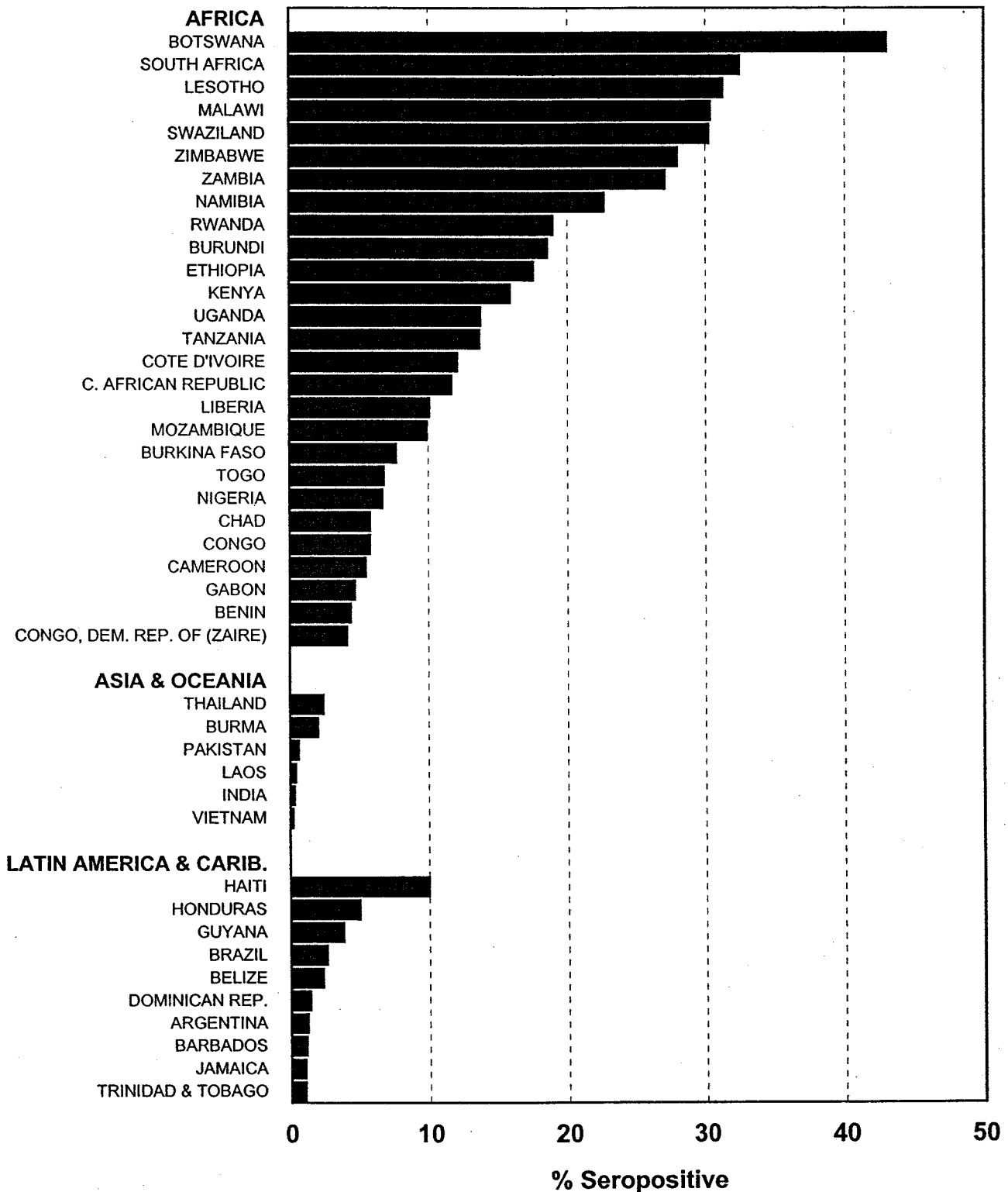
# HIV Seroprevalence among Pregnant Women Vietnam: 1999



Footnote: 1st semester data.

U.S. Census Bureau, Population Division,  
International Programs Center,  
HIV/AIDS Surveillance Data Base, June 2000.

# HIV-1 Seroprevalence Among Pregnant Women from Capital City or Major Urban Centers in Selected Countries



Footnote: Based on the most recent available data.

Table 1: Estimates of HIV-1 Seroprevalence, by Residence and Risk Factor, for Selected Countries: Circa 1999

| Region and Country      | Capital/Major City |           | Outside Major City |           | Urban City Sources |           | Outside City Sources |           |
|-------------------------|--------------------|-----------|--------------------|-----------|--------------------|-----------|----------------------|-----------|
|                         | Low Risk           | High Risk | Low Risk           | High Risk | Low Risk           | High Risk | Low Risk             | High Risk |
| Sierra Leone            | -                  | 26.7      | -                  | -         |                    | K0209     |                      |           |
| Somalia                 | 3.0                | -         | 1.0                | -         | A0231              |           | A0231                |           |
| South Africa            | 32.5 b             | 50.3      | 9.9 b              | -         | R0204              | R0180     | R0204                |           |
| Sudan                   | 3.5 b              | 6.6       | -                  | -         | S0480              | M0554     |                      |           |
| Swaziland               | 30.3               | 49.8      | 31.5               | 49.5      | S0444              | S0444     | S0444                | S0444     |
| Tanzania                | 13.7               | 24.4 b    | 18.2 bc            | 27.3 c    | K0308              | M0563     | T0208                | T0207     |
| Togo                    | 6.8                | 78.9      | 4.6                | -         | T0177              | B0020     | T0177                |           |
| Tunisia                 | .0                 | .0        | -                  | -         | S0486              | S0486     |                      |           |
|                         |                    | .3        |                    |           |                    | S0486     |                      |           |
| Uganda                  | 13.8 bc            | 29.4 b    | 7.7 b              | -         | U0049              | U0049     | U0049                |           |
| Western Sahara          | -                  | -         | -                  | -         |                    |           |                      |           |
| Zambia                  | 27.1 c             | 68.7      | 10.3               | -         | N0241              | B0406     | N0241                |           |
| Zimbabwe                | 28.0               | 86.0      | 29.3               | 71.8      | Z0076              | M0433     | Z0076                | Z0061     |
| <b>ASIA AND OCEANIA</b> |                    |           |                    |           |                    |           |                      |           |
| Australia               | .3 b               | .4        | -                  | -         | K0245              | N0222     |                      |           |
| Bahrain                 | .2                 | .9        | -                  | -         | B0164              | B0164     |                      |           |
| Bangladesh              |                    | .6        | -                  | -         |                    | I0050     |                      |           |
|                         |                    | 2.5       |                    |           |                    | I0050     |                      |           |
| Burma                   | 2.0                | 16.1      | .8                 | 2.0       | M0620              | M0620     | M0620                | M0620     |
| Cambodia                | 3.8                | 61.3      | 2.5                | 28.0      | S0476              | S0476     | S0476                | S0476     |
| China, Hong Kong        | .0                 | .1        | -                  | -         | W0112              | L0156     |                      |           |
| China, Mainland         | .0                 | 2.3 bc    | -                  | -         | F0097              | Q0013     |                      |           |
|                         |                    | 25.6 c    |                    |           |                    | C0315     |                      |           |
| China, Taiwan           |                    | .0        | -                  | -         |                    | Y0031     |                      |           |
|                         |                    | 7.7       |                    |           |                    | C0308     |                      |           |
| Cyprus                  | .0                 | .0        | -                  | -         | S0486              | S0486     |                      |           |
| India                   | .3 c               | .8        | .3                 | 5.6       | N0252              | N0252     | N0252                | N0252     |
|                         | 2.6 c              | 56.3 c    |                    |           |                    |           |                      |           |
| Indonesia               | .0                 | .2        | -                  | .0        | D0253              | P0218     |                      | C0307     |
| Iran                    | .0 b               | .5        | -                  | -         | S0486              | S0486     |                      |           |
| Iraq                    | .0                 | .0        | -                  | -         | S0486              | S0486     |                      |           |
| Japan                   | .0                 | 19.4      | -                  | -         | K0333              | I0045     |                      |           |
| Jordan                  | .0                 | .0        | -                  | -         | S0486              | S0486     |                      |           |
| Kuwait                  | .0                 | .0        | -                  | -         | K0303              | S0486     |                      |           |
|                         |                    | .0        |                    |           |                    | S0486     |                      |           |
| Laos                    | .4                 | -         | -                  | -         | L0262              |           |                      |           |
| Lebanon                 | .0                 | .0        | -                  | -         | S0486              | S0486     |                      |           |
| Malaysia                | .0                 | 6.3       | .1                 | .9        | I0054              | I0054     | J0058                | J0058     |
|                         |                    | 16.8      |                    |           |                    | I0054     |                      |           |
| Nepal                   | -                  | 16.0      | -                  | 4.3       |                    | T0211     |                      | R0198     |
| New Zealand             | .0                 | .5        | -                  | -         | N0242              | N0242     |                      |           |
| Oman                    | .0                 | .0 b      | -                  | -         | S0486              | S0486     |                      |           |
| Pakistan                | .6                 | 3.7       | -                  | -         | P0144              | P0144     |                      |           |
| Papua New Guinea        | .2                 | 1.9       | -                  | -         | M0506              | M0506     |                      |           |
| Philippines             | .0                 | .0        | -                  | -         | W0112              | D0210     |                      |           |
| Qatar                   | .0                 | 4.5       | -                  | -         | S0486              | S0486     |                      |           |
| Singapore               | .0                 | 3.7 b     | -                  | -         | W0112              | G0161     |                      |           |

Table 1: Estimates of HIV-1 Seroprevalence, by Residence and Risk Factor, for Selected Countries: Circa 1999

| Region and Country   | Capital/Major City |           | Outside Major City |           | Urban City Sources |           | Outside City Sources |           |
|----------------------|--------------------|-----------|--------------------|-----------|--------------------|-----------|----------------------|-----------|
|                      | Low Risk           | High Risk | Low Risk           | High Risk | Low Risk           | High Risk | Low Risk             | High Risk |
| <b>AFRICA</b>        |                    |           |                    |           |                    |           |                      |           |
| Algeria              | .0                 | .0        | -                  | -         | R0196              | R0196     |                      |           |
| Angola               | 3.4 b              | 19.4 b    | 8.0b               | -         | U0057              | G0264     | G0264                |           |
| Benin                | 4.4 c              | 57.5      | 1.5                | 5.9       | A0229              | B0406     | A0229                | A0229     |
| Botswana             | 43.0               | 60.4      | 32.7 c             | 50.8 c    | J0074              | J0074     | J0074                | J0074     |
| * Burkina Faso       | 7.7 ac             | 28.6      | 6.6 a              | -         | B0393              | O0101     | B0393                |           |
| Burundi              | 18.6               | -         | 3.9                | -         | N0239              |           | B0386                |           |
| * Cameroon           | 5.5                | 33.3      | 6.7                | 9.0       | M0614              | B0406     | B0344                | Z0045     |
| Cape Verde           | -                  | -         | -                  | -         |                    |           |                      |           |
| Central African Rep. | 11.7 c             | 27.9      | 15.3               | 33.3      | M0541              | M0610     | M0541                | M0541     |
| Chad                 | 5.8 c              | 13.4      | 5.0 c              | 21.6 bc   | C0312              | A0200     | C0312                | C0312     |
|                      |                    |           |                    |           | C0313              |           | C0313                | C0313     |
| Comoros              | .0                 | 56.8      | -                  | -         | T0171              | D0227     |                      |           |
| Congo                | 5.8                | -         | -                  | -         | P0186              |           |                      |           |
| * Congo, Dem. Rep.   | 4.1 c              | 29.0      | 3.9                | -         | D0246              | M0549     | B0389                |           |
| * Cote d'Ivoire      | 12.1 a             | 61.0 ab   | 9.8 b              | -         | K0309              | G0223     | S0492                |           |
| Djibouti             | 2.4                | 28.2      | -                  | -         | B0362              | B0362     |                      |           |
| Egypt                | .0                 | .0        | -                  | -         | S0486              | S0486     |                      |           |
| * Equatorial Guinea  | .4                 | 3.2       | .3                 | 2.2       | Z0077              | Z0077     | S0397                | S0397     |
| Eritrea              | 3.0 b              | -         | -                  | 25.0 b    | T0147              |           |                      | T0147     |
| Ethiopia             | 17.6 bc            | 73.7      | 9.2                | 16.2 b    | S0443              | A0237     | A0230                | A0230     |
| Gabon                | 4.7                | 16.7 b    | -                  | -         | M0535              | M0535     |                      |           |
| Gambia, The          | 1.0                | -         | 2.4 bc             | -         | L0247              |           | L0247                |           |
| * Ghana              | 2.7 c              | 72.6 a    | 3.4 a              | -         | G0261              | M0558     | G0261                |           |
| Guinea               | 1.5 b              | 36.6      | 1.4 b              | -         | N0215              | B0271     | N0215                |           |
| * Guinea-Bissau      | 2.6 a              | -         | 3.4                | -         | N0209              |           | C0265                |           |
| Kenya                | 15.9               | 74.7      | 5.6 b              | -         | J0076              | B0406     | N0253                |           |
| Lesotho              | 31.3               | 35.6      | 27.1               | 40.7      | L0272              | M0515     | U0054                | U0054     |
| Liberia              | 10.1 b             | 28.7 b    | -                  | -         | L0279              | E0064     |                      |           |
| Libya                | .0                 | .5        | -                  | -         | S0486              | S0486     |                      |           |
| Madagascar           | .1                 | .0        | .4                 | 1.3       | R0143              | I0049     | R0173                | I0049     |
| Malawi               | 30.4               | 70.4      | 11.2               | -         | N0243              | K0233     | N0243                |           |
| * Mali               | 2.5 a              | 42.1 a    | 2.2                | -         | B0341              | K0254     | C0207                |           |
| * Mauritania         | .5 a               | .9        | -                  | 1.7       | A0166              | A0166     |                      | A0173     |
| Mauritius            | -                  | -         | .0                 | 7.5       |                    |           | M0594                | M0594     |
| Mayotte              | -                  | -         | -                  | -         |                    |           |                      |           |
| Morocco              | .0                 | .9 b      | -                  | -         | M0590              | M0590     |                      |           |
| Mozambique           | 9.9                | 9.0 b     | 17.0               | 27.3 b    | A0228              | A0228     | A0228                | A0228     |
| Namibia              | 22.7               | 44.6      | 12.6               | 27.7 b    | N0251              | N0251     | N0251                | N0251     |
| * Niger              | -                  | 23.6 a    | 2.1 a              | 33.6 a    |                    | H0141     | O0093                | A0212     |
| * Nigeria            | 6.7 c              | 30.5 a    | 5.0                | 60.6 a    | A0245              | E0059     | A0245                | E0059     |
| Reunion              | -                  | -         | -                  | -         |                    |           |                      |           |
| Rwanda               | 19.0 bc            | 42.1 c    | 7.5 b              | 13.2      | V0091              | V0089     | V0091                | V0089     |
| St. Helena           | -                  | -         | -                  | -         |                    |           |                      |           |
| Sao Tome & Principe  | -                  | -         | -                  | -         |                    |           |                      |           |
| * Senegal            | .4 a               | 6.1 a     | .5 a               | 21.9 a    | S0485              | S0485     | S0485                | S0485     |
| Seychelles           | -                  | 1.6 b     | -                  | -         |                    | C0266     |                      |           |

Table 1: Estimates of HIV-1 Seroprevalence, by Residence and Risk Factor, for Selected Countries: Circa 1999

| Region and Country | Capital/Major City |           | Outside Major City |           | Urban City Sources |           | Outside City Sources |           |
|--------------------|--------------------|-----------|--------------------|-----------|--------------------|-----------|----------------------|-----------|
|                    | Low Risk           | High Risk | Low Risk           | High Risk | Low Risk           | High Risk | Low Risk             | High Risk |
| Estonia            | .0                 | .2        | -                  | -         | E0066              | M0556     |                      |           |
| Georgia            | .0                 | .0        | -                  | -         | G0250              | E0066     |                      |           |
| Hungary            | .0                 | .0        | -                  | -         | H0148              | G0250     |                      |           |
| Kazakhstan         | .0                 | .0        | -                  | -         | K0301              | H0148     |                      |           |
| Kyrgyzstan         | .0                 | -         | -                  | -         | K0298              | U0051     |                      |           |
| Latvia             | .0                 | .1        | -                  | -         | L0270              | K0301     |                      |           |
|                    |                    | 11.0      |                    |           |                    | L0270     |                      |           |
| Lithuania          | .0                 | .0        | -                  | -         | L0268              | L0270     |                      |           |
| Moldova            | .0                 | 1.3       | -                  | -         | M0581              | L0268     |                      |           |
| Poland             | .0                 | 45.9      | -                  | 38.0      | P0206              | M0581     |                      | A0208     |
| Romania            | .0                 | .5        | -                  | -         | R0187              | P0206     |                      |           |
| Russia             | .0                 | .7        | -                  | -         | P0191              | R0187     |                      |           |
| Slovakia           | .0                 | .0        | -                  | -         | S0477              | P0191     |                      |           |
| Slovenia           | .0                 | 1.5       | -                  | -         | S0461              | S0477     |                      |           |
| Ukraine            | .0                 | 0.6       | .2                 | 2.3       | U0050              | S0461     | U0050                | U0050     |
|                    |                    | 3.1       |                    | 22.2      |                    | U0050     |                      | U0050     |

- No data found

\* See table 2 for HIV-2 data

a Rate represents infection with HIV1 only and dual infection (HIV1 and HIV2), therefore addition of rates from table 1 and 2 is not advised.

b Data are best available but are not necessarily reliable due to small (<100) or unknown sample size.

c Data combined.

NOTES:

Definition: High risk--prostitutes and clients, STD patients, or other persons with known risk factors.

Low risk--pregnant women, blood donors, or other persons with no known risk factors.

SOURCE: U.S. Census Bureau, HIV/AIDS Surveillance Data Base, 6/2000 Update

Table 1: Estimates of HIV-1 Seroprevalence, by Residence and Risk Factor, for Selected Countries: Circa 1999

| Region and Country             | Capital/Major City |           | Outside Major City |           | Urban City Sources |           | Outside City Sources |           |
|--------------------------------|--------------------|-----------|--------------------|-----------|--------------------|-----------|----------------------|-----------|
|                                | Low Risk           | High Risk | Low Risk           | High Risk | Low Risk           | High Risk | Low Risk             | High Risk |
| Sri Lanka                      | .0                 | .0        | .0                 | .0        | S0484              | S0484     | S0484                | S0484     |
| Syria                          | .0                 | .1        | -                  | -         | S0486              | S0483     |                      |           |
| Thailand                       | 2.4                | 19.1      | -                  | -         | T0216              | T0216     |                      |           |
| Turkey                         | .0                 | .1        | -                  | -         | T0203              | T0203     |                      |           |
| Vietnam                        | .2                 | 4.9b      | .0                 | .6        | H0145              | H0145     | H0145                | H0145     |
|                                |                    | 26.9      |                    | 12.4      |                    | H0145     |                      | H0145     |
| Yemen                          | .0                 | 2.9       | -                  | -         | S0486              | S0486     |                      |           |
| <b>LATIN AMERICA/CARIBBEAN</b> |                    |           |                    |           |                    |           |                      |           |
| Argentina                      | 1.2                | 10.8      | .5                 | 2.8       | B0390              | B0390     | B0390                | B0390     |
| Barbados                       | 1.1                | -         | -                  | -         | P0200              |           |                      |           |
| Belize                         | 2.3                | -         | -                  | -         | P0142              |           |                      |           |
| Bolivia                        | .5                 | 2.0b      | -                  | -         | Z0075              | Z0075     |                      |           |
| Brazil                         | 2.6                | 6.0c      | .6c                | 2.8c      | V0093              | C0279     | C0279                | C0279     |
| Chile                          | .1b                | 3.0b      | .0b                | -         | C0271              | C0271     | C0271                |           |
| Colombia                       | 1.1                | 3.4       | .4                 | .6        | G0184              | G0184     | G0184                | G0184     |
| Costa Rica                     | .3                 | .9        | .1                 | -         | M0574              | H0139     | M0574                |           |
| Cuba                           | .0                 | -         | -                  | -         | M0484              |           |                      |           |
| Dominican Rep.                 | 1.4                | 3.9       | 2.1                | 4.5       | R0188              | R0188     | R0188                | R0188     |
| El Salvador                    | .5                 | 6.0       | -                  | -         | D0202              | D0202     |                      |           |
| Guatemala                      | .4                 | 1.1       | -                  | .8        | C0251              | C0251     |                      | C0250     |
| Guyana                         | 3.8                | 43.6      | -                  | -         | W0121              | P0197     |                      |           |
| Haiti                          | 10.0b              | -         | 4.8                | -         | G0225              |           | C0284                |           |
| Honduras                       | 5.0b               | 13.0      | 1.4b               | 3.0       | T0200              | B0383     | M0495                | B0383     |
| Jamaica                        | 1.0                | 6.4       | -                  | -         | J0059              | J0059     |                      |           |
| Mexico                         | .1                 | 1.0       | -                  | -         | L0238              | S0468     |                      |           |
| Nicaragua                      | -                  | .2        | -                  | -         |                    | P0177     |                      |           |
| Panama                         | .9                 | .3        | -                  | -         | G0263              | G0263     |                      |           |
| Peru                           | .5                 | 5.0       | -                  | -         | A0188              | G0209     |                      |           |
| Trinidad & Tobago              | 1.0b               | 5.9       | -                  | -         | L0234              | L0243     |                      |           |
| Uruguay                        | .1c                | 24.4c     | -                  | -         | B0373              | B0373     |                      |           |
|                                |                    |           |                    |           | B0374              | B0374     |                      |           |
|                                |                    |           |                    |           | B0376              | B0376     |                      |           |
|                                |                    |           |                    |           | B0378              | B0378     |                      |           |
|                                |                    | .5c       |                    |           |                    | B0373     |                      |           |
|                                |                    |           |                    |           |                    | B0374     |                      |           |
|                                |                    |           |                    |           |                    | B0376     |                      |           |
|                                |                    |           |                    |           |                    | B0378     |                      |           |
| Venezuela                      | .0                 | 1.1b      | .0                 | -         | P0203              | F0111     | P0203                |           |
| <b>EUROPE</b>                  |                    |           |                    |           |                    |           |                      |           |
| Albania                        | .0                 | -         | -                  | -         | A0224              |           |                      |           |
| Armenia                        | .1                 | .0b       | .0                 | .0        | A0232              | A0232     | A0232                | A0232     |
| Azerbaijan                     | .1                 | .2        | -                  | -         | A0233              | A0233     |                      |           |
|                                |                    | 2.3       |                    |           |                    | A0233     |                      |           |
| Belarus                        | .0                 | 6.7       | .0                 | 66.8      | B0380              | B0380     | B0391                | B0365     |
| Bulgaria                       | .0                 | .0        | -                  | -         | B0381              | B0381     |                      |           |
| Croatia                        | .0                 | 1.1       | -                  | -         | C0285              | C0285     |                      |           |
| Czech Republic                 | .0                 | .0        | -                  | -         | C0291              | C0291     |                      |           |

Table 3: Detailed Listing of Estimates of HIV-1 and 2 Seroprevalence, by Residence and Risk Factor, for Selected Countries: Circa 1999

| Region/<br>Country     | Risk Geographic<br>Area Area | Year    | Sub-population | Sex Age | Prev.<br>Rate | Sample Data<br>Size Type | Test<br>Type  | Source<br>ID |
|------------------------|------------------------------|---------|----------------|---------|---------------|--------------------------|---------------|--------------|
| <b>*AFRICA</b>         |                              |         |                |         |               |                          |               |              |
| ALGERIA                | +UL NOT SPECIFIED            | 1996    | BLOOD DONORS   | B ALL   | .0            | 70468 HIV                | UNK           | R0196        |
|                        | +UH NOT SPECIFIED            | 1998(?) | STD PTS.       | B ALL   | .0            | 1727 HIV                 | UNK           | R0196        |
| ANGOLA                 | +UL LUANDA                   | 1999    | PREGNANT WOMEN | F ALL   | 3.4 b         | N/A HIV                  | UNK           | U0057        |
|                        | +UH LUANDA                   | 1999    | PROSTITUTES    | F ALL   | 19.4 b        | N/A HIV                  | UNK           | G0264        |
|                        | +OL CABINDA PROVINCE         | 1999    | PREGNANT WOMEN | F ALL   | 8.0 b         | N/A HIV                  | UNK           | G0264        |
| BENIN                  | +UL COTONOU/3 SITES          | 1998    | PREGNANT WOMEN | F ALL   | 4.4 c         | 812 HIV                  | UNK           | A0229        |
|                        | +UH COTONOU                  | 1997-98 | PROSTITUTES    | F ALL   | 57.5          | 275 HIV                  | UNK           | B0406        |
|                        | +OL MISSETTE                 | 1998    | PREGNANT WOMEN | F ALL   | 1.5           | 201 HIV                  | UNK           | A0229        |
|                        | +OH NATITINGOU               | 1998    | STD PTS.       | B ALL   | 5.9           | 118 HIV                  | UNK           | A0229        |
| BOTSWANA               | +UL FRANCIPTOWN              | 1998    | PREGNANT WOMEN | F ALL   | 43.0          | 796 HIV                  | UNK           | J0074        |
|                        | +UH FRANCIPTOWN              | 1998    | STD PTS.       | M ALL   | 60.4          | 429 HIV                  | UNK           | J0074        |
|                        | +OL SIX DISTRICTS            | 1998    | PREGNANT WOMEN | F ALL   | 32.7 c        | 1676 HIV                 | UNK           | J0074        |
|                        | +OH SIX DISTRICTS            | 1998    | STD PTS.       | M ALL   | 50.8 c        | 483 HIV                  | UNK           | J0074        |
| BURKINA<br>FASO        | +UL OUAGA./2 SITES           | 1998    | PREGNANT WOMEN | F ALL   | 7.7 ac        | 839 HIV1                 | UNK           | B0393        |
|                        | +UL2 OUAGA./2 SITES          | 1998    | PREGNANT WOMEN | F ALL   | 0.9 ac        | 839 HIV2                 | UNK           | B0393        |
|                        | +UH BOBO-DIOULASSO           | 1999(?) | PROSTITUTES    | F ALL   | 28.6          | 350 HIV                  | UNK           | O0101        |
|                        | +OL OUAHIGOUYA               | 1998    | PREGNANT WOMEN | F ALL   | 6.6 a         | 286 HIV1                 | UNK           | B0393        |
|                        | +OL2 OUAHIGOUYA              | 1998    | PREGNANT WOMEN | F ALL   | 1.4 a         | 286 HIV2                 | UNK           | B0393        |
| BURUNDI                | +UL BUJUMBURA                | 1998    | PREGNANT WOMEN | F ALL   | 18.6          | 291 HIV                  | UNK           | N0239        |
|                        | +OL JENDA(RURAL)             | 1997    | PREGNANT WOMEN | F ALL   | 3.9           | 259 HIV                  | UNK           | B0386        |
| CAMEROON               | +UL YAOUNDE                  | 1998    | PREGNANT WOMEN | F ALL   | 5.5           | 1532 HIV1                | UNK           | M0614        |
|                        | +UH YAOUNDE                  | 1997-98 | PROSTITUTES    | F ALL   | 33.3          | 336 HIV                  | UNK           | B0406        |
|                        | OL BERTOUA                   | 1996    | PREGNANT WOMEN | F ALL   | 6.7           | 254 HIV                  | UNK           | B0344        |
|                        | OH BANKA(SEMIRURAL)          | 1994    | STD PTS.       | B ALL   | 9.0           | 100 HIV1                 | ELISA*3,RAPID | Z0045        |
|                        | OH2 BANKA(SEMIRURAL)         | 1994    | STD PTS.       | B ALL   | .0            | 100 HIV2                 | ELISA*3,RAPID | Z0045        |
| C. AFRICAN<br>REPUBLIC | UL BANGUI/3 SITES            | 1996    | PREGNANT WOMEN | F ALL   | 11.7 c        | 697 HIV                  | ELISA*2       | M0541        |
|                        | +UH BANGUI                   | 1999(?) | STD PTS.       | F ALL   | 27.9          | 280 HIV                  | ELISA         | M0610        |
|                        | OL BANGASSOU                 | 1996    | PREGNANT WOMEN | F ALL   | 15.3          | 261 HIV                  | ELISA*2       | M0541        |
|                        | OH BOUZOOM                   | 1996    | STD PTS.       | B ALL   | 33.3          | 150 HIV                  | ELISA*2       | M0541        |
| CHAD                   | +UL N'DJAMENA/3S             | 1999    | PREGNANT WOMEN | F ALL   | 5.8 c         | 656 HIV                  | UNK           | C0312        |
|                        |                              |         |                |         |               |                          |               | C0313        |
|                        | UH N'DJAMENA                 | 1995    | FREE WOMEN     | F ALL   | 13.4          | 250 HIV                  | UNK           | A0200        |
|                        | +OL 4 URBAN SITES            | 1999    | PREGNANT WOMEN | F ALL   | 5.0 c         | 951 HIV                  | UNK           | C0312        |
|                        |                              |         |                |         |               |                          |               | C0313        |
|                        | +OH 2 URBAN SITES            | 1999    | STD PTS.       | B ALL   | 21.6 bc       | 74 HIV                   | UNK           | C0312        |
|                        |                              |         |                |         |               |                          |               | C0313        |
| COMOROS                | UL MORONI                    | 1996    | PREGNANT WOMEN | F ALL   | .0            | 160 HIV                  | ELISA*2,WB    | T0171        |
|                        | UH MORONI                    | 1994    | PROSTITUTES    | F ALL   | 56.8          | 111 HIV                  | UNK           | D0227        |
| CONGO                  | UL BRAZZAVILLE               | 1997    | PREGNANT WOMEN | F ALL   | 5.8           | 155 HIV                  | UNK           | P0186        |



Table 2: Estimates of HIV-2 Seroprevalence, by Residence and Risk Factor, for Selected Countries: Circa 1999

| Region and Country  | Capital/Major City |           | Outside Major City |           | Urban City Sources |           | Outside City Sources |           |
|---------------------|--------------------|-----------|--------------------|-----------|--------------------|-----------|----------------------|-----------|
|                     | Low Risk           | High Risk | Low Risk           | High Risk | Low Risk           | High Risk | Low Risk             | High Risk |
| <b>AFRICA</b>       |                    |           |                    |           |                    |           |                      |           |
| * Burkina Faso      | .9 ac              | -         | 1.4 a              | -         | B0393              |           | B0393                |           |
| * Cameroon          | -                  | -         | -                  | .0        |                    |           |                      | Z0045     |
| * Congo, Dem. Rep.  | -                  | .0        | -                  | -         |                    | M0549     |                      |           |
| * Cote d'Ivoire     | 1.3 a              | 15.0 ab   | -                  | -         | K0309              | G0223     |                      |           |
| * Equatorial Guinea | .0                 | .0        | -                  | -         | Z0077              | Z0077     |                      |           |
| * Ghana             | .0 c               | 14.4 a    | .8 a               | -         | G0261              | M0558     | G0261                |           |
| * Guinea-Bissau     | 5.2 a              | -         | 9.6                | -         | N0209              |           | C0265                |           |
| * Mali              | .4 a               | 10.2 a    | .7                 | -         | B0341              | K0254     | C0207                |           |
| * Mauritania        | .2 a               | -         | -                  | -         | A0166              |           |                      |           |
| * Niger             | -                  | 7.1 a     | 1.7 a              | 5.7 a     |                    | H0141     | 00093                | A0212     |
| * Nigeria           | -                  | 1.3 a     | -                  | 1.5 a     |                    | E0059     |                      | E0059     |
| * Senegal           | .0 a               | 3.6 a     | .4 a               | 17.8 a    | S0485              | S0485     | S0485                | S0485     |

- No data found

\* See table 1 for HIV-1 data

a Rate represents infection with HIV2 only and dual infection (HIV1 and HIV2), therefore addition of rates from table 1 and 2 is not advised.

b Data are best available but are not necessarily reliable due to small (<100) or unknown sample size.

c Data combined.

**NOTES:**

Definition: High risk--prostitutes and clients, STD patients, or other persons with known risk factors.

Low risk--pregnant women, blood donors, or other persons with no known risk factors.

SOURCE: U.S. Census Bureau, HIV/AIDS Surveillance Data Base, 6/2000 Update

Table 3: Detailed Listing of Estimates of HIV-1 and 2 Seroprevalence, by Residence and Risk Factor, for Selected Countries: Circa 1999

| Region/<br>Country | Risk<br>Area | Geographic<br>Area | Year    | Sub-population        | Sex | Age | Prev.<br>Rate | Sample<br>Size | Data<br>Type | Test<br>Type      | Source<br>ID |
|--------------------|--------------|--------------------|---------|-----------------------|-----|-----|---------------|----------------|--------------|-------------------|--------------|
| GUINEA             | UL           | CONAKRY            | 1996    | PREGNANT WOMEN        | F   | ALL | 1.5 b         | N/A            | HIV1,2       | UNK               | N0215        |
|                    | UH           | CONAKRY            | 1994    | PROSTITUTES           | F   | ALL | 36.6          | 112            | HIV          | WB                | B0271        |
|                    | OL           | GUECKEDOU          | 1996    | PREGNANT WOMEN        | F   | ALL | 1.4 b         | N/A            | HIV1         | UNK               | N0215        |
| GUINEA-<br>BISSAU  | UL           | BISSAU             | 1997    | PREGNANT WOMEN        | F   | ALL | 2.6 a         | 1493           | HIV1         | ELISA, WB         | N0209        |
|                    | UL2          | BISSAU             | 1997    | PREGNANT WOMEN        | F   | ALL | 5.2 a         | 1493           | HIV2         | ELISA, WB         | N0209        |
|                    | OL           | FOUR RURAL TOWNS   | 1997(?) | WOMEN                 | F   | ALL | 3.4           | 146            | HIV1         | ELISA*3           | C0265        |
|                    | OL2          | FOUR RURAL TOWNS   | 1997(?) | WOMEN                 | F   | ALL | 9.6           | 146            | HIV2         | ELISA*3           | C0265        |
| KENYA              | +UL          | NAIROBI            | 1996-97 | PREGNANT WOMEN        | F   | ALL | 15.9          | 1218           | HIV1         | ELISA*2           | J0076        |
|                    | +UH          | KISUMU             | 1997-98 | PROSTITUTES           | F   | ALL | 74.7          | 296            | HIV          | UNK               | B0406        |
|                    | +OL          | KAPLONG(RURAL)     | 1999    | PREGNANT WOMEN        | F   | ALL | 5.6 b         | N/A            | HIV          | UNK               | N0253        |
| LESOTHO            | +UL          | MASERU             | 1994    | PREGNANT WOMEN        | F   | ALL | 31.3          | 399            | HIV          | RAPID             | L0272        |
|                    | UH           | MASERU             | 1993-94 | STD PTS. W/ GU        | B   | ALL | 35.6          | 104            | HIV          | ELISA, WB, IFA    | M0515        |
|                    | +OL          | 4 SITES            | 1999    | PREGNANT WOMEN        | F   | ALL | 27.1          | 2322           | HIV          | UNK               | U0054        |
|                    | +OH          | 4 SITES            | 1999    | STD PTS.              | B   | ALL | 40.7          | 457            | HIV          | UNK               | U0054        |
| LIBERIA            | +UL          | NOT SPECIFIED      | 1998    | PREGNANT WOMEN        | F   | ALL | 10.1 b        | 99             | HIV          | RAPID*2           | L0279        |
|                    | UH           | NOT SPECIFIED      | 1997    | TESTING CTR ATTENDEES | B   | ALL | 28.7 b        | N/A            | HIV          | UNK               | E0064        |
| LIBYA              | +UL          | NOT SPECIFIED      | 1998    | PREGNANT WOMEN        | F   | ALL | .0            | 1000           | HIV          | UNK               | S0486        |
|                    | +UH          | NOT SPECIFIED      | 1998    | IVDU                  | B   | ALL | .5            | 400            | HIV          | UNK               | S0486        |
| MADAGASCAR         | UL           | THREE CITIES       | 1995    | PREGNANT WOMEN        | F   | ALL | .1            | 1587           | HIV          | ELISA, WB         | R0143        |
|                    | +UH          | ANTANANARIVO       | 1998    | STD PTS.              | B   | ALL | .0            | 1196           | HIV          | UNK               | 10049        |
|                    | OL           | ANTSIRANANA PR.    | 1996    | PREGNANT WOMEN        | F   | ALL | .4            | 529            | HIV          | ELISA, WB         | R0173        |
|                    | +OH          | ANTSIRANANA PR.    | 1998    | PROSTITUTES           | F   | ALL | 1.3           | 149            | HIV          | UNK               | 10049        |
| MALAWI             | +UL          | BLANTYRE           | 1998    | PREGNANT WOMEN        | F   | ALL | 30.4          | 677            | HIV          | ELISA             | N0243        |
|                    | UH           | BLANTYRE           | 1995    | STD PTS.              | B   | ALL | 70.4          | 250            | HIV          | ELISA             | K0233        |
|                    | +OL          | EIGHT DIST./RUR    | 1998    | PREGNANT WOMEN        | F   | ALL | 11.2          | 883            | HIV          | ELISA             | N0243        |
| MALI               | UL           | BAMAKO             | 1997    | PREGNANT WOMEN        | F   | ALL | 2.5 a         | 554            | HIV1         | RAPID, LIA        | B0341        |
|                    | UL2          | BAMAKO             | 1997    | PREGNANT WOMEN        | F   | ALL | .4 a          | 554            | HIV2         | RAPID, LIA        | B0341        |
|                    | UH           | BAMAKO             | 1995    | PROSTITUTES           | F   | ALL | 42.1 a        | 176            | HIV1         | RAPID, ELISA, LIA | K0254        |
|                    | UH2          | BAMAKO             | 1995    | PROSTITUTES           | F   | ALL | 10.2 a        | 176            | HIV2         | RAPID, ELISA, LIA | K0254        |
|                    | OL           | KAYES              | 1994    | PREGNANT WOMEN        | F   | ALL | 2.2           | 412            | HIV1         | RAPID             | C0207        |
|                    | OL2          | KAYES              | 1994    | PREGNANT WOMEN        | F   | ALL | .7            | 412            | HIV2         | RAPID             | C0207        |
| MAURITANIA         | UL           | NOUAKCHOTT         | 1993-94 | PREGNANT WOMEN        | F   | ALL | .5 a          | 1106           | HIV1         | ELISA*2, RAPID    | A0166        |
|                    | UL2          | NOUAKCHOTT         | 1993-94 | PREGNANT WOMEN        | F   | ALL | .2 a          | 1106           | HIV2         | ELISA*2, RAPID    | A0166        |
|                    | UH           | NOUAKCHOTT         | 1993-94 | STD PTS.              | F   | ALL | .9            | 430            | HIV          | ELISA*2, RAPID    | A0166        |
|                    | OH           | FOUR CITIES        | 1996(?) | STD PTS.              | B   | ALL | 1.7           | 628            | HIV          | ELISA*2           | A0173        |
| MAURITIUS          | +OL          | TWO ISLANDS        | 1998    | PREGNANT WOMEN        | F   | ALL | .0            | 7099           | HIV          | UNK               | M0594        |
|                    | +OH          | NOT SPECIFIED      | 1997-98 | PROSTITUTES           | F   | ALL | 7.5           | 107            | HIV          | UNK               | M0594        |
| MOROCCO            | +UL          | CASABLANCA         | 1997    | PREGNANT WOMEN        | F   | ALL | .0            | 549            | HIV          | UNK               | M0590        |
|                    | +UH          | CASABLANCA         | 1997    | STD PTS.              | B   | ALL | .9 b          | N/A            | HIV          | UNK               | M0590        |

Table 3: Detailed Listing of Estimates of HIV-1 and 2 Seroprevalence, by Residence and Risk Factor, for Selected Countries: Circa 1999

| Region/<br>Country                | Risk Geographic<br>Area Area | Year    | Sub-population | Sex Age | Prev.<br>Rate | Sample Data<br>Size Type | Test<br>Type        | Source<br>ID |
|-----------------------------------|------------------------------|---------|----------------|---------|---------------|--------------------------|---------------------|--------------|
| CONGO,<br>DEM. REP. OF<br>(ZAIRE) | +UL KINSHASA/3 SITES         | 1999    | PREGNANT WOMEN | F ALL   | 4.1 c         | 1380 HIV                 | ELISA,RAPID         | D0246        |
|                                   | +UH KINSHASA                 | 1997    | PROSTITUTES    | F ALL   | 29.0          | 100 HIV1                 | RAPID,ELISA,<br>LIA | M0549        |
|                                   | +UH2 KINSHASA                | 1997    | PROSTITUTES    | F ALL   | .0            | 100 HIV2                 | RAPID,ELISA,<br>LIA | M0549        |
|                                   | +OL KABINDA                  | 1997    | PREGNANT WOMEN | F ALL   | 3.9           | 484 HIV                  | RAPID               | B0389        |
| COTE<br>D'IVOIRE                  | +UL ABIDJAN                  | 1998-99 | PREGNANT WOMEN | F ALL   | 12.1 a        | 909 HIV1                 | RAPID               | K0309        |
|                                   | +UL2 ABIDJAN                 | 1998-99 | PREGNANT WOMEN | F ALL   | 1.3 a         | 909 HIV2                 | RAPID               | K0309        |
|                                   | +UH ABIDJAN                  | 1997    | PROSTITUTES    | F ALL   | 61.0 ab       | N/A HIV1                 | ELISA,WB            | G0223        |
|                                   | +UH2 ABIDJAN                 | 1997    | PROSTITUTES    | F ALL   | 15.0 ab       | N/A HIV2                 | ELISA,WB            | G0223        |
|                                   | +OL BOUAKE                   | 1998    | PREGNANT WOMEN | F ALL   | 9.8 b         | N/A HIV1,2               | ELISA*3,WB          | S0492        |
| DJIBOUTI                          | UL NOT SPECIFIED             | 1998    | BLOOD DONORS   | B ALL   | 2.4           | 620 HIV                  | UNK                 | B0362        |
|                                   | UH NOT SPECIFIED             | 1998    | PROSTITUTES    | F ALL   | 28.2          | 117 HIV                  | UNK                 | B0362        |
| EGYPT                             | +UL NOT SPECIFIED            | 1999    | BLOOD DONORS   | B ALL   | .0            | 124344 HIV               | UNK                 | S0486        |
|                                   | +UH NOT SPECIFIED            | 1999    | STD PTS.       | B ALL   | .0            | 775 HIV                  | UNK                 | S0486        |
| EQUATORIAL<br>GUINEA              | +UL MALABO                   | 1995-96 | PREGNANT WOMEN | F ALL   | .4            | 486 HIV1                 | ELISA*3             | Z0077        |
|                                   | +UL2 MALABO                  | 1995-96 | PREGNANT WOMEN | F ALL   | .0            | 486 HIV2                 | ELISA*3             | Z0077        |
|                                   | +UH MALABO                   | 1995-96 | STD PTS.       | B ALL   | 3.2           | 380 HIV1                 | ELISA*3             | Z0077        |
|                                   | +UH2 MALABO                  | 1995-96 | STD PTS.       | B ALL   | .0            | 380 HIV2                 | ELISA*3             | Z0077        |
|                                   | OL INSULAR REGION            | 1995    | PREGNANT WOMEN | F ALL   | .3            | 761 HIV1                 | RAPID,ELISA,WB      | S0397        |
|                                   | OH INSULAR REGION            | 1995    | STD PTS.       | B ALL   | 2.2           | 274 HIV1                 | RAPID,ELISA,WB      | S0397        |
| ERITREA                           | UL NOT SPECIFIED             | 1994    | PREGNANT WOMEN | F ALL   | 3.0 b         | N/A HIV                  | UNK                 | T0147        |
|                                   | OH NOT SPECIFIED             | 1994    | PROSTITUTES    | F ALL   | 25.0 b        | N/A HIV                  | UNK                 | T0147        |
| ETHIOPIA                          | UL ADDIS ABABA/4S            | 1997    | PREGNANT WOMEN | F ALL   | 17.6 bc       | N/A HIV                  | UNK                 | S0443        |
|                                   | +UH ADDIS ABABA              | 1998    | PROSTITUTES    | F ALL   | 73.7          | 372 HIV                  | UNK                 | A0237        |
|                                   | +OL SODO                     | 1998    | PREGNANT WOMEN | F ALL   | 9.2           | 249 HIV                  | UNK                 | A0230        |
|                                   | +OH MOYALE                   | 1998    | PROSTITUTES    | F ALL   | 16.2 b        | 99 HIV                   | UNK                 | A0230        |
| GABON                             | UL FOUR CITIES               | 1996-97 | PREGNANT WOMEN | F ALL   | 4.7           | 129 HIV                  | UNK                 | M0535        |
|                                   | UH FOUR CITIES               | 1996-97 | STD PTS.       | B ALL   | 16.7 b        | 60 HIV                   | UNK                 | M0535        |
| THE<br>GAMBIA                     | UL BANJUL                    | 1997(?) | PREGNANT WOMEN | F ALL   | 1.0           | 210 HIV                  | UNK                 | L0247        |
|                                   | OL FOUR SITES                | 1997(?) | PREGNANT WOMEN | F ALL   | 2.4 bc        | N/A HIV                  | UNK                 | L0247        |
| GHANA                             | +UL ACCRA/2 SITES            | 1998    | PREGNANT WOMEN | F ALL   | 2.7 c         | 885 HIV1                 | ELISA,RAPID,<br>LIA | G0261        |
|                                   | +UL2 ACCRA/2 SITES           | 1998    | PREGNANT WOMEN | F ALL   | .0 c          | 885 HIV2                 | ELISA,RAPID,<br>LIA | G0261        |
|                                   | UH ACCRA                     | 1997    | PROSTITUTES    | F ALL   | 72.6 a        | 368 HIV1                 | ELISA,RAPID,<br>LIA | M0558        |
|                                   | UH2 ACCRA                    | 1997    | PROSTITUTES    | F ALL   | 14.4 a        | 368 HIV2                 | ELISA,RAPID,<br>LIA | M0558        |
|                                   | +OL CAPE COAST               | 1998    | PREGNANT WOMEN | F ALL   | 3.4 a         | 500 HIV1                 | ELISA,RAPID,<br>LIA | G0261        |
|                                   | +OL2 CAPE COAST              | 1998    | PREGNANT WOMEN | F ALL   | .8 a          | 500 HIV2                 | ELISA,RAPID,<br>LIA | G0261        |

Table 3: Detailed Listing of Estimates of HIV-1 and 2 Seroprevalence, by Residence and Risk Factor, for Selected Countries: Circa 1999

| Region/<br>Country | Risk Geographic<br>Area Area | Year    | Sub-population   | Sex Age | Prev.<br>Rate      | Sample Data<br>Size Type | Test<br>Type  | Source<br>ID |
|--------------------|------------------------------|---------|------------------|---------|--------------------|--------------------------|---------------|--------------|
| SUDAN              | +UL JUBA                     | 1998    | PREGNANT WOMEN   | F ALL   | 3.5 <sup>b</sup>   | N/A HIV                  | UNK           | S0480        |
|                    | UH JUBA                      | 1994    | STD PTS.         | B ALL   | 6.6                | 333 HIV                  | UNK           | M0554        |
| SWAZILAND          | +UL HHOHHO REGION            | 1998    | PREGNANT WOMEN   | F ALL   | 30.3               | 472 HIV                  | ELISA         | S0444        |
|                    | +UH HHOHHO REGION            | 1998    | STD PTS.         | B ALL   | 49.8               | 564 HIV                  | ELISA         | S0444        |
|                    | +OL LUBOMBO REGION           | 1998    | PREGNANT WOMEN   | F ALL   | 31.5               | 447 HIV                  | ELISA         | S0444        |
|                    | +OH LUBOMBO REGION           | 1998    | STD PTS.         | B ALL   | 49.5               | 442 HIV                  | ELISA         | S0444        |
| TANZANIA           | +UL DAR ES SALAAM            | 1996-98 | PREGNANT WOMEN   | F ALL   | 13.7               | 7646 HIV1                | ELISA*2,WB    | K0308        |
|                    | UH DAR ES SALAAM             | 1997    | STD PTS.         | F ALL   | 24.4 <sup>b</sup>  | 86 HIV                   | UNK           | M0563        |
|                    | +OL MBEYA RG/2 RUR S         | 1998    | PREGNANT WOMEN   | F ALL   | 18.2 <sup>bc</sup> | N/A HIV                  | UNK           | T0208        |
|                    | +OH MBEYA RG/6 RUR S         | 1997(?) | STD PTS.         | B ALL   | 27.3 <sup>c</sup>  | 428 HIV                  | UNK           | T0207        |
| TOGO               | UL LOME                      | 1997    | PREGNANT WOMEN   | F ALL   | 6.8                | 518 HIV                  | ELISA*2,RAPID | T0177        |
|                    | UH LOME                      | 1992    | PROSTITUTES      | F ALL   | 78.9               | 123 HIV1,2               | ELISA         | B0020        |
|                    | OL CENTRAL REGION            | 1997    | PREGNANT WOMEN   | F ALL   | 4.6                | 500 HIV                  | ELISA*2,RAPID | T0177        |
| TUNISIA            | +UL NOT SPECIFIED            | 1999    | PREGNANT WOMEN   | F ALL   | .0                 | 108 HIV                  | UNK           | S0486        |
|                    | +UH NOT SPECIFIED            | 1999    | PROSTITUTES      | F ALL   | .0                 | 570 HIV                  | UNK           | S0486        |
|                    | +UH NOT SPECIFIED            | 1997    | IVDU             | B ALL   | .3                 | 584 HIV                  | UNK           | S0486        |
| UGANDA             | +UL KAMPALA/2 SITES          | 1998    | PREGNANT WOMEN   | F ALL   | 13.8 <sup>bc</sup> | N/A HIV                  | UNK           | U0049        |
|                    | +UH KAMPALA                  | 1998    | STD PTS.         | B ALL   | 29.4 <sup>b</sup>  | N/A HIV                  | UNK           | U0049        |
|                    | +OL SOROTI                   | 1998    | PREGNANT WOMEN   | F ALL   | 7.7 <sup>b</sup>   | N/A HIV                  | UNK           | U0049        |
| ZAMBIA             | +UL LUSAKA/4 SITES           | 1998    | PREGNANT WOMEN   | F ALL   | 27.1 <sup>c</sup>  | 2323 HIV                 | RAPID*2,ELISA | N0241        |
|                    | +UH NDOLA                    | 1997-98 | PROSTITUTES      | F ALL   | 68.7               | 319 HIV                  | UNK           | B0406        |
|                    | +OL MINGA(RURAL)             | 1998    | PREGNANT WOMEN   | F ALL   | 10.3               | 497 HIV                  | RAPID*2,ELISA | N0241        |
| ZIMBABWE           | UL HARARE                    | 1997    | PREGNANT WOMEN   | F ALL   | 28.0               | 601 HIV                  | UNK           | Z0076        |
|                    | UH HARARE                    | 1994-95 | PROSTITUTES      | F ALL   | 86.0               | 147 HIV                  | ELISA         | M0433        |
|                    | OL MAKONI(RURAL)             | 1997    | PREGNANT WOMEN   | F ALL   | 29.3               | 300 HIV                  | UNK           | Z0076        |
|                    | OH MASVINGO                  | 1996    | STD PTS.         | B ALL   | 71.8               | 206 HIV                  | UNK           | Z0061        |
| *ASIA & OCEANIA    |                              |         |                  |         |                    |                          |               |              |
| AUSTRALIA          | UL NOT SPECIFIED             | 1996    | HETEROSEXUALS    | F ALL   | .3 <sup>b</sup>    | N/A HIV                  | UNK           | K0245        |
|                    | UH 6 URBAN SITES             | 1997    | HIGH RISK GROUPS | M ALL   | .4                 | 3211 HIV                 | UNK           | N0222        |
| BAHRAIN            | +UL URBAN AREAS              | 1998    | PREGNANT WOMEN   | F ALL   | .2                 | 627 HIV                  | UNK           | B0164        |
|                    | +UH URBAN AREAS              | 1998    | IVDU             | M ALL   | .9                 | 336 HIV                  | UNK           | B0164        |
| BANGLADESH         | +UH CENTRAL AREA             | 1998    | PROSTITUTES      | F ALL   | .6                 | 659 HIV                  | ELISA,LIA     | I0050        |
|                    | +UH CENTRAL AREA             | 1998    | IVDU             | B ALL   | 2.5                | 402 HIV                  | ELISA,LIA     | I0050        |
| BURMA              | +UL MANDALAY                 | 1999    | PREGNANT WOMEN   | F ALL   | 2.0                | 200 HIV                  | UNK           | M0620        |
|                    | +UH MANDALAY                 | 1999    | STD PTS.         | F ALL   | 16.1               | 100 HIV                  | UNK           | M0620        |
|                    | +OL BAGO                     | 1999    | PREGNANT WOMEN   | F ALL   | .8                 | 200 HIV                  | UNK           | M0620        |
|                    | +OH MONYWA                   | 1999    | STD PTS.         | F ALL   | 2.0                | 100 HIV                  | UNK           | M0620        |

Table 3: Detailed Listing of Estimates of HIV-1 and 2 Seroprevalence, by Residence and Risk Factor, for Selected Countries: Circa 1999

| Region/<br>Country | Risk Area | Geographic Area  | Year    | Sub-population | Sex | Age | Prev. Rate | Sample Size | Data Type | Test Type   | Source ID |
|--------------------|-----------|------------------|---------|----------------|-----|-----|------------|-------------|-----------|-------------|-----------|
| MOZAMBIQUE         | +UL       | MAPUTO           | 1998    | PREGNANT WOMEN | F   | ALL | 9.9        | 607         | HIV       | ELISA,RAPID | A0228     |
|                    | +UH       | MAPUTO           | 1998    | STD PTS.       | B   | ALL | 9.0b       | N/A         | HIV       | UNK         | A0228     |
|                    | +OL       | TETE             | 1998    | PREGNANT WOMEN | F   | ALL | 17.0       | 800         | HIV       | ELISA,RAPID | A0228     |
|                    | +OH       | TETE             | 1988    | STD PTS.       | B   | ALL | 27.3b      | N/A         | HIV       | UNK         | A0228     |
| NAMIBIA            | +UL       | WINDHOEK         | 1998    | PREGNANT WOMEN | F   | ALL | 22.7       | 207         | HIV       | ELISA       | N0251     |
|                    | +UH       | WINDHOEK         | 1998    | STD PTS.       | B   | ALL | 44.6       | 222         | HIV       | UNK         | N0251     |
|                    | +OL       | NANKUDU(RURAL)   | 1998    | PREGNANT WOMEN | F   | ALL | 12.6       | 198         | HIV       | ELISA       | N0251     |
|                    | +OH       | NANKUDU(RURAL)   | 1998    | STD PTS.       | B   | ALL | 27.7b      | 65          | HIV       | UNK         | N0251     |
| NIGER              | UH        | NIAMEY           | 1997(?) | PROSTITUTES    | F   | ALL | 23.6a      | 140         | HIV1      | ELISA       | H0141     |
|                    | UH2       | NIAMEY           | 1997(?) | PROSTITUTES    | F   | ALL | 7.1a       | 140         | HIV2      | ELISA       | H0141     |
|                    | +OL       | AGADEZ           | 1997(?) | NOMADS         | B   | ALL | 2.1a       | 424         | HIV1      | WB          | O0093     |
|                    | +OL2      | AGADEZ           | 1997(?) | NOMADS         | B   | ALL | 1.7a       | 424         | HIV2      | WB          | O0093     |
|                    | OH        | DIRKOU           | 1994    | PROSTITUTES    | F   | ALL | 33.6a      | 122         | HIV1      | ELISA,RAPID | A0212     |
|                    | OH2       | DIRKOU           | 1994    | PROSTITUTES    | F   | ALL | 5.7a       | 122         | HIV2      | ELISA,RAPID | A0212     |
| NIGERIA            | +UL       | LAGOS STATE/2S   | 1999    | PREGNANT WOMEN | F   | ALL | 6.7c       | 520         | HIV1,2    | ELISA,RAPID | A0245     |
|                    | UH        | LAGOS STATE      | 1996    | PROSTITUTES    | F   | ALL | 30.5a      | 236         | HIV1      | UNK         | E0059     |
|                    | UH2       | LAGOS STATE      | 1996    | PROSTITUTES    | F   | ALL | 1.3a       | 236         | HIV2      | UNK         | E0059     |
|                    | +OL       | DELTA STATE      | 1999    | PREGNANT WOMEN | F   | ALL | 5.0        | 300         | HIV1,2    | ELISA,RAPID | A0245     |
|                    | OH        | MAIDUGURI        | 1996    | PROSTITUTES    | F   | ALL | 60.6a      | 137         | HIV1      | UNK         | E0059     |
|                    | OH2       | MAIDUGURI        | 1996    | PROSTITUTES    | F   | ALL | 1.5a       | 137         | HIV2      | UNK         | E0059     |
| RWANDA             | +UL       | KIGALI/2 SITES   | 1997    | PREGNANT WOMEN | F   | ALL | 19.0bc     | N/A         | HIV       | UNK         | V0091     |
|                    | +UH       | KIGALI/2 SITES   | 1996    | STD PTS.       | B   | ALL | 42.1c      | 590         | HIV       | ELISA       | V0089     |
|                    | +OL       | NYAGATARE(RURAL) | 1997    | PREGNANT WOMEN | F   | ALL | 7.5b       | N/A         | HIV       | UNK         | V0091     |
|                    | +OH       | RULI(RURAL)      | 1996    | STD PTS.       | B   | ALL | 13.2       | 295         | HIV       | ELISA       | V0089     |
| SENEGAL            | +UL       | DAKAR            | 1997    | PREGNANT WOMEN | F   | ALL | .4a        | 232         | HIV1      | ELISA,WB    | S0485     |
|                    | +UL2      | DAKAR            | 1997    | PREGNANT WOMEN | F   | ALL | .0a        | 232         | HIV2      | ELISA,WB    | S0485     |
|                    | +UH       | DAKAR            | 1998    | PROSTITUTES    | F   | ALL | 6.1a       | 760         | HIV1      | ELISA,WB    | S0485     |
|                    | +UH2      | DAKAR            | 1998    | PROSTITUTES    | F   | ALL | 3.6a       | 760         | HIV2      | ELISA,WB    | S0485     |
|                    | +OL       | LOUGA            | 1998    | PREGNANT WOMEN | F   | ALL | .5a        | 774         | HIV1      | ELISA,WB    | S0485     |
|                    | +OL2      | LOUGA            | 1998    | PREGNANT WOMEN | F   | ALL | .4a        | 774         | HIV2      | ELISA,WB    | S0485     |
|                    | +OH       | ZIGUINCHOR       | 1998    | PROSTITUTES    | F   | ALL | 21.9a      | 146         | HIV1      | ELISA,WB    | S0485     |
|                    | +OH2      | ZIGUINCHOR       | 1998    | PROSTITUTES    | F   | ALL | 17.8a      | 146         | HIV2      | ELISA,WB    | S0485     |
| SEYCHELLES         | UH        | NOT SPECIFIED    | 1995    | STD PTS.       | B   | ALL | 1.6b       | N/A         | HIV       | ELISA,WB    | C0266     |
| SIERRA LEONE       | UH        | FREETOWN         | 1995(?) | PROSTITUTES    | F   | ALL | 26.7       | 150         | HIV       | UNK         | K0209     |
| SOMALIA            | +UL       | HARGEYSA         | 1997    | PREGNANT WOMEN | F   | ALL | 3.0        | 236         | HIV       | RAPID,ELISA | A0231     |
|                    | +OL       | BOSASO           | 1997    | PREGNANT WOMEN | F   | ALL | 1.0        | 300         | HIV       | RAPID,ELISA | A0231     |
| SOUTH AFRICA       | +UL       | NATAL/KWAZULU PR | 1998    | PREGNANT WOMEN | F   | ALL | 32.5b      | N/A         | HIV       | ELISA*2     | R0204     |
|                    | UH        | NATAL/KWAZULU PR | 1996-97 | PROSTITUTES    | F   | ALL | 50.3       | 145         | HIV       | UNK         | R0180     |
|                    | +OL       | NORTHERN CAPE PR | 1998    | PREGNANT WOMEN | F   | ALL | 9.9b       | N/A         | HIV       | ELISA*2     | R0204     |

Table 3: Detailed Listing of Estimates of HIV-1 and 2 Seroprevalence, by Residence and Risk Factor, for Selected Countries: Circa 1999

| Region/<br>Country  | Risk Geographic<br>Area Area | Year | Sub-population       | Sex Age | Prev.<br>Rate    | Sample Data<br>Size Type | Test<br>Type       | Source<br>ID |
|---------------------|------------------------------|------|----------------------|---------|------------------|--------------------------|--------------------|--------------|
| LEBANON             | +UL NOT SPECIFIED            | 1995 | PREGNANT WOMEN       | F ALL   | .0               | 2005 HIV                 | UNK                | S0486        |
|                     | +UH NOT SPECIFIED            | 1995 | PROSTITUTES          | F ALL   | .0               | 2438 HIV                 | UNK                | S0486        |
| MALAYSIA            | +UL KUALA LUMPUR ST.         | 1996 | BLOOD DONORS         | B ALL   | .0               | 465754 HIV               | UNK                | I0054        |
|                     | +UH KUALA LUMPUR ST.         | 1996 | PROSTITUTES          | F ALL   | 6.3              | 1033 HIV                 | UNK                | I0054        |
|                     | +UH KUALA LUMPUR ST.         | 1996 | IVDU                 | B ALL   | 16.8             | 9032 HIV                 | UNK                | I0054        |
|                     | OL SABAH STATE               | 1996 | PREGNANT WOMEN       | F ALL   | .1               | 1502 HIV                 | UNK                | J0058        |
|                     | OH SABAH STATE               | 1996 | STD PTS.             | B ALL   | .9               | 115 HIV                  | UNK                | J0058        |
| NEPAL               | +UH KATHMANDU                | 1998 | PROSTITUTES - STREET | F ALL   | 16.0             | 300 HIV                  | UNK                | T0211        |
|                     | +OH MAHENDRANAGAR            | 1998 | STD PTS.             | B ALL   | 4.3              | 300 HIV                  | UNK                | R0198        |
| NEW<br>ZEALAND      | +UL NATIONAL                 | 1998 | BLOOD DONORS         | B ALL   | .0               | 78010 HIV                | UNK                | N0242        |
|                     | +UH FIVE URBAN AREAS         | 1997 | IVDU                 | B ALL   | .5               | 591 HIV                  | UNK                | N0242        |
| OMAN                | +UL NOT SPECIFIED            | 1999 | BLOOD DONORS         | B ALL   | .0               | 13028 HIV                | UNK                | S0486        |
|                     | +UH NOT SPECIFIED            | 1999 | STD PTS.             | B ALL   | .0 <sup>b</sup>  | 75 HIV                   | UNK                | S0486        |
| PAKISTAN            | UL LAHORE                    | 1995 | PREGNANT WOMEN       | F ALL   | .6               | 2000 HIV                 | RAPID, ELISA       | P0144        |
|                     | UH LAHORE                    | 1995 | STD PTS.             | B ALL   | 3.7              | 295 HIV                  | RAPID              | P0144        |
| PAPUA NEW<br>GUINEA | UL PORT MORESBY              | 1995 | PREGNANT WOMEN       | F ALL   | .2               | 3653 HIV                 | ELISA, RAPID       | M0506        |
|                     | UH PORT MORESBY              | 1995 | STD PTS.             | B ALL   | 1.9              | 1235 HIV                 | ELISA, RAPID       | M0506        |
| PHILIPPINES         | UL NATIONAL                  | 1994 | BLOOD DONORS         | B ALL   | .0               | 499511 HIV               | UNK                | W0112        |
|                     | +UH METRO CEBU               | 1994 | PROSTITUTES - REG.   | F ALL   | .0               | 303 HIV                  | WB                 | D0210        |
| QATAR               | +UL NOT SPECIFIED            | 1999 | BLOOD DONORS         | B ALL   | .0               | 2464 HIV                 | UNK                | S0486        |
|                     | +UH NOT SPECIFIED            | 1999 | STD PTS.             | B ALL   | 4.5              | 2249 HIV                 | UNK                | S0486        |
| SINGAPORE           | UL NATIONAL                  | 1994 | BLOOD DONORS - VOL.  | B ALL   | .0               | 59716 HIV                | UNK                | W0112        |
|                     | UH NOT SPECIFIED             | 1994 | PROSTITUTES          | F ALL   | 3.7 <sup>b</sup> | N/A HIV                  | UNK                | G0161        |
| SRI LANKA           | +UL GALLE                    | 1998 | BLOOD DONORS         | B ALL   | .0               | 600 HIV                  | ELISA*2, RAPID, WB | S0484        |
|                     | +UH COLOMBO                  | 1998 | PROSTITUTES          | F ALL   | .0               | 407 HIV                  | ELISA*2, RAPID, WB | S0484        |
|                     | +OL RATNAPURA                | 1998 | BLOOD DONORS         | B ALL   | .0               | 600 HIV                  | ELISA*2, RAPID, WB | S0484        |
|                     | +OH RATNAPURA                | 1998 | PROSTITUTES          | F ALL   | .0               | 174 HIV                  | ELISA*2, RAPID, WB | S0484        |
| SYRIA               | +UL NOT SPECIFIED            | 1999 | BLOOD DONORS         | B ALL   | .0               | 98604 HIV                | UNK                | S0486        |
|                     | +UH FOUR CITIES              | 1998 | STD PTS.             | B ALL   | .1               | 858 HIV                  | UNK                | S0483        |
| THAILAND            | +UL CENTRAL REGION           | 1999 | PREGNANT WOMEN       | F ALL   | 2.4              | 25087 HIV                | UNK                | T0216        |
|                     | +UH CENTRAL REGION           | 1999 | PROSTITUTES - DIRECT | F ALL   | 19.1             | 2631 HIV                 | UNK                | T0216        |
| TURKEY              | +UL NATIONAL                 | 1996 | BLOOD DONATIONS      | B ALL   | .0               | 1048479 HIV1             | UNK                | T0203        |
|                     | +UH NATIONAL                 | 1996 | PROSTITUTES          | F ALL   | .1               | 24073 HIV1               | UNK                | T0203        |

Table 3: Detailed Listing of Estimates of HIV-1 and 2 Seroprevalence, by Residence and Risk Factor, for Selected Countries: Circa 1999

| Region/<br>Country  | Risk Geographic<br>Area Area | Year    | Sub-population       | Sex Age | Prev.<br>Rate | Sample Data<br>Size Type | Test<br>Type   | Source<br>ID |
|---------------------|------------------------------|---------|----------------------|---------|---------------|--------------------------|----------------|--------------|
| CAMBODIA            | UL PHNOM PENH                | 1998    | WOMEN                | F ALL   | 3.8           | 400 HIV                  | RAPID,ELISA    | S0476        |
|                     | UH PHNOM PENH                | 1998    | PROSTITUTES - DIRECT | F ALL   | 61.3          | 150 HIV                  | RAPID,ELISA    | S0476        |
|                     | OL 3 PROV./RURAL             | 1998    | WOMEN                | F ALL   | 2.5           | 1200 HIV                 | RAPID,ELISA    | S0476        |
|                     | OH KAMPONG CHAM PR.          | 1998    | PROSTITUTES - DIRECT | F ALL   | 28.0          | 150 HIV                  | RAPID,ELISA    | S0476        |
| CHINA,<br>HONG KONG | UL NATIONAL                  | 1994    | BLOOD DONORS - VOL.  | B ALL   | .0            | 172151 HIV               | UNK            | W0112        |
|                     | UH NOT SPECIFIED             | 1994    | STD PTS.             | B ALL   | .1            | 14496 HIV                | UNK            | L0156        |
| CHINA,<br>MAINLAND  | UL 16 CITIES                 | 1997(?) | PREGNANT WOMEN       | F ALL   | .0            | 8596 HIV                 | ELISA*2,WB     | F0097        |
|                     | +UH NANNING                  | 1998    | PROSTITUTES          | F ALL   | 2.3bc         | N/A HIV                  | ELISA*2        | Q0013        |
|                     | +UH XINJIANG PROV.           | 1997    | IVDU                 | B ALL   | 25.6c         | 1682 HIV                 | UNK            | C0315        |
| CHINA,<br>TAIWAN    | UH TAIPEI & PREF.            | 1995-96 | PROSTITUTES-BROTHEL  | F ALL   | .0            | 132 HIV1                 | ELISA,WB       | Y0031        |
|                     | +UH KAOHSIUNG                | 1995-99 | HOMOSEXUALS          | M ALL   | 7.7           | 620 HIV                  | UNK            | C0308        |
| CYPRUS              | +UL NOT SPECIFIED            | 1999    | PREGNANT WOMEN       | F ALL   | .0            | 2086 HIV                 | UNK            | S0486        |
|                     | +UH NOT SPECIFIED            | 1999    | PROSTITUTES - BAR    | F ALL   | .0            | 3603 HIV                 | UNK            | S0486        |
| INDIA               | +UL NEW DELHI/2 S            | 1999    | PREGNANT WOMEN       | F ALL   | .3c           | 800 HIV                  | UNK            | N0252        |
|                     | +UL MUMBAI/4 SITES           | 1999    | PREGNANT WOMEN       | F ALL   | 2.6c          | 1600 HIV                 | UNK            | N0252        |
|                     | +UH NEW DELHI                | 1999    | STD PTS.             | B ALL   | .8            | 250 HIV                  | UNK            | N0252        |
|                     | +UH MUMBAI/2 SITES           | 1999    | STD PTS.             | B ALL   | 56.3c         | 375 HIV                  | UNK            | N0252        |
|                     | +OL DURGAPUR                 | 1999    | PREGNANT WOMEN       | F ALL   | .3            | 400 HIV                  | UNK            | N0252        |
|                     | +OH GULBURGA                 | 1999    | STD PTS.             | B ALL   | 5.6           | 250 HIV                  | UNK            | N0252        |
| INDONESIA           | +UL BALI                     | 1999    | PREGNANT WOMEN       | F ALL   | .0            | 397 HIV                  | ELISA,WB       | D0253        |
|                     | +UH BALI                     | 1998-99 | PROSTITUTES          | F ALL   | .2            | 600 HIV                  | ELISA,WB       | P0218        |
|                     | +OH KUPANG                   | 1998    | PROSTITUTES          | F ALL   | .0            | 213 HIV                  | UNK            | C0307        |
| IRAN                | +UL NOT SPECIFIED            | 1997    | PREGNANT WOMEN       | F ALL   | .0b           | 71 HIV                   | UNK            | S0486        |
|                     | +UH NOT SPECIFIED            | 1998    | IVDU                 | B ALL   | .5            | 8202 HIV                 | UNK            | S0486        |
| IRAQ                | +UL NOT SPECIFIED            | 1999    | PREGNANT WOMEN       | F ALL   | .0            | 582 HIV                  | UNK            | S0486        |
|                     | +UH NOT SPECIFIED            | 1998    | PROSTITUTES - BAR    | F ALL   | .0            | 1027 HIV                 | UNK            | S0486        |
| JAPAN               | +UL 30 PREFECTURES           | 1998    | PREGNANT WOMEN       | F ALL   | .0            | 179462 HIV               | UNK            | K0333        |
|                     | UH TOKYO                     | 1996    | HOMOSEXUALS          | M ALL   | 19.4          | 165 HIV                  | RAPID,ELISA,WB | I0045        |
| JORDAN              | +UL NOT SPECIFIED            | 1999    | BLOOD DONORS         | B ALL   | .0            | 59528 HIV                | UNK            | S0486        |
|                     | +UH NOT SPECIFIED            | 1995    | STD PTS.             | B ALL   | .0            | 781 HIV                  | UNK            | S0486        |
| KUWAIT              | +UL SABAH AREA               | 1998    | PREGNANT WOMEN       | F ALL   | .0            | 501 HIV                  | UNK            | K0303        |
|                     | +UH KUWAIT                   | 1998    | STD PTS.             | B ALL   | .0            | 523 HIV                  | UNK            | S0486        |
|                     | +UH KUWAIT                   | 1998    | IVDU                 | B ALL   | .0            | 181 HIV                  | UNK            | S0486        |
| LAOS                | UL VIENTIANE                 | 1996    | PREGNANT WOMEN       | F ALL   | .4            | 502 HIV                  | ELISA,WB       | L0262        |

Table 3: Detailed Listing of Estimates of HIV-1 and 2 Seroprevalence, by Residence and Risk Factor, for Selected Countries: Circa 1999

| Region/<br>Country   | Risk Geographic<br>Area Area | Year    | Sub-population       | Sex | Age | Prev.<br>Rate | Sample Data<br>Size Type | Test<br>Type   | Source<br>ID                     |
|----------------------|------------------------------|---------|----------------------|-----|-----|---------------|--------------------------|----------------|----------------------------------|
| EL SALVADOR          | UL NOT SPECIFIED             | 1996    | WOMEN                | F   | ALL | .5            | 2195 HIV                 | ELISA          | D0202                            |
|                      | UH NOT SPECIFIED             | 1995-96 | STD PTS.             | B   | ALL | 6.0           | 531 HIV                  | ELISA          | D0202                            |
| GUATEMALA            | UL GUATEMALA CITY            | 1996    | BLOOD DONORS         | B   | ALL | .4            | 845 HIV                  | ELISA,WB       | C0251                            |
|                      | UH GUATEMALA CITY            | 1996    | PROSTITUTES          | F   | ALL | 1.1           | 283 HIV                  | ELISA*2        | C0251                            |
|                      | OH JUTIAPA DIVISION          | 1994    | PROSTITUTES          | F   | ALL | .8            | 131 HIV                  | RAPID,ELISA    | C0250                            |
| GUYANA               | +UL GEORGETOWN               | 1997    | PREGNANT WOMEN       | F   | ALL | 3.8           | 265 HIV1                 | ELISA,WB       | W0121                            |
|                      | UH GEORGETOWN                | 1997    | PROSTITUTES          | F   | ALL | 43.6          | 124 HIV                  | ELISA*2        | P0197                            |
| HAITI                | +UL PORT-AU-PRINCE           | 1996    | PREGNANT WOMEN       | F   | ALL | 10.0b         | N/A HIV                  | UNK            | G0225                            |
|                      | OL MIREBALAIS                | 1996    | PREGNANT WOMEN       | F   | ALL | 4.8           | 273 HIV                  | UNK            | C0284                            |
| HONDURAS             | +UL SAN PEDRO SULA           | 1998    | PREGNANT WOMEN       | F   | ALL | 5.0b          | N/A HIV                  | UNK            | T0200                            |
|                      | +UH SAN PEDRO SULA           | 1997    | PROSTITUTES          | F   | ALL | 13.0          | 200 HIV                  | UNK            | B0383                            |
|                      | OL TELA                      | 1994    | PREGNANT WOMEN       | F   | ALL | 1.4b          | N/A HIV                  | UNK            | M0495                            |
|                      | +OH COMAYAGUA                | 1997    | PROSTITUTES          | F   | ALL | 3.0           | 100 HIV                  | UNK            | B0383                            |
| JAMAICA              | +UL THREE PARISHES           | 1997    | PREGNANT WOMEN       | F   | ALL | 1.0           | 908 HIV                  | UNK            | J0059                            |
|                      | +UH THREE PARISHES           | 1997    | STD PTS.             | B   | ALL | 6.4           | 1103 HIV                 | UNK            | J0059                            |
| MEXICO               | UL MEXICO CITY               | 1997    | PREGNANT WOMEN       | F   | ALL | .1            | 3849 HIV                 | UNK            | L0238                            |
|                      | UH 18 STATES                 | 1996    | PROSTITUTES          | F   | ALL | 1.0           | 5153 HIV                 | UNK            | S0468                            |
| NICARAGUA            | UH NOT SPECIFIED             | 1997    | PROSTITUTES          | F   | ALL | .2            | 420 HIV                  | ELISA*3,WB     | P0177                            |
| PANAMA               | UL PANAMA OESTE RG           | 1997    | PREGNANT WOMEN       | F   | ALL | .9            | 227 HIV                  | ELISA*3        | G0263                            |
|                      | UH NOT SPECIFIED             | 1997    | PROSTITUTES          | F   | ALL | .3            | 4285 HIV                 | ELISA*3,IFA,WB | G0263                            |
| PERU                 | UL LIMA                      | 1996-97 | PREGNANT WOMEN       | F   | ALL | .5            | 12436 HIV                | ELISA,WB       | A0188                            |
|                      | UH LIMA                      | 1995-96 | PROSTITUTES - UNREG. | F   | ALL | 5.0           | 311 HIV                  | UNK            | G0209                            |
| TRINIDAD<br>& TOBAGO | UL NOT SPECIFIED             | 1995/96 | PREGNANT WOMEN       | F   | ALL | 1.0b          | N/A HIV                  | ELISA          | L0234                            |
|                      | +UH SAN FERNANDO             | 1996    | STD PTS.             | B   | ALL | 5.9           | 479 HIV                  | ELISA*2,WB     | L0243                            |
| URUGUAY              | UL MONTEVIDEO                | 1997    | BLOOD DONORS         | B   | ALL | .1c           | 94706 HIV1,2             | ELISA,IFA,WB   | B0373<br>B0374<br>B0376<br>B0378 |
|                      | UH MONTEVIDEO                | 1997    | IVDU                 | B   | ALL | 24.4c         | 409 HIV1,2               | ELISA,IFA,WB   | B0373<br>B0374<br>B0376<br>B0378 |
|                      | UH MONTEVIDEO                | 1997    | PROSTITUTES          | F   | ALL | .5c           | 1127 HIV1,2              | ELISA,IFA,WB   | B0373<br>B0374<br>B0376<br>B0378 |
| VENEZUELA            | UL CARACAS                   | 1996    | PREGNANT WOMEN       | F   | ALL | .0            | 560 HIV1                 | IFA            | P0203                            |
|                      | +UH BOLIVAR STATE            | 1996    | PROSTITUTES          | F   | ALL | 1.1b          | 88 HIV                   | ELISA*2,WB     | F0111                            |
|                      | OL MACUTO                    | 1996    | PREGNANT WOMEN       | F   | ALL | .0            | 460 HIV1                 | IFA            | P0203                            |



Table 3: Detailed Listing of Estimates of HIV-1 and 2 Seroprevalence, by Residence and Risk Factor, for Selected Countries: Circa 1999

| Region/<br>Country             | Risk<br>Area | Geographic<br>Area | Year    | Sub-population         | Sex | Age | Prev.<br>Rate | Sample Data<br>Size Type | Test<br>Type | Source<br>ID |
|--------------------------------|--------------|--------------------|---------|------------------------|-----|-----|---------------|--------------------------|--------------|--------------|
| VIETNAM                        | +UL          | HO CHI MINH        | 1999    | PREGNANT WOMEN         | F   | ALL | .2            | 1006 HIV                 | UNK          | H0145        |
|                                | +UH          | HO CHI MINH        | 1999    | PROSTITUTES            | F   | ALL | 4.9b          | 81 HIV                   | UNK          | H0145        |
|                                | +UH          | HO CHI MINH        | 1999    | IVDU                   | B   | ALL | 26.9          | 238 HIV                  | UNK          | H0145        |
|                                | +OL          | DONG NAI PROV.     | 1999    | PREGNANT WOMEN         | F   | ALL | .0            | 800 HIV                  | UNK          | H0145        |
|                                | +OH          | HA TINH PROVINCE   | 1999    | PROSTITUTES            | F   | ALL | .6            | 163 HIV                  | UNK          | H0145        |
|                                | +OH          | NAM DINH           | 1999    | IVDU                   | B   | ALL | 12.4          | 170 HIV                  | UNK          | H0145        |
| YEMEN                          | +UL          | NOT SPECIFIED      | 1998    | BLOOD DONORS           | B   | ALL | .0            | 19813 HIV                | UNK          | S0486        |
|                                | +UH          | NOT SPECIFIED      | 1998    | STD PTS.               | B   | ALL | 2.9           | 585 HIV                  | UNK          | S0486        |
| *LATIN AMERICA &<br>*CARIBBEAN |              |                    |         |                        |     |     |               |                          |              |              |
| ARGENTINA                      | +UL          | BUENOS AIRES PR.   | 1998    | PREGNANT WOMEN         | F   | ALL | 1.2           | 12881 HIV                | UNK          | B0390        |
|                                | +UH          | BUENOS AIRES PR.   | 1998    | STD PTS.               | B   | ALL | 10.8          | 454 HIV                  | UNK          | B0390        |
|                                | +OL          | SANTA CRUZ PROV.   | 1998    | PREGNANT WOMEN         | F   | ALL | .5            | 832 HIV                  | UNK          | B0390        |
|                                | +OH          | ENTRE RIOS PROV.   | 1998    | STD PTS.               | B   | ALL | 2.8           | 502 HIV                  | UNK          | B0390        |
| BARBADOS                       | UL           | NATIONAL           | 1996    | PREGNANT WOMEN         | F   | ALL | 1.1           | 1012 HIV                 | UNK          | P0200        |
| BELIZE                         | UL           | BELIZE DISTRICT    | 1995    | PREGNANT WOMEN         | F   | ALL | 2.3           | 474 HIV                  | UNK          | P0142        |
| BOLIVIA                        | UL           | COCHABAMBA         | 1997    | PREGNANT WOMEN         | F   | ALL | .5            | 980 HIV                  | ELISA*2      | Z0075        |
|                                | UH           | COCHABAMBA         | 1997    | STD PTS.               | B   | ALL | 2.0b          | 99 HIV                   | ELISA*2      | Z0075        |
| BRAZIL                         | UL           | RIO DE JANEIRO     | 1996-97 | PREGNANT WOMEN         | F   | ALL | 2.6           | 966 HIV                  | ELISA*2,WB   | V0093        |
|                                | UH           | SOUTHEAST AREA     | 1997    | STD PTS.               | B   | ALL | 6.0c          | 2053 HIV                 | UNK          | C0279        |
|                                | OL           | CENTER WEST AREA   | 1997    | PREGNANT WOMEN         | F   | ALL | .6c           | 1163 HIV                 | UNK          | C0279        |
|                                | OH           | CENTER WEST AREA   | 1997    | STD PTS.               | B   | ALL | 2.8c          | 1113 HIV                 | UNK          | C0279        |
| CHILE                          | UL           | METROPOLITAN RG.   | 1996-97 | PREGNANT WOMEN         | F   | ALL | .1b           | N/A HIV                  | UNK          | C0271        |
|                                | UH           | METROPOLITAN RG.   | 1996-97 | STD PTS.               | B   | ALL | 3.0b          | N/A HIV                  | UNK          | C0271        |
|                                | OL           | ANTOFAGASTA RG.    | 1996-97 | STD PTS.               | B   | ALL | .0b           | N/A HIV                  | UNK          | C0271        |
| COLOMBIA                       | UL           | BARRANQUILLA       | 1994    | PREGNANT WOMEN         | F   | ALL | 1.1           | 1233 HIV1                | UNK          | G0184        |
|                                | UH           | BARRANQUILLA       | 1994    | PROSTITUTES & STD PTS. | B   | ALL | 3.4           | 119 HIV1                 | UNK          | G0184        |
|                                | OL           | PUTAMAYO           | 1994    | PREGNANT WOMEN         | F   | ALL | .4            | 1947 HIV1                | UNK          | G0184        |
|                                | OH           | PUTAMAYO           | 1994    | PROSTITUTES            | F   | ALL | .6            | 470 HIV1                 | UNK          | G0184        |
| COSTA RICA                     | UL           | SAN JOSE           | 1997    | PREGNANT WOMEN         | F   | ALL | .3            | 800 HIV                  | ELISA,WB     | M0574        |
|                                | UH           | SAN JOSE           | 1995    | PROSTITUTES            | F   | ALL | .9            | 2296 HIV                 | UNK          | H0139        |
|                                | OL           | LIMON              | 1997    | PREGNANT WOMEN         | F   | ALL | .1            | 800 HIV                  | ELISA,WB     | M0574        |
| CUBA                           | UL           | NOT SPECIFIED      | 1996(?) | PREGNANT WOMEN         | F   | ALL | .0            | 1668237 HIV              | ELISA,WB     | M0484        |
| DOMINICAN<br>REPUBLIC          | +UL          | SANTO DOMINGO      | 1998    | PREGNANT WOMEN         | F   | ALL | 1.4           | 970 HIV1                 | ELISA        | R0188        |
|                                | +UH          | SANTO DOMINGO/3S   | 1998    | PROSTITUTES            | F   | ALL | 3.9           | 460 HIV1                 | ELISA        | R0188        |
|                                | +OL          | LA ROMANA          | 1998    | PREGNANT WOMEN         | F   | ALL | 2.1           | 195 HIV1                 | ELISA        | R0188        |
|                                | +OH          | LA ROMANA          | 1998    | PROSTITUTES            | F   | ALL | 4.5           | 157 HIV1                 | ELISA        | R0188        |

Table 3: Detailed Listing of Estimates of HIV-1 and 2 Seroprevalence, by Residence and Risk Factor, for Selected Countries: Circa 1999

| Region/<br>Country | Risk Geographic<br>Area Area | Year | Sub-population         | Sex Age | Prev.<br>Rate | Sample Data<br>Size Type | Test<br>Type | Source<br>ID |
|--------------------|------------------------------|------|------------------------|---------|---------------|--------------------------|--------------|--------------|
| MOLDOVA            | UL NATIONAL                  | 1995 | PREGNANT WOMEN         | F ALL   | .0            | 14112 HIV1               | UNK          | M0581        |
|                    | UH NATIONAL                  | 1996 | DRUG USERS             | B ALL   | 1.3           | 3676 HIV1                | UNK          | M0581        |
| POLAND             | UL NATIONAL                  | 1996 | ADULT BLOOD DONOR- NEW | B ALL   | .0            | 156777 HIV1              | UNK          | P0206        |
|                    | UH WARSAW REGION             | 1993 | ADULT DRUG USERS       | B ALL   | 45.9          | 205 HIV1                 | UNK          | P0206        |
|                    | OH UPPER SILESIA             | 1996 | IVDU                   | B ALL   | 38.0          | 623 HIV                  | UNK          | A0208        |
| ROMANIA            | UL NATIONAL                  | 1996 | BLOOD DONATIONS        | B ALL   | .0            | 373289 HIV1              | UNK          | R0187        |
|                    | UH NATIONAL                  | 1996 | ADULT STD PTS.         | B ALL   | .5            | 3849 HIV1                | UNK          | R0187        |
| RUSSIA             | UL NOT SPECIFIED             | 1997 | PREGNANT WOMEN         | F ALL   | .0            | 2831597 HIV              | UNK          | P0191        |
|                    | UH NOT SPECIFIED             | 1997 | IVDU                   | B ALL   | .7            | 175248 HIV               | UNK          | P0191        |
| SLOVAKIA           | UL NATIONAL                  | 1995 | PREGNANT WOMEN         | F ALL   | .0            | 15974 HIV1               | UNK          | S0477        |
|                    | UH NATIONAL                  | 1996 | STD PTS.               | B ALL   | .0            | 2079 HIV1                | UNK          | S0477        |
| SLOVENIA           | UL LJUBLJANA REGION          | 1994 | PREGNANT WOMEN         | F ALL   | .0            | 3652 HIV1                | UNK          | S0461        |
|                    | UH LJUBLJANA REGION          | 1997 | HOMOSEXUALS            | M ALL   | 1.5           | 136 HIV1,2               | ELISA*2,WB   | K0279        |
| UKRAINE            | UL KIEV REGION               | 1996 | PREGNANT WOMEN         | F ALL   | .0            | 4060 HIV1                | UNK          | U0050        |
|                    | UH KIEV REGION               | 1996 | STD PTS.               | B ALL   | 0.6           | 4636 HIV1                | UNK          | U0050        |
|                    | UH KIEV REGION               | 1996 | DRUG USERS             | B ALL   | 3.1           | 1607 HIV1                | UNK          | U0050        |
|                    | OL NIKOLAIEV REGION          | 1996 | PREGNANT WOMEN         | F ALL   | .2            | 7114 HIV1                | UNK          | U0050        |
|                    | OH NIKOLAIEV REGION          | 1996 | STD PTS.               | B ALL   | 2.3           | 3876 HIV1                | UNK          | U0050        |
|                    | OH NIKOLAIEV REGION          | 1996 | DRUG USERS             | B ALL   | 22.2          | 6906 HIV1                | UNK          | U0050        |

a Rate represents co-infection with HIV1 and HIV2 and should not therefore be combined with other figures.

b Data are best available but are not necessarily reliable due to small (<100) or unknown sample size.

c Data combined.

+ Data changed and/or added.

Risk Area Codes:

UL -- Urban low risk

UH -- Urban high risk

OL -- Outside city low risk

OH -- Outside city high risk

2 -- Data for HIV2

SOURCE: U.S. Census Bureau, HIV/AIDS Surveillance Data Base, 6/2000 Update

Table 3: Detailed Listing of Estimates of HIV-1 and 2 Seroprevalence, by Residence and Risk Factor, for Selected Countries: Circa 1999

| Region/<br>Country | Risk<br>Area | Geographic<br>Area | Year    | Sub-population   | Sex   | Age   | Prev.<br>Rate | Sample<br>Size | Data<br>Type | Test<br>Type | Source<br>ID |
|--------------------|--------------|--------------------|---------|------------------|-------|-------|---------------|----------------|--------------|--------------|--------------|
| *EUROPE            |              |                    |         |                  |       |       |               |                |              |              |              |
| ALBANIA            | UL           | NATIONAL           | 1996    | BLOOD DONATIONS- | ADULT | B ALL | .0            | 18692          | HIV1         | UNK          | A0224        |
| ARMENIA            | +UL          | YEREVAN            | 1998    | PREGNANT WOMEN   |       | F ALL | .1            | 1545           | HIV          | UNK          | A0232        |
|                    | +UH          | YEREVAN            | 1998    | STD PTS.         |       | M ALL | .0b           | 61             | HIV          | UNK          | A0232        |
|                    | +OL          | LORI REGION        | 1998    | PREGNANT WOMEN   |       | F ALL | .0            | 438            | HIV          | UNK          | A0232        |
|                    | +OH          | LORI REGION        | 1998    | STD PTS.         |       | F ALL | .0            | 151            | HIV          | UNK          | A0232        |
| AZERBAIJAN         | +UL          | BAKU               | 1998    | PREGNANT WOMEN   |       | F ALL | .1            | 9827           | HIV          | UNK          | A0233        |
|                    | +UH          | BAKU               | 1998    | STD PTS.         |       | B ALL | .2            | 1277           | HIV          | UNK          | A0233        |
|                    | +UH          | BAKU               | 1998    | IVDU             |       | B ALL | 2.3           | 477            | HIV          | UNK          | A0233        |
| BELARUS            | UL           | MINSK CITY         | 1996    | BLOOD DONATIONS  |       | B ALL | .0            | 113372         | HIV1         | UNK          | B0380        |
|                    | UH           | NATIONAL           | 1996    | ADULT DRUG USERS |       | B ALL | 6.7           | 8364           | HIV1         | UNK          | B0380        |
|                    | +OL          | GOMEL REGION       | 1997    | PREGNANT WOMEN   |       | F ALL | .0            | 636            | HIV          | UNK          | B0391        |
|                    | OH           | SVETLOGORSK        | 1997    | IVDU             |       | B ALL | 66.8          | 202            | HIV          | UNK          | B0365        |
| BULGARIA           | UL           | NATIONAL           | 1993    | PREGNANT WOMEN   |       | F ALL | .0            | 39797          | HIV1         | UNK          | B0381        |
|                    | UH           | NATIONAL           | 1993    | STD PTS.         |       | B ALL | .0            | 1863           | HIV1         | UNK          | B0381        |
| CROATIA            | UL           | NATIONAL           | 1996    | BLOOD DONATIONS  |       | B ALL | .0            | 160721         | HIV1         | UNK          | C0285        |
|                    | UH           | NATIONAL           | 1995    | DRUG USERS       |       | B ALL | 1.1           | 353            | HIV1         | UNK          | C0285        |
| CZECH<br>REPUBLIC  | +UL          | NATIONAL           | 1998    | PREGNANT WOMEN   |       | F ALL | .0            | 123436         | HIV          | UNK          | C0291        |
|                    | +UH          | NATIONAL           | 1998    | STD PTS.         |       | B ALL | .0            | 6355           | HIV          | UNK          | C0291        |
|                    | UH           | PRAGUE             | 1996-97 | DRUG USERS       |       | B ALL | .2            | 617            | HIV1         | ELISA, WB    | M0556        |
| ESTONIA            | UL           | NATIONAL           | 1996    | BLOOD DONATIONS- | ADULT | B ALL | .0            | 49166          | HIV1         | UNK          | E0066        |
|                    | UH           | NATIONAL           | 1996    | ADULT STD PTS.   |       | B ALL | .0            | 3359           | HIV1         | UNK          | E0066        |
| GEORGIA            | +UL          | TBILISI            | 1997    | PREGNANT WOMEN   |       | F ALL | .0            | 3168           | HIV          | UNK          | G0250        |
|                    | +UH          | NATIONAL           | 1997    | STD PTS.         |       | B ALL | .0            | 4253           | HIV          | UNK          | G0250        |
| HUNGARY            | UL           | NATIONAL           | 1996    | PREGNANT WOMEN   |       | F ALL | .0            | 4710           | HIV1         | UNK          | H0148        |
|                    | UH           | NOT SPECIFIED      | 1997    | IVDU             |       | B ALL | .0            | 180            | HIV          | UNK          | U0051        |
| KAZAKHSTAN         | +UL          | NATIONAL           | 1998    | BLOOD DONORS     |       | B ALL | .0            | 374535         | HIV          | UNK          | K0301        |
|                    | +UH          | NATIONAL           | 1998    | PROSTITUTES      |       | F ALL | .0            | 12965          | HIV          | UNK          | K0301        |
| KYRGYZSTAN         | UL           | NATIONAL           | 1996    | PREGNANT WOMEN   |       | F ALL | .0            | 25769          | HIV1         | UNK          | K0298        |
| LATVIA             | +UL          | NATIONAL           | 1998    | PREGNANT WOMEN   |       | F ALL | .0            | 4989           | HIV          | UNK          | L0270        |
|                    | +UH          | NATIONAL           | 1998    | STD PTS.         |       | B ALL | .1            | 17299          | HIV          | UNK          | L0270        |
|                    | +UH          | THREE CITIES       | 1998    | IVDU             |       | B ALL | 11.0          | 310            | HIV          | UNK          | L0270        |
| LITHUANIA          | UL           | VILNIUS REGION     | 1996    | BLOOD DONATIONS  |       | B ALL | .0            | 42348          | HIV1         | UNK          | L0268        |
|                    | UH           | VILNIUS REGION     | 1996    | STD PTS.         |       | B ALL | .0            | 7800           | HIV1         | UNK          | L0268        |

- B0390 Bloch, C., 1999, Vigilancia de Segunda Generacion en la Republica Argentina, Third Meeting of the LAC Epidemiological Network, Cuernavaca, Mexico, 12-14 April, report.
- B0391 Belarus, National AIDS Program, 1999, Update UNAIDS Epidemiological Fact Sheet, UNAIDS.
- B0393 Burkina Faso Ministere de la Sante, 1999, Rapport Sur les Donnees de Serosurveillance Site Sentinelle et la Notification des Cas de SIDA et des MST au 31 decembre 1998, DMP/SPCNL-SIDA-MST, Mai, unpublished report.
- B0406 Buve, A., R. Musonda, M. Carael, et al., 1999, Multicentre Study on Factors Determining the Differential Spread of HIV in 4 African Towns, XI International Conference on AIDS and STDs in Africa, Lusaka, Zambia, 9/12-16, Late Breaker Session.
- C0207 Catraye, J., L. Diarra, L. H. Ouedraogo, et al., 1995, Decentralisation de la Serosurveillance du VIH et des MST au Mali: Experience du Projet Pase, IX International Conference on AIDS and STD in Africa, Kampala, Uganda, 12/10-14, Abstract WeC790.
- C0250 Calderon Chavarria, J. L., 1994, Antigeno de Superficie (HBsAg) de la Hepatitis B y Anticuerpos contra Virus de la Inmunodeficiencia Humana en Trabajadoras. . ., Tesis de Graduacion de Medico y Cirujano, Facultad de Ciencias Medicas, Universidad de San Carlos de Guatemala, agosto, unpublished document.
- C0251 Chua Lopez, C. A., et al., 1996, VIH-SIDA en la Zona 6 de Guatemala, Un Estudio Prospectivo, Guatemala, final report.
- C0265 Cassamal, L., I. Avarenga, M. Drouin, et al., 1997, Prevalence of HIV-1, HIV-2, Neisseria Gonorrhoeae, Chlamydia Trachomatis, and Genital Warts in Women Living in Bafata . . ., Xth International Conference on AIDS and STD in Africa Abidjan, Cote d'Ivoire, 12/7-11, Poster B.492.
- C0266 Carosi, G., N. E. Udonwa, J. Nwosu, et al., 1997, Notified AIDS and HIV Infection Cases in the Seychelles: Epidemiological Trends, Xth International Conference on AIDS and STD in Africa Abidjan, Cote d'Ivoire, 12/7-11, Poster B.493.
- C0271 Chile Ministerio de Salud, 1998, Caracterizacion Epidemiologica del VIH/SIDA en Chile, Boletin Epidemiologico Trimestral Conasida, number 4, marzo, serie documentos.
- C0279 Cuchi, P., 1998, HIV Seroprevalence Sentinel Study, Brazil, 1997, Internet mail, Wednesday, September 30th, Brazil data tables.
- C0284 Cuellar, N. M., V. Cayemittes, 1998, Epidemiological Fact Sheet Update, Haiti National AIDS Control Program, PAHO/WHO Interoffice Memorandum of December 10, tables.
- C0285 Croatia, 1997, European HIV Prevalence Database: December 1997 Update, European Centre for the Epidemiological Monitoring of AIDS, WHO-EU Collaborating Centre on AIDS, Saint-Maurice, France.
- C0291 Czech Republic National AIDS Program, 1999, Update UNAIDS Epidemiological Fact Sheet, UNAIDS.
- C0307 CDC & EH Indonesian Ministry of Health, 1999, HIV/AIDS, STDs and Related Risk Behaviour in Indonesia, Report of a Consensus Workshop, Golden Hotel, Jakarta, 9/27-28, draft report.
- C0308 Chang, C. L., R. L. Chang, P. P. Chen, et al., 1999, Experience from an AIDS Counseling and Anonymous Test Program for MSM in Taiwan, 1995-1999, 5th International Congress on AIDS in Asia and the Pacific, Kuala Lumpur, Malaysia, 10/20-27, Abstract PMCD040.
- C0312 Chad Ministere de la Sante Publique, 1999, Rapport D' Activites du 3eme Trimestre 1999, Republique du Tchad Ministere de la Sante Publique, Direction Generale Programme National de Lutte Contre le SIDA/MST, October, report.
- C0313 Chad Ministere de la Sante Publique, 1999, Rapport D' Activites du 4eme Trimestre 1999, Republique du Tchad Ministere de la Sante Publique, Direction Generale Programme National de Lutte Contre le SIDA/MST, December, report.
- C0315 China National AIDS Program, 1999, Update UNAIDS Epidemiological Fact Sheet, UNAIDS.
- D0202 De Bonilla, G., 1996, El Salvador HIV/AIDS Summary Report, Sited by Patricio Murgueytio, PASCA, personal memo.
- D0210 Dayrit, M. M., T. J. Badoy, 1994, Results of the Second Round of Surveillance Activities, NCR-Quezon, City, Metro Cebu, and Metro Davao, April - June, 1994, National HIV Sentinel Surveillance System, Department of Health.
- D0227 Diarra, L., 1995, Consultation Pour le Renforcement des Activites de Surveillance VIH/SIDA/MST Aux Comores: Moroni, 10-16 November 1995, Republique Federale Islamique des Comores, Rapport de Mission.
- D0246 Democratic Republic of Congo National AIDS Program, 1999, Update UNAIDS Epidemiological Fact Sheet, UNAIDS
- D0253 Davies, S. C., S. Partohudoyo, G. Neilsen, et al., 1999, Diagnosis of STDs in Maternal and Child Community Health Clinics in Bali, Indonesia, 5th International Congress on AIDS in Asia and the Pacific, Kuala Lumpur, Malaysia, 10/20-27, Session MCD23-06.
- E0059 Esu-Williams, E., C. Mulanga-Kabeya, T. O. Harry, et al., 1997, Seroprevalences of HIV-1, HIV-2 and HIV-1 Group O in Nigeria: Evidence for a Growing Increase of HIV Infection, Xth International Conference on AIDS and STD in Africa Abidjan, Cote d'Ivoire, 12/7-11, Poster A.908.
- E0064 Epstein, J. S., P. M. Grimley, O. Preble, et al., 1987, Absence of Antibodies to Human Immunodeficiency Virus in Homosexual, Hemophilic, and Heterosexual Men in Budapest, Hungary . . ., Journal of Infectious Diseases, vol. 155, no. 1, pp. 134-136, Abstract in Bureau of Hygiene Citations Reference, 02 April 93.
- E0066 Estonia, 1997, European HIV Prevalence Database: December 1997 Update, European Centre for the Epidemiological Monitoring of AIDS, WHO-EU Collaborating Centre on AIDS, Saint-Maurice, France.
- F0097 Fain, J., W. Xu, Z. Li, et al., 1997, The Correlation between Number of Sexual Partners, Incidence of Sexually Transmitted Disease, Hepatitis B Virus and HIV . . ., 4th International Congress on AIDS in Asia and the Pacific, Manila, Philippines, 10/25-29, Poster AP110.

## REFERENCES

## Source ID

- A0166 Abbas, M. H., Phillipon, Tandia, et al., 1996, Prevalence of Sexually Transmitted Infections among Patients with Genital Discharge and Pregnant Women in Mauritania, XI International Conference on AIDS, Vancouver, 7/7-14, Poster, Mo.C.1632.
- A0173 Abbas, M. E. H., 1996, Analyses Situationnelles Sur le SIDA en Republique Islamique de Mauritanie, Programme National de Lutte Contre les MST et le SIDA, Mauritanie, fevrier, report.
- A0188 Alarcon, J., C. Rodriguez, K. Johnson, et al., 1997, Determinants and Prevalence of HIV and Syphilis in Pregnant Women in Lima, Peru, V Pan-American Conference on AIDS and XI Latin American Congress on STD, Lima, Peru, 12/3-6, Abstract P033.
- A0200 Alexandre, Y. P., G. B. Mangdah, K. L. Ngaba, et al., 1997, Epidemiologie du VIH/SIDA/MST au Tchad a Travers une Enquete Transversale, Xth International Conference on AIDS and STD in Africa Abidjan, Cote d'Ivoire, 12/7-11, Session A.428.
- A0208 Alcabes, P., J. P. Grund, M. Beniowski, et al., 1998, Possible Epidemic Spread of HIV by Syringe-Based Drug Sharing in Poland: Paradigm for the New Frontier, 12th World AIDS Conference, Geneva, 6/28-7/3, Poster 13186.
- A0212 Alexandre, Y. P., D. Julvez, A. Niamey, et al., 1998, HIV-1 Seropositivity among Prostitutes in the Tenere Desert Niger, 12th World AIDS Conference, Geneva, 6/28 - 7/3, Poster 43564.
- A0224 Albania, 1997, European HIV Prevalence Database: December 1997 Update, European Centre for the Epidemiological Monitoring of AIDS, WHO-EU Collaborating Centre on AIDS, Saint-Maurice, France.
- A0228 Asamoah-Odei, E., 1999, Mission Report, WHO/UNAIDS, Mozambique, 05-16 April, Mission report.
- A0229 Adjovi, C., 1998, Rapport de L'Enquete Nationale de Surveillance de L'Infection par le VIH au Benin Annee 1998, Ministere de la Sante Publique Cabinet, Direction Nationale de la Protection Sanitaire, Programme National de Lutte Contre le SIDA et les MST.
- A0230 Asamoah-Odei, E., 1999, Mission Report, World Health Organization, Travel Report Summary, Ethiopia, 21 June - 04 July, unpublished report.
- A0231 Ahmed, H. J., 1997, STD/HIV Prevalence and Chemotherapy Studies in Somaila, Department of Medical Microbiology, University of Goteborg, Goteborg, Sweden, document.
- A0232 Armenia National AIDS Program, 1999, Update UNAIDS Epidemiological Fact Sheet, UNAIDS.
- A0233 Azerbaijan National AIDS Program, 1999, Update UNAIDS Epidemiological Fact Sheet, UNAIDS.
- A0237 Aklilu, M., T. Messele, T. Biru, et al., 1999, Factors Associated with HIV Infection among Sex Workers of Addis Ababa, 1998, XI International Conference on AIDS and STDs in Africa, Lusaka, Zambia, 9/12-16, Abstract 15DT3-4.
- A0245 Asamoah-Odei, E., N. Ogundiran, N. Sani Gwaro, et al., 1999, HIV/Syphilis Sentinel Sero-Prevalence Survey in Nigeria, National AIDS/STD Control Programme, Federal Ministry of Health, November, Technical report.
- B0020 Bureau Elargi du PNLs, 1992, Togo Trip Report, WHO/GPA.
- B0164 Bahrain National AIDS Program, 1999, Update UNAIDS Epidemiological Fact Sheet, UNAIDS.
- B0271 Bamba, B., M. Soumah, P. Lutumba, et al., 1995, Etude de Prevalence du VIH et les Autres MST chez les Filles Libres a Conakry, IX International Conference on AIDS and STD in Africa, Kampala, Uganda, 12/10-14, Poster TuC619.
- B0341 Bougoudogo, F., C. Mulanga, S. Diarra, et al., 1997, Prevalence de L'Infection par Le VIH Chez les Femmes Enceintes et les Femmes Libres dans le District de Bamako, Xth International Conference on AIDS and STD in Africa Abidjan, Cote d'Ivoire, 12/7-11, Poster B.447.
- B0344 Bablia, M. I., 1997, HIV/AIDS Surveillance Report: 1996, Epidemiology Section National AIDS Control Program Cameroon, Ministry of Public Health, May, document.
- B0362 Bahdon, D. G., 1998, Situation de L'Infection a VIH/SIDA et des Maladies Sexuellement Transmissibles en Republique de Djibouti, Ministere de la Sante Publique et des Affaires Sociales, Programme National de Lutte Contre le SIDA.
- B0365 Bezruchenko-Novachuk, M., V. Romantsov, K. Street, et al., 1998, Sentinel Surveillance Conducted within the Frame of the Project of HIV Prevention among IDUs in the Town of Svetlogorsk . . ., 12th World AIDS Conference, Geneva, 6/28 - 7/3, Poster 43467.
- B0373 Berriolo, R., Programa Nacional de Control de ETS/SIDA, 1998, PAHO/WHO HIV Surveillance, March 3, PAHO/WHO
- B0374 Berriolo, R., Programa Nacional de Control de SIDA (M.S.P.), 1997, PAHO/WHO HIV Surveillance, November 20, PAHO/WHO.
- B0376 Berriolo, R., Programa Nacional de Control de SIDA (M.S.P.), 1997, PAHO/WHO HIV Surveillance, August 4, PAHO/WHO.
- B0378 Berriolo, R., Programa Nacional de Control de ETS/SIDA, 1997, PAHO/WHO HIV Surveillance, May 19, PAHO/WHO.
- B0380 Belarus, 1997, European HIV Prevalence Database: December 1997 Update, European Centre for the Epidemiological Monitoring of AIDS, WHO-EU Collaborating Centre on AIDS, Saint-Maurice, France.
- B0381 Bulgaria, 1997, European HIV Prevalence Database: December 1997 Update, European Centre for the Epidemiological Monitoring of AIDS, WHO-EU Collaborating Centre on AIDS, Saint-Maurice, France.
- B0383 Branson, B., 1999, HIV and Syphilis Prevalence Studies, Briefing Consultation by Dr. Bernard Branson, 13-24 April, Fax Communication from Richard Monteith, USAID/Honduras, 19 February.
- B0386 Burundi Ministere de la Sante Publique, 1998, Donnees de Surveillance du VIH/MST et du Comportement Sexuel au Burundi, Programme National de Lutte Contre le SIDA et MST Bujumbura, 31 August, unpublished document.
- B0389 Beni, B., 1998, Transmission Notifications cas de SIDA/MST 1998, Republique Democratique du Congo, Ministere de la Sante Publique et Affaires Sociales, PNLs & BCC/SIDA, unpublished report.

- K0309 Koblavi, S., K. N'guessan, D. Yavo, et al., 1999, Field Evaluation of Rapid HIV Serologic Tests for the Diagnosis of HIV-1 and HIV-2 Infections in Women Attending an Antenatal. . ., XI International Conference on AIDS and STDs in Africa, Lusaka, Zambia, 9/12-16, Poster 15PT512-16.
- K0333 Kamakura, M., 1999, HIV/AIDS in Japan, Presented at Monitoring the AIDS Pandemic (MAP) in Asia Symposium, Network Consultative Meeting, 10/19-21, Kuala Lumpur, Malaysia.
- L0156 Lee, S. S., W. L. Lim, S. H. Lee, et al., 1994, Epidemiology of HIV Infection in Hong Kong, Tenth International Conference on AIDS, Yokohama, Japan, 8/7-12, Poster P.C.0070.
- L0234 Lewis, M. J., A. Rahaman, R. Lee, et al., 1997, Changing HIV Seroprevalence Trends among Antenatal Clinic Attendees in Trinidad and Tobago, Caribbean Epidemiology Centre (PAHO/WHO), abstract form submitted to the V Pan American Conference on AIDS.
- L0238 Loo Mendez, R. E., R. C. Magis, S. M. Santarriaga, et al., 1997, Vigilancia Epidemiologica de VIH/SIDA/ETS en Mexico 1990-1996, V Pan-American Conference on AIDS and XI Latin American Congress on STD, Lima, Peru, 12/3-6, Abstract P066.
- L0243 Lee, R., J. Edwards, U. Wagner, et al., 1997, Evaluation of HIV/AIDS/STD Surveillance Trinidad and Tobago: 24-27 March 1997, National Surveillance Unit, Ministry of Health, Caribbean Epidemiology Centre (CAREC), unpublished report.
- L0247 Lloyd-Evans, N., D. O'Donovan, R. Sarge Njie, et al., 1997, Rapid Assessment of STD Prevalence among Antenatal Clinic Attendants in the Gambia, Xth International Conference on AIDS and STD in Africa Abidjan, Cote d'Ivoire, 12/7-11, Poster B.1145.
- L0262 Loue, S., K. Bounlu, V. Pholsena, et al., 1998, HIV Seroprevalence and HIV-1 Subtype E among Pregnant Women in Vientiane, Laos, AIDS, vol. 12, no. 11, p. 1403.
- L0268 Lithuania, 1997, European HIV Prevalence Database: December 1997 Update, European Centre for the Epidemiological Monitoring of AIDS, WHO-EU Collaborating Centre on AIDS, Saint-Maurice, France.
- L0270 Latvia National AIDS Program, 1999, Update UNAIDS Epidemiological Fact Sheet, UNAIDS.
- L0272 Lesotho Ministry of Health, 1994, HIV Sentinel Surveillance Report: 1994, National AIDS Prevention and Control Programme, World Health Organization, report.
- L0279 Liberia National AIDS and STD Control Programme, 1999, HIV/AIDS/STD Epidemiological Surveillance Report, Epidemiological Surveillance Unit, National AIDS and STD Control Programme, Ministry of Health and Social Welfare, Republic of Liberia, April, report.
- M0433 Mason, P., S. Ray, C. Mapushere, et al., 1995, Use of Female and Male Condoms by Commercial Sex Workers: Impact on STD Transmission, IX International Conference on AIDS and STD in Africa, Kampala, Uganda, 12/10-14, Poster TuC614.
- M0484 Martin, R. Z., F. Machado, F. Rolo, et al., 1996, Present Status of the Perinatal Transmission of HIV in Cuba. Importance of the Diagnosis in Pregnant Women, XI International Conference on AIDS, Vancouver, 7/7-14, Abstract Tu.C.2602.
- M0495 Monteith, D., 1996, The Review of HIV/STD Program of the Health Sector II Project, Honduras AIDSCAP Project, Health Technical Services, Project, September report, cited by Patricio Murgueytio, PASCA, personal memo.
- M0506 Malau, C., 1995, Report on HIV/AIDS Cases and HIV Seroprevalence Surveys, Department of Health, Papua New Guinea, September 28, documents.
- M0515 Morse, S. A., D. L. Trees, Y. Htun, et al., 1997, Comparison of Clinical Diagnosis and Standard Laboratory and Molecular Methods for the Diagnosis of Genital Ulcer Disease in . . ., Journal of Infectious Diseases, vol. 175, no. 3, pp. 583-589.
- M0535 Milleliri, J. M., M. Koube-Bouza, G. Dibanga-Modoumet, et al., 1997, Surveillance Epidemiologique du VIH/SIDA par un Reseau de Laboratoire au Gabon. Faisabilite et Resultats Preliminaires, Xth International Conference on AIDS and STD in Africa Abidjan, Cote d'Ivoire, 12/7-11, Poster B.459.
- M0541 Mattered, D., J. Mazi, M. Massanga, et al., 1997, Evolution de l'Epidemie a VIH-SIDA en Republique Centrafricaine Entre 1994 et 1996 a Travers la Serosurveillance Sentinelle . . ., Xth International Conference on AIDS and STD in Africa Abidjan, Cote d'Ivoire, 12/7-11, Poster B.1166.
- M0549 Mulanga-Kabeya, C., N. Nzilambi, B. Edidi, et al., 1998, Evidence of Stable HIV Seroprevalences in Selected Populations in the Democratic Republic of the Congo, AIDS, vol. 12, no. 8, pp. 905-910.
- M0554 Mehzet, M., 1997, Operational Guidelines for a Community Based Epidemiological Survey of HIV/AIDS/STD in Southern Sudan, UNAIDS, July 2 - Oct. 1, Assignment report.
- M0556 Mikl, J., S. Vyslouzilova, M. Bruckova, et al., 1998, High Rate of HIV Risk Behaviors among Drug Users in Prague, Czech Republic 1996-97, 12th World AIDS Conference, Geneva, 6/28-7/3, Poster 23197.
- M0558 Mingle, J. A. A., A. Asamoah-Adu, V. Bekoe, 1998, Trends in Human Immunodeficiency Virus (HIV) Infection in Sexually Active Ghanaian Women, 12th World AIDS Conference, Geneva, 6/28 - 7/3, Poster 23593.
- M0563 Mwakagile, D., E. Mmari, C. Makwaya, et al., 1998, Unusual Characteristics of Adolescents and Youths Attending a New Special STD Clinic for Them in Dar es Salaam; . . ., 12th World AIDS Conference, Geneva, 6/28 - 7/3, Abstract 22203.
- M0574 Monge, E., L. Leza Ma, M. Moraga, et al., 1998, HIV Seroprevalence among High and Low Risk Women in Costa Rica, 1997, 12th World AIDS Conference, Geneva, 6/28-7/3, Abstract 60332.
- M0581 Moldova Rep., 1997, European HIV Prevalence Database: December 1997 Update, European Centre for the Epidemiological Monitoring of AIDS, WHO-EU Collaborating Centre on AIDS, Saint-Maurice, France.
- M0590 Morocco National AIDS Program, 1999, Update UNAIDS Epidemiological Fact Sheet, UNAIDS.
- M0594 Mauritius National AIDS Program, 1999, Update UNAIDS Epidemiological Fact Sheet, UNAIDS.

- F0111 Faas, L., A. Rodriguez-Acosta, G. Echeverria de Perez, 1999, HIV/STD Transmission in Gold-Mining Areas of Bolivar State, Venezuela: Interventions for Diagnosis, Treatment, and Prevention, Pan American Journal of Public Health, vol. 5, no. 1, pp. 58-65.
- G0161 Goh, C. L., 1995, Prevalence of Sexually Transmitted Disease among Commerical Sex Workers in Singapore (1977-1993) the Effects of Screening . . ., IUVDT World STD/AIDS Congress, Singapore, 3/19-23, Roundtable Discussion 2.
- G0184 Garcia-Bernal, R., W. Klaskala, J. Castro, et al., 1997, HIV/AIDS Surveillance in Colombia: Regional Differences in Epidemic Trends, AIDS, vol. 11, no. 10, pp. 1297-1298.
- G0209 Getaneh, A., J. Sanchez, D. Watts, et al., 1997, Sero Prevalence of Sexually Transmitted Disease and Infections Related to Sexual Behavioral Characteristics among the . . ., V Pan-American Conference on AIDS and XI Latin American Congress on STD, Lima, Peru, 12/3-6, Abstract PCV264.
- G0223 Greenberg, A., I. M. Coulibaly, A. Kadio, et al., 1997, Trends in the HIV and HIV-2 Epidemics in Abidjan, Cote d'Ivoire: 11 Years of HIV Serosurveillance at Projet Retro-CI, Xth International Conference on AIDS and STD in Africa, Abidjan, Cote d'Ivoire, 12/7-11, Session B.041.
- G0225 Gaillard, E. M., B. Liautaud, E. Genece, et al., 1998, Estimation de la Seroprevalence Chez les Adultes en Haiti, Policy Project, aout, report, pp. 1-17.
- G0250 Georgia National AIDS Program, 1999, Update UNAIDS Epidemiological Fact Sheet, UNAIDS.
- G0261 Ghana Ministry of Health, 1999, HIV Sentinel Surveillance 1998, Disease Control Unit, Ministry of Health, Accra, Ghana, July report.
- G0264 Gomes, M. J., 2000, Epidemiological Situation of HIV/AIDS in Angola, WHO/AFRO Intercountry Meeting on Second Generation HIV Surveillance, Nairobi, Kenya, Mar. 13-17.
- H0139 Herrera, G., M. Moraga, L. Lezama, et al., 1997, Infecciones de Transmision Sexual en Mujeres en Prostitucion en Costa Rica, 1996, V Pan-American Conference on AIDS and XI Latin American Congress on STD, Lima, Peru, 12/3-6, Abstract PCV266.
- H0141 Habi, G., S. Oumarou, H. Djibo, et al., 1997, Seroprevalence de l'Infection a VIH et Comportement a Risque des Prostituees et Filles de bar de Niamey, Xth International Conference on AIDS and STD in Africa Abidjan, Cote d'Ivoire, 12/7-11, Poster B.731.
- H0145 Hien, N. T., 1999, HIV Sentinel Surveillance in Vietnam, Presented at Monitoring the AIDS Pandemic (MAP) in Asia Symposium, Network Consultative Meeting, 10/19-21, Kuala Lumpur, Malaysia.
- H0148 Hungary, 1997, European HIV Prevalence Database: December 1997 Update, European Centre for the Epidemiological Monitoring of AIDS, WHO-EU Collaborating Centre on AIDS, Saint-Maurice, France.
- I0045 Ichinawa, S., M. Kihara, H. Ohya, et al., 1998, Potential for an HIV Epidemic and Prevention among Men Who Have Sex with Men (MSM) in the Tokyo, Metropolitan Area, 12th World AIDS Conference, Geneva, 6/28-7/3, Abstract 33109.
- I0049 Imboua-Bogui, G., 1999, Situation Epidemiologique du VIH/SIDA et des MST a Madagascar, Personnel Communication, letter, avril, documents.
- I0050 Islam, N., T. Azim, C. Jenkins, et al., 1999, National Sentinel Surveillance for HIV and Syphilis, 3rd Interim Report for UNAIDS, May 3rd, ICDDR, B.
- I0054 Ismail, R., 1998, HIV/AIDS in Malaysia, AIDS, vol. 12, (Suppl B):S33-S41.
- J0058 Jayaseelan, J., R. Ismail, P. Senani, 1997, Reports on HIV/AIDS in Malaysia, Presented at the UNAIDS Regional Workshop on "Evidence of Behavioural Change in the Context of HIV Decline in Thailand", May 19 - 22, Bangkok, Thailand.
- J0059 Jamaica National AIDS Program, 1999, Update UNAIDS Epidemiological Fact Sheet, UNAIDS.
- J0074 Jimbo, W., D. Veskov, 1998, Seventh Sentinel Surveillance in Botswana: Sentinel Surveillance Report 1998, AIDS/STD Unit, Ministry of Health, P/Bag 00451 Gaborone, Botswana, unpublished report.
- J0076 Jackson, D. J., E. N. Ngugi, F. A. Plummer, et al., 1999, Stable Antenatal HIV-1 Seroprevalence with High Population Mobility and Marked Seroprevalence Variation among Sentinel Sites . . ., AIDS, vol. 13, no. 5, pp. 583-589.
- K0209 Kosa, A., D. Williams, M. Fofanah, 1995, Condom Use and Promotion among the Low Income Prostitutes, IX International Conference on AIDS and STD in Africa, Kampala, Uganda, 12/10-14, Abstract WeD881.
- K0233 Kaluwa, O. L., H. G. Feluzi, A. C. Songwe, et al., 1995, 1995 Sentinel Surveillance Report, National AIDS Control Programme, Lilongwe, Malawi, unpublished reports.
- K0245 Kaldor, J., 1997, HIV Infection in Australia: Recent Epidemiological Trends and Patterns, 4th International Congress on AIDS in Asia and the Pacific, Manila, Philippines, 10/25-29, Abstract Ao068.
- K0254 Koumare, B., M. Peeters, C. Mulanga, et al., 1997, Genetic Subtypes of HIV-1 and HIV-2 Stains in Commercial Sex Workers from Bamako, Mali, Xth International Conference on AIDS and STD in Africa Abidjan, Cote d'Ivoire, 12/7-11, Abstract A.221.
- K0279 Klavs, I., L. Kristancic, M. Poljak, et al., 1998, Unlinked Anonymous HIV Prevalence Monitoring in IDU, MSM, STD Patients, and Pregnancies in Slovenia, 12th World AIDS Conference, Geneva, 6/28 - 7/3, Poster 13189.
- K0298 Kyrgyzstan, 1997, European HIV Prevalence Database: December 1997 Update, European Centre for the Epidemiological Monitoring of AIDS, WHO-EU Collaborating Centre on AIDS, Saint-Maurice, France.
- K0301 Kazakhstan National AIDS Program, 1999, Update UNAIDS Epidemiological Fact Sheet, UNAIDS.
- K0303 Kuwait National AIDS Program, 1999, Update UNAIDS Epidemiological Fact Sheet, UNAIDS.
- K0308 Kilewo, C., A. Massawe, E. Lyamuya, et al., 1999, HIV Testing of Pregnant Women in Sub-Sahara Africa: The PETRA Experience Dar es Salaam, Tanzania, XI International Conference on AIDS and STDs in Africa, Lusaka, Zambia, 9/12-16, Poster 13PT31-36.

- R0196 Rosa, B., 1999, Serosurveillance Epidemiologique de L'Infection au VIH par Reseau Sentinelle, Universite D'Alger, Facultede Medecine D'Alger, Dept. of Medecine, These de DESM.
- R0198 Riedner, G., P. Choudhari, K. Bista, et al., 1999, Anonymous Unlinked Sentinel Sero-Surveillance in Nepal: HIV and Syphilis Prevalence in 1998/99, 5th International Congress on AIDS in Asia and the Pacific, Kuala Lumpur, Malaysia, 10/20-27, Abstract PMCD111.
- R0204 RSA Department of Health, 1999, 1998 National Antenatal HIV Sero-Prevalence Survey in South Africa, Health Systems Research and Epidemiology, Department of Health, Republic of South Africa, final report.
- S0397 Sima, J. O., 1995, HIV Sentinel Surveillance Summary Report, Programme Nationale de Lutte Contre MTS/SIDA Ministere de la Sante et en Environnement Malabo-RGE.
- S0443 Stover, J., 1998, Surveillance data for Ethiopia, Personal Communication from AIDS in Ethiopia, Ministry of Health, Addis Ababa, 1998, AIM booklet.
- S0444 Swaziland Ministry of Health, 1998, Sixth HIV Sentinel Surveillance Report: 1998, Ministry of Health and Social Welfare, Swaziland National AIDS/STDs Programme, Mbabane, September, unpublished report.
- S0461 Slovenia, 1997, European HIV Prevalence Database: December 1997 Update, European Centre for the Epidemiological Monitoring of AIDS, WHO-EU Collaborating Centre on AIDS, Saint-Maurice, France.
- S0468 Santarriaga Sandoval, M., R. E. Loo-Mendez, et al., 1998, Female Sex Workers in Mexico: Sentinel Surveillance 1990-1997, 12th World AIDS Conference, Geneva, 6/28-7/3, Abstract 23547.
- S0476 Samrith, C., S. Vonthanak, R. Detels, et al., 1998, Report of Sentinel Surveillance in Cambodia 1998, National Center for Dermatology, Venerology and HIV/AIDS Control, Ministry of Health, Cambodia, unpublished report.
- S0477 Slovakia, 1997, European HIV Prevalence Database: December 1997 Update, European Centre for the Epidemiological Monitoring of AIDS, WHO-EU Collaborating Centre on AIDS, Saint-Maurice, France.
- S0480 Sudan National AIDS Control Program, 1998, Annual Surveillance Report, From: 1999 Update UNAIDS Epidemiological Fact Sheet, UNAIDS.
- S0483 Syria National AIDS Program, 1999, Update UNAIDS Epidemiological Fact Sheet, UNAIDS.
- S0484 Sri Lanka National STD/AIDS Control Programme, 1999, Sri Lanka Sentinel Surveillance 1998, National STD/AIDS Control Programme, Sentinel Surveillance report.
- S0485 Senegal Ministere de la Sante, 1999, Situation Serologique du VIH dans les Sites Sentinelles in 1997 and 1998, Group Sero-Epidemiologique, CNLS, PNLCS, 21 Oct., tables.
- S0486 Shrestha, P. N., 1999, Forthcoming WER Global Update of AIDS Cases Reported to WHO, WHO/EMRO/ASD, ASD. 9/28/A5/61/2, Sept. 21, document tables.
- S0492 Sassan-Morokro, M., J. Koffi, T. H. Roels, et al., 1999, Trends in HIV Prevalence among Pregnant Women Attending Urban Antenatal Clinics in Cote d'Ivoire, 1997-1998, XI International Conference on AIDS and STDs in Africa, Lusaka, Zambia, 9/12-16, Session 14ET3-1.
- T0147 Tembo, G., et al., 1995, STP Formulation Eritrea, 1995, Note for the Record of Dr. Swai/Dr. Tembo Briefing, 24 January.
- T0171 Toyb, M., J. P. Lombart, C. Farina, et al., 1997, Prevalence of STD Pathogens among Pregnant Women in Moroni, Comores, Xth International Conference on AIDS and STD in Africa Abidjan, Cote d' Ivoire, 12/7-11, Abstract B.391.
- T0177 Togo Ministere de la Sante, 1998, Fiche Technique de la Situation de L'Epidemie VIH/SIDA/MST et des Activites de Lutte au Togo 1997, Ministere de la Sante, Direction Generale de la Sante, Programme National de Lutte Contre le SIDA et les MST, BP 13146, Lome, Togo, fevrier, report.
- T0200 Trujillo, O. G., M. Paredes, M. Sierra, 1998, VIH/SIDA - Analisis de la Evolucion de la Epidemia en Honduras, Fundacion Fomento en Salud y Prevencion del SIDA, Dept. EST/VIH/SIDA/TB, Secretaria de Salud, Publica, Tegucigalpa, Honduras, julio, report.
- T0203 Turkey, 1997, European HIV Prevalence Database, December 1997 Update, European Centre for the Epidemiological Monitoring of AIDS, WHO-EU Collaborating Centre on AIDS, Saint-Maurice, France.
- T0207 Tanzania Ministry of Health, 1998, National AIDS Control Programme - HIV/AIDS/STDs Surveillance, Surveillance report, no. 12, December 1997, Epidemiology unit, NACP.
- T0208 Tanzania Ministry of Health, 1999, National AIDS Control Programme - HIV/AIDS/STDs Surveillance, Surveillance Draft report, no. 13, December 1998, Epidemiology unit, NACP.
- T0211 Tan, S. K., J. Shrestha, 1999, Prevalence of HIV amongst CSW in Kathmandu Valley, 5th International Congress on AIDS in Asia and the Pacific, Kuala Lumpur, Malaysia, 10/20-27, Abstract PSCD118.
- T0216 Thailand Ministry of Health, 1999, National Sentinel Surveillance, June, unpublished tables
- U0049 Uganda Ministry of Health, 1999, HIV/AIDS Surveillance Report: March 1999, STD/AIDS Control Programme, Ministry of Health, Entebbe, Uganda, March, report.
- U0050 Ukraine, 1997, European HIV Prevalence Database: December 1997 Update, European Centre for the Epidemiological Monitoring of AIDS, WHO-EU Collaborating Centre on AIDS, Saint-Maurice, France.
- U0051 Ujhelyi, E., V. Tarjan, K. Szomor, et al., 1998, Prevalence of HIV, HBsAg, and HCV Infection among Hungarian Drug Users, 12th World AIDS Conference, Geneva, 6/28 - 7/3, Abstract 60099.
- U0054 Un Theme Group on HIV/AIDS Welfare, 2000, Lesotho Hospital Based HIV Seroprevalence Survey: 11th October to 11th November 1999, Ministry of Health and Social, January, 2000, draft report.
- U0057 U. S. Department of State, 2000, AIDS Info from Angola for UN/Africa, Unclassified cable, January, Luanda 000064.
- V0089 Van Hove, D., P. Ntawiniga, I. Ntaganira, et al., 1997, HIV Sentinel Surveillance among Sexually Transmitted Disease Patients in Rwanda, Xth International Conference on AIDS and STD in Africa Abidjan, Cote d'Ivoire, 12/7-11, Poster B.455.



- M0610 Mbopi Keou, F. X., G. Gresenguet, P. Mayaud, et al., 1999, Major Genital Carriage and Replication of Herpes Simplex Virus Type 2 in HIV-1 Infected Women Living in Central Africa, XI International Conference on AIDS and STDs in Africa, Lusaka, Zambia, 9/12-16, Abstract 14ET5-3.
- M0614 Maculey, I., E. Kembou, A. Tamokoue, et al., 1999, HIV Prevalence in Antenatal Clinics and General Population in Cameroon, XI International Conference on AIDS and STDs in Africa, Lusaka, Zambia, 9/12-16, Session 14ET3-5 & Abstract 14BT3-4.
- M0620 Myint, Z., H. L. Hla, T. Min, et al., 1999, Tracing the Pattern of HIV/AIDS Epidemic in Myanmar, Should the Estimates of HIV be Revised?, 5th International Congress on AIDS in Asia and the Pacific, Kuala Lumpur, Malaysia, 10/20-27, Session TCD23-02.
- N0209 Nororgen, H., S. Anderson, F. Dias, et al., 1997, Trends of Incidence and Prevalence of HIV-1 and HIV-2 in Guinea-Bissau, West Africa, Xth International Conference on AIDS and STD in Africa Abidjan, Cote d'Ivoire, 12/7-11, Session B.045.
- N0215 National AIDS Programme and UNAIDS/WHO Working Group on . . ., 1997, Guinea HIV/AIDS Epi Fact Sheet, Ministry of Health, Programme National MST-SIDA, tables.
- N0222 National Centre in HIV Epidemiology and Clinical Research, 1998, Sentinel Surveillance of HIV Infection in Sexual Health Clinics, Australian HIV Surveillance Update, vol. 14, no. 2, April, pp. 23-27.
- N0239 Nininahazwe, E., 1998, HIV Sentinel Surveillance November report: Burundi, Unite Epidemiologie/MST du PNLB Burundi.
- N0241 National HIV Sentinel Surveillance Team, 1999, Zambian HIV Sentinel Surveillance: Patterns and Trends of the HIV Epidemic, Ministry of Health, Central Board of Health, June report.
- N0242 New Zealand National AIDS Program, 1999, Update UNAIDS Epidemiological Fact Sheet, UNAIDS.
- N0243 National AIDS Control Programme, 1998, HIV/Syphilis Seroprevalence in Antenatal Clinic Attenders, National AIDS Control Programme, Lilongwe, Malawi, report.
- N0251 Namibia Ministry of Health and Social Services, 1999, Report of the 1998 HIV Sentinel Sero Survey, National AIDS Co-ordination Programme, Ministry of Health and Social Services, Windhoek, Namibia, April, unpublished report.
- N0252 National AIDS Control Organisation, 1998, HIV Sentinel Surveillance Report: August - October 1999, National AIDS Control Organisation, India, unpublished tables.
- N0253 National AIDS and STDs Control Programme, 1999, Estimating National HIV Prevalence in Kenya from Sentinel Surveillance Data, The National AIDS and STDs Control Programme, Nairobi, Kenya, June, report.
- 00093 Ousseini, H., 1997, Treponematoses Endemiques et VIH a Niamey, Xth International Conference on AIDS and STD in Africa Abidjan, Cote d'Ivoire, 12/7-11, Poster B.439.
- 00101 Ouangre, A. M. Cartoux, A. Ouedraogo, et al., 1999, Prevention des MST/VIH chez les Prostituees en Afrique de l'Ouest: Une Necessite de l'Elargir aux Programmes de la . . ., XI International Conference on AIDS and STDs in Africa, Lusaka, Zambia, 9/12-16, Abstract 14PT37-14.
- P0142 Paz, A. A., Comision Nacional del SIDA, 1995, PAHO/WHO HIV Surveillance, May 31, PAHO/WHO.
- P0144 Pakistan HIV Seroprevalence Study Group, 1996, HIV Seroprevalence Survey in Pakistan, AIDS, vol. 10, no. 8, pp. 926-927.
- P0177 Prado, F., 1997, Seroprevalencia de VIH y Sifilis en Trabajadoras Comerciales del Sexo en Nicaragua, V Pan American Conference on AIDS and XI Latin American Congress on STD, Lima, Peru, 12/3-6, Abstract PCS386.
- P0186 Pongui, B., S. le Coeur, P. M'Pele, et al., 1997, Conseil et Depistage de l'Infection a VIH Chez la Femme Enceinte en Vue d'une Prevention de la Transmission Mere-Enfant: . . ., Xth International Conference on AIDS and STD in Africa Abidjan, Cote d'Ivoire, 12/7-11, Abstract B.1170.
- P0191 Pokrovskiy, V. V., I. G. Savchenko, N. N. Ladnaia, et al., 1998, HIV-Infection Surveillance in Russia in 1991-1997 (Statistics), Russian Federal AIDS Centre, report.
- P0197 Persaud, N. E., W. Klaskala Winslow, M. Baum, et al., 1998, HIV Infection and Syphilis among Female Commercial Sex Workers in Guyana, 12th World AIDS Conference, Geneva, 6/28 - 7/3, Poster 23538.
- P0200 PAHO/WHO, 1996, Update on HIV Infection and AIDS in Barbados for the Period January - June, Pan American Health Organization/World Health Organization, table.
- P0203 PROCETS, SESPAS, 1997, PAHO/WHO HIV Surveillance, February 15, PAHO/WHO.
- P0206 Poland, 1997, European HIV Prevalence Database: December 1997 Update, European Centre for the Epidemiological Monitoring of AIDS, WHO-EU Collaborating Centre on AIDS, Saint-Maurice, France.
- P0218 Partini, P., D. Wirawan, M. Sutarga, et al., 1999, The Bali STD/AIDS Study: Association of Genital Symptoms with STD Diagnosis among Female Commercial Sex Workers, 5th International Congress on AIDS in Asia and the Pacific, Kuala Lumpur, Malaysia, 10/20-27, Poster PTC035.
- Q0013 Qu, S., X. H. Sun, X. Zheng, et al., 1998, HIV Sentinel Surveillance in China in 1997, 12th World AIDS Conference, Geneva, 6/28 - 7/3, Poster 13145.
- R0143 Rasamindrakotroka, A., R. Andriamahenina, F. Behets, et al., 1996, High Syphilis and Low but Rising HIV Seroprevalence Rates in Madagascar, XI International Conference on AIDS, Vancouver, 7/7-14, Poster Mo.C.1488.
- R0173 Rasamilalao, D., 1997, Working Group on Global HIV/AIDS and STD Surveillance, Programme National de la Lutte Contre le MST/SIDA.
- R0180 Ramjee, G., S. S. Abdool Karim, W. Sturm, 1998, Prevalence of Sexually Transmitted Infections Including HIV among Sex Workers in KwaZulu Natal Midlands South Africa, 12th World AIDS Conference, Geneva, 6/28 - 7/3, Abstract 60860.
- R0187 Romania, 1997, European HIV Prevalence Database: December 1997 Update, European Centre for the Epidemiological Monitoring of AIDS, WHO-EU Collaborating Centre on AIDS, Saint-Maurice, France.
- R0188 Ramirez, A., 1999, PAHO/WHO HIV Surveillance, 16 July, PAHO/WHO.

- V0091 Van Hove, D., C. Kabagabo, G. Asimwe, et al., 1998, How Suitable are Antenatal Clinic Attenders as a Sentinel Population to Estimate HIV Prevalence in Rwanda?, 12th World AIDS Conference, Geneva, 6/28 - 7/3, Poster 43572.
- V0093 Veloso, V. G., J. H. Pilotto, R. Azambuja, et al., 1998, High Prevalence of HIV Infection in Low Income Pregnant Women in Rio de Janeiro - Brazil, 12th World AIDS Conference, Geneva, 6/28 - 7/3, Abstract 60913.
- W0112 World Health Organization Western Pacific Region, 1995, HIV and AIDS in the Western Pacific Region, AIDS Surveillance Report, no. 6, pp. 1-3.
- W0121 Wagner, H. U., R. Dyalsingh, M. Edwards, et al., 1998, HIV-1 Sentinel Surveillance among Antenatal Clinic Attenders and STD Clinic Patients in Georgetown, Guyana: 1997, Guyana Ministry of Health, Caribbean Epidemiology Centre (CAREC), German Agency for Technical Cooperation (GTZ), CDC, document.
- Y0031 Yu, P., I. Jen, C. C. Lin, et al., 1997, Surveys of HIV-1, HTLV-1 and Other Sexually Transmitted Diseases among Female Sex Workers in Taipei, Taiwan, 4th International Congress on AIDS in Asia and the Pacific, Manila, Philippines, 10/25-29, Poster AP065.
- Z0045 Zekeng, L., L. Gurtler, E. Afane Ze, et al., 1994, Prevalence of HIV-1 Subtype O Infection in Cameroon: Preliminary Results, AIDS, vol. 8, no. 11, pp. 1626-1628.
- Z0061 Zimbabwe Ministry of Health and Child Welfare, 1997, Summary Results of HIV Sentinel Surveillance, AIDS Coordination Programme, fax from Sunday Manyenya, 21 April.
- Z0075 Zegarra, L., J. Flores, M. Bachelet, et al., 1998, Prevalence of HIV among Different Risk Groups in Cochabamba, Bolivia, 12th World AIDS Conference, Geneva, 6/28 - 7/3, Abstract 13166.
- Z0076 Zimbabwe Ministry of Health and Child Welfare, 1998, HIV, AIDS, STD and TB Fact Sheet, Monitoring and Evaluation Unit, National AIDS Coordination Programme, November, report, pp. 1-18.
- Z0077 Zekeng, L., J. Obiang Sima, H. Hampl, et al., 1997, Update on HIV-1 Group O Infection in Equatorial Guinea, Central Africa, AIDS, vol. 11, no. 11, pp. 1410-1411.