



Fruit and Vegetable Market News Division

Agricultural
Marketing
Service

National Fruit and Vegetable Retail Report

Websites: www.marketnews.usda.gov/portal/fv and <http://www.ams.usda.gov/mnreports/fvwretail.pdf>

Volume VII - Number 8

Issued Weekly

Friday, February 22, 2013

Advertised Prices for Fruits & Vegetables at Major Retail Supermarket Outlets 02/16 to 02/28^{1,2}

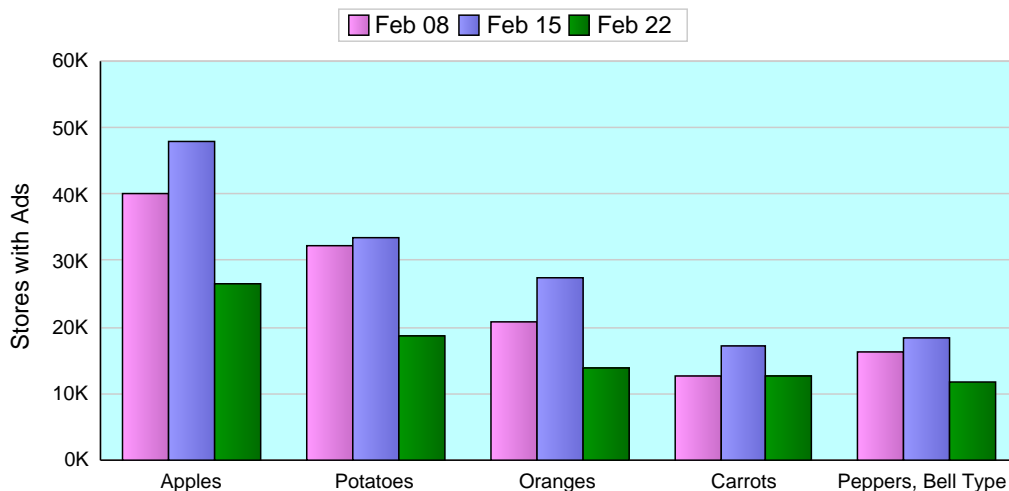
Spud-tacular Savings

Even though Valentine's Day is over, Cupid was still busy spreading a little love through the Nation's produce departments for Potato Lover's Month. Several different varieties in many different packages were heavily featured this week not only for Potato Lover's Month but also for Lent and a few early St. Patrick's Day ads. Many stores helped NASCAR fans get ready for the Daytona 500 with specials on chips, beverages, and other race time favorites. As Lent progresses, grocers continue to feature seafood, cactus leaves, lemons, and limes for a meat-free meal. Strawberries, blueberries, and blackberries were heavily featured as were Chilean grapes, peaches, nectarines, and plums.

Total ad numbers this week were 264,705, a slight decrease from last week's ads of 269,400. The total number of ads broken out by commodity groups: fruit 141,543 (which was 53% of all ads), onions and potatoes 26,970 (10%), vegetables 90,706 (34%), herbs 755, and ornamentals 4,731 (3%).

The following are the prices of major advertised items (3,000 plus stores) this week compared to the same week last year. Fruit items that increased in price were red seedless grapes at 43%, bosc pears at 15%, peaches at 13%, nectarines and navel oranges (each) both at 4%, D'Anjou pears at 8%, and strawberries (1 lb pkg) at 7%. Fruit that decreased included red seedless mini watermelons at 20%, cantaloups (each) at 16%, grapefruit (each) at 13%, and navel oranges (per lb) at 5%. Potatoes that decreased in price included 5 pound bags of round reds at 16% and russets at 14%. Increases in vegetables included long seedless cucumbers at 21%, grape tomatoes at 16%, red peppers (each) at 13%, and cucumbers at 11%. Decreases in vegetables include white mushrooms at 17%, plum tomatoes at 9%, and baby carrots (1 lb pkg) 5%.

Top 5 Commodities Featured This Week

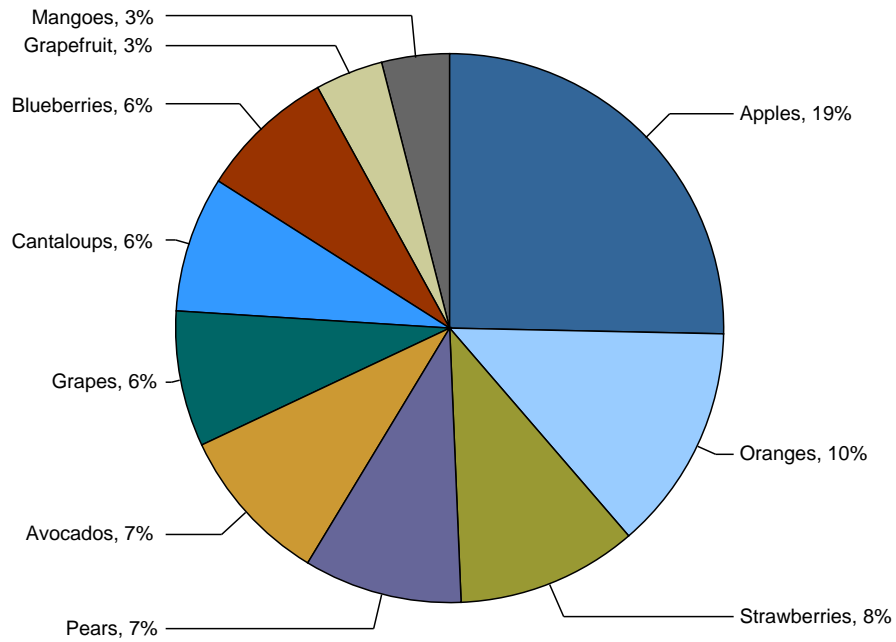


1 - Fruit and Vegetable Market News surveys more than 200 retailers, comprising over 21,000 individual stores, with online weekly advertised features.

2 - Date range reflects one week of data collection ending on the report date and encompasses ad pricing good from the Saturday before the report release date through the following Thursday.

Top 10 Fruits as Percentage of Total Fruit Ads

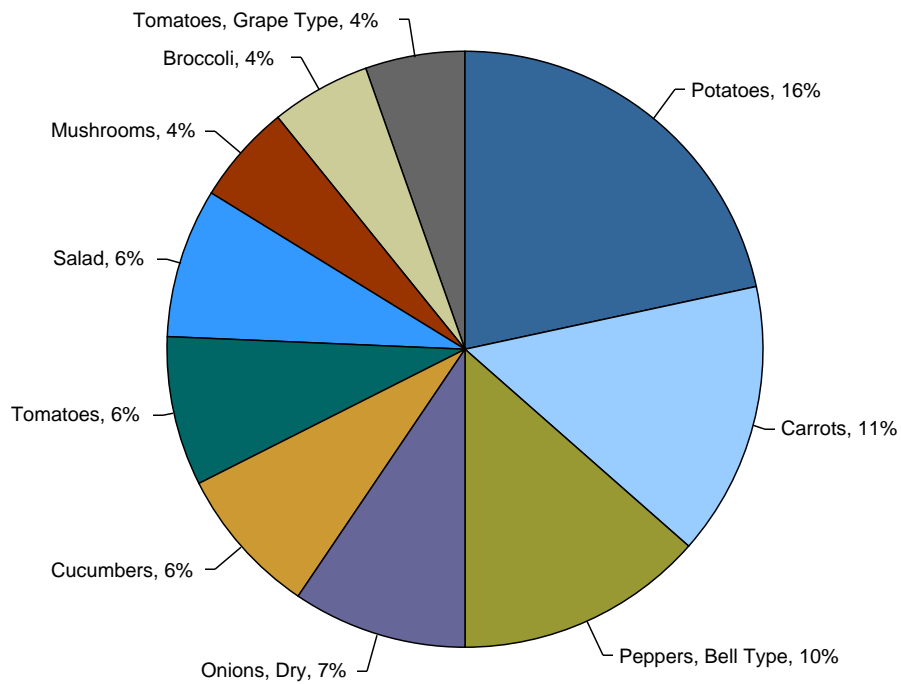
February 22, 2013



Top 10 Vegetables as Percentage of Total Vegetable Ads

Including Onions and Potatoes

February 22, 2013





NATIONAL SUMMARY

FRUITS								
Commodity	Variety	Unit	THIS WEEK		LAST WEEK		LAST YEAR	
			Stores With Ads	Wtd Avg Price	Stores With Ads	Wtd Avg Price	Stores With Ads	Wtd Avg Price
Apples	Braeburn	per pound	2,556	1.25	3,363	1.27	1,131	1.44
Apples	Braeburn	3 lb bag	260	3.98	5	2.99	65	3.31
Apples	Fuji	per pound	3,791	1.29	3,684	1.34	2,048	1.29
Apples	Fuji	3 lb bag	343	3.75	386	3.19	1,125	2.97
Apples	Fuji	5 lb bag	549	4.57	329	4.60		
Apples	Gala	per pound	2,056	1.37	3,728	1.42	4,065	1.42
Apples	Gala	3 lb bag	354	3.64	256	4.34	331	3.39
Apples	Golden Delicious	per pound	2,242	1.36	2,366	1.36	1,240	1.38
Apples	Golden Delicious	3 lb bag	319	3.60	317	3.40	310	2.72
Apples	Golden Delicious	5 lb bag	22	4.63	8	3.99	13	3.99
Apples	Granny Smith	per pound	762	1.42	450	1.61	2,740	1.41
Apples	Granny Smith	5 lb bag	274	5.99			218	4.74
Apples	Honeycrisp	per pound	270	2.99	209	1.91	9	1.68
Apples	Honeycrisp	3 lb bag	1,763	5.99				
Apples	Jonagold	per pound	555	1.22	379	1.43		
Apples	Jonagold	5 lb bag	117	3.99				
Apples	Mcintosh	per pound	165	1.88				
Apples	Mcintosh	3 lb bag	183	4.84	140	3.46		
Apples	Pink Lady/Cripps Pink	per pound	457	1.93	1,331	1.71	314	1.08
Apples	Pink Lady/Cripps Pink	5 lb bag	13	3.88				
Apples	Red Delicious	per pound	3,508	1.34	3,630	1.32	3,686	1.34
Apples	Red Delicious	3 lb bag	676	3.70	394	3.44	554	2.62
Apples	Red Delicious	5 lb bag	319	5.84	38	3.98	277	4.67
Avocados	Hass	each	8,811	1.11	9,353	1.07	7,360	1.08
Bananas		per pound	1,181	0.54	1,085	0.51	1,112	0.50
Blueberries		4.4 oz package	20	3.99	284	2.50	90	2.50
Blueberries		6 oz package	2,438	2.90	2,906	2.30	3,438	2.60
Blueberries		1 pint package	2,987	3.13	4,900	3.21	1,158	3.43
Blueberries		18 oz package	662	4.95	407	4.91	36	5.15
Cantaloups		each	7,736	2.18	6,622	1.95	4,932	2.60
Cantaloups		per pound	848	0.67	381	0.60	471	0.71
Clementines		5 lb package	1,271	5.94	1,641	6.11	1,204	5.64

Wtd Avg - Simple weighted average



Clementines		3 lb bag	2,992	4.24	2,442	4.30	2,325	4.11
Fruit, Other	Apple Pears	each	80	1.00			146	1.27
Grapefruit	Red	each	3,196	0.75	2,945	0.73	3,030	0.86
Grapefruit	Red	per pound	517	0.83	185	1.01	111	0.75
Grapefruit	Red	5 lb bag	1,240	3.54	853	3.48	2,100	3.46
Grapes	Black Seedless	per pound	676	2.59	366	2.96		
Grapes	Red Globe	per pound	374	2.99	187	2.14	715	1.99
Grapes	Red Seedless	per pound	5,459	2.63	3,850	2.74	9,441	1.84
Grapes	White Seedless Type	per pound	2,450	2.91	1,865	3.05	6,127	1.98
Honeydews		each	1,651	2.60	301	3.40	51	3.44
Honeydews		per pound	25	0.89	116	0.90	8	0.99
Kiwifruit	Hayward	each	1,650	0.42	1,278	0.34	1,324	0.32
Lemons		each	2,215	0.48	3,375	0.43	3,218	0.48
Lemons		per pound	64	0.49	132	0.64	7	1.79
Limes		each	590	0.28	2,596	0.32	321	0.31
Mangoes		each	3,842	1.14	5,732	1.18	2,420	1.15
Misc Berries	Blackberries	5.6 - 6 oz package	3,839	2.71	3,489	2.44	4,034	2.67
Nectarines	Various White Flesh Varieties	per pound	8	2.99	8	2.99		
Nectarines	Various Yellow Flesh Varieties	per pound	4,210	2.40	5,253	2.40	5,656	2.15
Oranges	Navel	each	3,614	0.83	3,081	0.85	4,072	0.74
Oranges	Navel	per pound	4,203	0.92	4,456	0.85	2,411	0.97
Oranges	Navel	4 lb bag	2,148	3.23	3,218	2.67	2,522	2.95
Oranges	Navel	8 lb bag	2,477	5.42	4,093	5.13	2,085	4.42
Oranges	Valencia	each	65	0.30				
Oranges	Valencia	per pound	9	0.49				
Oranges	Valencia	4 lb bag	16	2.77	18	2.25		
Peaches	Various White Flesh Varieties	per pound	8	2.59	17	2.27	167	1.50
Peaches	Various Yellow Flesh Varieties	per pound	4,017	2.41	4,342	2.37	4,369	2.14
Pears	Bartlett	per pound	1,281	1.38	321	1.47	211	1.56
Pears	Bosc	per pound	3,741	1.49	1,315	1.39	3,653	1.30
Pears	D'Anjou	per pound	4,385	1.46	4,807	1.43	4,983	1.35
Pineapples		each	2,817	2.85	5,411	2.72	2,914	3.06
Pineapples		per pound	104	0.50	382	0.85		
Plums		per pound	3,063	2.38	3,691	2.49	3,172	2.32
Plums	Interspecific Type	per pound	10	1.89				
Pomegranates		each	8	1.59				
Raspberries	Red	6 oz package	246	2.80	220	2.88	2,114	2.84
Strawberries		1 lb package	9,983	2.39	12,638	2.18	8,400	2.23
Strawberries		2 lb package	816	4.76	1,762	3.64	284	4.16

Wtd Avg - Simple weighted average



Tangelos		per pound	915	1.04	909	0.97		
Tangerines		per pound	538	0.91	300	0.87	313	0.72
Tangerines		3 lb bag	582	3.39	134	2.81	1,850	3.01
Watermelons	Red Flesh Seedless Miniature	each	3,136	2.83	2,568	3.21	1,073	3.55
Watermelons	Red Flesh Seedless Type	each	3	2.99			13	4.99
ORGANIC								
Apples	Braeburn	per pound	515	1.93	401	1.96	294	1.41
Apples	Braeburn	3 lb bag	9	3.58	103	4.03	136	2.99
Apples	Fuji	per pound	1,623	1.92	871	1.57	546	1.47
Apples	Fuji	3 lb bag	386	3.65	438	3.03	13	2.99
Apples	Gala	per pound	756	2.04	761	2.01	893	1.62
Apples	Gala	3 lb bag	185	4.97	10	4.99	68	3.87
Apples	Golden Delicious	per pound	305	1.75	644	2.03	291	2.23
Apples	Granny Smith	per pound	422	1.87	432	2.12	32	1.49
Apples	Granny Smith	3 lb bag	10	5.99	117	5.08	30	2.99
Apples	Pink Lady/Cripps Pink	per pound	8	1.99	645	2.24		
Apples	Pink Lady/Cripps Pink	3 lb bag	119	3.99			44	3.63
Apples	Red Delicious	per pound	585	1.57	860	1.85	674	1.80
Avocados	Hass	each	821	1.30	659	1.25	450	1.26
Bananas		per pound	127	0.72	905	0.77	119	0.92
Blueberries		4.4 oz package	321	3.47	410	3.99		
Blueberries		6 oz package	1,018	2.86	1,349	3.55	1,709	3.22
Blueberries		1 pint package	251	3.49	113	3.71	16	4.25
Blueberries		18 oz package	125	5.05	80	4.99		
Grapefruit	Red	each	1	1.19			247	1.47
Kiwifruit	Hayward	each	44	0.75	39	0.52	276	0.50
Lemons		each	166	0.93	207	0.84	8	0.69
Mangoes		each	694	1.53	830	1.87	400	1.85
Oranges	Navel	each	325	0.90	560	0.82	990	0.65
Oranges	Navel	per pound	387	1.16	225	1.04	306	1.11
Oranges	Navel	4 lb bag	379	3.37	571	3.51	424	3.80
Oranges	Valencia	4 lb bag	157	2.86	119	2.50		
Pears	Bosc	per pound	6	1.99	245	2.14	628	1.75
Pears	D'Anjou	per pound	247	1.50	206	1.36	828	1.75
Strawberries		1 lb package	484	4.34	1,070	3.89	779	3.62
Tangelos		per pound	127	1.02	8	1.49		
Tangerines		per pound	13	2.49	8	2.49		
Tangerines		3 lb bag	156	3.99				

Wtd Avg - Simple weighted average



ONIONS AND POTATOES								
Commodity	Variety	Unit	THIS WEEK		LAST WEEK		LAST YEAR	
			Stores With Ads	Wtd Avg Price	Stores With Ads	Wtd Avg Price	Stores With Ads	Wtd Avg Price
Onions, Dry	Red	per pound	16	0.98	12	1.49	991	0.82
Onions, Dry	White	per pound	351	1.10	55	0.61	508	0.82
Onions, Dry	Yellow	per pound	272	0.63	224	0.68	1,000	0.55
Onions, Dry	Yellow	2 lb bag	279	1.44	163	1.14		
Onions, Dry	Yellow	3 lb bag	4,280	2.11	740	2.15	2,572	2.06
Onions, Dry	Yellow	5 lb bag	380	3.74	149	3.78		
Onions, Dry	Yellow Marked Sweet	per pound	2,237	1.25	1,909	1.42	3,282	1.00
Onions, Dry	Yellow Marked Sweet	3 lb bag	452	3.82	612	3.99	366	2.69
Potatoes	Round Red	per pound	731	0.93	994	0.88	576	0.92
Potatoes	Round Red	3 lb bag	328	2.48	335	2.45	531	1.87
Potatoes	Round Red	5 lb bag	3,638	2.57	1,933	2.94	2,450	3.05
Potatoes	Round Red	10 lb bag	9	2.99	28	3.67		
Potatoes	Round White	per pound	93	0.59	225	0.97	370	0.82
Potatoes	Round White	3 lb bag	65	2.99			107	2.99
Potatoes	Round White	5 lb bag	2,726	2.34	599	2.08	1,316	2.43
Potatoes	Round White	10 lb bag	34	3.25	7	2.00		
Potatoes	Russet	per pound	2,143	0.78	5,875	0.69	1,953	0.61
Potatoes	Russet	3 lb bag	32	1.54	42	1.00	12	1.48
Potatoes	Russet	5 lb bag	3,510	2.09	4,103	2.12	3,500	2.43
Potatoes	Russet	10 lb bag	2,774	2.50	2,371	2.71	832	3.40
Potatoes	Russet	8 lb bag	346	2.55	807	2.52	557	3.06
Potatoes	Yellow Type	per pound	147	0.58	467	0.96	296	0.93
Potatoes	Yellow Type	3 lb bag	195	2.27	56	1.57	271	1.69
Potatoes	Yellow Type	5 lb bag	960	3.06	1,701	3.21	1,139	3.28
ORGANIC								
Onions, Dry	Yellow	3 lb bag	136	2.89	140	2.41	329	2.85
Onions, Dry	Yellow	5 lb bag	25	3.99				
Potatoes	Round Red	3 lb bag	62	3.49				
Potatoes	Russet	3 lb bag	351	2.07	26	2.47	23	2.99
Potatoes	Russet	5 lb bag	354	4.04	608	3.67	169	4.13
Potatoes	Russet	10 lb bag	34	1.39				
Potatoes	Yellow Type	3 lb bag	10	3.99				

VEGETABLES

Wtd Avg - Simple weighted average



Commodity	Variety	Unit	THIS WEEK		LAST WEEK		LAST YEAR	
			Stores With Ads	Wtd Avg Price	Stores With Ads	Wtd Avg Price	Stores With Ads	Wtd Avg Price
Artichokes		each	399	2.20	150	2.22	481	2.03
Asparagus	Green	per pound	3,384	2.28	5,231	2.24	7,554	2.27
Beans	Round Green Type	per pound	2,455	1.24	1,889	1.48	647	1.58
Broccoli		per pound	1,132	1.23	368	1.09	718	1.11
Broccoli		per bunch	1,187	1.46	1,609	2.26	1,692	1.51
Broccoli	Crown Cut	per pound	2,345	1.35	1,244	1.36	3,849	1.39
Brussels Sprouts		per pound	60	2.56	246	2.24		
Cabbage	Red Type	per pound	8	0.48	7	0.49	77	0.49
Cabbage	Round Green Type	per pound	2,477	0.48	2,708	0.48	2,694	0.47
Carrots		per pound	263	0.36	189	0.33	93	0.37
Carrots		1 lb bag	1,010	0.78	464	0.87	758	1.03
Carrots		2 lb bag	703	1.44	382	1.46	461	1.14
Carrots	Baby Peeled	1 lb bag	7,191	1.25	5,945	1.34	3,722	1.31
Carrots	Baby Peeled	2 lb bag	894	2.47	1,739	2.42	1,455	2.51
Cauliflower		each	1,038	3.03	551	2.02	3,374	2.27
Cauliflower		per pound	1,577	1.20	920	1.24	969	1.13
Celery		each	1,448	1.46	220	1.55	1,626	1.11
Celery	Hearts	each	7	2.00	48	2.09	283	1.99
Cilantro		per bunch	755	0.59	531	0.56	327	0.50
Corn-Sweet		each	188	0.60	1,198	0.54	1,237	0.49
Cucumbers		each	4,212	0.71	2,769	0.68	3,790	0.64
Cucumbers	Long Seedless-Greenhouse	each	3,054	1.60	2,353	1.73	3,362	1.32
Eggplant		per pound	989	1.55	659	1.28		
Eggplant		each	475	1.20	188	1.02		
Greens	Collard	per bunch	152	0.98	468	1.18	307	1.71
Greens	Collard	per pound	469	1.06	362	0.89	231	0.89
Greens	Kale	per bunch	211	1.02	30	0.99	1	0.99
Greens	Kale	per pound	17	0.89	183	0.84	261	1.20
Greens	Mustard	per bunch	162	0.98	245	0.85	125	0.99
Greens	Mustard	per pound	56	0.79	171	0.81	199	1.32
Lettuce, Iceberg		each	675	1.03	243	1.06	2,058	1.04
Lettuce, Other	Green Leaf	each	229	1.05			630	0.97
Lettuce, Other	Green Leaf	per pound	42	1.45	4	1.50	240	1.34
Lettuce, Other	Red Leaf	each	218	1.00			630	0.97
Lettuce, Other	Red Leaf	per pound	42	1.45	4	1.50	240	1.34

Wtd Avg - Simple weighted average



Lettuce, Romaine		each	160	1.10			809	1.02
Lettuce, Romaine		per pound	16	1.49			93	1.40
Lettuce, Romaine	Hearts	3 count package	117	3.02	185	2.95	1,637	2.54
Mushrooms	Portobella	8 oz package	123	2.76	262	2.52	152	2.13
Mushrooms	Portobella	per pound	19	3.27	327	4.69		
Mushrooms	White	8 oz package	4,690	1.59	3,112	1.82	2,995	1.91
Mushrooms	White	per pound	17	2.66	8	2.97		
Onions Green		per bunch	74	0.52	103	0.62	1,090	0.55
Peppers, Bell Type	Green	per pound	2,535	1.34	1,892	1.37	913	1.37
Peppers, Bell Type	Green	each	2,616	0.75	2,327	0.71	2,416	0.78
Peppers, Bell Type	Red	per pound	2,047	2.36	3,287	2.19	2,937	2.23
Peppers, Bell Type	Red	each	3,705	1.12	2,865	1.01	3,748	0.99
Peppers, Bell Type	Red-Greenhouse	per pound	35	2.64				
Peppers, Bell Type	Red-Greenhouse	each	473	1.54	63	1.12	32	1.50
Peppers, Other	Jalapeno	per pound	571	0.76	830	0.94		
Radishes		per bunch	122	0.62	252	0.71	167	0.48
Radishes		1 lb bag	1,183	1.03	6	0.98		
Salad	Mixed Types	1 lb bag	34	1.95	173	3.50	259	1.79
Salad	Mixed Types	10 - 12 oz package	2,731	2.31	3,437	2.29	4,141	1.92
Salad	Mixed Types	5 - 9 oz package	2,346	2.41	3,284	2.45	3,547	2.13
Spinach	Flat, Baby Type	10 oz package	24	1.85	7	1.50	753	1.38
Spinach	Flat, Baby Type	9 oz package	580	2.01	8	1.50	526	1.43
Spinach	Flat, Baby Type	per bunch	191	1.56				
Squash	Acorn	per pound	139	0.81	61	0.97		
Squash	Butternut	per pound	157	0.85	56	0.99		
Squash	Spaghetti	per pound	17	0.89				
Squash	Yellow Crookneck/Straightneck	per pound	872	1.38	1,275	1.63	1,928	1.24
Squash	Zucchini	per pound	868	1.35	1,191	1.69	2,413	1.23
Sweet Potatoes		per pound	2,465	0.84	3,903	0.79	1,759	0.90
Tomatoes		per pound	1,212	1.01	2,182	1.28	1,307	0.98
Tomatoes	Vine Ripe - Heirloom Varieties	per pound	42	2.35	237	1.94		
Tomatoes	Vine Ripes	per pound	2,276	1.41	2,675	1.43	1,757	1.69
Tomatoes	Vine Ripes, On The Vine-Greenhouse	per pound	2,337	2.03	2,053	1.96	3,348	2.04
Tomatoes	Vine Ripes-Greenhouse	per pound	1,391	1.28	1,066	1.76	2,243	1.47
Tomatoes, Cherry		1 pint package	12	2.50	39	1.69	30	1.18
Tomatoes, Grape Type		1 pint package	3,072	2.35	2,434	2.16	2,789	2.03
Tomatoes, Grape Type		10 oz package	535	1.91	897	2.22	695	2.11
Tomatoes, Plum Type	Roma	per pound	3,598	1.00	4,550	1.14	3,679	1.10

Wtd Avg - Simple weighted average



ORGANIC								
Artichokes		each	10	3.00				
Broccoli		per pound	155	1.87	25	1.96	457	1.58
Broccoli		per bunch	25	2.67	109	1.98	106	2.32
Broccoli	Baby Hybrid Type	per bunch	8	2.50			8	2.50
Broccoli	Crown Cut	per pound	69	2.49			184	4.69
Cabbage	Round Green Type	per pound	19	1.45	8	1.49	22	0.99
Carrots		per pound	1	0.99				
Carrots		1 lb bag	275	1.17	662	1.09	14	1.12
Carrots		2 lb bag	37	1.93	18	2.50	7	1.92
Carrots		per bunch	173	1.81	35	2.10	69	1.56
Carrots	Baby Peeled	1 lb bag	2,061	1.77	1,195	1.80	2,436	1.65
Carrots	Baby Peeled	2 lb bag	21	1.79				
Cauliflower		each	69	2.99			99	2.93
Cauliflower		per pound	1	1.69			140	1.81
Celery		per pound	12	1.49				
Cucumbers		each	119	1.50	119	1.50	125	1.50
Greens	Kale	per bunch	157	2.14				
Lettuce, Other	Green Leaf	each	159	1.57	35	1.50	67	1.46
Lettuce, Other	Green Leaf	per pound	9	1.99				
Lettuce, Other	Red Leaf	each	159	1.57	35	1.50	67	1.46
Lettuce, Romaine		each	8	1.59	4	1.50	63	1.42
Lettuce, Romaine		3 count package	6	3.00				
Lettuce, Romaine	Hearts	3 count package	768	3.71			1,795	2.86
Mushrooms	White	8 oz package	96	2.24	65	2.76	91	2.33
Peppers, Bell Type	Green	per pound	1	2.49				
Peppers, Bell Type	Red	per pound	9	3.43	101	2.99	11	3.99
Peppers, Bell Type	Red	each	92	2.73			854	1.57
Peppers, Bell Type	Red-Greenhouse	each	237	1.50				
Salad	Mixed Types	1 lb bag	198	4.39	254	4.44	845	5.35
Salad	Mixed Types	10 - 12 oz package	5	5.99			533	4.89
Salad	Mixed Types	5 - 9 oz package	1,742	2.97	586	3.22	1,982	3.31
Sweet Potatoes		per pound	341	1.67	338	1.55	62	1.06
Tomatoes	Vine Ripe - Heirloom Varieties	per pound	65	3.11			8	2.99
Tomatoes	Vine Ripes	per pound	8	1.49	8	1.49	210	1.96
Tomatoes	Vine Ripes, On The Vine-Greenhouse	per pound	18	3.99	18	3.32		
Tomatoes	Vine Ripes-Greenhouse	per pound	27	2.82			304	2.98
Tomatoes, Grape		1 pint	674	2.77	351	2.62	740	3.23

Wtd Avg - Simple weighted average



Type		package						
Tomatoes, Grape Type		10 oz package	491	2.36	322	3.45	151	2.52
Tomatoes, Plum Type	Roma	per pound	84	1.38	257	1.68	86	1.36

SEASONAL ITEMS

Commodity	Variety	Unit	THIS WEEK		LAST WEEK		LAST YEAR	
			Stores With Ads	Wtd Avg Price	Stores With Ads	Wtd Avg Price	Stores With Ads	Wtd Avg Price
Daffodil		bunched 10s	775	2.67	418	2.49		
Potted Plants	Chrysanthemum	6 inch pot	15	5.99			167	7.99
Rose, Hybrid Tea		bunched 12s	648	8.21	6,696	19.22	468	10.54
Tulips		bunched 10s	2,607	6.78	2,485	7.62		
Tulips		bunched 5s	686	3.45				

REGIONAL DETAILS

Commodity Variety	Unit	NORTHEAST U.S.				SOUTHEAST U.S.				MIDWEST U.S.			
		Price Range	Stores with Ads	Wtd Avg Price	% Marked Local	Price Range	Stores with Ads	Wtd Avg Price	% Marked Local	Price Range	Stores with Ads	Wtd Avg Price	% Marked Local
FRUITS													
Apples Braeburn	per pound	0.99-1.69	207	1.60		1.28-1.69	1,203	1.32		0.98-1.77	340	1.31	
Apples Braeburn	3 lb bag									3.99	254	3.99	
Apples Fuji	per pound	0.99-2.59	482	1.49		1.29-1.79	1,580	1.43		0.75-1.77	489	1.34	
Apples Fuji	3 lb bag					3.49-3.99	91	3.94		2.49-3.99	180	3.82	
Apples Fuji	5 lb bag					3.98	194	3.98		3.49-4.99	35	4.43	
Apples Gala	per pound	0.99-1.99	457	1.69		1.29-1.69	236	1.66		0.89-1.49	314	1.27	
Apples Gala	3 lb bag					3.99	177	3.99		2.99-4.98	27	4.54	
Apples Golden Delicious	per pound	0.99-1.79	1,351	1.47		0.99	116	0.99		1.19-1.77	392	1.47	
Apples Golden Delicious	3 lb bag	3.50	18	3.50		2.50-3.99	150	3.76		2.50-3.99	61	2.96	8
Apples Golden Delicious	5 lb bag					3.99-4.99	14	4.42		4.99	8	4.99	
Apples Granny Smith	per pound	0.99-1.99	175	1.65		1.79	106	1.79		0.99-1.69	354	1.36	
Apples Granny Smith	5 lb bag	5.99	274	5.99									
Apples Honeycrisp	per pound					3.88	2	3.88		2.59-3.88	27	3.12	
Apples	3 lb bag	5.99	287	5.99		5.99	369	5.99		5.99	416	5.99	

Wtd Avg - Simple weighted average



Commodity Variety	Unit	NORTHEAST U.S.				SOUTHEAST U.S.				MIDWEST U.S.			
		Price Range	Stores with Ads	Wtd Avg Price	% Marked Local	Price Range	Stores with Ads	Wtd Avg Price	% Marked Local	Price Range	Stores with Ads	Wtd Avg Price	% Marked Local
Honeycrisp													
Apples Jonagold	per pound	0.99-1.29	59	1.24		1.59	46	1.59		1.19-1.49	130	1.41	
Apples Jonagold	5 lb bag					3.99	106	3.99		3.99	11	3.99	
Apples McIntosh	per pound	1.88	165	1.88									
Apples McIntosh	3 lb bag	3.50-4.99	183	4.84									
Apples Pink Lady/Cripps Pink	per pound	1.99	128	1.99									
Apples Red Delicious	per pound	0.99-1.79	1,474	1.45		0.89-1.79	549	1.48		0.75-1.88	367	1.36	
Apples Red Delicious	3 lb bag	2.50-3.99	381	3.68		2.50-3.99	165	3.76		2.99-3.99	34	3.40	15
Apples Red Delicious	5 lb bag	5.99	274	5.99		3.99-5.98	24	5.07		3.98-4.99	21	4.70	
Avocados Hass	each	0.50-2.00	2,485	1.21		0.50-1.50	1,165	1.18		0.67-1.50	1,080	1.01	
Bananas	per pound	0.48-0.69	314	0.51		0.49-0.69	137	0.49		0.39-0.49	146	0.46	
Blueberries	4.4 oz package	3.99	20	3.99									
Blueberries	6 oz package	1.99-3.49	644	2.97		1.99-3.47	214	3.09		2.00-2.99	268	2.94	
Blueberries	1 pint package	1.44-4.99	487	3.65		2.99-3.98	1,396	3.15		1.95-3.99	386	3.04	
Blueberries	18 oz package	4.88-4.99	260	4.99						5.00	85	5.00	
Cantaloups	each	0.88-3.00	2,460	2.38		0.88-3.50	2,748	2.06		0.88-2.98	966	2.04	
Cantaloups	per pound									0.57	6	0.57	
Clementines	5 lb package	5.99-7.99	610	6.66		5.99-6.99	76	6.77		4.99-5.99	210	5.59	
Clementines	3 lb bag	3.99-5.99	1,021	4.49		3.99-4.99	416	4.10		2.99-4.99	602	4.05	
Fruit, Other Apple Pears	each									0.99-1.00	80	1.00	
Grapefruit Red	each	0.33-1.25	1,197	0.88		0.34-1.00	307	0.96		0.20-1.50	302	0.58	
Grapefruit Red	per pound	0.98	62	0.98						0.59-0.99	379	0.88	
Grapefruit Red	5 lb bag	2.99-4.98	483	3.97		2.99-3.99	415	3.47		1.99-3.99	306	2.98	
Grapes Black Seedless	per pound	2.99	88	2.99		2.99	17	2.99		1.99-2.99	62	2.66	
Grapes Red Globe	per pound	2.99	341	2.99		2.99	17	2.99		2.99	16	2.99	
Grapes Red Seedless	per pound	1.49-2.99	1,632	2.51		2.29-3.79	1,448	3.03		0.99-2.99	536	2.18	
Grapes White Seedless Type	per pound	1.99-2.99	343	2.60		2.49-2.99	1,075	2.98		1.99-2.99	104	2.60	
Honeydews	each	2.50-3.99	343	2.63		2.50	1,203	2.50		2.49-3.99	80	3.82	
Kiwifruit Hayward	each	0.25-0.75	689	0.47		0.25-0.50	317	0.41		0.33-0.50	146	0.39	
Lemons	each	0.17-0.75	673	0.56		0.25-0.50	847	0.50		0.25-0.67	351	0.46	
Lemons	per pound									0.98	6	0.98	
Limes	each	0.20-0.75	261	0.31		0.50	58	0.50		0.33-0.50	71	0.38	
Mangoes	each	0.99-1.66	1,464	1.17		0.99-1.25	283	1.13		0.50-1.50	760	1.06	

Wtd Avg - Simple weighted average



Commodity Variety	Unit	NORTHEAST U.S.				SOUTHEAST U.S.				MIDWEST U.S.			
		Price Range	Stores with Ads	Wtd Avg Price	% Marked Local	Price Range	Stores with Ads	Wtd Avg Price	% Marked Local	Price Range	Stores with Ads	Wtd Avg Price	% Marked Local
Misc Berries Blackberries	5.6 - 6 oz package	1.67-3.99	971	2.91		1.99-3.00	108	2.85		0.99-3.50	714	2.48	
Nectarines Various Yellow Flesh Varieties	per pound	1.49-2.99	1,307	2.50		1.39-3.49	1,263	2.26		1.49-2.99	536	2.41	
Oranges Navel	each	0.20-1.25	1,950	0.87		0.25-1.00	749	0.77		0.17-1.29	455	0.81	
Oranges Navel	per pound	0.99-1.00	160	0.99		0.69-1.00	1,048	1.00		0.38-1.00	514	0.91	
Oranges Navel	4 lb bag	1.88-3.99	757	3.40		1.99-3.99	637	3.45		1.98-3.49	470	3.01	
Oranges Navel	8 lb bag	3.88-6.99	908	5.67		4.99-5.99	215	5.46		3.98-5.99	645	5.43	
Oranges Valencia	each	0.20-0.33	65	0.30									
Oranges Valencia	per pound									0.49	9	0.49	
Oranges Valencia	4 lb bag					2.99	9	2.99		2.49	7	2.49	
Peaches Various Yellow Flesh Varieties	per pound	1.99-2.99	1,147	2.51		1.39-3.49	1,267	2.42		1.49-2.99	316	2.16	
Pears Bartlett	per pound	1.49-1.79	57	1.56		1.37	1,203	1.37		1.79	7	1.79	
Pears Bosc	per pound	0.99-1.99	1,739	1.58		1.29-1.69	1,499	1.41		0.79-1.79	438	1.45	
Pears D'Anjou	per pound	0.99-1.99	2,013	1.58		1.19-1.79	348	1.63		0.99-1.79	691	1.44	
Pineapples	each	2.50-4.00	1,178	3.01		2.98-3.00	118	2.99		1.88-3.79	887	2.77	
Plums	per pound	1.47-2.99	1,105	2.48		1.38-3.49	1,295	2.42		1.49-2.99	363	2.15	
Raspberries Red	6 oz package									2.50-3.50	166	2.71	
Strawberries	1 lb package	1.44-3.99	2,181	2.51		0.99-3.50	2,915	2.20		1.00-3.50	1,207	2.68	
Strawberries	2 lb package	4.99	165	4.99						4.48	8	4.48	
Tangerines	per pound									0.79-0.99	251	0.98	
Tangerines	3 lb bag	2.99	76	2.99		1.50-3.99	269	3.02		2.99	9	2.99	
Tangelos	per pound	0.99	82	0.99						0.79-1.00	84	0.91	
Watermelons Red Flesh Seedless Miniature	each	2.50-3.99	667	2.96		2.50-4.49	1,636	2.80		2.50-3.99	357	2.91	
Watermelons Red Flesh Seedless Type	each									2.99	3	2.99	
FRUITS - ORGANIC													
Apples Braeburn	per pound					1.78-2.49	390	2.14		1.79	6	1.79	
Apples Braeburn	3 lb bag									3.58	9	3.58	
Apples Fuji	per pound	1.29-2.49	371	2.31		1.49-2.49	512	1.98		1.79-1.99	49	1.94	
Apples Fuji	3 lb bag					3.79	60	3.79		3.79-4.48	179	4.07	
Apples	per pound	1.79-1.99	410	1.87		2.49	196	2.49		1.49-1.99	41	1.87	

Wtd Avg - Simple weighted average



Commodity Variety	Unit	NORTHEAST U.S.				SOUTHEAST U.S.				MIDWEST U.S.			
		Price Range	Stores with Ads	Wtd Avg Price	% Marked Local	Price Range	Stores with Ads	Wtd Avg Price	% Marked Local	Price Range	Stores with Ads	Wtd Avg Price	% Marked Local
Gala													
Apples Gala	3 lb bag	4.98-4.99	170	4.99									
Apples Golden Delicious	per pound								1.49	7	1.49		
Apples Granny Smith	per pound	1.79-2.29	415	1.87					1.49	7	1.49		
Apples Granny Smith	3 lb bag	5.99	10	5.99									
Apples Red Delicious	per pound	1.49-1.69	85	1.63		1.69	58	1.69	1.49	7	1.49		
Avocados Hass	each	1.25-1.99	127	1.45		1.50	87	1.50	1.00-1.50	47	1.29		
Bananas	per pound	0.69-0.99	108	0.72					0.69	12	0.69		
Blueberries	4.4 oz package	3.99	150	3.99		3.99	59	3.99	2.50	112	2.50		
Blueberries	6 oz package	2.50	249	2.50		3.49	213	3.49	2.50	136	2.50		
Blueberries	1 pint package					3.49	7	3.49	3.49	244	3.49		
Kiwifruit Hayward	each	0.66	5	0.66									
Lemons	each	0.66-1.00	131	0.99									
Mangoes	each	1.25-1.99	240	1.53		1.50-2.50	244	1.70	1.88	8	1.88		
Oranges Navel	each	0.67-1.00	242	0.96		1.00	2	1.00	0.67-1.00	81	0.71		
Oranges Navel	per pound	1.99	6	1.99					0.99	9	0.99		
Oranges Navel	4 lb bag	3.99-4.99	28	4.38		4.99	31	4.99	3.98	33	3.98		
Pears Bosc	per pound	1.99	6	1.99									
Strawberries	1 lb package	3.99-4.99	319	4.52		3.99	59	3.99	3.49	62	3.49		
Tangerines	3 lb bag					3.99	60	3.99	3.99	96	3.99		
ONIONS AND POTATOES													
Onions, Dry Red	per pound	0.98	16	0.98									
Onions, Dry White	per pound	1.29-1.48	90	1.38					0.79-1.49	55	1.34		
Onions, Dry Yellow	per pound					0.89-0.99	18	0.93	0.49	9	0.49		
Onions, Dry Yellow	2 lb bag	0.88-1.99	257	1.38		1.29-1.48	13	1.44					
Onions, Dry Yellow	3 lb bag	0.99-2.99	1,383	2.34		0.99-2.69	1,843	1.91	0.99-1.99	242	1.40		
Onions, Dry Yellow	5 lb bag	2.99-3.99	333	3.92									
Onions, Dry Yellow Marked Sweet	per pound	0.99-1.69	460	1.49		0.99-1.49	307	1.31	0.79-1.29	370	1.08		
Onions, Dry Yellow Marked Sweet	3 lb bag	3.99	315	3.99		2.99-3.99	129	3.45					
Potatoes Round Red	per pound	0.59-1.29	325	0.99		1.79	11	1.79	0.58-1.49	14	1.10		
Potatoes Round Red	3 lb bag					2.49	7	2.49	2.50-2.99	88	2.89		
Potatoes	5 lb bag	0.99-3.99	857	2.50		0.99-3.99	2,099	2.70	0.99-2.99	456	2.21	6	

Wtd Avg - Simple weighted average



Commodity Variety	Unit	NORTHEAST U.S.				SOUTHEAST U.S.				MIDWEST U.S.			
		Price Range	Stores with Ads	Wtd Avg Price	% Marked Local	Price Range	Stores with Ads	Wtd Avg Price	% Marked Local	Price Range	Stores with Ads	Wtd Avg Price	% Marked Local
Round Red													
Potatoes Round Red	10 lb bag					2.99	9	2.99					
Potatoes Round White	per pound									0.50-1.49	93	0.59	
Potatoes Round White	5 lb bag	0.99-2.99	1,136	2.16		1.49-2.50	1,294	2.47					
Potatoes Round White	10 lb bag	4.99	7	4.99		3.99	11	3.99		1.98-2.00	16	1.99	
Potatoes Russet	per pound	0.49-1.29	776	0.97		0.39-0.49	62	0.43		0.29-0.59	248	0.54	10
Potatoes Russet	3 lb bag									1.29-1.50	17	1.44	
Potatoes Russet	5 lb bag	1.69-3.99	740	2.59		1.50-3.49	602	2.57		0.89-2.50	607	1.85	
Potatoes Russet	10 lb bag	2.49-4.99	208	2.57		2.49-3.99	731	2.70		1.29-3.68	1,079	2.53	2
Potatoes Russet	8 lb bag					1.69-2.99	108	2.52		1.88-2.99	188	2.68	
Potatoes Yellow Type	per pound									0.50-1.49	93	0.59	
Potatoes Yellow Type	3 lb bag									0.99-2.99	142	2.00	
Potatoes Yellow Type	5 lb bag	2.99-3.99	396	3.55		2.99-3.99	135	3.50		1.88-2.99	324	2.53	8
ONIONS AND POTATOES - ORGANIC													
Onions, Dry Yellow	3 lb bag	2.49	11	2.49		2.99	106	2.99		2.99	11	2.99	
Onions, Dry Yellow	5 lb bag	3.99	25	3.99									
Potatoes Round Red	3 lb bag									3.49	62	3.49	
Potatoes Russet	5 lb bag	3.99-4.99	311	4.19						2.99	21	2.99	
Potatoes Yellow Type	3 lb bag									3.99	10	3.99	
VEGETABLES													
Artichokes	each									2.00	10	2.00	
Asparagus Green	per pound	1.88-2.99	602	2.37		2.39-3.99	791	2.92		0.99-3.49	651	1.68	
Beans Round Green Type	per pound	0.88-2.99	202	1.22		0.99-1.89	1,398	1.09		1.00-1.59	76	1.33	
Broccoli	per pound	1.48-1.49	133	1.49						0.49-0.79	18	0.64	
Broccoli	per bunch	0.97-1.50	389	1.02		1.49-1.99	277	1.89		0.99-2.00	141	1.17	
Broccoli Crown Cut	per pound	0.88-1.99	817	1.37		0.99-2.29	338	1.90		0.69-1.99	226	1.16	
Brussels Sprouts	per pound	2.49	6	2.49		2.99	31	2.99		1.99	16	1.99	
Cabbage Red Type	per pound									0.48	8	0.48	
Cabbage Round Green Type	per pound	0.39-0.69	687	0.54		0.38-0.50	255	0.44		0.29-0.69	667	0.47	
Carrots	per pound									0.39	9	0.39	
Carrots	1 lb bag	0.67-1.00	245	0.90		0.69-0.79	18	0.73		0.50-1.68	151	0.75	

Wtd Avg - Simple weighted average



Commodity Variety	Unit	NORTHEAST U.S.				SOUTHEAST U.S.				MIDWEST U.S.			
		Price Range	Stores with Ads	Wtd Avg Price	% Marked Local	Price Range	Stores with Ads	Wtd Avg Price	% Marked Local	Price Range	Stores with Ads	Wtd Avg Price	% Marked Local
Carrots	2 lb bag	1.49-1.79	113	1.55		0.99-1.69	29	1.21		0.77-1.50	336	1.29	
Carrots Baby Peeled	1 lb bag	0.99-2.00	1,426	1.39		0.99-1.79	2,436	1.32		0.99-1.66	1,271	1.08	
Carrots Baby Peeled	2 lb bag	2.49-2.99	459	2.55		2.00-2.89	130	2.42		2.50-2.89	174	2.53	
Cauliflower	each	0.98-3.49	657	3.28		1.50-3.29	354	2.65		1.77-1.98	15	1.90	
Cauliflower	per pound	1.49	117	1.49		1.49	4	1.49		0.79-1.29	109	1.26	
Celery	each	0.88-2.50	206	2.26		0.99-2.00	1,060	1.29		1.66-1.99	87	1.86	
Celery Hearts	each									2.00	7	2.00	
Cilantro	per bunch	0.39-1.00	331	0.85		0.50-1.00	54	0.68		0.25-0.33	28	0.30	
Corn-Sweet	each					0.50-0.99	164	0.62		0.40	5	0.40	
Cucumbers	each	0.33-1.00	1,679	0.71		0.25-0.89	197	0.55		0.33-0.99	406	0.73	
Cucumbers Long Seedless-Greenhouse	each	1.50-2.50	730	2.08		1.49-2.29	1,030	1.79		0.99-1.50	635	1.19	
Eggplant	per pound	0.75-1.69	705	1.60		0.99-1.68	164	1.52		0.49-1.68	114	1.35	
Eggplant	each									1.00-1.50	20	1.33	
Greens Collard	per bunch					0.99	7	0.99					
Greens Collard	per pound	0.79-0.99	275	0.92		0.59-1.48	186	1.28	57	0.79	7	0.79	
Greens Kale	per bunch					0.99	28	0.99		0.79-0.99	27	0.89	
Greens Kale	per pound	0.88	16	0.88									
Greens Mustard	per bunch					0.99	17	0.99					
Greens Mustard	per pound	0.79	48	0.79						0.79	7	0.79	
Lettuce, Iceberg	each	0.90-1.50	165	1.23		0.69-1.50	77	0.95		0.79-1.25	197	0.99	
Lettuce, Other Green Leaf	each	0.99-1.49	63	1.05		1.99	11	1.99		0.99	13	0.99	
Lettuce, Other Green Leaf	per pound	1.49	17	1.49						1.29-1.49	25	1.42	
Lettuce, Other Red Leaf	each	0.99-1.49	63	1.05						0.99	13	0.99	
Lettuce, Other Red Leaf	per pound	1.49	17	1.49						1.29-1.49	25	1.42	
Lettuce, Romaine	each									0.99	125	0.99	
Lettuce, Romaine	per pound									1.49	16	1.49	
Lettuce, Romaine Hearts	3 count package	2.99-3.69	58	3.48		2.50	13	2.50					
Mushrooms Portobella	8 oz package									1.67-2.99	12	2.22	
Mushrooms Portobella	per pound	3.99	11	3.99						2.29	8	2.29	
Mushrooms White	8 oz package	0.79-1.99	844	1.53		0.79-2.00	680	1.55		0.99-2.00	1,449	1.42	
Mushrooms White	per pound									2.29	8	2.29	

Wtd Avg - Simple weighted average



Commodity Variety	Unit	NORTHEAST U.S.				SOUTHEAST U.S.				MIDWEST U.S.			
		Price Range	Stores with Ads	Wtd Avg Price	% Marked Local	Price Range	Stores with Ads	Wtd Avg Price	% Marked Local	Price Range	Stores with Ads	Wtd Avg Price	% Marked Local
Onions Green	per bunch	0.50	18	0.50									
Peppers, Bell Type Green	per pound	0.98-1.79	929	1.33		1.29-1.49	1,043	1.49		0.79-1.69	368	1.27	
Peppers, Bell Type Green	each	0.78-1.00	299	1.00		0.44-1.00	705	0.84		0.50-1.25	291	0.81	
Peppers, Bell Type Red	per pound	0.99-3.47	1,438	2.38		0.99-2.98	225	2.49		0.69-2.99	378	2.23	
Peppers, Bell Type Red	each	1.00	204	1.00		0.79-2.50	661	1.56		0.79-1.67	828	1.12	
Peppers, Bell Type Red-Greenhouse	per pound	1.88-2.99	35	2.64									
Peppers, Bell Type Red-Greenhouse	each	1.50	274	1.50		1.00-2.00	110	1.96					
Peppers, Other Jalapeno	per pound	0.89-1.00	27	0.96		0.98	29	0.98		0.69-1.00	136	0.94	
Radishes	per bunch	0.89-0.98	35	0.93									
Radishes	1 lb bag					0.99-1.49	1,068	1.00		0.99-1.49	62	1.24	
Salad Mixed Types	1 lb bag					1.99	8	1.99		1.79	11	1.79	
Salad Mixed Types	10 - 12 oz package	1.99-3.00	992	2.80		1.50-3.00	270	2.11		0.79-3.00	768	2.44	
Salad Mixed Types	5 - 9 oz package	2.00-2.99	789	2.83		1.50-2.50	70	1.81		0.98-3.00	713	2.44	
Spinach Flat, Baby Type	10 oz package	2.00	17	2.00						1.50	7	1.50	
Spinach Flat, Baby Type	9 oz package					1.99	37	1.99		1.50	9	1.50	
Spinach Flat, Baby Type	per bunch									0.75-1.69	174	1.64	
Squash Acorn	per pound	0.79-0.99	106	0.80						0.89	17	0.89	
Squash Butternut	per pound	0.79-0.99	106	0.80		0.99	34	0.99		0.89	17	0.89	
Squash Spaghetti	per pound									0.89	17	0.89	
Squash Yellow Crookneck/Straightneck	per pound	1.49	122	1.49		1.29-1.49	408	1.38		0.79-1.00	112	0.99	
Squash Zucchini	per pound	1.49	122	1.49		1.29-1.49	339	1.36		0.79-1.00	121	0.99	
Sweet Potatoes	per pound	0.49-1.59	739	0.91		0.39-0.89	724	0.77		0.68-0.99	255	0.80	
Tomatoes	per pound	0.69-1.19	287	0.85		0.78-1.29	212	1.05		0.69-1.99	256	1.36	
Tomatoes Vine Ripe - Heirloom Varieties	per pound	1.99	27	1.99									
Tomatoes Vine Ripes	per pound	0.88-1.99	500	1.85		0.99-1.99	781	1.06		0.88-1.69	229	1.51	
Tomatoes Vine Ripes-Greenhouse	per pound	0.99-1.79	114	1.27		0.99-1.88	145	1.35		0.88-1.99	468	1.19	
Tomatoes Vine Ripes, On The Vine-Greenhouse	per pound	1.88-2.99	409	2.74		1.29-2.99	487	2.35		0.79-2.50	586	1.82	
Tomatoes, Cherry	1 pint package									2.50	12	2.50	
Tomatoes, Grape Type	1 pint package	1.48-3.00	1,015	2.16		1.29-3.49	1,731	2.58		0.99-2.50	263	1.72	
Tomatoes, Grape Type	10 oz package	2.99	165	2.99						1.00-1.99	216	1.36	
Tomatoes, Plum Type	per pound	0.59-1.99	890	1.13		0.59-1.59	594	0.97		0.39-1.00	284	0.97	

Wtd Avg - Simple weighted average



Commodity Variety	Unit	NORTHEAST U.S.				SOUTHEAST U.S.				MIDWEST U.S.			
		Price Range	Stores with Ads	Wtd Avg Price	% Marked Local	Price Range	Stores with Ads	Wtd Avg Price	% Marked Local	Price Range	Stores with Ads	Wtd Avg Price	% Marked Local
Roma													
VEGETABLES - ORGANIC													
Broccoli	per pound	1.98-1.99	20	1.98		1.98	87	1.98		1.98	18	1.98	
Broccoli	per bunch									2.98-3.00	17	2.99	
Broccoli Crown Cut	per pound	2.49	69	2.49									
Cabbage Round Green Type	per pound	1.49	18	1.49									
Carrots	1 lb bag	0.69-1.50	275	1.17									
Carrots	2 lb bag	1.99	8	1.99						1.67-1.99	29	1.91	
Carrots	per bunch	1.99	82	1.99									
Carrots Baby Peeled	1 lb bag	1.49-2.50	593	1.92		1.69-2.00	328	1.80		1.25-2.00	310	1.88	
Carrots Baby Peeled	2 lb bag									1.79	21	1.79	
Cauliflower	each	2.99	69	2.99									
Lettuce, Other Green Leaf	each	1.50	11	1.50									
Lettuce, Other Green Leaf	per pound									1.99	9	1.99	
Lettuce, Other Red Leaf	each	1.50	11	1.50									
Lettuce, Romaine Hearts	3 count package	3.48-3.99	283	3.96		3.99	43	3.99					
Mushrooms White	8 oz package	1.99-2.49	91	2.25						2.00	5	2.00	
Salad Mixed Types	1 lb bag									4.99	9	4.99	
Salad Mixed Types	10 - 12 oz package	5.99	5	5.99									
Salad Mixed Types	5 - 9 oz package	2.50-3.99	740	3.13		3.00-3.50	239	3.41		2.00-3.49	225	2.25	
Sweet Potatoes	per pound	1.49-1.99	198	1.81									
Tomatoes Vine Ripes-Greenhouse	per pound	3.99	6	3.99									
Tomatoes Vine Ripes, On The Vine-Greenhouse	per pound	3.99	18	3.99									
Tomatoes, Grape Type	1 pint package	1.99-3.99	669	2.76						2.99	5	2.99	
Tomatoes, Grape Type	10 oz package	3.29	17	3.29		2.79	213	2.79		1.69-2.00	239	1.85	
SEASONAL ITEMS													
Daffodil	bunched 10s	2.00-2.99	659	2.59		3.99	46	3.99		2.59	70	2.59	
Rose, Hybrid Tea	bunched 12s	6.99-9.99	272	8.09						7.99-16.99	10	14.29	
Tulips	bunched 10s	4.99-7.99	1,157	6.77		6.99	207	6.99		5.88-8.99	272	6.80	
Tulips	bunched									3.33	84	3.33	

Wtd Avg - Simple weighted average



Commodity Variety	Unit	NORTHEAST U.S.				SOUTHEAST U.S.				MIDWEST U.S.			
		Price Range	Stores with Ads	Wtd Avg Price	% Marked Local	Price Range	Stores with Ads	Wtd Avg Price	% Marked Local	Price Range	Stores with Ads	Wtd Avg Price	% Marked Local
	5s												

Commodity Variety	Unit	SOUTH CENTRAL U.S.				SOUTHWEST U.S.				NORTHWEST U.S.			
		Price Range	Stores with Ads	Wtd Avg Price	% Marked Local	Price Range	Stores with Ads	Wtd Avg Price	% Marked Local	Price Range	Stores with Ads	Wtd Avg Price	% Marked Local
FRUITS													
Apples Braeburn	per pound	0.88-1.49	132	1.16		0.88-1.27	456	1.04		0.77-1.49	218	0.93	3
Apples Braeburn	3 lb bag	3.49	6	3.49									
Apples Fuji	per pound	0.39-1.79	273	1.36		0.50-1.49	812	0.92		0.67-0.99	155	0.86	8
Apples Fuji	3 lb bag	2.99-4.00	58	3.66		1.99	14	1.99					
Apples Fuji	5 lb bag	4.99	307	4.99						3.88	13	3.88	
Apples Gala	per pound	0.98-1.50	287	1.19		0.99-1.59	604	1.26		0.79-1.49	158	0.92	
Apples Gala	3 lb bag	2.99-3.99	32	3.30		2.99	118	2.99					
Apples Golden Delicious	per pound	0.89-1.29	34	1.04		0.69-0.99	349	0.98					
Apples Golden Delicious	3 lb bag	2.99-4.00	90	3.78									
Apples Granny Smith	per pound	0.88-1.49	113	0.97						0.48-1.49	14	0.91	
Apples Honeycrisp	per pound					1.99-2.99	241	2.97					
Apples Honeycrisp	3 lb bag	5.99	292	5.99		5.99	330	5.99		5.99	69	5.99	
Apples Jonagold	per pound	0.88-0.97	134	0.91		0.78-1.27	153	1.18		1.29	33	1.29	
Apples Pink Lady/Cripps Pink	per pound					0.50-1.99	308	1.93		1.58	21	1.58	
Apples Pink Lady/Cripps Pink	5 lb bag									3.88	13	3.88	
Apples Red Delicious	per pound	0.39-1.79	320	1.29		0.33-1.79	585	0.96		0.77-1.29	213	1.26	
Apples Red Delicious	3 lb bag	2.99-4.00	96	3.76									
Avocados Hass	each	0.20-1.50	1,572	0.96		0.20-1.50	1,772	1.11		0.49-1.50	737	1.18	
Bananas	per pound	0.38-0.48	81	0.45		0.33-0.99	500	0.60		0.48	3	0.48	
Blueberries	6 oz package	1.98-3.00	277	2.61		2.50-3.49	1,023	2.90		2.50-3.00	12	2.54	
Blueberries	1 pint package	1.88-3.99	625	2.91		1.88-2.99	93	1.93					
Blueberries	18 oz package	3.99-4.99	123	4.67		4.99	143	4.99		3.97-5.99	51	5.26	
Cantaloups	each	1.00-3.33	778	2.15		0.50-3.00	712	2.31		1.50	72	1.50	
Cantaloups	per pound	0.49	135	0.49		0.33-0.99	402	0.77		0.49-0.89	305	0.62	

Wtd Avg - Simple weighted average



Commodity Variety	Unit	SOUTH CENTRAL U.S.				SOUTHWEST U.S.				NORTHWEST U.S.			
		Price Range	Stores with Ads	Wtd Avg Price	% Marked Local	Price Range	Stores with Ads	Wtd Avg Price	% Marked Local	Price Range	Stores with Ads	Wtd Avg Price	% Marked Local
Clementines	5 lb package	3.99-6.99	49	5.15		3.99-5.00	326	4.72					
Clementines	3 lb bag	3.99-4.99	453	4.35		2.99-4.99	387	3.83		3.99-4.99	113	4.38	
Grapefruit Red	each	0.17-0.88	677	0.45		0.33-0.99	422	0.88		0.44-1.00	291	0.65	
Grapefruit Red	per pound	0.62-0.69	31	0.63		0.33	45	0.33					
Grapefruit Red	5 lb bag	2.99-3.88	36	3.51									
Grapes Black Seedless	per pound	2.50	30	2.50		2.49-2.50	399	2.50		2.49	80	2.49	
Grapes Red Seedless	per pound	1.99-2.99	439	2.65		0.99-2.99	1,050	2.24		1.99-3.99	354	3.36	
Grapes White Seedless Type	per pound	2.50-2.99	298	2.94		1.99-2.99	277	2.51		1.99-3.99	353	3.37	
Honeydews	each	2.99	25	2.99									
Honeydews	per pound	0.89	17	0.89		0.89	8	0.89					
Kiwifruit Hayward	each	0.25-0.50	488	0.36		0.17	7	0.17		0.50	3	0.50	
Lemons	each	0.10-0.50	183	0.37		0.20-0.33	143	0.26		0.25-0.33	18	0.28	
Lemons	per pound					0.25-0.50	58	0.44					
Limes	each	0.10	130	0.10		0.20	70	0.20					
Mangoes	each	0.77-1.00	343	0.98		0.88-1.50	790	1.14		1.50	202	1.50	
Misc Berries Blackberries	5.6 - 6 oz package	1.50-2.99	936	2.52		1.50-3.49	1,019	2.83		2.50-2.99	91	2.93	
Nectarines Various White Flesh Varieties	per pound					2.99	8	2.99					
Nectarines Various Yellow Flesh Varieties	per pound	1.50-3.99	618	2.37		1.29-2.99	485	2.50		2.00	1	2.00	
Oranges Navel	each	0.10-0.99	164	0.31		1.00	296	1.00					
Oranges Navel	per pound	0.20-1.29	570	0.98		0.17-1.28	1,382	0.84		0.48-1.50	529	0.93	
Oranges Navel	4 lb bag	1.98-3.49	220	2.82		1.99	64	1.99					
Oranges Navel	8 lb bag	2.99-4.99	442	4.90		3.99-5.99	132	5.75		4.98-4.99	135	4.98	
Peaches Various White Flesh Varieties	per pound					2.59	8	2.59					
Peaches Various Yellow Flesh Varieties	per pound	0.99-3.99	592	2.29		1.98-2.99	694	2.43		2.00	1	2.00	
Pears Bartlett	per pound					1.28-1.49	14	1.34					
Pears Bosc	per pound	1.00-1.49	62	1.40						1.49	3	1.49	
Pears D'Anjou	per pound	0.99-1.49	590	1.22		0.88-1.49	505	1.18		1.29-1.49	238	1.46	
Pineapples	each	1.50-3.49	236	2.45		2.00-3.00	273	2.73		1.98-3.49	125	2.84	
Pineapples	per pound					0.33-0.69	93	0.47		0.77	11	0.77	
Plums	per pound	0.39-2.99	236	2.13		1.99	64	1.99					

Wtd Avg - Simple weighted average



Commodity Variety	Unit	SOUTH CENTRAL U.S.				SOUTHWEST U.S.				NORTHWEST U.S.			
		Price Range	Stores with Ads	Wtd Avg Price	% Marked Local	Price Range	Stores with Ads	Wtd Avg Price	% Marked Local	Price Range	Stores with Ads	Wtd Avg Price	% Marked Local
Plums Interspecific Type	per pound	1.89	10	1.89									
Pomegranates	each					1.59	8	1.59					
Raspberries Red	6 oz package									2.99	80	2.99	
Strawberries	1 lb package	1.50-3.50	1,729	2.30		1.25-3.50	1,508	2.36		1.66-4.98	443	2.81	
Strawberries	2 lb package	2.99-4.99	143	4.77		3.69-5.00	377	4.59		4.88-5.00	123	4.99	
Tangerines	per pound	0.25	4	0.25		0.25-1.50	268	0.86		0.78-0.99	15	0.88	
Tangerines	3 lb bag	3.99	212	3.99		3.99	16	3.99					
Tangelos	per pound	0.99-1.00	144	1.00		0.59-1.49	205	1.22		0.68-1.50	400	0.99	
Watermelons Red Flesh Seedless Miniature	each	2.00-3.33	466	2.70		3.00	10	3.00					
FRUITS - ORGANIC													
Apples Braeburn	per pound	1.25	30	1.25		1.25	89	1.25					
Apples Fuji	per pound	1.25-1.77	242	1.70		1.25-1.99	130	1.38		1.48-1.79	319	1.73	
Apples Fuji	3 lb bag	2.99-3.98	146	3.06						2.99	1	2.99	
Apples Gala	per pound	1.88	10	1.88		1.98-1.99	91	1.99		1.79	8	1.79	100
Apples Gala	3 lb bag	4.79	15	4.79									
Apples Golden Delicious	per pound									1.69-1.79	298	1.75	
Apples Pink Lady/Cripps Pink	per pound					1.99	8	1.99					
Apples Pink Lady/Cripps Pink	3 lb bag	3.99	30	3.99		3.99	89	3.99					
Apples Red Delicious	per pound	0.99-1.69	48	1.25		0.99	89	0.99		1.69-1.79	298	1.75	
Avocados Hass	each	0.99	30	0.99		0.88-1.50	387	1.19		0.99-1.50	143	1.45	
Bananas	per pound									0.69	7	0.69	
Blueberries	6 oz package	2.50-3.00	189	2.92		2.50-2.99	179	2.75		2.99-3.99	52	3.11	
Blueberries	18 oz package									4.99-5.99	125	5.05	
Grapefruit Red	each									1.19	1	1.19	
Kiwifruit Hayward	each					0.50	18	0.50		0.98	21	0.98	
Lemons	each					0.69	8	0.69		0.68-0.79	27	0.70	
Mangoes	each	1.25	30	1.25		1.25-1.50	102	1.28		0.89-2.00	70	1.36	
Oranges Navel	per pound	0.99-1.49	55	1.44		0.99-1.59	276	1.05		0.99-1.59	41	1.41	
Oranges Navel	4 lb bag	3.98	11	3.98		2.99	276	2.99					
Oranges Valencia	4 lb bag	2.50-3.99	68	3.33		2.50	89	2.50					
Pears D'Anjou	per pound	1.50	30	1.50		1.29-1.50	93	1.49		1.49-1.99	124	1.51	5
Strawberries	1 lb					3.98-4.99	26	4.60		3.99-4.98	18	4.93	

Wtd Avg - Simple weighted average



Commodity Variety	Unit	SOUTH CENTRAL U.S.				SOUTHWEST U.S.				NORTHWEST U.S.			
		Price Range	Stores with Ads	Wtd Avg Price	% Marked Local	Price Range	Stores with Ads	Wtd Avg Price	% Marked Local	Price Range	Stores with Ads	Wtd Avg Price	% Marked Local
	package												
Tangerines	per pound					2.49	13	2.49					
Tangelos	per pound									0.99-1.49	127	1.02	
ONIONS AND POTATOES													
Onions, Dry White	per pound	0.67-1.49	140	1.05		0.50-1.50	63	0.61		1.49	3	1.49	
Onions, Dry Yellow	per pound	0.50-1.29	65	0.72		0.33-0.69	121	0.54		0.59-0.78	59	0.66	
Onions, Dry Yellow	2 lb bag	2.99	9	2.99									
Onions, Dry Yellow	3 lb bag	0.99-2.99	390	2.19		2.49	414	2.49		1.97	8	1.97	
Onions, Dry Yellow	5 lb bag					2.50	18	2.50		2.50	29	2.50	
Onions, Dry Yellow Marked Sweet	per pound	0.89-1.29	578	1.01						0.89-1.49	522	1.39	
Onions, Dry Yellow Marked Sweet	3 lb bag	2.99	8	2.99									
Potatoes Round Red	per pound	0.33-1.65	39	1.24		0.25-0.99	334	0.82		0.38	8	0.38	
Potatoes Round Red	3 lb bag	2.29-2.50	233	2.32									
Potatoes Round Red	5 lb bag	1.48-2.99	115	2.44		1.99-2.50	82	2.10		2.50	29	2.50	
Potatoes Round White	3 lb bag	2.99	65	2.99									
Potatoes Round White	5 lb bag					2.49	296	2.49					
Potatoes Russet	per pound	0.25-1.65	467	0.68		0.25-0.99	569	0.74		0.48	21	0.48	
Potatoes Russet	3 lb bag	1.50-1.99	15	1.66									
Potatoes Russet	5 lb bag	0.98-2.99	946	1.92		0.99-1.99	515	1.59		0.77-1.99	100	1.37	
Potatoes Russet	10 lb bag	0.99-3.49	519	2.65		0.99-2.89	192	1.36		1.49-1.88	45	1.76	
Potatoes Russet	8 lb bag	1.98-2.99	50	2.11									
Potatoes Yellow Type	per pound					0.25-0.99	48	0.55		0.79	6	0.79	100
Potatoes Yellow Type	3 lb bag	2.99	53	2.99									
Potatoes Yellow Type	5 lb bag	1.88-2.99	58	2.13		2.50	18	2.50		2.50	29	2.50	
ONIONS AND POTATOES - ORGANIC													
Onions, Dry Yellow	3 lb bag					1.99	8	1.99					
Potatoes Russet	3 lb bag	2.49	53	2.49						1.99	298	1.99	
Potatoes Russet	5 lb bag									2.98-2.99	22	2.98	
Potatoes Russet	10 lb bag									1.39	34	1.39	
VEGETABLES													



Commodity Variety	Unit	SOUTH CENTRAL U.S.				SOUTHWEST U.S.				NORTHWEST U.S.			
		Price Range	Stores with Ads	Wtd Avg Price	% Marked Local	Price Range	Stores with Ads	Wtd Avg Price	% Marked Local	Price Range	Stores with Ads	Wtd Avg Price	% Marked Local
Artichokes	each	1.99	202	1.99		1.00-2.50	187	2.44					
Asparagus Green	per pound	0.99-2.50	694	2.19		1.48-2.50	595	2.13		1.59-2.99	51	2.36	
Beans Round Green Type	per pound	0.79-1.25	355	1.14		0.99-2.49	415	1.80		1.00-1.48	9	1.43	
Broccoli	per pound	0.89-1.49	203	1.26		0.69-1.49	738	1.20		0.77-1.00	40	0.93	
Broccoli	per bunch	0.79-2.50	174	1.94		0.99	4	0.99		1.49	202	1.49	
Broccoli Crown Cut	per pound	0.88-1.99	697	1.27		0.69-1.99	144	1.06		0.77-1.00	123	0.93	
Brussels Sprouts	per pound									1.99	7	1.99	
Cabbage Round Green Type	per pound	0.22-0.59	691	0.45		0.19-0.50	101	0.37		0.49-0.68	76	0.64	
Carrots	per pound	0.33-0.69	155	0.39		0.25-0.49	99	0.32					
Carrots	1 lb bag	0.50-0.69	96	0.52						0.79	500	0.79	
Carrots	2 lb bag	1.69	21	1.69		1.99	118	1.99		0.97-1.29	86	1.19	
Carrots Baby Peeled	1 lb bag	0.79-1.50	1,162	1.21		0.99-1.50	784	1.07		0.98-1.50	112	1.44	
Carrots Baby Peeled	2 lb bag	2.00-2.69	35	2.45		1.99-2.00	30	1.99		1.77-2.50	66	2.14	
Cauliflower	each	1.99	8	1.99		1.99	4	1.99					
Cauliflower	per pound	0.88-1.99	293	1.40		0.50-1.49	920	1.12		0.77-1.29	134	1.05	
Celery	each	0.89-1.25	95	1.22									
Cilantro	per bunch	0.25-0.79	263	0.37		0.19-0.33	79	0.26					
Corn-Sweet	each	0.50	14	0.50						0.59	5	0.59	
Cucumbers	each	0.17-0.99	340	0.74		0.10-1.00	1,097	0.72		0.45-0.99	493	0.68	
Cucumbers Long Seedless-Greenhouse	each	0.99-1.49	406	1.06		0.79-1.50	161	1.34		0.98-1.50	92	1.43	
Eggplant	per pound					0.50	6	0.50					
Eggplant	each	0.59-0.88	40	0.81		0.50-1.49	335	1.17		1.50	80	1.50	
Greens Collard	per bunch	0.68-1.00	145	0.98									
Greens Collard	per pound									1.00	1	1.00	
Greens Kale	per bunch	0.68-1.00	145	0.98						2.00	11	2.00	
Greens Kale	per pound									1.00	1	1.00	
Greens Mustard	per bunch	0.68-1.00	145	0.98									
Greens Mustard	per pound									1.00	1	1.00	
Lettuce, Iceberg	each	0.69-0.99	95	0.96		0.50-1.50	104	0.81		1.29-1.48	37	1.33	
Lettuce, Other Green Leaf	each	0.88-1.49	45	1.08		0.88-1.59	97	0.94					
Lettuce, Other Red Leaf	each	0.88-1.49	45	1.08		0.88-1.59	97	0.94					
Lettuce, Romaine	each									1.50	35	1.50	
Lettuce, Romaine	3 count	2.50	23	2.50						2.49-3.00	23	2.65	

Wtd Avg - Simple weighted average



Commodity Variety	Unit	SOUTH CENTRAL U.S.				SOUTHWEST U.S.				NORTHWEST U.S.			
		Price Range	Stores with Ads	Wtd Avg Price	% Marked Local	Price Range	Stores with Ads	Wtd Avg Price	% Marked Local	Price Range	Stores with Ads	Wtd Avg Price	% Marked Local
Hearts	package												
Mushrooms Portobella	8 oz package	2.50-3.00	111	2.82									
Mushrooms White	8 oz package	0.79-2.98	653	1.64		1.29-2.50	641	1.93		1.50-1.99	423	1.76	
Mushrooms White	per pound									2.99	9	2.99	
Onions Green	per bunch	0.50-0.69	31	0.55		0.50	25	0.50					
Peppers, Bell Type Green	per pound	0.79	135	0.79		0.50-0.99	60	0.58					
Peppers, Bell Type Green	each	0.25-1.00	229	0.48		0.25-1.00	731	0.70		0.50-0.69	361	0.61	
Peppers, Bell Type Red	per pound					0.59	6	0.59					
Peppers, Bell Type Red	each	0.33-1.50	1,029	1.11		0.33-1.00	876	0.81		1.00-1.50	107	1.42	
Peppers, Bell Type Red-Greenhouse	each	0.77-1.25	59	1.07						1.25	30	1.25	
Peppers, Other Jalapeno	per pound	0.33-1.50	160	0.80		0.49-0.77	219	0.56					
Radishes	per bunch	0.59-1.00	34	0.77		0.25-0.50	53	0.31					
Radishes	1 lb bag	1.25	50	1.25						1.25	3	1.25	
Salad Mixed Types	1 lb bag					0.99-2.99	15	2.06					
Salad Mixed Types	10 - 12 oz package	0.99-2.50	195	1.50		0.99-2.99	193	1.60		1.50-3.00	313	1.57	
Salad Mixed Types	5 - 9 oz package	2.09-2.50	134	2.48		1.50-2.78	327	2.21		1.50-3.00	313	1.57	
Spinach Flat, Baby Type	9 oz package	1.69-2.50	327	2.30		1.49-1.69	181	1.56		1.58-1.68	26	1.61	
Spinach Flat, Baby Type	per bunch					0.69-0.79	17	0.73					
Squash Acorn	per pound									0.78	16	0.78	
Squash Yellow Crookneck/Straightneck	per pound					1.49-1.89	230	1.50					
Squash Zucchini	per pound	0.79-0.89	18	0.82		0.98-1.89	268	1.46					
Sweet Potatoes	per pound	0.33-1.00	392	0.90		0.33-0.99	352	0.80		0.99	3	0.99	
Tomatoes	per pound	0.33-1.99	226	1.06		0.25-0.88	164	0.64		0.49-1.69	67	0.92	
Tomatoes Vine Ripe - Heirloom Varieties	per pound									2.99	15	2.99	
Tomatoes Vine Ripes	per pound	0.59-1.98	366	1.26		0.25-1.99	400	1.61					
Tomatoes Vine Ripes-Greenhouse	per pound	0.98-1.99	295	1.53		0.99	237	0.99		0.99-1.49	132	1.46	
Tomatoes Vine Ripes, On The Vine-Greenhouse	per pound	1.25-2.50	313	1.61		0.99-1.99	180	1.63		1.49-1.99	362	1.68	
Tomatoes, Grape Type	1 pint package	1.00-1.49	14	1.28		2.50	8	2.50		0.99-1.99	41	1.84	
Tomatoes, Grape Type	10 oz package	1.00-1.99	154	1.52									
Tomatoes, Plum Type Roma	per pound	0.25-1.15	551	0.80		0.25-1.49	1,061	0.93		1.29-1.49	218	1.48	

Wtd Avg - Simple weighted average



Commodity Variety	Unit	SOUTH CENTRAL U.S.				SOUTHWEST U.S.				NORTHWEST U.S.			
		Price Range	Stores with Ads	Wtd Avg Price	% Marked Local	Price Range	Stores with Ads	Wtd Avg Price	% Marked Local	Price Range	Stores with Ads	Wtd Avg Price	% Marked Local
VEGETABLES - ORGANIC													
Artichokes	each					3.00	10	3.00					
Broccoli	per pound									1.00-1.99	30	1.42	
Broccoli	per bunch					1.99	8	1.99					
Broccoli Baby Hybrid Type	per bunch					2.50	8	2.50					
Cabbage Round Green Type	per pound									0.79	1	0.79	
Carrots	per pound									0.99	1	0.99	
Carrots	per bunch					0.99-1.99	30	1.48		1.50-2.49	61	1.74	
Carrots Baby Peeled	1 lb bag	1.50	258	1.50		1.50	208	1.50		1.00-1.99	364	1.73	
Cauliflower	per pound									1.69	1	1.69	
Celery	per pound									1.49	12	1.49	
Cucumbers	each	1.50	30	1.50		1.50	89	1.50					
Greens Kale	per bunch	2.00	24	2.00		2.00	90	2.00		2.50	43	2.50	
Lettuce, Other Green Leaf	each	1.50	30	1.50		1.50-1.59	97	1.51		1.98	21	1.98	
Lettuce, Other Red Leaf	each	1.50	30	1.50		1.50-1.59	97	1.51		1.98	21	1.98	
Lettuce, Romaine	each					1.59	8	1.59					
Lettuce, Romaine	3 count package	3.00	6	3.00									
Lettuce, Romaine Hearts	3 count package	2.50	30	2.50		2.50-3.99	401	3.62		3.00	11	3.00	
Peppers, Bell Type Green	per pound									2.49	1	2.49	
Peppers, Bell Type Red	per pound					3.49	8	3.49		2.99	1	2.99	
Peppers, Bell Type Red	each	0.99	12	0.99						2.99	80	2.99	
Peppers, Bell Type Red-Greenhouse	each					1.50	237	1.50					
Salad Mixed Types	1 lb bag	3.99	30	3.99		3.99-4.99	159	4.43					
Salad Mixed Types	5 - 9 oz package	2.99	212	2.99		2.49-2.50	28	2.50		2.50-3.00	298	2.81	
Sweet Potatoes	per pound	1.49	38	1.49		1.19-1.50	97	1.47		1.29	8	1.29	
Tomatoes Vine Ripe - Heirloom Varieties	per pound					3.99	8	3.99		2.99	57	2.99	
Tomatoes Vine Ripes	per pound					1.49	8	1.49					
Tomatoes Vine Ripes- Greenhouse	per pound									2.48	21	2.48	
Tomatoes, Grape Type	10 oz package									2.99	22	2.99	
Tomatoes, Plum Type Roma	per pound	0.99	12	0.99		1.49	26	1.49		1.29-1.49	46	1.42	
SEASONAL ITEMS													

Wtd Avg - Simple weighted average



Commodity Variety	Unit	SOUTH CENTRAL U.S.				SOUTHWEST U.S.				NORTHWEST U.S.			
		Price Range	Stores with Ads	Wtd Avg Price	% Marked Local	Price Range	Stores with Ads	Wtd Avg Price	% Marked Local	Price Range	Stores with Ads	Wtd Avg Price	% Marked Local
Potted Plants Chrysanthemum	6 inch pot					5.99	15	5.99					
Rose, Hybrid Tea	bunched 12s					6.99- 12.99	366	8.14					
Tulips	bunched 10s	4.00	24	4.00		5.99-7.99	649	6.71		6.99	298	6.99	
Tulips	bunched 5s	2.00-3.33	353	3.31		3.34-4.00	209	3.62		3.33-3.99	40	3.97	

REGIONAL DEFINITIONS

As used in this report, regions include the following states:

- NORTHEAST U.S. Connecticut, Delaware, Massachusetts, Maryland, Maine, New Hampshire, New jersey, New York, Pennsylvania, Rhode Island and Vermont
- SOUTHEAST U.S. Alabama, Florida, Georgia, Mississippi, North Carolina, South Carolina, Tennessee, Virginia and West Virginia
- MIDWEST U.S. Iowa, Illinois, Indiana, Kentucky, Michigan, Minnesota, North Dakota, Nebraska, Ohio, South Dakota and Wisconsin
- SOUTH CENTRAL U.S. Arkansas, Colorado, Kansas, Louisiana, Missouri, New Mexico, Oklahoma, and Texas
- SOUTHWEST U.S. Arizona, California, Nevada and Utah
- NORTHWEST U.S. Idaho, Montana, Oregon, Washington, and Wyoming