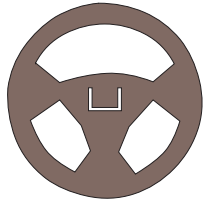




**ACCIDENT
MENU**



**VEHICLE
MENU**



**DRIVER
MENU**



**PERSON
MENU**

ELECTRONIC

201

FARS

**CODING AND
VALIDATION**

MANUAL

**U.S. Department
Of Transportation**



**National Highway Traffic
Safety Administration**

ACCIDENT LEVEL

VEHICLE LEVEL

DRIVER LEVEL

PERSON LEVEL

APPENDIX LEVEL

2001 MANUAL CHANGES

Below is a list of FARS elements that have substantial changes for 2001. These changes, as well as others, are highlighted within the manual by *bold/italic* type and are marked in the margin with a pointing hand graphic.



ELEMENT #	ELEMENT NAME	NEW/ REVISED VALUES	NEW/ REVISED REMARKS	COMMENTS
A17	First Harmful Event		X	Expanded remarks for many codes
A21	Trafficway Flow	X	X	Added code " <i>5 - Divided Highway, Median Strip (Two-way Continuous Left-turn Lane).</i> "
A34	School Bus Related		X	Vehicles "functioning" as a school bus.
V7/V8	Make/Model Body Type Table	X		New 2001 vehicles included
V9	Body Type	X		Added new code " <i>67 - Medium/Heavy Pickup.</i> "
V13	Special Use		X	Remarks concerning code "2 - Vehicle Used as School Bus."
V20	Relation to Roadway	X	X	Added code " <i>11 - Two-way, Continuous Left Turn Lane.</i> "
V25	Motor Carrier Identification Number		X	Remarks concerning commercial vehicles
V26	Vehicle Configuration	X		Added new codes; now 2-numeric values
V29	Gross Vehicle Weight Rating		X	New chart comparing PCVina codes with GVWR FARS codes.
V30	Cargo Body Type	X	X	Added new codes
V33	Most Harmful Event		X	Expanded remarks for many codes
V34	Related Factors-Vehicle Level	X		Changed code "5" to read: "Power Train/ <i>Engine.</i> "
V34	Related Factors-Vehicle Level	X	X	Added code " <i>38 - Vehicle Went Airborne During Accident.</i> "
D22	Related Factors-Driver Level	X	X	Added code " <i>88 - Trailer Fishtailing or Swaying.</i> "

ELEMENT #	ELEMENT NAME	NEW/ REVISED VALUES	NEW/ REVISED REMARKS	COMMENTS
D22	Related Factors-Driver Level	X	X	Changed code “91” to read: “Non-Traffic Violation Charged – manslaughter, <i>homicide or other assault offense</i> committed without malice.”
P18	Alcohol Test Type/Result	X		Changed code “9” to read: “Unknown/ <i>Not Reported</i> ”
P23	Taken to Hospital/ Treatment Facility	X	X	Moved codes 7 & 8 to new element “ <i>Died at Scene/En Route</i> ” (see below).
<i>P24</i>	<i>Died at Scene/En Route</i>	<i>X</i>	<i>X</i>	<i>New Element</i>
P27	Related Factors-Person Level	X	X	Added code “32 – <i>Opening Vehicle Closure into Moving Traffic While Vehicle is in Motion.</i> ”
SP3	Race/Hispanic Origin	X		Changed Hispanic Origin code “06” to read: “ <i>Hispanic, Origin Not Specified or Other Origin.</i> ”
SP3	Race/Hispanic Origin	X		Changed Race code “00” and Hispanic Origin code “00” to both read: “ <i>Not a Fatality (not applicable).</i> ”

If you have any questions concerning this Coding Manual, please contact NISR, Inc. at: 301-533-0750; or by e-mail at: kdhackman@mindspring.com or slhackman@mindspring.com

TABLE OF CONTENTS

ALL LEVELS

LIST OF ELEMENTS AND LOCATION CODES	1
100. SUBMISSION INSTRUCTIONS	5
200. FORM CODING INSTRUCTIONS	11
300. DATA ELEMENT CODING INSTRUCTIONS	15
CASE NUMBER – STATE NUMBER	17
CONSECUTIVE NUMBER	19

ACCIDENT LEVEL:

NUMBER OF NON-MOTORIST FORMS SUBMITTED	21
NUMBER OF VEHICLE FORMS SUBMITTED	23
NUMBER OF PERSON FORMS SUBMITTED	25
COUNTY/CITY	27
ACCIDENT DATE	29
ACCIDENT TIME	33
NATIONAL HIGHWAY SYSTEM	35
ROADWAY FUNCTION CLASS	37
ROUTE SIGNING	41
TRAFFICWAY IDENTIFIER	45
MILEPOINT	49
GLOBAL POSITION	51
SPECIAL JURISDICTION	55
FIRST HARMUL EVENT	57
MANNER OF COLLISION	69
RELATION TO JUNCTION	71
RELATION TO ROADWAY	77
TRAFFICWAY FLOW	83
NUMBER OF TRAVEL LANES	85
SPEED LIMIT	87
ROADWAY ALIGNMENT	91
ROADWAY PROFILE	93
ROADWAY SURFACE TYPE	95
ROADWAY SURFACE CONDITION	97
CONSTRUCTION/MAINTENANCE ZONE	99
TRAFFIC CONTROL DEVICE	101
TRAFFIC CONTROL DEVICE FUNCTIONING	105
LIGHT CONDITION	107
ATMOSPHERIC CONDITION	109
HIT-AND-RUN.....	111
SCHOOL BUS RELATED	113
RAIL GRADE CROSSING IDENTIFIER	115

ACCIDENT LEVEL (Cont.):

NOTIFICATION TIME EMS	117
ARRIVAL TIME EMS	121
EMS TIME AT HOSPITAL	125
RELATED FACTORS – ACCIDENT LEVEL	129
ADDITIONAL STATE INFORMATION	137

VEHICLE LEVEL:

VEHICLE NUMBER – VEHICLE LEVEL	139
NUMBER OF OCCUPANTS	141
REGISTRATION STATE	145
REGISTERED VEHICLE OWNER	149
VEHICLE MAKE, VEHICLE MODEL	153
ALPHABETICAL LISTING OF MAKES	155
BODY TYPE	231
VEHICLE MODEL YEAR	235
VEHICLE IDENTIFICATION NUMBER	237
BUS USE	253
SPECIAL USE	257
EMERGENCY USE	261
TRAVEL SPEED	263
VEHICLE MANEUVER	265
CRASH AVOIDANCE MANEUVER	267
ROLLOVER	269
FIRE OCCURRENCE	271
IMPACT POINT – INITIAL/PRINCIPAL	273
VEHICLE ROLE	279
UNDERRIDE/OVERRIDE	283
EXTENT OF DEFORMATION	287
MANNER OF LEAVING SCENE	289
MOTOR CARRIER IDENTIFICATION NUMBER	291
VEHICLE CONFIGURATION	295
VEHICLE TRAILING	303
NUMBER OF AXLES	307
GROSS VEHICLE WEIGHT RATING	309
CARGO BODY TYPE	313
HAZARDOUS CARGO	319
JACKKNIFE	323
MOST HARMFUL EVENT	325
RELATED FACTORS – VEHICLE LEVEL	335

DRIVER LEVEL:

VEHICLE NUMBER – DRIVER LEVEL	343
DRIVER PRESENCE	345
LICENCE STATE	349
DRIVER ZIP CODE	351
NON-CDL LICENSE STATUS	353
COMMERCIAL MOTOR VEHICLE LICENSE STATUS	359
COMPLIANCE WITH LICENCE ENDORSEMENTS	365
DRIVER LICENSE TYPE COMPLIANCE	369
COMPLIANCE WITH LICENSE RESTRICTIONS	373
DRIVER HEIGHT	375
DRIVER WEIGHT	377
DRIVER LEVEL COUNTERS	379
DATE OF FIRST AND LAST ACCIDENT,SUSPENSION, CONVICTION	385
VIOLATIONS CHARGED	389
RELATED FACTORS – DRIVER LEVEL	395

PERSON LEVEL:

VEHICLE NUMBER – PERSON LEVEL	415
PERSON NUMBER	417
NON-MOTORIST STRIKING VEHICLE NUMBER	419
AGE	421
SEX	423
PERSON TYPE	425
SEATING POSITION	435
RESTRAINT SYSTEM USE	439
AIR BAG AVAILABILITY/DEPLOYMENT	443
EJECTION	447
EJECTION PATH	449
EXTRICATION	451
NON-MOTORIST LOCATION	453
POLICE REPORTED ALCOHOL INVOLVEMENT	457
METHOD OF ALCOHOL DETERMINATION BY POLICE	459
ALCOHOL TEST TYPE/RESULT	463
POLICE – REPORTED OTHER DRUG INVOLVEMENT	467
METHOD OF OTHER DRUG DETERMINATION BY POLICE	469
DRUG TEST TYPE	471
DRUG TEST RESULTS	475
INJURY SEVERITY	483
TAKEN TO HOSPITAL OR TREATMENT FACILITY	487
<i>DIED AT SCENE/EN ROUTE</i>	489
DEATH DATE	491
DEATH TIME	495

PERSON LEVEL (Cont.)

RELATED FACTORS – PERSON LEVEL	497
DEATH CERTIFICATE NUMBER	513
FATAL INJURY AT WORK	517
RACE/HISPANIC ORIGIN	521

APPENDIX:

APPENDIX – 2001 CONSISTENCY CHECKS	539
--	-----

LIST OF ELEMENTS AND LOCATION CODES

ALL LEVELS

Case Number – State Number	A1	Consecutive Number	A2
	V1		V2
	D1		D2
	P1		P2

ACCIDENT LEVEL

Number of Non-Motorist Forms Submitted	A3	Number of Travel Lanes	A22
Number of Vehicle Forms Submitted	A4	Speed Limit	A23
Number of Person Forms Submitted	A5	Roadway Alignment	A24
County	A6	Roadway Profile	A25
City	A7	Roadway Surface Type	A26
Accident Date	A8	Roadway Surface Condition	A27
Accident Time	A9	Construction/Maintenance Zone	A28
National Highway System	A10	Traffic Control Device	A29
Roadway Function Class	A11	Traffic Control Device Functioning	A30
Route Signing	A12	Light Condition	A31
Trafficway Identifier	A13	Atmospheric Conditions	A32
Milepoint	A14	Hit and Run	A33
Global Position	A15	School Bus Related	A34
Special Jurisdiction	A16	Rail Grade Crossing Identifier	A35
First Harmful Event	A17	Notification Time EMS	A36
Manner of Collision	A18	Arrival Time EMS	A37
Relation to Junction	A19	EMS Time at Hospital	A38
Relation to Roadway	A20	Related Factors - Accident Level	A39
Trafficway Flow	A21	Additional State Information	

VEHICLE LEVEL

Vehicle Number	V3	Fire Occurrence	V19
Number of Occupants	V4	Impact Point –Initial/Principal	V20
Registration State	V5	Vehicle Role	V21
Registered Vehicle Owner	V6	Underride/Override	V22
Vehicle Make	V7	Extent of Deformation	V23
Vehicle Model	V8	Manner of Leaving Scene	V24
Body Type	V9	Motor Carrier Identification Number	V25
Model Year	V10	Vehicle Configuration	V26
Vehicle Identification Number	V11	Vehicle Trailing	V27
Bus Use	V12	Number of Axles	V28
Special Use	V13	Gross Vehicle Weight Rating	V29
Emergency Use	V14	Cargo Body Type	V30
Travel Speed	V15	Hazardous Cargo	V31
Vehicle Maneuver	V16	Jackknife	V32
Crash Avoidance Maneuver	V17	Most Harmful Event	V33
Rollover	V18	Related Factors - Vehicle Level	V34

DRIVER LEVEL

Vehicle Number	D3	Driver Weight	D13
Driver Presence	D4	Previous Recorded Accidents	D14
License State	D5	Previous Recorded Suspensions and Revocations	D15
Driver Zip Code	D6	Previous DWI Convictions	D16
Non-CDL License Status	D7	Previous Speeding Convictions	D17
Commercial Motor Vehicle License Status	D8	Previous Other Harmful MV Convictions	D18
Compliance with License Endorsements	D9	Date of FIRST Accident, Suspension or Conviction	D19
Driver License Type Compliance	D10	Date of LAST Accident, Suspension or Conviction	D20
Compliance with License Restrictions	D11	Violations Charged	D21
Driver Height	D12	Related Factors - Driver Level	D22

PERSON LEVEL

Vehicle Number	P3	Method of Alcohol Determination by	P17
Person Number	P4	Police	
Non-Motorist Striking Vehicle Number	P5	Alcohol Test Type/Alcohol Test Results	P18
Age	P6	Police Reported Other Drug	P19
Sex	P7	Involvement	
Person Type	P8	Method of Other Drug Determination	P20
Seating Position	P9	– By Police	
Restraint System Use	P10	Drug Test Type/Drug Test Results	P21
Air Bag Availability/ Deployment	P11	Injury Severity	P22
		Taken To Hospital or Treatment	P23
Ejection	P12	Facility	
Ejection Path	P13	<i>Died at Scene/En Route</i>	<i>P24</i>
Extrication	P14	Death Date	<i>P25</i>
Non-Motorist Location	P15	Death Time	<i>P26</i>
Police Reported Alcohol Involvement	P16	Related Factors - Person Level	<i>P27</i>
		Death Certificate Number	SP1
		Fatal Injury At Work	SP2
		Race/Hispanic Origin	SP3



100. SUBMISSION INSTRUCTIONS

101. HOW TO SUBMIT

Each case must have at least one person level form with INJURY SEVERITY coded as "4."

2000 Data

Enter data directly from coded FARS forms, using procedures described in the FARS MICROCOMPUTER DATA ENTRY MANUAL.

2001 Data

Enter data directly from coded FARS forms (Exhibit 100-A), using procedures described in the FARS Microcomputer Data Entry Manual (MDE Manual).

102. WHEN TO SUBMIT

Make submissions at anytime during the week via the Microcomputer.

103. DATA SOURCES

1. Use the ANSI D16.1-1996 Manual on Classification of Motor Vehicle Traffic Accident (Sixth Edition) for definitions in coding the FARS forms.
2. Obtain information from death certificates for persons who die as a result of injuries sustained in a motor vehicle accident.
3. Use the State Driver Licensing Files, Vehicle Registration Files, Highway Department Files, Accident Reports, and Vital Statistics Reports.
4. See the FARS MDE manual for instructions on obtaining data and responding to requests for data on vehicles and drivers not registered or licensed in your state.
5. The message system should be used to obtain data on involved Out-of-State drivers and vehicles.

100-A EXHIBIT FARS CODING FORMS (ACCIDENT LEVEL)

CODED BY: _____ INPUT BY: _____
 DATE CODED: _____ DATE INPUT: _____
 STATE CASE NO.: _____

2001 Fatality Analysis Reporting System

ACCIDENT LEVEL



U.S. Department of Transportation
 National Highway Traffic Safety
 Administration

CASE NUMBER STATE (GSA CODES) (A1)	CONSECUTIVE NUMBER (A2)	** Number of Non-Motorist Forms Submitted (A3)	** Number of Vehicle Forms Submitted (A4)	** Number of Person Forms Submitted (A5)
COUNTY (A6)	CITY (A7)	** DATE (A8) Month, Day and Year	2 0 0 1	** TIME (A9) Military Time 9999-Unknown
NATIONAL HIGHWAY SYSTEM (A10) <i>(See Instruction Manual)</i>		SPEED LIMIT (A23) Actual Miles Per Hour Except:		
ROADWAY FUNCTION CLASS (A11)		00-No Statutory Limit 99-Unknown		
RURAL 01-Principal Arterial - Interstate 02-Principal Arterial - Other 03-Minor Arterial 04-Major Collector 05-Minor Collector 06-Local Road or Street 09-Unknown Rural		ROADWAY ALIGNMENT (A24) 1-Straight 2-Curve 9-Unknown		
URBAN 11-Principal Arterial - Interstate 12-Principal Arterial - Other 13-Other Principal Arterial 14-Minor Arterial 15-Collector 16-Local Road or Street 19-Unknown Urban		ROADWAY PROFILE (A25)		
ROUTE SIGNING (A12)		1-Level 3-Hillcrest 9-Unknown 2-Grade 4-Sag		
1-Interstate 2-U.S. Highway 3-State Highway 4-County Road		ROAD SURFACE TYPE (A26)		
LOCAL STREET 8-Other 9-Unknown		1-Concrete 4-Slag, Gravel or Stone 9-Unknown 2-Blacktop (Bituminous) 5-Dirt 3-Brick or Block 8-Other		
TRAFFICWAY IDENTIFIER (A13) Actual Posted Number, Assigned Number, or Common Name (If No Posted or Assigned Number) Except: Nine Fill if Unknown		ROAD SURFACE CONDITIONS (A27)		
		1-Dry 4-Ice 8-Other 9-Unknown 2-Wet 5-Sand, Dirt, Oil 3-Snow or Slush		
MILEPOINT (A14) Actual to Nearest, 1 Mile (Assumed Decimal) Except: 00000-None 99999-Unknown		CONSTRUCTION/MAINTENANCE ZONE (A28)		
		0-None 2-Maintenance 4-Work Zone, Type Unknown 1-Construction 3-Utility		
GLOBAL POSITION (A15)		TRAFFIC CONTROL DEVICE/FUNCTIONING (A29/A30)		
LATITUDE (See Instruction Manual) LONGITUDE (See Instruction Manual)		DEVICE: (See Instruction Manual)		
		FUNCTIONING: 3-Device Functioning Properly 0-No Controls 1-Device Not Functioning 9-Unknown 2-Device Functioning - Functioning Improperly		
SPECIAL JURISDICTION (A16) <i>(See Instruction Manual)</i>		LIGHT CONDITION (A31)		
		1-Daylight 3-Dark but Lighted 5-Dusk 9-Unknown 2-Dark 4-Dawn		
** FIRST HARMFUL EVENT (A17) <i>(See Instruction Manual)</i>		ATMOSPHERIC CONDITIONS (A32)		
		1-No Adverse Atmospheric Conditions 4-Snow 8-Other; Smog, Smoke, Blowing Sand or Dust 9-Unknown 2-Rain 5-Fog 6-Rain and Fog 3-Sleet/Hail 7-Sleet and Fog		
MANNER OF COLLISION (A18)		HIT AND RUN (A33)		
0-Not Collision with Motor Vehicle in Transport 4-Angle 1-Rear-End 5-Sideswipe, Same Direction 2-Head On 6-Sideswipe, Opposite Direction 3-Rear-to-Rear 9-Unknown		0-No Hit and Run 2-Hit Pedestrian, Non-Motorist, or Occupant 1-Hit Motor Vehicle in Transport 3-Hit Parked Vehicle or Object		
RELATION TO JUNCTION (A19)		SCHOOL BUS RELATED (A34)		
NON-INTERCHANGE INTERCHANGE AREA 01-Non-Junction 10-Intersection 02-Intersection 11-Intersection Related 03-Intersection Related 12-Driveway Access 04-Driveway, Alley Access, etc. 13-Entrance/Exit Ramp Related 05-Entrance/Exit Ramp Related 14-Crossover-Related 06-Rail Grade Crossing 15-Other Location in Interchange 07-Crossover-Related 19-Unknown, Interchange Area 09-Unknown - Non-Interchange 99-Unknown		0-No 1-Yes		
RELATION TO ROADWAY (A20)		RAIL GRADE CROSSING IDENTIFIER (A35) <i>(See Instruction Manual)</i>		
01-On Roadway 06-Off Roadway - Location Unknown 02-Shoulder 07-In Parking Lane 03-Median 08-Gore 04-Roadside 10-Separator 05-Outside Right-of-Way 11-Two-way Continuous Left-Turn Lane 99-Unknown				
TRAFFICWAY FLOW (A21)		NOTIFICATION TIME EMS (A36)		
1-Not Physically Divided (Two-Way Trafficway) 4-One-Way Trafficway 2-Divided Highway, Median Strip (Without Traffic Barrier) 9-Unknown 3-Divided Highway, Median Strip (With Traffic Barrier) 5-Divided Highway, Median Strip (With Two-Way, Continuous Left-Turn Lane)		Military Time Except: 0000-Not Notified 9998-Unknown if Notified 9999-Unknown 9997-Cancelled		
NUMBER OF TRAVEL LANES (A22)		ARRIVAL TIME EMS (A37)		
Actual Value Except: 7-Seven or More Lanes 9-Unknown		Military Time Except: 0000-Not Transported 9998-Unknown if Transported 9997-Cancelled 9999-Unknown		
		EMS TIME AT HOSPITAL (A38)		
		Military Time Except: 0000-Not Transported 9998-Unknown if Transported 9997-Cancelled 9999-Unknown		
		RELATED FACTORS (A39) <i>(See Instruction Manual)</i> "Related Factors-ACCIDENT LEVEL"		
		ADDITIONAL STATE INFORMATION (See Instruction Manual)		

100-A EXHIBIT FARS CODING FORMS (VEHICLE LEVEL)

CODED BY: _____ INPUT BY: _____
 DATE CODED: _____ DATE INPUT: _____
 STATE CASE NO.: _____

2001 Fatality Analysis Reporting System VEHICLE LEVEL



CASE NUMBER STATE (V1) (GSA CODES)	CONSECUTIVE NUMBER (V2)	** VEHICLE NUMBER (V3) (Assigned by Analyst)	** NUMBER OF OCCUPANTS (V4) Actual Value If Total Known Except: 96-98 or More 99-Unknown 97-Unknown-Only Injured Reported
REGISTRATION STATE (V5) GSA CODES Except: 00-Not Applicable 92-No Registration 93-Multiple State Registration 95-U.S. Government Tags 96-Military Vehicle 97-Foreign Countries 98-Other Registration 99-Unknown		IMPACT POINT - INITIAL/PRINCIPAL (V20) 00-Non-Collision 01-12-Clock Points 13-Top 14-Undercarriage 99-Unknown Initial Principal	
REGISTERED VEHICLE OWNER (V6) 0-Not Applicable, Vehicle Not Registered 1-Driver (this crash) Registered Owner 2-Driver (this crash) Not Registered Owner (Other Private Owner Listed) 3-Vehicle Registered as Business/Company/Government Vehicle 4-Vehicle Registered as Rental Vehicle 5-Vehicle Stolen (Reported by Police) 6-Driverless Vehicle 9-Unknown		VEHICLE ROLE (V21) 0-Non-Collision 1-Striking 2-Struck 3-Both 9-Unknown	
MODEL YEAR (V7) Actual Value Except: 9999-Unknown		UNDERRIDE/OVERRIDE (V22) 0-No Underride or Override WITH MOTOR VEHICLE IN TRANSPORT 1-Underride (Compartment Intrusion) 2-Underride (No Compartment Intrusion) 3-Underride (Compartment Intrusion Unkn.) WITH OTHER VEHICLE 4-Underride (Compartment Intrusion) 5-Underride (No Compartment Intrusion) 6-Underride (Compartment Intrusion Unkn.) 7-Override, Motor Vehicle in Transport 8-Override, Other Vehicle 9-Unknown if Underride or Override	
VEHICLE MAKE (V8) (See Instruction Manual)		EXTENT OF DEFORMATION (V23) 0-None 2-Other (Minor) 4-Functional (Moderate) 6-Disabling (Severe) 9-Unknown	
VEHICLE MODEL (V9) (See Instruction Manual)		MANNER OF LEAVING SCENE (V24) 1-Driven 2-Towed Away 3-Abandoned / Left at Scene 9-Unknown	
BODY TYPE (V10) (See Instruction Manual)		MOTOR CARRIER IDENTIFICATION NUMBER (V25) (See Instruction Manual) Issuing Authority Identification Number	
VEHICLE IDENTIFICATION Number (V11) Actual Value Except: 0-Fill if No VIN 9-Fill if Unknown		VEHICLE CONFIGURATION (V26) 00-Not Applicable, Not a Med/Heavy Truck, Bus or Vehicle Displaying Hazardous Material Placard 01-Single Unit Truck (Two Axles, 6 Tires) 02-Single Unit Truck (Three or More Axles) 03-Single Unit Truck (Unkn. No. of Axles, Tires) 04-Truck/Trailer(s) 05-Truck Tractor (Bobtail) 06-Tractor/Semi-Trailer (one trailer) 07-Tractor/Doubles (two trailers) 08-Tractor/Triples (three trailers) 19-Med/Heavy Truck, cannot classify 20-Bus (seats 9-15 people, including driver) 21-Bus (seats more than 15 people, including driver) 70-Light Truck (van, mini van, panel, pickup, sport utility displaying a hazardous materials placard) 80-Passenger Car (only when displaying a hazardous materials placard) 99-Unknown if Light or Med/Heavy Truck/Bus	
BUS USE (V12) 0-Not Used as a Bus 1-Used as a Public School Bus 2-Used as a Private School Bus 3-Used as a School Bus Public or Private Unknown 4-Used as a Scheduled Service Bus 5-Used as a Tour Bus 6-Used as a Commuter Bus 7-Used as a Shuttle Bus 8-Modified for Personal/Private Use 9-Unknown Bus Use		VEHICLE TRAILING (V27) 0-No 1-Yes, One Trailing Unit 2-Yes, Two Trailing Units 3-Yes, Three or More Trailing Units 4-Yes, Number of Trailing Units Unknown 9-Unknown	
SPECIAL USE (V13) 0-No Special Use 1-Taxi 2-Vehicle Used as School Bus 3-Vehicle Used as Other Bus 4-Military 5-Police 6-Ambulance 7-Firetruck 9-Unknown		NUMBER OF AXLES (V28) (Total Number of Axles on Vehicle, Including Trailers) (See Instruction Manual)	
EMERGENCY USE (V14) 0-No 1-Yes		GROSS VEHICLE WEIGHT RATING (V29) 0-Not Applicable 1-10,000 lbs. or less 2-10,001 - 26,000 lbs. 3-26,001 lbs. or more 9-Unknown	
TRAVEL SPEED (V15) Actual Miles Per Hour Except: 00-Stopped Vehicle 97-Ninety-seven MPH or Greater 98- Not Reported 99-Unknown		CARGO BODY TYPE (V30) 00-Not Applicable, Not a Med/Heavy Truck/Bus 01-Van/Enclosed Box 02-Cargo Tank 03-Flatbed 04-Dump 05-Concrete Mixer 06-Auto Transporter 07-Garbage / Refuse 08-Grain, Chips, Gravel 09-Pole 20-Bus (seats 9 -15 people, including driver) 21-Bus (seats more than 15 people, including driver) 96-No Cargo Body Type 97-Med/Heavy Truck or Bus, Other Cargo Body Type (not codes 01-09, 20-21) 98-Med/Heavy Truck or Bus, Unkn. Cargo Body Type 99-Unknown if Light or Med/Heavy Truck/Bus	
VEHICLE MANEUVER (V16) 01-Going Straight 02-Slowing or Stopping in Traffic Lane 03-Starting in Traffic Lane 04- Stopped in Traffic Lane 05-Passing or Overtaking Another Vehicle 06-Leaving a Parked Position 07-Parked 08-Entering a Parked Position 09-Maneuvering to Avoid* 10-Turning Right: RTOR** Permitted 11-Turning Right: RTOR Not Permitted 12-Turning Right: RTOR Not Applicable or Not Known if Permitted 13-Turning Left 14-Making a U-Turn 15-Backing Up (Not Parking) 16-Changing Lanes or Merging 17-Negotiating a Curve 98-Other 99-Unknown *See Instruction Manual for Detail **RTOR = "Right Turn on Red"		HAZARDOUS CARGO (V31) 0-No 1-Yes, Placarded 2-Yes, Not Placarded 3-Yes, Unknown if Placarded 9-Unknown	
CRASH AVOIDANCE MANEUVER (V17) 0-No Avoidance Maneuver Reported 1-Braking (skidmarks evident) 2-Braking (no skidmarks; driver stated) 3-Braking (other reported evidence) 4-Steering (evidence or stated) 5-Steering and Braking (evidence or stated) 6-Other Avoidance Maneuver 8-Not Reported / Inconclusive (by police)		JACKKNIFE (V32) 0-Not an Articulated Vehicle 1-No 2-First Event 3-Subsequent Event	
ROLLOVER (V18) 0-No Rollover 1-First Event 2-Subsequent Event		MOST HARMFUL EVENT (V33) (See Instruction Manual)	
FIRE OCCURRENCE (V19) 0-No Fire 1-Fire Occurred in Vehicle During Accident		RELATED FACTORS (V34) (See Instruction Manual) "Related Factors-VEHICLE LEVEL"	

100-A EXHIBIT FARS CODING FORMS (DRIVER LEVEL)

CODED BY: _____ INPUT BY: _____
 DATE CODED: _____ DATE INPUT: _____
 STATE CASE NO.: _____

2001 Fatality Analysis Reporting System DRIVER LEVEL



CASE NUMBER STATE (D1) <small>(GSA CODES)</small>	CONSECUTIVE NUMBER (D2)	** VEHICLE NUMBER (D3) <small>(Assigned by Analyst)</small>								
** DRIVER PRESENCE (D4) 1-Driver Operated Vehicle 2-Driverless 3-Driver Left Scene 9-Unknown		DRIVER HEIGHT (D12) <table style="width: 100%; border: none;"> <tr> <td style="width: 50%;"><i>FEET</i></td> <td style="width: 50%;"><i>INCHES</i></td> </tr> <tr> <td>0-See Inches</td> <td>00-11, 24-96 - Actual Inches</td> </tr> <tr> <td>2-8-Actual Feet</td> <td>98-Other</td> </tr> <tr> <td>9-Unknown</td> <td>99-Unknown</td> </tr> </table>	<i>FEET</i>	<i>INCHES</i>	0-See Inches	00-11, 24-96 - Actual Inches	2-8-Actual Feet	98-Other	9-Unknown	99-Unknown
<i>FEET</i>	<i>INCHES</i>									
0-See Inches	00-11, 24-96 - Actual Inches									
2-8-Actual Feet	98-Other									
9-Unknown	99-Unknown									
LICENSE STATE (D5) GSA Codes Except: 94-Military 95-Canada 96-Mexico 97-Other Foreign Countries 99-Unknown		DRIVER WEIGHT (D13) 040-700 lbs. 998-Other 999-Unknown								
DRIVER ZIP CODE (D6) Actual Value Except: 99999-Unknown 00000-Not Resident of U.S. Or Territories		PREVIOUS RECORDED ACCIDENTS (D14) Actual Value Except: 00-None 99-Unknown 98-Accidents Not Reported								
NON-CDL LICENSE STATUS (D7) <i>NO VALID LICENSE</i> <i>VALID LICENSE</i> 9-Unknown 0-Not Licensed 6-Valid 1-Suspended 7-Learner's Permit 2-Revoked 8-Temporary 3-Expired 4-Cancelled or Denied		PREVIOUS RECORDED SUSPENSIONS AND REVOCATIONS (D15) Actual Value Except: 00-None 99-Unknown								
COMMERCIAL MOTOR VEHICLE LICENSE STATUS (D8) 0-No Commercial Driver's License (CDL) 6-Valid 1-Suspended 7-Learner's Permit 2-Revoked 8-Other - Not Valid 3-Expired 9-Unknown 4-Cancelled or Denied 5-Disqualified		PREVIOUS DWI CONVICTIONS (D16) Actual Value Except: 00-None 99-Unknown								
COMPLIANCE WITH LICENSE ENDORSEMENTS (D9) 0-No Endorsement(s) Required for the vehicle 1-Endorsement(s) Required, complied with 2-Endorsement(s) Required, not complied with 3-Endorsement(s) Required, compliance unknown 9-Unknown, if required		PREVIOUS SPEEDING CONVICTIONS (D17) Actual Value Except: 00-None 99-Unknown								
DRIVER LICENSE TYPE COMPLIANCE (D10) <i>(For This Class Vehicle)</i> Blank - driver not present 0-Not Licensed 1-No License Required for This Class Vehicle 2-No Valid License for This Class Vehicle 3-Valid License for This Class Vehicle 8-Unknown if Commercial Driver's License and/or CDL ENDORSEMENT Required for This Vehicle 9-Unknown		PREVIOUS OTHER HARMFUL MV CONVICTIONS (D18) Actual Value Except: 00-None 99-Unknown								
COMPLIANCE WITH LICENSE RESTRICTIONS (D11) 0-No Restrictions or Not Applicable 1-Restrictions Complied With 2-Restrictions Not Complied With 3-Restrictions, Compliance Unknown 9-Unknown		DATE OF FIRST ACCIDENT, SUSPENSION OR CONVICTION (D19) Actual Value Except: <i>MONTH</i> <i>YEAR</i> 00-No Record 0000-No Record 99-Unknown 9999-Unknown <small>Month Year</small>								
		DATE OF LAST ACCIDENT, SUSPENSION OR CONVICTION (D20) Actual Value Except: <i>MONTH</i> <i>YEAR</i> 00-No Record 0000-No Record 99-Unknown 9999-Unknown <small>Month Year</small>								
		VIOLATIONS CHARGED (D21) <i>(See Instruction Manual)</i>								
		RELATED FACTORS (D22) <i>(See Instruction Manual)</i> *Related Factors-DRIVER LEVEL*								
COMMENTS:										

100-A EXHIBIT FARS CODING FORMS (PERSON LEVEL)

CODED BY: _____ INPUT BY: _____
 DATE CODED: _____ DATE INPUT: _____
 STATE CASE NO.: _____


2001 Fatality Analysis Reporting System PERSON LEVEL



CASE NUMBER STATE (P1) (GSA CODES)	CONSECUTIVE NUMBER (P2)	** VEHICLE NUMBER (P3) (Assigned by Analyst) 00 - Non-Motorist	** PERSON NUMBER (P4) (Assigned by Analyst)																														
NON-MOTORIST STRIKING VEHICLE NUMBER (P5) Assigned Vehicle Number, Except: 99 - Unknown 00 - Not Applicable		NON-MOTORIST LOCATION (See Instruction Manual) (P15)																															
AGE (P6) Actual Value Except: 00-Up to One Year 97-Ninety-Seven Years + 99-Unknown		00-Not Applicable -Vehicle Occupant 01-Intersection -In Crosswalk 02- " -On Roadway, Not in Crosswalk 03- " -On Roadway, Crosswalk not Available 04- " -On Roadway, Crosswalk Availability Unknown 05- " -Not on Roadway 09- " -Unknown 10-Non-Intersection -In Crosswalk 11- " -On Roadway, Not in Crosswalk 12- " -On Roadway, Crosswalk not Available 13- " -On Roadway, Crosswalk Availability Unknown 14- " -In Parking Lane 15- " -On Road Shoulder 16- " -Bike Path 17- " -Outside Trafficway 18- " -Other, Not on Roadway 19- " -Unknown 99-Unknown																															
SEX (P7) 1-Male 2-Female 9-Unknown		POLICE REPORTED ALCOHOL INVOLVEMENT (P16) 0-No (Alcohol Not Involved) 8-Not Reported 1-Yes (Alcohol Involved) 9-Unknown (Police Reported)																															
** PERSON TYPE (P8) MOTORISTS 01-Driver of a Motor Vehicle in Transport 02-Passenger of a Motor Vehicle in Transport 09-Unknown Occupant Type in a Motor Vehicle in Transport NON-MOTORISTS 03-Occupant of a Motor Vehicle Not in Transport 04-Occupant of a Non-Motor Vehicle Transport Device 05-Pedestrian 06-Bicyclist 07-Other Cyclist 08-Other Pedestrian 19-Unknown Type of Non-Motorist		METHOD OF ALCOHOL DETERMINATION (By Police)(P17) 1-Evidential Test (Breath, Blood, Urine) 5-Observed 2-Preliminary Breath Test (PBT) 8-Other (e.g., Saliva test) 3-Behavioral 9-Not Reported 4-Passive Alcohol Sensor (PAS)																															
SEATING POSITION (P9) <table style="width: 100%; border-collapse: collapse;"> <thead> <tr> <th></th> <th>Left</th> <th>Middle</th> <th>Right</th> <th>Other</th> <th>Unknown</th> </tr> </thead> <tbody> <tr> <td>Front Row Seats</td> <td>11</td> <td>12</td> <td>13</td> <td>18</td> <td>19</td> </tr> <tr> <td>2nd Row Seats</td> <td>21</td> <td>22</td> <td>23</td> <td>28</td> <td>29</td> </tr> <tr> <td>3rd Row Seats</td> <td>31</td> <td>32</td> <td>33</td> <td>38</td> <td>39</td> </tr> <tr> <td>4th Row Seats</td> <td>41</td> <td>42</td> <td>43</td> <td>48</td> <td>49</td> </tr> </tbody> </table> 00 - Non-Motorist 50 - Sleeper Section of Cab (truck) 51 - Other Passenger in Enclosed Passenger or Cargo Area 52 - Other Passenger in Unenclosed Passenger or Cargo Area 53 - Other Passenger in Passenger or Cargo Area, Unknown Whether or Not Enclosed 54 - Trailing Unit 55 - Riding on Vehicle Exterior 99 - Unknown			Left	Middle	Right	Other	Unknown	Front Row Seats	11	12	13	18	19	2nd Row Seats	21	22	23	28	29	3rd Row Seats	31	32	33	38	39	4th Row Seats	41	42	43	48	49	ALCOHOL TEST TYPE/ALCOHOL TEST RESULTS (P18) TYPE: 0-Not Tested 3-Urine 6-Blood Clot 8-Other Test Type 1-Whole Blood 4-Vitreous 7-Liver 9-Unknown/Not Reported 2-Breath BAC 5-Blood Plasma/Serum RESULTS: Actual Value (Decimal Implied Before First Digit (0.xx)) Except: 94-.94 or Greater 96-None Given 99-Unknown if Tested 95-Test Refused 97-AC Test Performed, Results Unknown	
	Left	Middle	Right	Other	Unknown																												
Front Row Seats	11	12	13	18	19																												
2nd Row Seats	21	22	23	28	29																												
3rd Row Seats	31	32	33	38	39																												
4th Row Seats	41	42	43	48	49																												
RESTRAINT SYSTEM-USE (P10) 00-None Used / Not Applicable 06-Bicycle Helmet 01-Shoulder Belt 13-Safety Belt Used Improperly 02-Lap Belt 14-Child Safety Seat Used Improperly 03-Lap and Shoulder Belt 15-Helmets Used Improperly 04-Child Safety Seat 08-Restraint Used - Type Unknown 05-Motorcycle Helmet 99-Unknown		POLICE REPORTED OTHER DRUG INVOLVEMENT (P19) 0-No (Other Drugs Not Involved) 8-Not Reported 1-Yes (Other Drugs Involved) 9-Unknown (Police Reported)																															
AIR BAG AVAILABILITY/DEPLOYMENT (P11) 00-NON-MOTORIST DEPLOYED (this seat) 01-FRONT 02-SIDE 07-OTHER direction 08-MULTIPLE directions 09-UNKNOWN direction NOT DEPLOYED (this seat) 20-Available, NO DEPLOYMENT 28-Available, SWITCHED OFF UNKNOWN IF DEPLOYED 29-Available, UNKNOWN IF DEPLOYED NOT AVAILABLE 30-NOT AVAILABLE (this seat) 31-PREVIOUSLY DEPLOYED/ NOT REPLACED 32-DISABLED/REMOVED UNKNOWN IF AVAILABLE 99-UNKNOWN (this seat)		METHOD OF OTHER DRUG DETERMINATION BY POLICE (P20) 1-Evidential Test (Blood, Urine) 3-Behavioral 8-Not Reported 2-Drug Recognition Technician (DRT) 7-Other																															
EJECTION (P12) 0-Not Ejected / Not Applicable 2-Partially Ejected 1-Totally Ejected 9-Unknown		DRUG TEST TYPE/DRUG TEST RESULTS (P21) <table style="width: 100%; border-collapse: collapse;"> <thead> <tr> <th>Type</th> <th>Result</th> <th>Type</th> <th>Result</th> <th>Type</th> <th>Result</th> </tr> </thead> <tbody> <tr> <td>0-Not Tested for Drugs</td> <td>3-Both: Blood & Urine Tests Performed</td> <td>8-Other Type Test</td> <td>9-Unknown if Tested for Drugs</td> <td></td> <td></td> </tr> <tr> <td>1-Blood Test</td> <td>7-Unknown Test Type</td> <td></td> <td></td> <td></td> <td></td> </tr> <tr> <td>2-Urine Test</td> <td></td> <td></td> <td></td> <td></td> <td></td> </tr> </tbody> </table> RESULTS: 000-Not Tested for Drugs 996-Other Drug 001 No Drugs Reported 997-Tested For Drugs, Results Unknown 100-995 - (See Instruction Manual) 998-Tested For Drugs, Drugs Found, Type Unknown For Specific Drug List 999-Unknown If Tested For Drugs		Type	Result	Type	Result	Type	Result	0-Not Tested for Drugs	3-Both: Blood & Urine Tests Performed	8-Other Type Test	9-Unknown if Tested for Drugs			1-Blood Test	7-Unknown Test Type					2-Urine Test											
Type	Result	Type	Result	Type	Result																												
0-Not Tested for Drugs	3-Both: Blood & Urine Tests Performed	8-Other Type Test	9-Unknown if Tested for Drugs																														
1-Blood Test	7-Unknown Test Type																																
2-Urine Test																																	
EJECTION PATH (P13) 0-Not Ejected / Not Applicable 6-Through Roof Opening (sunroof; convertible top down) 1-Through Side Door Opening 7-Through Roof (convertible top up) 2-Through Side Window 8-Other Path (e.g., Back of pickup truck) 3-Through Windshield 9-Unknown 4-Through Back Window 5-Through Back Door/Tailgate Opening		INJURY SEVERITY (P22) 0-No Injury (O) 4-Fatal Injury (K) 1-Possible Injury (C) 5-Injured, Severity Unknown 2-Non-incapacitating Evident Injury (B) 6-Died Prior to Accident 3-Incapacitating Injury (A) 9-Unknown																															
EXTRICATION (P14) 0-Not Extricated / Not Applicable 9-Unknown 1-Extricated		TAKEN TO HOSPITAL (P23) DIED AT SCENE/EN ROUTE (24) 0-No 0-Not Applicable 8-Died En Route 1-Yes 7-Died at Scene 9-Unknown 9-Unknown P23 P24																															
		DEATH DATE (P25) MONTH/DAY YEAR 00-Not Applicable 0000-Not Applicable Month, Day, Year 99-Unknown 9999-Unknown																															
		DEATH TIME (P26) Military Time Except: 0000-Not Applicable 9999-Unknown (See Instruction Manual concerning known hr., but unknown min.)																															
		RELATED FACTORS (P27) (See Instruction Manual) "Related Factors-PERSON LEVEL"																															

200. FORM CODING INSTRUCTIONS

201. GENERAL INSTRUCTIONS

- 
- .1 Codes
- .11 All codes are numeric except TRAFFICWAY IDENTIFIER, ADDITIONAL STATE INFORMATION, RAIL GRADE CROSSING IDENTIFIER, VIN, and MOTOR CARRIER IDENTIFICATION NUMBER.
- .12 All codes are on the form except: NATIONAL HIGHWAY SYSTEM, GLOBAL POSITION, SPECIAL JURISDICTION, FIRST HARMFUL EVENT, TRAFFIC CONTROL DEVICE, RAIL GRADE CROSSING IDENTIFIER, RELATED FACTORS, VEHICLE MAKE, VEHICLE MODEL, BODY TYPE, MOTOR CARRIER IDENTIFICATION NUMBER, **NUMBER OF AXLES**, MOST HARMFUL EVENT, VIOLATIONS CHARGED. See the appropriate data element pages for these codes.
- .13 Code for “Unknown” is always nine. “Unknown” should only be used when all sources for obtaining information on an element have been searched and the information is missing or stated unknown.
- .14 The code for “Not Applicable” or its equivalent is always zero.
- .15 The code for “None” is always zero except for Alcohol Test Result.
- .2 Coding Forms
- .21 Blanks are used only in fields to be later updated with four exceptions:
- .211 If DRIVER PRESENCE is coded “2” or “9” all other driver information except RELATED FACTORS-DRIVER LEVEL must be blank.
- .212 If VIN is less than seventeen characters, do not zero-fill, leave remaining characters blank. If a State is not allowed to code the entire VIN, code the partial VIN and zero-fill the characters that cannot be completed.
- .213 If TRAFFICWAY IDENTIFIER is less than 20 characters, do not zero-fill or 9-fill. Leave remaining characters blank.
- .214 If MOTOR CARRIER IDENTIFICATION NUMBER is less than 9 characters, do not zero-fill or 9-fill. Leave remaining characters blank.

- .22 All codes are right-justified except VIN, TRAFFICWAY IDENTIFIER and MOTOR CARRIER IDENTIFICATION NUMBER.
- .3 Vehicle, Driver and Person Level Forms. These forms are automatically numbered by the system.
- .31 Vehicles are numbered consecutively beginning with "01."
- .32 For each vehicle, persons are numbered consecutively beginning with "01." Order is not important. The driver does not have to be "01."
- .33 The vehicle number for non-motorists is "00."
- .34 Non-motorists are numbered consecutively beginning with "01." Order is not important.
- .4 Miscellaneous
- .41 The number of changes per case is not limited.
- .42 Request of other States for information should always follow the format of the MDE systems Out-Of-State Data Request whether the MDE System itself or the mail is used.
- .43 Refer all coding questions through the FARS CODING ASSISTANCE PROGRAM.
- .44 Copies of all cases or other actions submitted must be retained for 3 years after the data collection year.
- .45 If a State will not allow transmittal of complete VIN, send a memorandum to the RCOTR informing him of this fact.
- .5 Special Case - Coding Fatal Traffic Accidents for which there is only a death certificate.
- .51 Be sure the death occurred within thirty (30) days of the accident. If you don't know, do not submit the case. If it occurred after 30 days, do not submit.
- .52 For the cases you do submit, you must complete Forms HS-214, HS-214A, HS-214B, HS-214C unless you have been granted an exemption.
- .6 Code the required elements as follows:
The following elements must be coded. If any of these elements are left blank or if an edit check is violated which involves the coding of one of these elements, you will not have a usable FARS case.

Accident Level (Form HS-214)

Date -	Appropriate Day, Month and Year
Accident Time -	Appropriate hour and minute if known, 9999 if not known
Number of Vehicle Forms Submitted -	01-99
Number of Person Forms Submitted -	01-99
First Harmful Event -	Appropriate Code if known, 99 if not known

Vehicle Level (Form HS-214A)

Vehicle Number -	01-99
Number of Occupants -	01-97 if known, 99 if unknown

Driver Level (Forms HS-214B)

Vehicle Number -	01-99
Driver Presence -	Appropriate code if known, 9 if unknown

Person Level (Form HS-214C)

Vehicle Number -	00 if non-motorist 01-99 if occupant
Person Number -	01-99
Person Type -	01, 02, or 09 for occupants 03-08, 19 for non-motorists
.61	Code all other elements with the proper code if information is known. If no information is known, code the items "Unknown." There are three exceptions to this, Rollover, Emergency Use and Fire Occurrence should all be coded "0" ("No Rollover," "No," and "No Fire," respectively).

202. DELETION INSTRUCTIONS

See FARS Microcomputer Data Entry Manual for instructions on how to delete a case.

203. REQUEST FOR CASE LISTING INSTRUCTIONS

See FARS Microcomputer Data Entry Manual for instructions on how to list a case.

300. DATA ELEMENT CODING INSTRUCTIONS

301. SECTION ORGANIZATION

- .1 For each element on the FARS forms, an instruction page follows in the order of the elements on the forms.
- .11 The letters in the upper right hand corner refer to the forms:
- 'A' - Accident Level Form
 - 'V' - Vehicle Level Form
 - 'D' - Driver Level Form
 - 'P' - Person Level Form
- .12 The Format section gives the type element and whether it must be coded for an original case or whether it can be changed.
- .13 The Element Value section lists the values for the element and their associated codes.
- .14 The Remarks section contains coding instructions, special instructions, etc., for the element.
- .15 The Consistency Checks section lists all inter-element checks for the element.
1. To the left of the error description is a 4-character reference number. The first 3 characters are unique sequence numbers for each edit check. The 4th character indicates the severity of the error as follows:

Symbol
0- The elements involved will be noted as questionable or unlikely and the status of the case will not be affected.

P- Non-mandatory data are inconsistent and the status of the case will be made Pending until action is taken to correct the inconsistency.

F- Data elements including at least one "logical" mandatory element are inconsistent and the status of the case will be made Flawed until action is taken to correct the inconsistency.

S- Data elements including at least one "structural" mandatory element are inconsistent and corrective action must be taken before proceeding to enter case data.
- .16 The Special Processing Rules section lists all checks made between forms to determine consistencies.

CASE NUMBER – STATE NUMBER

Format: 2 numeric

Necessary on all forms
 May not be changed
 System-Generated (MDE System Only)

Element Values:

From GSA World Wide Geographical Location Codes except code “43” for Puerto Rico.

01 Alabama	22 Louisiana	40 Oklahoma
02 Alaska	23 Maine	41 Oregon
04 Arizona	24 Maryland	42 Pennsylvania
05 Arkansas	25 Massachusetts	43 Puerto Rico
06 California	26 Michigan	44 Rhode Island
08 Colorado	27 Minnesota	45 South Carolina
09 Connecticut	28 Mississippi	46 South Dakota
10 Delaware	29 Missouri	47 Tennessee
11 District of Columbia	30 Montana	48 Texas
12 Florida	31 Nebraska	49 Utah
13 Georgia	32 Nevada	50 Vermont
15 Hawaii	33 New Hampshire	51 Virginia
16 Idaho	34 New Jersey	53 Washington
17 Illinois	35 New Mexico	54 West Virginia
18 Indiana	36 New York	55 Wisconsin
19 Iowa	37 North Carolina	56 Wyoming
20 Kansas	38 North Dakota	
21 Kentucky	39 Ohio	

Consistency Checks:

	IF	THEN
(200P) 1.	CITY is greater than 0000 and less than 9997, and COUNTY is greater than 000 and less than 997,	COUNTY and CITY must be valid codes for the STATE.
(220P) 2.	LIGHT CONDITION equals 4, and STATE is not equal to 02,	ACCIDENT TIME must equal 0300-0900, 0999, 9999.

	IF	THEN
(230P)	3. LIGHT CONDITION equals 5, and STATE is not equal to 02, or LIGHT CONDITION equals 5, and STATE equals 02,	ACCIDENT TIME must equal 1600-2200, 2299, 9999 ACCIDENT TIME must equal 1600-2300, 2399, 9999.
(A010)	4. STATE equals 02, and LIGHT CONDITION equals 4,	ACCIDENT TIME should equal 0300-0900, 0999, 9999.
(A020)	5. STATE equals 02, and LIGHT CONDITION equals 5,	ACCIDENT TIME should equal 1600-2200, 2299, 9999.
(G01P)	6. STATE is ____ and GLOBAL POSITION-LATITUDE (degrees) is not equal to 88, 99 or blank,	LATITUDE (degrees) must be equal to, or greater than (<u>1d</u>), and LATITUDE (degrees) must not be greater than (<u>2d</u>).
(G02P)	7. STATE is ____ and GLOBAL POSITION-LATITUDE (degrees) equals (<u>1d</u>),	LATITUDE (minutes) must be equal to, or greater than (<u>1s</u>).
(G03P)	8. STATE is ____ and GLOBAL POSITION-LATITUDE (degrees) equals (<u>2d</u>),	LATITUDE (minutes) must not be greater than (<u>2s</u>).
(G04P)	9. STATE is ____ and GLOBAL POSITION-LONGITUDE (degrees) is not equal to 888, 999 or blank,	LONGITUDE (degrees) must be equal to, or greater than (<u>3d</u>) and LONGITUDE (degrees) must not be greater than (<u>4d</u>).
(G05P)	10. STATE is ____ and GLOBAL POSITION-LONGITUDE (degrees) equals (<u>3d</u>),	LONGITUDE (minutes) must be equal to, or greater than (<u>3s</u>).
(G06P)	11. STATE is ____ and GLOBAL POSITION -LONGITUDE (degrees) equals (<u>4d</u>),	LONGITUDE (minutes) must not be greater than (<u>4s</u>).

CONSECUTIVE NUMBER

Format: 4 numeric

Necessary on all forms
May not be changed
System-Generated (MDE System Only)

Element Values:

| 0001-9999

Consistency Checks:

Please complete FARS forms with the MDE assigned case number.

NUMBER OF NON-MOTORIST FORMS SUBMITTED

Format: 2 numeric

| Must be coded for an original submission, before moving to any other level.

Element Values:

| 01-99

Remarks:

| A Non-Motorist is any person who is not an occupant of a Motor Vehicle in transport. This includes all pedestrians, occupants of parked motor vehicles, and occupants of transport devices used as equipment.

Consistency Checks:

	IF	THEN
(5Y0F) 1.	FIRST HARMFUL EVENT equals 08-09, 15,	NUMBER OF NON-MOTORISTS FORMS must not equal 00.

Case Structure Integrity Rule:

(CSI4) 1. NUMBER OF NON-MOTORISTS FORMS must equal the actual number of non-motorists in this case.

NUMBER OF VEHICLE FORMS SUBMITTED

Format: 2 numeric

Must be coded for an original submission, before moving to any other level.

Element Values:

01-99

Remarks:

The count includes only motor vehicles in transport. Motor vehicles are considered to be “in transport” when they are in motion on the trafficway or on the roadway (whether in motion or not). **Do not include legally parked vehicles.** Be careful, the police officer may incorrectly refer to a vehicle stopped or left on the roadway as “parked.”

The count must be the number of motor vehicles involved in the accident; that is, a Vehicle Level form must be submitted for all motor vehicles involved in the accident regardless of whether the motor vehicle was a hit-and-run vehicle, an involved motor vehicle that had left the scene of the accident, etc. Refer to the instructions under Hit-and-Run (A33).

Consistency Checks:

IF	THEN
(050P) 1. PERSON TYPE equals 03-08, 19, and VEHICLE FORMS SUBMITTED equals 01,	NON-MOTORIST STRIKING VEHICLE NUMBER must equal 01.
(1A0P) 2. RELATED FACTORS- ACCIDENT LEVEL equals 14,	NUMBER OF VEHICLE FORMS SUBMITTED must be greater than 01.
(2Z0F) 3. MOST HARMFUL EVENT equals 12-13,	NUMBER OF VEHICLE FORMS SUBMITTED must be greater than 01.
(620P) 4. HIT-AND-RUN equals 1,	NUMBER OF VEHICLE FORMS SUBMITTED must not be less than 02.

	IF	THEN
(670F) 5.	FIRST HARMFUL EVENT equals 12-13,	NUMBER OF VEHICLE FORMS SUBMITTED must be greater than 01.
(A080) 6.	DRIVER PRESENCE equals 2, and FIRST HARMFUL EVENT equals 12, and NUMBER OF VEHICLE FORMS SUBMITTED equals 02,	one RELATED FACTORS- DRIVER LEVEL should equal 20.
(A430) 7.	MANNER OF COLLISION equals 2, and NUMBER OF VEHICLE FORMS SUBMITTED equals 02,	VEHICLE ROLE should equal 1.
(V450) 8.	NUMBER OF VEHICLE FORMS SUBMITTED equals 02, and VEHICLE ROLE of BOTH vehicles equals 1,	MANNER OF COLLISION should equal 2.

Special Processing Rule:

	IF	THEN
(A090) 1.	NUMBER OF VEHICLE FORMS SUBMITTED is greater than 01,	there should be at least one vehicle with TRAVEL SPEED of 01-99 or blanks.

Case Structure Integrity Rules:

(CSI1) 1.	NUMBER OF VEHICLE FORMS SUBMITTED must equal the actual number of Vehicle Level forms for this case.
(CSI2) 2.	There must be exactly one Driver Level form corresponding to each Vehicle Level form.

NUMBER OF PERSON FORMS SUBMITTED

Format: 2 numeric

| Must be coded for an original submission, before moving to any other level.

Element Values:

| 01-99

Remarks:

| A Person Level form must be submitted for all persons involved in the accident, except for: 1) uninjured bus passengers (**including van-based bus passengers**); and 2) uninjured railway train occupants. Always submit a person level form for the bus driver regardless of injury and any injured passengers as well as any injured railway train occupants. Submit a Person Level form for persons in a hit-and-run vehicle. If no information is known, code all elements as "Unknown." Refer to the instructions under Hit-and-Run (A33).

Case Structure Integrity Rule:

| (CSI3) 1. NUMBER OF PERSON FORMS SUBMITTED must equal the actual number of Person Level forms for this case.

COUNTY / CITY

Format: one set 3 numeric, one set 4 numeric

Element Values:

Use GSA Geographical Location Codes

County:

Blanks	
000	Not Applicable
001-996	GSA Codes
997	Other
999	Unknown

City:

Blanks	
0000	Not Applicable
0001-9996	GSA Codes
9997	Other
9999	Unknown

Remarks:

The accident location refers to the location of the unstabilized event.

COUNTY and CITY are considered one field. Both must be submitted at the same time.

If COUNTY only is known CITY may be unknown.

Code CITY as "0000" if the accident does not occur within city limits.

Code CITY as "9997" if CITY is other than those given by the GSA Codes.

Code CITY as "9999" if accident location is unknown.

Code COUNTY as "997" if COUNTY is other than those given by the GSA Codes.

Code COUNTY as "999" if location is unknown.

In general, "Not Applicable" should be used when there is no GSA code for the accident location. "Other" should be used when the Analyst knows there is a GSA code for the location, but the code does not appear on the master GSA code list provided by Headquarters. Both situations should be reported to Headquarters.

Consistency Checks:

	IF	THEN
(200P)	1. CITY is greater than 0000 and less than 9997, and COUNTY is greater than 000 and less than 997,	COUNTY and CITY must be valid codes for the STATE.
(210P)	2. CITY is greater than 0000 and less than 9997,	COUNTY must not equal 999.

ACCIDENT DATE

Format: 2 sets of 2 numeric and 1 set of 4 numeric

Element Values:

Month:	01-12
Day:	01-31
	99 Unknown
Year:	All four digits of current year (preprinted)

Consistency Checks:

	IF	THEN
(1C0P) 1.	ACCIDENT MONTH is between June and December,	the vehicle MODEL YEAR must NOT be greater than ACCIDENT YEAR plus ONE.
(3K0P) 2.	DATE OF LAST ACCIDENT, SUSPENSION, CONVICTION must be less than or equal to ACCIDENT DATE.	
(3U0P) 3.	DEATH DATE equals ACCIDENT DATE and ACCIDENT TIME is not equal to 9999 (or Accident Hour equals Death Hour and Accident Minute is not equal to 99),	DEATH TIME must not be less than ACCIDENT TIME.
(4V1F) 4.	ACCIDENT MONTH is not equal to 99, and ACCIDENT DAY is not equal to 99, and DEATH MONTH is not equal to 99 and not blanks, and DEATH DAY is not equal to 99 and not blanks,	DEATH DAY must be within 30 calendar days of the ACCIDENT DATE.
(4V2F) 5.	ACCIDENT MONTH equals 12, and DEATH MONTH equals 01,	DEATH YEAR must equal ACCIDENT YEAR plus 1.

	IF	THEN
(4V3F)	6. ACCIDENT MONTH equals 12,	DEATH MONTH must equal 01, 12, 99, or blanks.
(4V4F)	7. ACCIDENT MONTH equals 02-11, and DEATH MONTH is not equal to 99 or blanks,	DEATH MONTH must equal ACCIDENT MONTH or ACCIDENT MONTH plus 1.
(4V5F)	8. ACCIDENT MONTH equals 01, and DEATH MONTH is not equal to 99 or blanks,	DEATH MONTH must equal ACCIDENT MONTH or ACCIDENT MONTH plus 1, or ACCIDENT MONTH plus 2.
(4V1P)	9. DEATH MONTH is greater than 00 and less than 13, and DEATH DAY is not blank, 99, or in error,	DEATH DATE must be within 30 calendar days of the ACCIDENT DATE.
(4V2P)	10. DEATH MONTH is greater than 00 and less than 13, and DEATH DAY is blank, 99, or in error,	DEATH MONTH must be within one month of ACCIDENT MONTH.
(4V6P)	11. DEATH MONTH is not equal to blanks,	DEATH DAY and DEATH YEAR must not equal blanks.
(4V7P)	12. DEATH DAY is not equal to blanks,	DEATH MONTH and DEATH YEAR must not equal blanks.
(4V8P)	13. DEATH YEAR is not equal to blanks,	DEATH MONTH and DEATH DAY must not equal blanks.
(5K0P)	14. The Year of DATE OF FIRST ACCIDENT, SUSPENSION, CONVICTION must be within three years of the Year of ACCIDENT DATE.	
(6V0P)	15. DEATH DATE must not be less than ACCIDENT DATE.	
(7V0F)	16. DEATH YEAR equals 9999,	ACCIDENT MONTH must not be 01-11.
(921P)	17. MAKE is not 98, 99, and equals __, and MODEL equals __,	MODEL YEAR must equal __, or ACCIDENT YEAR plus 1.



	IF	THEN
(A030)	18. ACCIDENT MONTH equals 05-09,	ATMOSPHERIC CONDITIONS should not equal 3-4.
(A040)	19. ACCIDENT MONTH equals 05-09,	ROADWAY SURFACE CONDITION should not equal 3-4.
(P520)	20. <i>If ACCIDENT DATE and DEATH DATE are the same, and ACCIDENT TIME and DEATH TIME are the same,</i>	<i>TAKEN TO HOSPITAL/ TREATMENT FACILITY should be 0, and DIED AT SCENE/ENROUTE should be 7.</i>
(V620)	21. ACCIDENT MONTH is between January and August,	VEHICLE MODEL YEAR should NOT be greater than the ACCIDENT YEAR (contact Coding Assistance).

ACCIDENT TIME

Format: 4 numeric

Must be coded for an original submission, before moving to any other level.

Element Values:

0001-2400	Valid military time (Code midnight as "2400")
0099-2399	Known hours but unknown minutes
9999	Unknown

Remarks:

Code midnight as "2400." If unknown minutes, code the actual hour and "99" for the minutes. One minute after midnight is coded "0001."

If the day of the accident and the day of EMS Notification do not have the same date, then be sure to use code "18" in RELATED FACTORS-Accident Level (A39).

How to Code Midnight:

In general, code midnight as "2400." However, there may be confusion over which day midnight falls into. It is key to remember that in FARS, midnight or 2400 is taken to be the beginning of a new day, and never the end of a day. This may not be the practice followed in your sources. Therefore, you have to determine which part of the day is being considered in your sources.

End of Day

If your data sources give you an ACCIDENT DATE and are consistent in talking about the end of that day, when they give the time of the accident as "midnight," "12:00-midnight," "24:00" or "00:00," then you should code ACCIDENT TIME as "2359."

Beginning of Day

If your sources give an ACCIDENT DATE and are consistent in referring to the beginning or early moments of that day when they give an accident time, code midnight as "2400."

See remarks-Notification/Arrival Time EMS, EMS Arrival at Hospital (A36-38).

Consistency Checks:

	IF	THEN
(220P)	1. LIGHT CONDITION equals 4, and STATE is not equal to 02,	ACCIDENT TIME must equal 0300-0900, 0999, 9999.
(230P)	2. LIGHT CONDITION equals 5, and STATE is not equal to 02, or if LIGHT CONDITION equals 5 and STATE equals 02,	ACCIDENT TIME must equal 1600-2200, 2299, 9999 ACCIDENT TIME must equal 1600-2300, 2399, 9999.
(3U0P)	3. DEATH DATE equals ACCIDENT DATE, and ACCIDENT TIME is not equal to 9999 (or Accident Hour equals Death Hour and Accident Minute is not equal to 99),	DEATH TIME must not be less than ACCIDENT TIME.
(A010)	4. STATE equals 02, and LIGHT CONDITION equals 4,	ACCIDENT TIME should equal 0300-0900, 0999,9999.
(A020)	5. STATE equals 02 and LIGHT CONDITION equals 5,	ACCIDENT TIME should equal 1600-2200, 2299, 9999.
(A050)	6. ACCIDENT TIME equals 0900-1600,1699,	LIGHT CONDITION should not equal 2-5.
(A060)	7. ACCIDENT TIME equals 2300-0400, 0499,	LIGHT CONDITION should not equal 1, 4-5, 9.
(A070)	8. NOTIFICATION TIME EMS is not 0000, 9998 or 9999,	NOTIFICATION TIME EMS should not be more than 120 minutes later than ACCIDENT TIME.
(P520)	9. <i>If ACCIDENT DATE and DEATH DATE are the same, and ACCIDENT TIME and DEATH TIME are the same,</i>	<i>TAKEN TO HOSPITAL/ TREATMENT FACILITY should equal 0, and DIED AT SCENE/EN ROUTE should equal 7.</i>



NATIONAL HIGHWAY SYSTEM

Format: 1 numeric

Element Values:

Blank	
0	This section IS NOT on the NHS
1	This section IS ON the NHS
9	Unknown if this section is on the NHS

Remarks:

The National Highway System includes the Interstate System, and consists of principal arterial system routes and some Strategic Highway Network connectors functionally classified below principal arterial.

Federal Highway Administration classification obtainable from the State Highway Department must be used. No other classification source is acceptable. Refer problems in obtaining the F.H.W.A. classification to Regional State Assignee.

Consistency Checks:

	IF		THEN
(260P) 1.	ROUTE SIGNING equals 1,		NATIONAL HIGHWAY SYSTEM must equal 1.
(300P) 2.	NATIONAL HIGHWAY SYSTEM equals 0, 9,		ROADWAY FUNCTION CLASS must not equal 01, 11.
(320P) 3.	ROADWAY FUNCTION CLASS equals 01, 11, and ROUTE SIGNING does not equal 7,		NATIONAL HIGHWAY SYSTEM must equal 1.
(330P) 4.	NATIONAL HIGHWAY SYSTEM equals 0, 9,		ROUTE SIGNING must not equal 1.
(A850) 5.	ROADWAY FUNCTION CLASS equals 02, 12, and ROUTE SIGNING equals 2,		NATIONAL HIGHWAY SYSTEM should equal 1.

	IF	THEN
(A860)	6. NATIONAL HIGHWAY SYSTEM equals 1,	ROADWAY FUNCTION CLASS should equal 01-02, 11-13.
(A910)	7. ROADWAY FUNCTION CLASS equals 03-06, 14-16,	NATIONAL HIGHWAY SYSTEM should equal 0, 9.
(A920)	8. NATIONAL HIGHWAY SYSTEM equals 0, 9,	ROADWAY FUNCTION CLASS should not equal 02, 12, and ROUTE SIGNING should not equal 2.

ROADWAY FUNCTION CLASS

Format: 2 numeric

Element Values:

Blanks

RURAL

- 01 Principal Arterial – Interstate
- 02 Principal Arterial – Other
- 03 Minor Arterial
- 04 Major Collector
- 05 Minor Collector
- 06 Local Road or Street
- 09 Unknown Rural

URBAN

- 11 Principal Arterial – Interstate
- 12 Principal Arterial – Other Freeways or Expressways
- 13 Other Principal Arterial
- 14 Minor Arterial
- 15 Collector
- 16 Local Road or Street
- 19 Unknown Urban
- 99 Unknown

Remarks:

Assign the accident to the roadway function class on which the vehicle(s) is/are traveling.

INTERSECTION ACCIDENTS

In an at intersection accident, assign the accident to the highest function class of trafficway at the intersection.

If the vehicles are traveling on different roadways of equal class, assign the accident to the roadway on which the motor vehicle precipitating the accident is traveling.

ALL OTHER TYPES OF ACCIDENTS (including intersection related and interchange)

In an interchange accident, assign the accident to the highest class of trafficway in the interchange unless the accident occurs on the lower class trafficway and does not occur at the connections of ramps and lower class roadways. Accidents that occur at the connections of ramps and the lower class roadways, including those in merge/diverge lanes, should be assigned to the highest-class trafficway in the interchange.

QUESTIONABLE CASES

In any questionable case, the higher function class takes precedence.

Federal Highway Administration classification obtainable from the State Highway Department must be used. No other classification source is acceptable. Refer problems in obtaining the F.H.W.A. classification to Regional State Assignee.

Consistency Checks:

	IF	THEN
(1T0P) 1.	SPEED LIMIT is greater than 55, and not equal to 99,	ROADWAY FUNCTION CLASS must not equal 15-16.
(300P) 2.	NATIONAL HIGHWAY SYSTEM equals 0, 9,	ROADWAY FUNCTION CLASS must not equal 01, 11.
(320P) 3.	ROADWAY FUNCTION CLASS equals 01, 11, and ROUTE SIGNING does not equal 7,	NATIONAL HIGHWAY SYSTEM must equal 1.
(760P) 4.	RELATION TO ROADWAY equals 07,	ROADWAY FUNCTION CLASS must not equal 01, 11-12.
(A110) 5.	FIRST HARMFUL EVENT equals 10,	ROADWAY FUNCTION CLASS should not equal 01, 11-12.
(A130) 6.	ROADWAY FUNCTION CLASS equals 01-02, 11-13,	NUMBER OF TRAVEL LANES should not equal 1.
(A140) 7.	ROADWAY FUNCTION CLASS equals 01, 11-12,	TRAFFICWAY FLOW should not equal 4 or 9.
(A150) 8.	ROADWAY FUNCTION CLASS equals 01, 11-12,	RELATION TO JUNCTION should not equal 02-04, 06.

	IF	THEN
(A160)	9. ROADWAY FUNCTION CLASS equals 01-02, 04, 11-13, 15,	ROADWAY SURFACE TYPE should not equal 3-5, 8.
(A170)	10. ROADWAY SURFACE TYPE equals 5,	ROADWAY FUNCTION CLASS should not equal 01-03, 11-15.
(A180)	11. ROADWAY FUNCTION CLASS equals 01, 11,	SPECIAL JURISDICTION should not equal 1-5, 8-9.
(A190)	12. ROADWAY FUNCTION CLASS equals 12,	SPECIAL JURISDICTION should not equal 4.
(A200)	13. RELATION TO JUNCTION equals 07, 14,	ROADWAY FUNCTION CLASS should not equal 04-06, 16.
(A210)	14. ROADWAY FUNCTION CLASS equals 01, 11-12,	TRAFFIC CONTROL DEVICE should not equal 01-03,07,20,40-80.
(A220)	15. ROADWAY FUNCTION CLASS equals 01, 11,	SPEED LIMIT should not equal 05-40.
(A230)	16. MOST HARMFUL EVENT equals 10,	ROADWAY FUNCTION CLASS should not equal 01, 11.
(A720)	17. ROADWAY FUNCTION CLASS equals 01, 11-12 and NUMBER OF TRAVEL LANES equals 1, 3,	TRAFFIC FLOW should not equal 1.
(A810)	18. FIRST HARMFUL EVENT equals 46,	ROADWAY FUNCTION CLASS should not equal 01, 11.
(A840)	19. ROUTE SIGNING equals 7,	ROADWAY FUNCTION CLASS should equal 01-02, 11-13.
(A850)	20. ROADWAY FUNCTION CLASS equals 02, 12, and ROUTE SIGNING equals 2,	NATIONAL HIGHWAY SYSTEM should equal 1.
(A860)	21. NATIONAL HIGHWAY SYSTEM equals 1,	ROADWAY FUNCTION CLASS should equal 01-02, 11-13.
(A900)	22. SPEED LIMIT equals 60,65,	ROADWAY FUNCTION CLASS should not equal 05-06, 14-16.

	IF	THEN
(A910)	23. ROADWAY FUNCTION CLASS equals 03-06, 14-16,	NATIONAL HIGHWAY SYSTEM should equal 0, 9.
(A920)	24. NATIONAL HIGHWAY SYSTEM equals 0, 9,	ROADWAY FUNCTION CLASS should not equal 02, 12, and ROUTE SIGNING should not equal 2.

Special Processing Rule:

	IF	THEN
(A240)	1. ROADWAY FUNCTION CLASS equals 01, 11,	TRAVEL SPEED should not equal 05-40.

ROUTE SIGNING

Format: 1 numeric

Element Values:

Blank

- 1 Interstate
- 2 U.S. highway
- 3 State highway
- 4 County road

Local Street

- 5 Township
- 6 Municipality
- 7 Frontage Road
- 8 Other
- 9 Unknown

Remarks:

Before coding this element, be certain of which trafficway is to be coded. If there is any question, refer to the remarks section of A11-Roadway Function Class for a hierarchy for selecting the appropriate trafficway to be coded. Code ALL highway elements with regard to this same trafficway.

CODING FRONTAGE ROADS

If the accident occurs on a frontage road which is part of a larger, higher order trafficway (such as Interstate, U.S. Highway, or State Route), use the following guideline to code the highway elements:

- Code Trafficway Identifier and Roadway Function Class for the Interstate, US Highway or State Route
- Code Route Signing “7 - Frontage Road”
- Code the highway characteristics (Trafficway Flow, Number of Lanes, Speed Limit, Traffic Controls) for the Frontage Road

Make sure to include the highway designation in Trafficway Identifier when using Code “7.” See “Trafficway Identifier” (A13).

If the Frontage Road is a separate trafficway, code all highway elements for that trafficway. Code “7” is not used.

Code 8 - Other, includes 'Other Limited Access' and 'Other Major Artery.'

Federal Highway Administration classification obtainable from the State Highway Department must be used. No other classification source is acceptable. Refer problems in obtaining the F.H.W.A. classification to Regional State Assignee.

Consistency Checks:

	IF	THEN
(260P)	1. ROUTE SIGNING equals 1,	NATIONAL HIGHWAY SYSTEM must equal 1.
(280P)	2. RELATION TO ROADWAY equals 07,	ROUTE SIGNING must not equal 1.
(320P)	3. ROADWAY FUNCTION CLASS equals 01, 11, and ROUTE SIGNING does not equal 7,	NATIONAL HIGHWAY SYSTEM must equal 1.
(330P)	4. NATIONAL HIGHWAY SYSTEM equals 0,9,	ROUTE SIGNING must not equal 1.
(340P)	5. ROUTE SIGNING equals 1,	the first position of TRAFFICWAY IDENTIFIER must be "T" and the second position must be "-".
(350P)	6. ROUTE SIGNING equals 2,	the first two positions of TRAFFICWAY IDENTIFIER must be "US" and the third position must be "-".
(360P)	7. ROUTE SIGNING equals 3,	the first two positions of TRAFFICWAY IDENTIFIER must be "SR" and the third position must be "-".
(A280)	8. ROUTE SIGNING equals 1,	SPECIAL JURISDICTION should not equal 1-5, 8-9.
(A290)	9. ROUTE SIGNING equals 1,	RELATION TO JUNCTION should not equal 02-04, 06.
(A291)	10. RELATION TO JUNCTION equals 07, 14,	ROUTE SIGNING should not equal 5-6.

	IF	THEN
(A300)	11. ROUTE SIGNING equals 1,	TRAFFICWAY FLOW should not equal 1, 4.
(A310)	12. ROUTE SIGNING equals 1,	NUMBER OF TRAVEL LANES should not equal 1.
(A320)	13. ROUTE SIGNING equals 1,	SPEED LIMIT should not equal 05-40.
(A330)	14. ROUTE SIGNING equals 1-2,	ROADWAY SURFACE TYPE should not equal 3-5, 8.
(A340)	15. ROUTE SIGNING equals 1, and RELATION TO JUNCTION equals 01,	TRAFFIC CONTROL DEVICE should equal 00.
(A350)	16. ROUTE SIGNING equals 1,	FIRST HARMFUL EVENT should not equal 10.
(A360)	17. RELATION TO JUNCTION equals 07, 14,	ROUTE SIGNING should not equal 4.
(A700)	18. SPEED LIMIT is greater than 65,	ROUTE SIGNING should equal 1-3.
(A820)	19. FIRST HARMFUL EVENT equals 46,	ROUTE SIGNING should not equal 1.
(A840)	20. ROUTE SIGNING equals 7,	ROADWAY FUNCTION CLASS should equal 01-02, 11-13.
(A850)	21. ROADWAY FUNCTION CLASS equals 02, 12, and ROUTE SIGNING equals 2,	NATIONAL HIGHWAY SYSTEM should equal 1.
(A920)	22. NATIONAL HIGHWAY SYSTEM equals 0, 9,	ROADWAY FUNCTION CLASS should not equal 02, 12, and ROUTE SIGNING should not equal 2.

TRAFFICWAY IDENTIFIER

Format: 20 alphanumeric

Element Values:

Blanks

Actual Posted Number, Assigned Number, or Common Name (if no posted or assigned number) except:

99999999999999999999 Unknown

Remarks:

Before coding this element, be certain of which trafficway is to be coded. If there is any question, refer to the remarks section of A11-Roadway Function Class for a hierarchy for selecting the appropriate trafficway to be coded. Code ALL highway elements with regard to this same trafficway.

Enter all alphabetic characters with CAPITAL LETTERS. If less than 20 characters, left-justify and do not zero-fill.

Obtained from the State Highway Department, or if same as that used by the State Highway Department, from the police accident report.

If ROUTE SIGNING is 1 (Interstate), you must enter "I-" in the first two spaces of TRAFFICWAY IDENTIFIER

If ROUTE SIGNING is 2 (US Highway), you must enter "US-" in the first three spaces of TRAFFICWAY IDENTIFIER

If ROUTE SIGNING is 3 (State Highway), you must enter "SR-" in the first three spaces of TRAFFICWAY IDENTIFIER

If Route Signing is other than "1, 2 or 3," enter only the route name or identifier (and left-justify). (Example: County Route 10 would be just "10," and "Front Street" would be "Front Street." (See FARShelf for common street abbreviations.)

Immediately after the route designation (I-, US- or SR-), you should enter the corresponding highway number. For example, Interstate 70 should be coded as "I-70" and US 66 should be coded as "US-66." You must use a dash in the highway designation between the capital letters and the number.

If one trafficway is both, a State Highway and an Interstate Highway, ROUTE SIGNING must always be coded “1-Interstate.” You should always try to obtain the route number and milepoint that correspond to the ROUTE SIGNING (Interstate).

(a) If the TRAFFICWAY IDENTIFIER and MILEPOINT are available for only the State Highway then code ROUTE SIGNING as “1-Interstate,” enter “I-” in the first two spaces of TRAFFICWAY IDENTIFIER followed by the full State Highway Identifier as normal (including any letters.) Code the State Highway MILEPOINT.

e.g.; If California business loop (CA215) is also Interstate 15, then code “I-SR215” or “I-CA215.”

(b) If the TRAFFICWAY IDENTIFIER and MILEPOINT are available for both the State Highway and the Interstate Highway, enter “I-” in the first two spaces of TRAFFICWAY IDENTIFIER followed by the Interstate number. You may then also enter the State Highway Identifier anywhere after the Interstate route number. Code the Interstate MILEPOINT.

E.g.; “I-15” (SR215) or “I-15” (CA215)

Similarly, if a State Highway is also a US Highway, ROUTE SIGNING must always be coded “2-US Highway.” You should always try to obtain the route number and milepoint that correspond to the ROUTE SIGNING (US Highway).

(a) If the TRAFFICWAY IDENTIFIER and MILEPOINT are available only for the State Highway, then code ROUTE SIGNING as “2-US Highway,” enter “US-” in the first three spaces of TRAFFICWAY IDENTIFIER followed by the full State Highway Identifier as normal (including any letters). Code the State Highway MILEPOINT.

E.g.; If Florida Route 25 is also US Route 27, then code “US-SR25” or “US-FL25.”

(b) If the TRAFFICWAY IDENTIFIER and MILEPOINT are available for both the US Highway and the State Highway, enter “US-” in the first three spaces of TRAFFICWAY IDENTIFIER followed by the US route number. You may then also enter the State Highway Identifier anywhere after the US route number. Code the US Route MILEPOINT.

E.g.; “US-27” (SR25) or “US-27” (FL25).

Consistency Checks:

	IF	THEN
(340P)	1. ROUTE SIGNING equals 1,	the first position of TRAFFICWAY IDENTIFIER must be “I” and the second position must be “-”.

	IF	THEN
(350P)	2. ROUTE SIGNING equals 2,	the first two positions of TRAFFICWAY IDENTIFIER must be "US" and the third position must be "-".
(360P)	3. ROUTE SIGNING equals 3,	the first two positions of TRAFFICWAY IDENTIFIER must be "SR" and the third position must be "-".

MILEPOINT

Format: 5 alphanumeric

Element Values:

Blanks	
00000	None
Actual to Nearest .1 mile (Assumed decimal, e.g., 12345=1234.5)	
99999	Unknown

Remarks:

Refer to the remarks section under Roadway Function Class (A11) for the hierarchy of selecting the trafficway to be coded.

Code the milepoint for the respective Trafficway Identifier (A13).

Obtained from the police accident report or from the State Highway Department.

Code the actual milepoint to the nearest .1 mile with decimal assumed. Right-justify to assumed decimal place if less than 5 digits. For example, if milepoint is 10, you must code "00100."

OTHER EXAMPLES:

Milepoint	You Must Code
39.89	00399
404	04040
73.1	00731

If the Highway Performance Monitoring System (HPMS) number is known, code it on Accident Level "Additional State Information" and also code the Trafficway Identifier (A13) and the Milepoint (A14) according to the above guidelines.

GLOBAL POSITION

Format: 8 numeric, 10 numeric

Element Values:

Latitude: dd mm ss.ss (Degrees/Minutes/Seconds)

Where <u>dd</u> are Degrees:	blank	Actual Value
	17-71	Not Available
	88	Unknown
	99	
Where <u>mm</u> are Minutes:	blank	Actual Value
	00-59	Not Available
	88	Unknown
	99	
Where <u>ss.ss</u> are Seconds:	blank	Actual Values
	00.00-59.99	Not Available
	88.88	Unknown
	99.99	

For "Unknown" code ALL 99 99 99.99

For "Not Available" code 88 88 88.88

Longitude: ddd mm ss.ss (Degrees/Minutes/Seconds)

Where <u>ddd</u> are Degrees:	blank	Actual Value
	065-178	Not Available
	888	Unknown
	999	
Where <u>mm</u> are Minutes:	blank	Actual Value
	00-59	Not Available
	88	Unknown
	99	
Where <u>ss.ss</u> are Seconds:	blank	Actual Value
	00.00-59.99	Not Available
	88.88	Unknown
	99.99	

For "Unknown" code ALL 999 99 99.99

For "Not Available" code 888 88 88.88

Remarks:

“Global Position” refers to the geographic location of the accident. It is expressed in Degrees, Minutes and Seconds of Latitude; and Degrees, Minutes and Seconds of Longitude:

Latitude: dd mm ss.ss (Degrees/Minutes/Seconds)
 Longitude: ddd mm ss.ss (Degrees/Minutes/Seconds)

In some instances your source documents may display Longitude as a negative (-) number. You may disregard the minus (-) sign.

The state PAR may include the geographic location in a format compatible with this element, or the State Highway Department may be able to provide it from a state Geographic Information System (GIS) or Global Positioning System (GPS).

If data is not available, code all 8’s. For example, if you are in a state that does not collect or record geographic location coordinates, the data is not available.

If data is unknown, code all 9’s. For example, if you are in a state that does record geographic location coordinates, but you don’t have those coordinates, the data is unknown.

Code the complete valid Latitude and Longitude, if available, if not blank and if not unknown. You must code valid Latitude or Longitude minutes and seconds when coding a valid value for Latitude or Longitude degrees. (For example, Latitude- 38 99 99.99 is invalid.)

Right-Justify Degrees and Minutes:

Note that Longitude Degrees can be up to three digits. Code Degrees less than three digits in the right-most positions and “0’s” to the left. Code Latitude or Longitude Minutes less than two digits in the right-most position with “0s” to the left. Examples: Longitude “77 degrees - 7 minutes - no seconds” is coded 077 07 00.00; Longitude “80 degrees - no minutes - no seconds” is coded 080 00 00.00; Latitude “30 degrees - one minute - 30 seconds” is coded 30 01 30.00.

Latitude and Longitude Seconds:

Code the value of Latitude or Longitude Seconds to two significant places after the decimal. If the Latitude or Longitude Seconds precision is less than two decimal positions, enter “0s” in the right-most positions of Seconds. Always right-justify any data before the decimal point with added “0’s” to the left (e.g., 5.1 seconds is 05.10 with no spaces before the decimal point).

Consistency Checks:

	IF	THEN
(G01P)	1. STATE is ____ and GLOBAL POSITION-LATITUDE (degrees) is not equal to 88, 99 or blank,	LATITUDE (degrees) must be equal to or greater than (<u>1d</u>), and LATITUDE (degrees) must not be greater than (<u>2d</u>).
(G02P)	2. STATE is ____ and GLOBAL POSITION-LATITUDE (degrees) equals (<u>1d</u>),	LATITUDE (minutes) must be equal to, or greater than (<u>1s</u>).
(G03P)	3. STATE is ____ and GLOBAL POSITION-LATITUDE (degrees) equals (<u>2d</u>),	LATITUDE (minutes) must not be greater than (<u>2s</u>).
(G04P)	4. STATE is ____ and GLOBAL POSITION-LONGITUDE (degrees) is not equal to 888, 999 or blank,	LONGITUDE (degrees) must be equal to, or greater than (<u>3d</u>) and LONGITUDE (degrees) must not be greater than (<u>4d</u>).
(G05P)	5. STATE is ____ and GLOBAL POSITION-LONGITUDE (degrees) equals (<u>3d</u>),	LONGITUDE (minutes) must be equal to, or greater than (<u>3s</u>).
(G06P)	6. STATE is ____ and GLOBAL POSITION -LONGITUDE (degrees) equals (<u>4d</u>),	LONGITUDE (minutes) must not be greater than (<u>4s</u>).
(G07P)	7. any part of GLOBAL POSITION- LATITUDE (degrees, minutes or seconds) is all 8's,	all parts of LATITUDE must be all 8's.
(G08P)	8. any part of GLOBAL POSITION- LONGITUDE (degrees, minutes or seconds) is all 8's,	all parts of LONGITUDE must be all 8's.
(G09P)	9. any part of GLOBAL POSITION- LATITUDE (degrees, minutes or seconds) is all 9's,	all parts of LATITUDE must be all 9's.

	IF	THEN
(G10P)	10. any part of GLOBAL POSITION- LONGITUDE (degrees, minutes or seconds) is all 9's,	all parts of LONGITUDE must be all 9's.
(G11P)	11. any part of GLOBAL POSITION- LATITUDE (degrees, minutes or seconds) is blank,	all parts of LATITUDE must be blank.
(G12P)	12. any part of GLOBAL POSITION- LONGITUDE (degrees, minutes or seconds) is blank,	all parts of LONGITUDE must be blank.

SPECIAL JURISDICTION

Format: 1 numeric

Element Values:

Blank	
0	No Special Jurisdiction
1	National Park Service
2	Military
3	Indian Reservation
4	College/University Campus*
5	Other Federal Properties*
8	Other
9	Unknown

Remarks:

Road must be under the regulation of SPECIAL JURISDICTION, although it may be patrolled by state, county, or local police forces.

There is a difference between a National Park and National Forest. Only areas described as National Parks should be coded "1." State parks should be coded "8 - Other."

State highways running through Indian Reservations must be coded "3."

*** These values are unlikely occurrences and will raise an error flag.**

Consistency Checks:

	IF	THEN
(A180) 1.	ROADWAY FUNCTION CLASS equals 01, 11,	SPECIAL JURISDICTION should not equal 1-5, 8-9.
(A190) 2.	ROADWAY FUNCTION CLASS equals 12,	SPECIAL JURISDICTION should not equal 4.
(A280) 3.	ROUTE SIGNING equals 1,	SPECIAL JURISDICTION should not equal 1-5, 8-9.

Special Processing Rule:

(U010) 1. UNLIKELY: SPECIAL JURISDICTION equals to 4-5.

FIRST HARMFUL EVENT

Format: 2 numeric

| Must be coded for an original submission

Element Values:

Non-Collision

- | | | |
|--|----|--|
| | 01 | Overturn |
| | 02 | Fire/Explosion* |
| | 03 | Immersion |
| | 04 | Gas Inhalation* |
| | 05 | Fell/Jumped from Vehicle |
| | 06 | Injured in Vehicle* |
| | 07 | Other Non-Collision |
| | 16 | Thrown or Falling Object |
| | 44 | Pavement Surface Irregularity (Pothole, Grooved, Grates) |
| | 47 | Vehicle Occupant Struck or Run Over by Own Vehicle |

Collision with Object Not Fixed

- | | | |
|--|----|---|
| | 08 | Pedestrian |
| | 09 | Pedal Cycle |
| | 10 | Railway Train |
| | 11 | Animal |
| | 12 | Motor Vehicle in Transport |
| | 13 | Motor Vehicle in Transport in Other Roadway |
| | 14 | Parked Motor Vehicle |
| | 15 | Other Type Non-Motorist |
| | 45 | Transport device used as equipment |
| | 49 | Ridden Animal or Animal-Drawn Conveyance |
| | 18 | Other Object (not fixed) |

***These values are unlikely occurrences and will raise an error flag.**

Collision with Fixed Object

- 17 Boulder
- 19 Building
- 20 Impact Attenuator/Crash Cushion*
- 21 Bridge Pier on Abutment
- 22 Bridge Parapet End
- 23 Bridge Rail
- 24 Guardrail
- 25 Concrete Traffic Barrier
- 26 Other Longitudinal Barrier Type
- 27 Highway/Traffic Sign Post/Sign
- 28 Overhead Sign Support/Sign
- 29 Luminaire/Light Support
- 30 Utility Pole
- 31 Other Post, Other Pole, or Other Supports
- 32 Culvert
- 33 Curb
- 34 Ditch
- 35 Embankment – Earth
- 36 Embankment – Rock, Stone, or Concrete
- 37 Embankment – Material Type Unknown
- 38 Fence
- 39 Wall
- 40 Fire Hydrant
- 41 Shrubbery
- 42 Tree
- 43 Other Fixed Object
- 46 Traffic Signal Support/Signal
- 48 Snow Bank

- 99 Unknown

Remarks:

Definition: The first property damage (including to vehicles) or injury-producing event.

In accidents involving harmful events caused by objects set-in-motion by a Motor Vehicle in Transport, remember that a vehicle's load is considered part of the vehicle. For example, if cargo falls from a truck (in transport) and strikes another vehicle in transport, this is treated as a two-vehicle accident. Therefore, the proper First Harmful Event code is "12 -Motor Vehicle in Transport." Remember when this happens to use the Special Circumstances code in RELATED FACTORS-ACCIDENT LEVEL-A39 (code "14") and RELATED FACTORS-VEHICLE LEVEL-V34 (code "34").

Code 01 (Overturn) is used when a vehicle rotates 90° or more, side-to-side or end-to-end, producing the first damage or injury. For motorcycles, laying the motorcycle down on its side is sufficient to code overturn if damage or injury is produced.

Code 04 (Gas Inhalation) includes injury or death from carbon monoxide fumes leaking from a motor vehicle in transport.

Code 05 (Fell from Vehicle) is used when falling or jumping (not suicide) from the vehicle is the first event causing damage or injury. For example, a passenger of a motor vehicle in transport leans against the car door, it opens and the passenger falls out and is injured by the fall.



Code 06 (Injured in Vehicle). *Use where an occupant is injured during an unstabilized situation without a collision. Examples: a pick-up truck stops short and its load crashes through passenger compartment injuring or killing driver; or a part of the engine comes loose and bounces back into its own vehicle.*



Code 07 (Other Non-Collision). *As an example, driving off a cliff where damage is not the result of an overturn or collision with an object (see Related Factor-Vehicle Level code “38 – Airborne”).*

Code 11 (Animal) is used for collisions with animals (domesticated or wild) that are not themselves being used as transportation or to draw a wagon, cart or other transport device (see ANSI D16.1). See code “49” for ridden animals and animals drawing transport devices.

Code 12 (Motor Vehicle in Transport). Also use this code for cases in which a vehicle strikes a vehicle working as equipment (not a motor vehicle in transport) and sets a portion or former occupant of the working vehicle into another motor vehicle in transport.

Code 13 (Motor Vehicle in Transport in Other Roadway) differs from Code “12” in that it applies to events where a vehicle leaves one roadway and enters a different roadway, having a collision with a motor vehicle in transport in a different roadway. Example: one vehicle travels across the median of a divided highway, enters oncoming traffic and is struck; or, when a vehicle traveling on an overpass, leaves the trafficway and strikes or is struck by vehicle traveling on a trafficway below.

Code “13” should not be used in an at intersection accident (where the First Harmful Event occurs in the intersection).

Code 14 (Parked Motor Vehicle) refers to the collision of a motor vehicle in transport with a motor vehicle not in transport. Parked motor vehicle includes vehicles parked outside the roadway and those parked in the roadway in lanes not designated for travel at the time of accident. (Do not include Vehicle/Driver Level information for the parked vehicle. Do include Person Level information if there were occupants in the vehicle). Occupants of parked motor vehicles are coded “Non-motorists.”

Code 15 (Other Non-Motorist) wheelchair occupant, skateboarders, human propelled sled riders, as an example.

Code 16 (Thrown or Falling Object) is a non-collision event and, unless there is another collision during the accident, IMPACT POINTS (V20) for the vehicle involved must be coded "00." *Examples: Falling tree/rock, dropping/throwing something off bridge, throwing a snowball. However, it does not have to come from above. Excludes Cataclysms.*



Code 17 (Boulder) is a rock of sufficient mass that when struck by a motor vehicle moves very little and remains basically intact. It may be considered as a fixed object.

Code 18 (Other Object, Not Fixed) e.g., fallen tree, *already laying in roadway*; construction cones or *barrels* on road (temporary).

See Code "45" for transport devices used as equipment (i.e., cherry picker at work, paint striper at work, etc.).



Code 20 (Impact Attenuator) is a device for controlling the absorption of energy released during vehicle collision ("crash cushions"). Its most common application involves the protection of fixed roadside objects such as bridge piers, elevated gores at exit ramps, etc. Examples include barrels filled with water or sand, and plastic collapsible structures.

Code 21, (Bridge Pier or Abutment) refers to support structures; most likely to be struck by vehicles passing under bridges (see code "43-Other Fixed Object" for vehicles striking the bottom of a bridge while traveling on a trafficway underneath it). If the vehicle first strikes a concrete barrier protecting a bridge pier or abutment, use code "25-Concrete Traffic Barrier."

Bridge Pier - a square or round column of stone, concrete, brick, steel or wood for supporting a bridge between abutments.

Bridge Abutment - wall supporting the ends of a bridge generally retaining or supporting the embankment under bridge ends and composed of stone, concrete, brick or wood. (Includes wing-walls.)

Code 22 (Bridge Parapet End) and code "23" (Bridge Rail) are components of the upper portion of bridges.

Code 22 (Bridge Parapet End) the end of a low wall which runs along the outer most edge of the roadway or sidewalk on the bridge and usually composed of brick, stone, or concrete. Balustrade is often used synonymously with parapet.

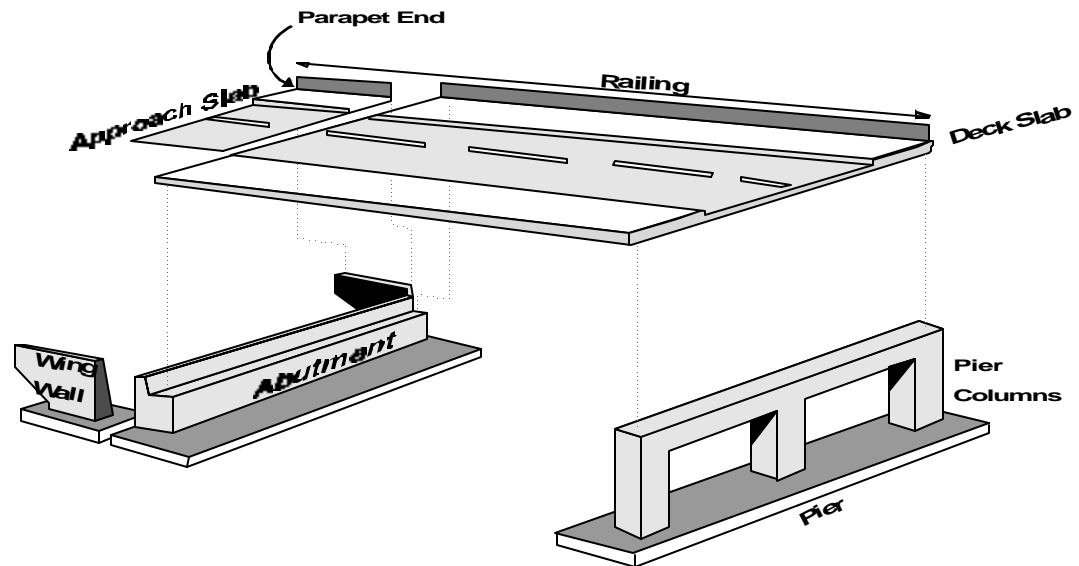
Code 23 (Bridge Rail) a wooden, brick, stone, concrete or metal fence-like wall which runs along the outermost edge of the roadway or sidewalk on the bridge or a rail constructed along the top of a parapet.

a) Bridges do not need to support another roadway. It may be an overpass for a train or even for a viaduct (water conduit).

b) See bridge components diagram on next page for bridge codes "21, 22 and 23."

- c) Barriers as in codes “24, 25 and 26” refer to a physical structure such as a guardrail, a concrete safety barrier or a rock wall which has the primary function of preventing cross-median travel by deflecting and redirecting vehicles along the roadway on which they were traveling. Therefore, trees, curbing, rumble strips and drain depressions are not barriers.

BRIDGE COMPONENTS



Code 24 (Guardrail) is a low barrier running along the edge of a road shoulder either on the right or the left and which has the primary longitudinal structure composed of metal (plates, cable, mesh, box beam, etc.).

A guardrail is differentiated from Code “25-Concrete Traffic Barrier” by the material making up the greatest part of the longitudinal portion of the structure. In the case of guardrails, this is metal whereas in concrete barriers this is concrete (including concrete rails).

Code 25 (Concrete Traffic Barrier). Refers to the longitudinal traffic barriers constructed of concrete and located on the outside of the road surface, in a median, or in gore areas. This includes all temporary concrete barriers regardless of location (i.e., temporary Jersey Barrier on a bridge being used to control traffic during bridge repair/construction). Concrete walls (vertical side surfaces) do not apply here, see code “39-Wall.”

When a vehicle is traveling under a bridge and strikes a concrete barrier used to protect the bridge pier or abutment, use code “25.”

Code 26 (Other Longitudinal Barriers) is used for all other barriers such as wood or rock and unknown barrier composition types.



Code 27 (Highway/Traffic Sign Post/Sign) is used when the post supporting a traffic sign, or the sign itself, is hit by a motor vehicle in transport. *Includes mile markers.* (See Code “46” for traffic signal supports.)

Code 28 (Overhead Sign Support/Sign) is used when the sign supported is above the highway. The difference between codes “27” and “28” is the location of the sign (overhead or the side of the road).



Code 29 (Luminarie/Light Support) *refers to supports for highway lighting systems, not including other private lighting systems (e.g., parking lot lights). Support does not include other fixed objects to which lighting is affixed (e.g., telephone poles).*

Code 30 (Utility Pole) Electrical, Telephone, Cable & other utility pole-type supports.



Code 31 (Other Post, Other Pole, or Other Supports) *is used for posts other than highway signs. (E.g., reflectors on poles along side of roadway, mailbox posts, parking meters, flag poles, etc.)*

Code 32 (Culvert) is any structure entirely under the roadway (driveway or entranceway) and less than 20 feet in span measured along the center line of the roadway.

Code 33 (Curb) a concrete or asphalt structure up to 12 inches in height which borders the roadway. It provides drainage control and pavement edge delineation. The face of the curb may be sloped or vertical. Be careful that the PAR provides some indication that damage has occurred when a vehicle strikes a curb.

Codes 35-37 (Embankments) are raised structures to hold back water, to carry a roadway, or the result of excavation or washout (including erosion) that may be faced with earth (Code “35”) or rock (**sometimes called a berm**), stone or concrete (code “36”). An embankment can usually be differentiated from a wall by its incline, whereas a wall is usually vertical. However, there are exceptions; such as a retaining wall which may be inclined or a vertical embankment caused by a natural event such as a washout.

In accidents involving a field approach or crossing, if in doubt about when to use codes “32, 34” (Culvert/Ditch) or codes “35-37” (Embankment), use this criteria:

- a) Use code “32, 34” if the driver would not have been able to recover from the ditch even if there had been no field approach (crossing).
- b) Use code “35, 36, 37” if the driver would have been able to recover from the ditch, but struck the field approach (crossing) prior to doing so.
- c) Use code “35, 36, 37” if it is not known whether or not the driver could be recovered from the ditch and a field approach (crossing) is involved.

Code 38 (Fence) includes the fence posts. A fence can be made of wood, chain link, stone, etc. (not shrub hedges serving as containment for property).

Code 39 (Wall) is a primarily vertical (+ 15° from vertical) structure composed of concrete, metal, timber, or stone which is not part of a building or a fence but typically is used for retaining earth, abating noise, and separating areas but not for containment as in the primary function of a fence). Also not included as walls are wing-walls, which are attached to ends of bridge abutments and extend back at an angle from the roadway. Wing-walls should be coded as code “21.”

Code 43 (Other Fixed Object) This is used when the object is fixed (considered a permanent structure) and is not described by any of the other fixed object codes. Includes striking the bottom of a bridge while traveling on a trafficway underneath it. *Includes utility wires and “guy” wires attached to utility poles.*

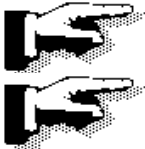
Code 45 (Transport Device used as Equipment) *includes cherry picker at work, paint stripper stripping road, tractor mowing grass on trafficway, snow plow plowing snow, etc.*

Code 47 (Vehicle Occupant Struck or Run Over by Own Vehicle) Use when occupant falls or comes out of vehicle and is struck or run over by that vehicle. Does not apply to occupants ejected during overturns.

Code 48 (Snow Bank) Used when snow fall and/or road plowing creates essentially fixed barriers of snow/ice which are not snow-covered earth or rock embankments.

Code 49 (Ridden Animal or Animal-Drawn Conveyances) is used for collisions with animals being used as transportation. This includes ridden animals and animals (or teams of animals) drawing a transport device (e.g., a horse drawing a sleigh, a team of horses drawing a stage coach, etc.)

Code 99 (Unknown) This is used when it is not known what the First Harmful Event is. For example, if a series of harmful events occurred, and it’s unclear which was first.



Consistency Checks:

	IF	THEN
(500F) 1.	FIRST HARMFUL EVENT equals 01-11, 14-49,	MANNER OF COLLISION must not equal 1-6, 9.
(510F) 2.	FIRST HARMFUL EVENT equals 12-13,	MANNER OF COLLISION must not equal 0.
(520F) 3.	FIRST HARMFUL EVENT equals 10,	TRAFFIC CONTROL DEVICE must not equal 01-09, 20-50, 98.
(580F) 4.	FIRST HARMFUL EVENT equals 14,	RELATION TO ROADWAY must not equal 01.

	IF	THEN
(670F) 5.	FIRST HARMFUL EVENT equals 12-13,	NUMBER OF VEHICLE FORMS SUBMITTED must be greater than 01.
(A110) 6.	FIRST HARMFUL EVENT equals 10,	ROADWAY FUNCTION CLASS should not equal 01, 11-12.
(A350) 7.	ROUTE SIGNING equals 1,	FIRST HARMFUL EVENT should not equal 10.
(A370) 8.	FIRST HARMFUL EVENT equals 99,	MANNER OF COLLISION should not equal 0-6.
(A380) 9.	FIRST HARMFUL EVENT equals 01-07, 16, 44, 47,	HIT-AND-RUN should not equal 1-3.
(A390) 10.	FIRST HARMFUL EVENT equals 19-43,	RELATION TO ROADWAY should not equal 01, 07, <i>11</i> .
(A400) 11.	FIRST HARMFUL EVENT equals 13,	RELATION TO JUNCTION should not equal 02-06, 10-13.
(A410) 12.	RELATION TO JUNCTION equals 07, 14,	FIRST HARMFUL EVENT should not equal 08-09, 14.
(A420) 13.	FIRST HARMFUL EVENT equals 10,	RELATION TO JUNCTION should equal 06.
(A770) 14.	FIRST HARMFUL EVENT equals 46,	TRAFFIC CONTROL DEVICE should equal 01-04.
(A780) 15.	FIRST HARMFUL EVENT equals 46,	TRAFFIC CONTROL DEVICE should not equal 00.
(A790) 16.	FIRST HARMFUL EVENT equals 46,	RELATION TO JUNCTION should not equal 01, 07, 14.
(A800) 17.	FIRST HARMFUL EVENT equals 46,	RELATION TO ROADWAY should not equal 01-02, 05, 07, <i>11</i> .
(A810) 18.	FIRST HARMFUL EVENT equals 46,	ROADWAY FUNCTION CLASS should not equal 01, 11.
(A820) 19.	FIRST HARMFUL EVENT equals 46,	ROUTE SIGNING should not equal 1.

	IF	THEN
(A830)	20. FIRST HARMFUL EVENT equals 46,	SPEED LIMIT should be less than 55.
(V750)	21. UNDERRIDE/OVERRIDE equals 1-3,	FIRST HARMFUL EVENT or MOST HARMFUL EVENT (for this vehicle) should equal 12-13.
(V760)	22. UNDERRIDE/OVERRIDE equals 4-6,	FIRST HARMFUL EVENT or MOST HARMFUL EVENT (for this vehicle) should equal 14, 45.
(V770)	23. UNDERRIDE/OVERRIDE equals 7,	FIRST HARMFUL EVENT or MOST HARMFUL EVENT (for this vehicle) should equal 12-13.
(V780)	24. UNDERRIDE/OVERRIDE equals 8,	FIRST HARMFUL EVENT or MOST HARMFUL EVENT (for this vehicle) should equal 14, 45.

Special Processing Rules:

	IF	THEN
(440F)	1. FIRST HARMFUL EVENT equals 08-09, 15, and RELATION TO ROADWAY equals 01,	there must be at least one Person Level form with NON-MOTORIST LOCATION equal to 01-04, 09-14, 19, 99.
(450F)	2. FIRST HARMFUL EVENT equals 08-09,15, and RELATION TO ROADWAY equals 07,	there must be at least one Person Level form with NON-MOTORIST LOCATION equal to 14.
(460F)	3. FIRST HARMFUL EVENT equals 08-09, 15, and RELATION TO ROADWAY equals 02,	there must be at least one Person Level form with NON-MOTORIST LOCATION equal to 05, 15.
(470F)	4. FIRST HARMFUL EVENT equals 08-09, 15 and RELATION TO ROADWAY equals 03, 08, 10-11,	there must be at least one Person Level form with NON-MOTORIST LOCATION equal to 05, 15, 18, 99.



	IF	THEN
(480F)	5. FIRST HARMFUL EVENT equals 08-09,15 and RELATION TO ROADWAY equals 04, 06,	there must be at least one Person Level form with NON-MOTORIST LOCATION equal to 05, 09, 16, 18-19, 99.
(490F)	6. FIRST HARMFUL EVENT equals 08-09, 15 and RELATION TO ROADWAY equals 05,	there must be at least one Person Level form with NON-MOTORIST LOCATION equal to 17.
(530F)	7. FIRST HARMFUL EVENT equals 08-09, 15, and RELATION TO ROADWAY equals 99,	there must be at least one Person Level form with NON-MOTORIST LOCATION equal to 09, 19, 99.
(540F)	8. FIRST HARMFUL EVENT equals 02,	at least one vehicle must have FIRE OCCURRENCE equal to 1, or blank.
(550F)	9. FIRST HARMFUL EVENT equals 08,	at least one person must have PERSON TYPE equal to 05.
(560F)	10. FIRST HARMFUL EVENT equals 09,	at least one person must have PERSON TYPE equal to 06-07.
(570F)	11. FIRST HARMFUL EVENT equals 05-06, 47,	at least one PERSON TYPE equal to 01-02, 09 must have INJURY SEVERITY equal to 1-5, or blank.
(590F)	12. FIRST HARMFUL EVENT equals 15,	at least one Person Level form must have a PERSON TYPE code of 03-04,08.
(5Y0F)	13. IF FIRST HARMFUL EVENT equals 08-09, 15,	NUMBER OF NON-MOTORISTS FORMS must not equal 00.
(7A0F)	14. FIRST HARMFUL EVENT equals 01,	ROLLOVER must equal 1 or blank for at least one vehicle, or BODY TYPE must equal 80-83, 88-89, or blank for at least one vehicle.

	IF	THEN
(A080)	15. DRIVER PRESENCE equals 2, FIRST HARMFUL EVENT equals 12 and NUMBER OF VEHICLE FORMS SUBMITTED equals 02,	one RELATED FACTORS- DRIVER LEVEL should equal 20.
(A100)	16. FIRST HARMFUL EVENT is not equal to 02, 04-05, 10, 16, 18,	there should be one vehicle with TRAVEL SPEED of 01-99, or blanks.
(FA0F)	17. FIRST HARMFUL EVENT equals blank, case status is flawed.	
(U020)	18. UNLIKELY: FIRST HARMFUL EVENT equals 02, 04, 06, 20.	

MANNER OF COLLISION

Format: 1 numeric

Element Values:

Blank	
0	Not Collision with Motor Vehicle in Transport
1	Rear-End
2	Head-On
3	Rear-to-Rear*
4	Angle
5	Sideswipe, same direction
6	Sideswipe, opposite direction
9	Unknown

Remarks:

Refers only to accidents in which the FIRST HARMFUL EVENT is a collision between two motor vehicles in transport (codes "12 and 13").

A head-on collision is one in which the front end of one vehicle collides with the front end of another vehicle, while the two vehicles are traveling in opposite directions. It also applies to those cases in which the direction of force was head-on immediately preceding the collision. For example, two vehicles are traveling in opposite directions. One vehicle slides into the path of the other, hitting it at an angle. Although the actual impact was not head-on, the important fact is that the direction of force was, and thus should be coded as a head-on collision.

Sideswipe, code "5 or 6," may be applied if the following are true for both vehicles involved in the First Harmful Event.

1. The initial engagement does not overlap the corner of either vehicle by more than four inches, so that there is no significant involvement of the front or rear surface areas.
2. There is no pocketing of the impact in the suspension areas. The impact then swipes along the surface of the vehicle parallel to the direction of travel.
3. There is low retardation of the force along the surface of the vehicle.
4. Again, these must be true for both vehicles involved in the collision

(with each other), which is the first harmful event.

5. For the sake of convention, end swipes are coded as angle (code "4").

If unclear if the collision was an angle or a sideswipe, code it as angle.

*** This value is an unlikely occurrence and will raise an error flag.**

Consistency Checks:

	IF	THEN
(500F) 1.	FIRST HARMFUL EVENT equals 01-11, 14-49,	MANNER OF COLLISION must not equal 1-6, 9.
(510F) 2.	FIRST HARMFUL EVENT equals 12-13,	MANNER OF COLLISION must not equal 0.
(A370) 3.	FIRST HARMFUL EVENT equals 99,	MANNER OF COLLISION should not equal 0-6.
(A430) 4.	MANNER OF COLLISION equals 2, and NUMBER OF VEHICLE FORMS SUBMITTED equals 02,	VEHICLE ROLE should equal 1.
(V450) 5.	NUMBER OF VEHICLE FORMS SUBMITTED equals 02, and VEHICLE ROLE of both vehicles equals 1,	MANNER OF COLLISION should equal 2.

Special Processing Rules:

	IF	THEN
(420P) 1.	MANNER OF COLLISION equals 5-6,	there must be at least two vehicle forms with IMPACT POINT-INITIAL equal to 01-05, 07-11, 99.
(U030) 2.	UNLIKELY: MANNER OF COLLISION equals 3.	

RELATION TO JUNCTION

Format: 2 numeric

Element Values:

Blanks

NON-INTERCHANGE

- 01 Non-Junction
- 02 Intersection
- 03 Intersection Related
- 04 Driveway, Alley Access, etc.
- 05 Entrance/Exit Ramp Related
- 06 Rail Grade Crossing
- 07 Crossover-Related
- 09 Unknown – Non-Interchange

INTERCHANGE AREA

- 10 Intersection
- 11 Intersection Related
- 12 Driveway Access
- 13 Entrance/Exit Ramp Related
- 14 Crossover-Related
- 15 Other location in Interchange
- 19 Unknown, Interchange Area
- 99 Unknown

Remarks:

This element refers to the location of the FIRST HARMFUL EVENT and not to the location of the commencement of unstabilized situation.

Refer to the following definitions in the current ANSI D16.1 Manual:

- 2.5.10 Intersection
- 2.5.11 Junction
- 2.7.5 Intersection-Related Accident

- 2.5.16 Interchange
- 2.5.9 Driveway Access
- 2.5.17 Ramp
- 2.5.19 Gore
- 2.7.7 Interchange Accident
- 3.8.3.3 Intersections or Interchanges
- 3.8.3.4 Ramps or Frontage Roads

Be sure to review all of the appropriate diagrams with these definitions.

Refer to the diagram of the interchange area on the next page.

The following table should help:

Location of First Harmful Event Within Interchanges	A19	A20	Code A21 through A30 with respect to:
a. anywhere along ramp, including off roadway	13	01, 02, 04, 06, 08	higher class trafficway
b. in intersection with surface street	10	01	higher class trafficway
c. at or approaching intersection with surface street	11	01	higher class trafficway

An entrance/exit ramp may exist outside an interchange area (i.e. rest area).

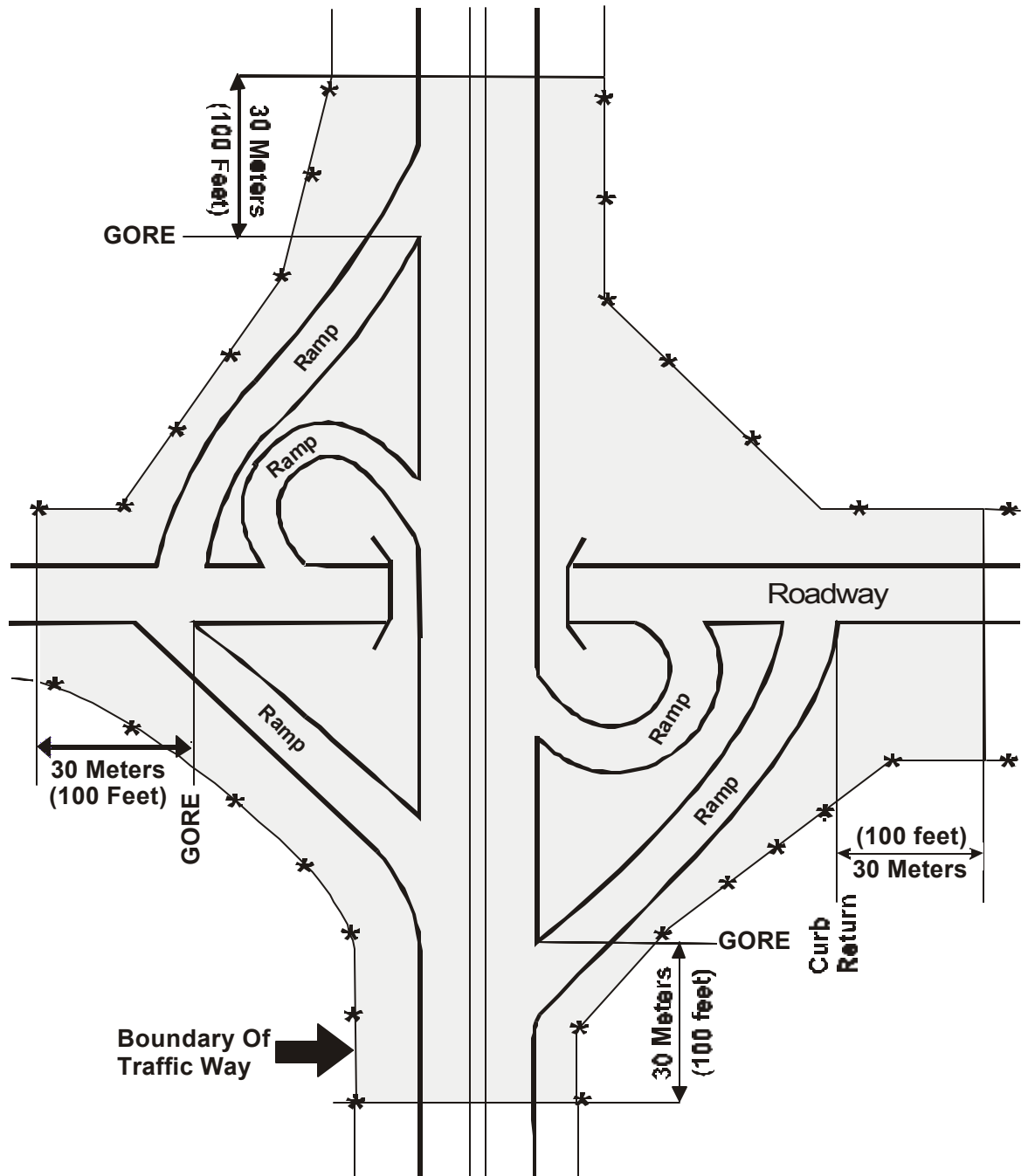
Codes “07” and “14” refers to a turn lane located in the median designated for crossing over from one roadway to another. This only applies to trafficways with separate roadways and a median. At least one vehicle has to be physically in the crossover and the accident has to be related to the use of the crossover.

Use code “15”- Other Location in Interchange, when the First Harmful Event occurs in an area other than those listed in codes “10 - 14.” This will include on-roadway locations within an interchange.

INTERCHANGE ACCIDENTS

Accidents which occur within the shaded area are interchange accidents

From ANSI D16.1 - 1966 (PG. 21)



Consistency Checks:

	IF	THEN
(1Y0P)	1. RELATION TO JUNCTION equals 06,	RAIL GRADE CROSSING IDENTIFIER must not equal 0000000.
(730P)	2. RELATION TO JUNCTION equals 07, 14,	RELATION TO ROADWAY must not equal 04-07, 99.
(740P)	3. RELATION TO JUNCTION equals 07, 14,	TRAFFICWAY FLOW must equal 2-3.
(750P)	4. RELATION TO JUNCTION equals 07, 14,	RAIL GRADE CROSSING IDENTIFIER must equal 0000000.
(770P)	5. RELATION TO ROADWAY equals 07,	RELATION TO JUNCTION must not equal 02, 05, 07, 10-19.
(780P)	6. RELATION TO ROADWAY equals 10,	RELATION TO JUNCTION must not equal 02, 04, 10, 12.
(A150)	7. ROADWAY FUNCTION CLASS equals 01, 11-12,	RELATION TO JUNCTION should not equal 02-04, 06.
(A200)	8. RELATION TO JUNCTION equals 07, 14,	ROADWAY FUNCTION CLASS should not equal 04-06, 16.
(A290)	9. ROUTE SIGNING equals 1,	RELATION TO JUNCTION should not equal 02-04, 06.
(A291)	10. RELATION TO JUNCTION equals 07, 14,	ROUTE SIGNING should not equal 5-6.
(A340)	11. ROUTE SIGNING equals 1, and RELATION TO JUNCTION equals 01,	TRAFFIC CONTROL DEVICE should equal 00.
(A360)	12. RELATION TO JUNCTION equals 07, 14,	ROUTE SIGNING should not equal 4.
(A400)	13. FIRST HARMFUL EVENT equals 13,	RELATION TO JUNCTION should not equal 02-06, 10-13.

	IF	THEN
(A410)	14. RELATION TO JUNCTION equals 07, 14,	FIRST HARMFUL EVENT should not equal 08-09, 14.
(A420)	15. FIRST HARMFUL EVENT equals 10,	RELATION TO JUNCTION should equal 06.
(A440)	16. RELATION TO JUNCTION equals 06,	TRAFFIC CONTROL DEVICE should equal 60-80.
(A450)	17. MOST HARMFUL EVENT equals 10,	RELATION TO JUNCTION should equal 06.
(A460)	18. MOST HARMFUL EVENT equals 13,	RELATION TO JUNCTION should not equal 02-06, 10-13.
(A610)	19. RELATION TO JUNCTION equals 05, 13,	TRAFFICWAY FLOW should not equal 4.
(A790)	20. FIRST HARMFUL EVENT equals 46,	RELATION TO JUNCTION should not equal 01, 07, 14.
(A890)	21. RELATION TO JUNCTION equals 01,	TRAFFIC CONTROL DEVICE should not equal 01-03.
(D530)	22. VIOLATIONS CHARGED equals 36,	RELATION TO JUNCTION should equal 06.

RELATION TO ROADWAY

Format: 2 numeric

Element Values:

Blanks

- 01 On Roadway
- 02 Shoulder
- 03 Median
- 04 Roadside
- 05 Outside Right-of-way
- 06 Off Roadway – Location Unknown
- 07 In Parking Lane
- 08 Gore
- 10 Separator
- 11 *Two-way Continuous Left-turn Lane***
- 99 Unknown



Remarks:

This element is coded as to the location of the First Harmful Event.

See ANSI D16.1 Manual for examples, inclusions and exclusions of Trafficway components.

On Roadway (code 01) - The Roadway is that part of a trafficway designed, improved and ordinarily used for motor vehicle travel or, where various classes of motor vehicles are segregated, that part of a trafficway used by a particular class. Separate roadways may be provided for northbound and southbound traffic or for trucks and automobiles. The roadway and any shoulder alongside the roadway together make up the road.

A Shoulder (code 02) is that part of a trafficway contiguous with the roadway for emergency use, for accommodation of stopped vehicles and for lateral support of the roadway structure. A vehicle stopped completely on the shoulder is considered a parked motor vehicle and is not counted as a vehicle in a FARS case.

A Median (code 03) is defined as that area of a divided trafficway between parallel roads separating the travelways for traffic in opposite directions. The principal functions of a median are to provide the desired freedom from interference of opposing traffic, to provide a recovery area for out-of-control vehicles, to provide a stopping area in case of emergencies, to provide for speed change and storage of left-turning and U-turning

vehicles, and to minimize headlight glare. Medians may be depressed, raised or flush. Flush medians can be as little as 4-feet wide between roadway edgelines. Painted roadway edgelines four (4) or more feet wide denote medians. Medians of lesser width must have a barrier to be considered a median. Continuous left-turn lanes are considered medians. Medians do not include “shoulders” and “separators.”

The Roadside (code 04) refers to a location off the roadway, but inside the right-of-way. It is the outermost part of the trafficway, which lay between the outer property line or other barrier and the edge of the first road encountered in the trafficway.

Off Roadway - Location Unknown (code 06) refers to a location off the roadway, but its relationship to the right-of-way is not known.

In Parking Lane (code 07) refers to a strip of road located on the roadway, or next to the roadway, on which parking is permitted. This includes curb-side and edge-of-roadway parking (for example, legal residential parking, city street parking, etc.). Sometimes a strip of roadway can be designated for parking at certain hours of the day (parking lane) and for regular travel at other hours (travel lane). This code should not be used during hours when parking is NOT permitted.

Gore (code 08) is an area of land where two roadways diverge or converge. The area is bounded on two sides by the edges of the roadways, which join at the point of divergence or convergence. The direction of traffic must be the same on both of these roadways. The area includes **SHOULDERS** or marked pavement if any, between the roadways. The third side is 60 meters (approximately 200 feet) from the point of divergence or convergence or, if any other road is within 70 meters (230 feet) of that point, a line 10 meters (33 feet) from the nearest edge of such road.

Gore Inclusions:

- Areas at rest area entry or exit ramps.
- Areas at truck weight station entry or exit ramps.
- Areas where two main roadways diverge or converge.
- Areas where a ramp and another roadway, or two ramps, diverge or converge.
- Areas where a frontage road and another roadway or two frontage roads, diverge or converge.
- And others.

Gore Exclusions:

- Islands for channelization of vehicle movements.
- Islands for pedestrian refuge.
- And others.

A Separator (code 10) is the area of a trafficway between parallel roads separating travel in the same direction or separating a frontage road from other roads (see Trafficway Diagram in this section). A Separator may be a physical barrier or a depressed, raised, flush or vegetated area between roads.



A Two-Way Continuous Left-Turn Lane (Code 11) is a special type of painted median for left-turning vehicles in both directions of travel. Vehicles stopped or in motion within a continuous left-turn lane are considered to be in transport, and should be included.

Consistency Checks:

	IF	THEN
	(250P) 1. RELATION TO ROADWAY equals 03, 11 ,	TRAFFICWAY FLOW must not equal 1, 4, 9.
	(280P) 2. RELATION TO ROADWAY equals 07,	ROUTE SIGNING must not equal 1.
	(580F) 3. FIRST HARMFUL EVENT equals 14,	RELATION TO ROADWAY must not equal 01.
	(730P) 4. RELATION TO JUNCTION equals 07, 14,	RELATION TO ROADWAY must not equal 04-07, 99.
	(760P) 5. RELATION TO ROADWAY equals 07,	ROADWAY FUNCTION CLASS must not equal 01, 11-12.
	(770P) 6. RELATION TO ROADWAY equals 07,	RELATION TO JUNCTION must not equal 02, 05, 07, 10-19.
	(780P) 7. RELATION TO ROADWAY equals 10,	RELATION TO JUNCTION must not equal 02, 04, 10, 12.
	(A390) 8. FIRST HARMFUL EVENT equals 19-43,	RELATION TO ROADWAY should not equal 01, 07, 11 .
	(A800) 9. FIRST HARMFUL EVENT equals 46,	RELATION TO ROADWAY should not equal 01-02, 05, 07, 11 .
	(A870) 10. RELATION TO ROADWAY equals 07,	NUMBER OF TRAVEL LANES should not equal 1.
	(A880) 11. RELATION TO ROADWAY equals 07,	TRAFFICWAY FLOW should not equal 2-3, 5.
	(A881) 12. RELATION TO ROADWAY equals 11,	TRAFFICWAY FLOW should equal 5.

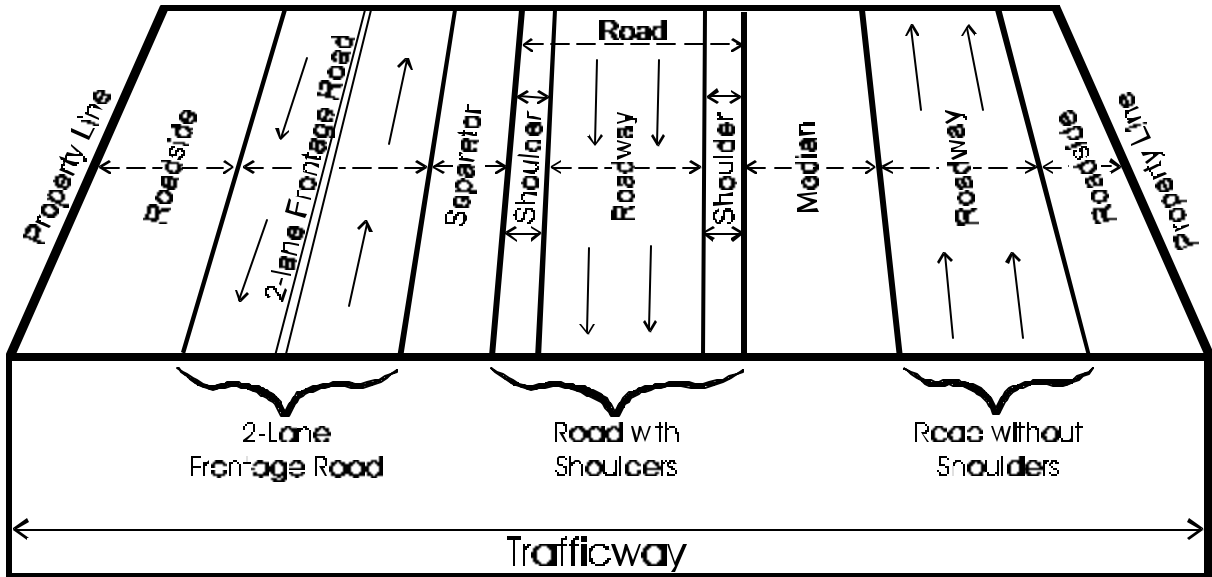
Special Processing Rules:

	IF	THEN
(440F) 1.	FIRST HARMFUL EVENT equals 08-09, 15, and RELATION TO ROADWAY equals 01,	there must be at least one Person Level form with NON-MOTORIST LOCATION equal to 01-04, 09-14, 19, 99.
(450F) 2.	FIRST HARMFUL EVENT equals 08, 09, 15, and RELATION TO ROADWAY equals 07,	there must be at least one Person Level form with NON-MOTORIST LOCATION equal to 14.
(460F) 3.	FIRST HARMFUL EVENT equals 08-09, 15, and RELATION TO ROADWAY equals 02,	there must be at least one Person Level form with NON-MOTORIST LOCATION equal to 05, 15.
(470F) 4.	FIRST HARMFUL EVENT equals 08-09, 15, and RELATION TO ROADWAY equals 03, 08, 10-11,	there must be at least one Person Level form with NON-MOTORIST LOCATION equal to 05, 15, 18, 99.
(480F) 5.	FIRST HARMFUL EVENT equals 08-09, 15, and RELATION TO ROADWAY equals 04, 06,	there must be at least one Person Level form with NON-MOTORIST LOCATION equal to 05, 09, 16, 18-19, 99.
(490F) 6.	FIRST HARMFUL EVENT equals 08-09, 15, and RELATION TO ROADWAY equals 05,	there must be at least one Person Level form with NON-MOTORIST LOCATION equal to 17.
(530F) 7.	FIRST HARMFUL EVENT equals 08-09, 15 and RELATION TO ROADWAY equals 99,	there must be at least one Person Level form with NON-MOTORIST LOCATION equal to 09, 19, 99.

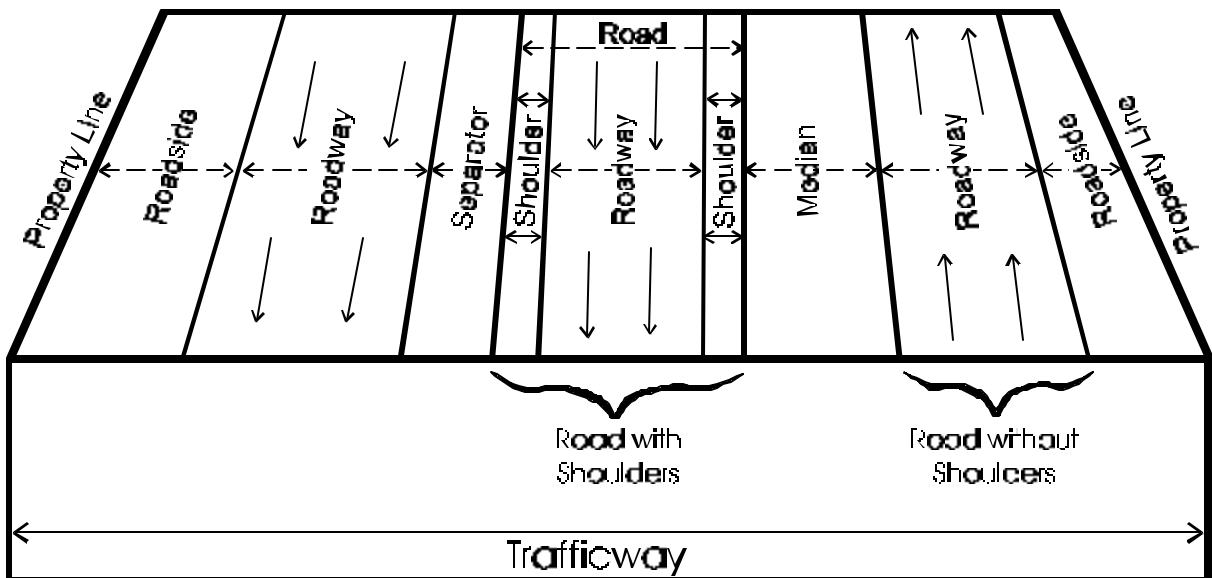


Trafficway
From ANSI D16.1 1996

TRAFFICWAY WITH FRONTAGE ROAD



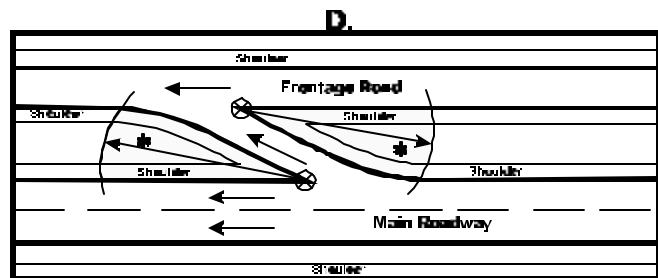
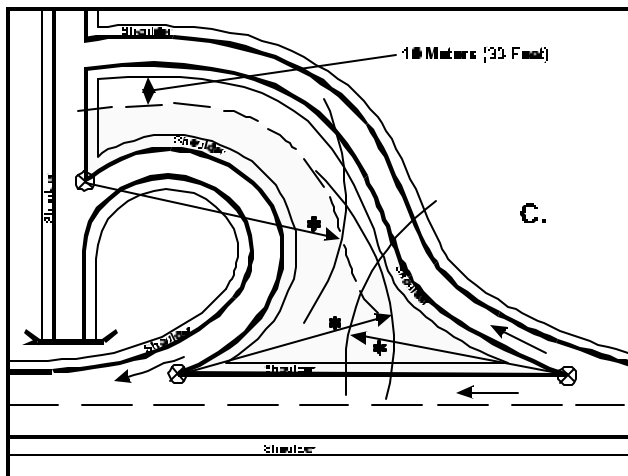
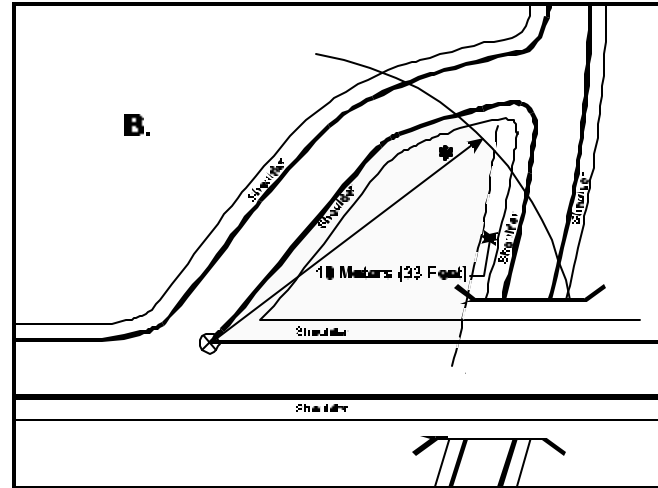
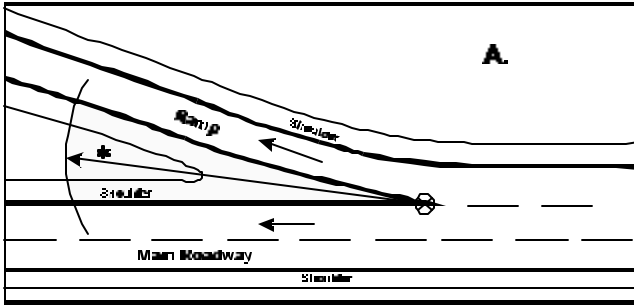
TRAFFICWAY WITH MULTIPLE ROADWAYS IN THE SAME DIRECTION



GORE (2.5.19)

☐ Gore

* Radius of 60 Meters
(About 200 Feet)



TRAFFICWAY FLOW

Format: 1 numeric

Element Values:



Blank

- 1 Not Physically Divided (Two-Way Trafficway)
- 2 Divided Highway, Median Strip (Without Traffic Barrier)
- 3 Divided Highway, Median Strip (With Traffic Barrier)
- 5 *Divided Highway, Median Strip (With Two-way Continuous Left-turn Lane)*
- 4 One-Way Trafficway
- 9 Unknown

Remarks:

This variable should be coded in accordance with the roadway selected as discussed in the remarks section under ROADWAY FUNCTION CLASS (A11).





A trafficway may include several roadways if it is a physically divided highway. Trafficways are not physically divided unless the divider is a median, barrier, or other constructed device. Pavement markings do qualify. Refer to the definition of a median under RELATION TO ROADWAY.

All traffic barriers are constructed on a median strip; therefore, if a traffic barrier exists on a divided highway, code "3" must be used. If it is not known whether or not a barrier exists, assume one does not and use code "2" (that is, if a median is known to exist).

Consistency Checks:



IF	THEN
(250P) 1. RELATION TO ROADWAY equals 03, <i>11</i> ,	TRAFFICWAY FLOW must not equal 1, 4, 9.
(740P) 2. RELATION TO JUNCTION equals 07, 14,	TRAFFICWAY FLOW must equal 2-3.
(A140) 3. ROADWAY FUNCTION CLASS equals 01, 11-12,	TRAFFICWAY FLOW should not equal 4, 9.
(A300) 4. ROUTE SIGNING equals 1,	TRAFFICWAY FLOW should not equal 1, 4.

	IF	THEN
	(A470) 5. TRAFFICWAY FLOW equals 2-3, 5,	NUMBER OF TRAVEL LANES should not equal 1.
	(A480) 6. TRAFFICWAY FLOW equals 1,	NUMBER OF TRAVEL LANES should not equal 1.
	(A490) 7. TRAFFICWAY FLOW equals 2-3, 5,	ROADWAY SURFACE TYPE should not equal 4-5, 8.
	(A610) 8. RELATION TO JUNCTION equals 05, 13,	TRAFFICWAY FLOW should not equal 4.
	(A720) 9. ROADWAY FUNCTION CLASS equals 01, 11-12, and NUMBER OF TRAVEL LANES equals 1, 3,	TRAFFICWAY FLOW should not equal 1.
	(A880) 10. RELATION TO ROADWAY equals 07,	TRAFFICWAY FLOW should not equal 2-3, 5.
	(A881) 11. <i>RELATION TO ROADWAY equals 11,</i>	<i>TRAFFICWAY FLOW should equal 5.</i>

NUMBER OF TRAVEL LANES

Format: 1 numeric

Element Values:

- Blank
- 1 One lane
- 2 Two lanes
- 3 Three lanes
- 4 Four lanes
- 5 Five lanes
- 6 Six lanes
- 7 Seven or more lanes
- 9 Unknown


Remarks:

Refer to the Remarks section under ROADWAY FUNCTION CLASS (A11).

A roadway (the travel lanes) is one part of a divided trafficway or, if undivided, the same as the travel lanes of the trafficway.

Only lanes open for travel should be counted. Turn lanes are therefore excluded.

Consistency Checks:

		IF	THEN
	(A130) 1.	ROADWAY FUNCTION CLASS equals 01-02, 11-13,	NUMBER OF TRAVEL LANES should not equal 1.
	(A310) 2.	ROUTE SIGNING equals 1,	NUMBER OF TRAVEL LANES should not equal 1.
	(A470) 3.	TRAFFICWAY FLOW equals 2-3, 5,	NUMBER OF TRAVEL LANES should not equal 1.
	(A480) 4.	TRAFFICWAY FLOW equals 1,	NUMBER OF TRAVEL LANES should not equal 1.
	(A500) 5.	NUMBER OF TRAVEL LANES equals 3-7,	ROADWAY SURFACE TYPE should not equal 4-5, 8.

	IF	THEN
(A720) 6.	ROADWAY FUNCTION CLASS equals 01, 11-12, and NUMBER OF TRAVEL LANES equals 1, 3,	TRAFFIC FLOW should not equal 1.
(A870) 7.	RELATION TO ROADWAY equals 07,	NUMBER OF TRAVEL LANES should not equal 1.

SPEED LIMIT

Format: 2 numeric

Element Values:

<p>Blanks Actual Posted or Statutory Miles Per Hour* Except: 00 No Statutory Limit 99 Unknown</p>
--

Remarks:

Refers to the highway speed limit that is operational at the time and place of the accident whether physically displayed or not.

Disregard advisory or other speed signs since they do not indicate the legal speed limit.

Acceptable speed limits are in 5 mph increments.

Accurate coding of SPEED LIMIT is extremely important. Do not rely solely on the Police Accident Report. Check with the State Highway Department as well.

Code 00 - No Statutory Limit - Use this code when there is no posted speed limit and no law that governs the maximum speed you can drive (dirt roads, private roads open to the public).

When coding SPEED LIMIT for roadways with two different speed limits (for north and south-bound lanes), use the speed limit for the direction of travel where the unstabilized situation begins.

When a roadway has a different speed limit for different types of vehicles, code SPEED LIMIT the speed limit that is applicable to passenger cars.

EXAMPLE:

A rural Interstate highway has a speed limit of 65 MPH for passenger cars, but the same road has a 55 MPH speed limit for heavy trucks/buses.

- Circumstance 1:** A single vehicle (passenger car) accident.
SPEED LIMIT A23 = 65 MPH
- Circumstance 2:** A single vehicle (Heavy truck/bus) accident.
SPEED LIMIT A23 = 65 MPH
- Circumstance 3:** A two-vehicle accident, (passenger car and heavy truck/bus) accident.
SPEED LIMIT A23 = 65 MPH

Logic:

Our statisticians feel that it would be more representative to code the SPEED LIMIT of the majority of the traffic, namely the passenger car. In addition, they feel that by identifying the car speed limit of 65 MPH, they can then determine the truck speed limit by reviewing the state's speed limit law. (The reverse is not necessarily true.)

When coding SPEED LIMIT on On-Off Ramps (i.e., when the First Harmful Event occurs on the ramp), consider the following:

- A. When a ramp has a posted Speed Limit - a regulatory (black on white) sign, not an advisory (black on yellow) one - the posted speed should be coded.
- B. When there is an advisory speed limit or no sign at all, you should:
1. Check with your State Highway Department to see if there is an implicit speed limit for all unmarked ramps. If there is, code speed limit.
 2. If there is not; code the speed limit of the controlled access highway.

*** Values less than 15 mph are unlikely occurrences and will raise an error flag.**

Consistency Checks:

	IF	THEN
(1T0P) 1.	SPEED LIMIT is greater than 55, and not equal to 99,	ROADWAY FUNCTION CLASS must not equal 15-16.
(A220) 2.	ROADWAY FUNCTION CLASS equals 01, 11,	SPEED LIMIT should not equal 05-40.
(A320) 3.	ROUTE SIGNING equals 1,	SPEED LIMIT should not equal 05-40.
(A700) 4.	SPEED LIMIT is greater THAN 65,	ROUTE SIGNING should equal 1-3.

	IF	THEN
(A830)	5. FIRST HARMFUL EVENT equals 46,	SPEED LIMIT should be less than 55.
(A900)	6. SPEED LIMIT equals 60, 65,	ROADWAY FUNCTION CLASS should not equal 05-06, 14-16.

ROADWAY ALIGNMENT

Format: 1 numeric

Element Values:

Blank
1 Straight
2 Curve
9 Unknown

Remarks:

Should be obtained from the accident report or the State Highway Department.

ROADWAY PROFILE

Format: 1 numeric

Element Values:

	Blank
1	Level
2	Grade
3	Hillcrest
4	Sag
9	Unknown

Remarks:

This element is coded in reference to the commencement of the unstabilized event.

Should be obtained from the accident report or the State Highway Department.

A dip on the road is not the same as a sag. A sag is a design feature whereas a dip is a flaw. The minimum length of a sag is 100 feet.

ROADWAY SURFACE TYPE

Format: 1 numeric

Element Values:

- Blank
- 1 Concrete
- 2 Blacktop, Bituminous, or Asphalt
- 3 Brick or Block
- 4 Slag, Gravel or Stone
- 5 Dirt
- 8 Other
- 9 Unknown

Remarks:

Should be obtained from the accident report or the State Highway Department.

If the PAR lists more than one type, choose the type with the lowest number. For example, if the PAR indicates Dirt/Gravel, then use code "4."

Consistency Checks:



	IF	THEN
(A160)	1. ROADWAY FUNCTION CLASS equals 01-02, 04, 11-13, 15,	ROADWAY SURFACE TYPE should not equal 3-5, 8.
(A170)	2. ROADWAY SURFACE TYPE equals 5,	ROADWAY FUNCTION CLASS should not equal 01-03, 11-15.
(A330)	3. ROUTE SIGNING equals 1-2,	ROADWAY SURFACE TYPE should not equal 3-5, 8.
(A490)	4. TRAFFICWAY FLOW equals 2-3 5,	ROADWAY SURFACE TYPE should not equal 4-5, 8.
(A500)	5. NUMBER OF TRAVEL LANES equals 3-7,	ROADWAY SURFACE TYPE should not equal 4-5, 8.

ROADWAY SURFACE CONDITION

Format: 1 numeric

Element Values:

- | | |
|-------|-----------------|
| Blank | |
| 1 | Dry |
| 2 | Wet |
| 3 | Snow or Slush |
| 4 | Ice |
| 5 | Sand, Dirt, Oil |
| 8 | Other |
| 9 | Unknown |

Remarks:

<p>Those conditions noted by the investigation officer. May be present without having contributed to the accident.</p>	
--	--

Consistency Checks:

	IF	THEN
(810P) 1.	any RELATED FACTORS- ACCIDENT LEVEL equals 05,	ROADWAY SURFACE CONDITION must not equal 1, 3-5, 8-9.
(A040) 2.	MONTH equals 05-09,	ROADWAY SURFACE CONDITION should not equal 3-4.
(A510) 3.	ATMOSPHERIC CONDITIONS equals 2-4, 6-7,	ROADWAY SURFACE CONDITION should not equal 1, 5, 8-9.

CONSTRUCTION/MAINTENANCE ZONE

Format: 1 numeric

Element Values:

Blank	
0	None
1	Construction
2	Maintenance
3	Utility
4	Work Zone, Type Unknown

Remarks:

To use codes “1-3,” the duration of the work must be considered. If the work is short-term (i.e., takes less than one period of daylight and is not performed during hours of darkness), use codes “2 or 3” as applicable. If the maintenance or utility work is long-term, code “1” must be used.

Code 0 - None. Use this code when it is reasonably certain that codes “1-4” do not apply.

Code 1 - Construction. This code indicates that the accident occurred in the vicinity of highway construction activity or within an area marked by signs, barricades or other devices as a highway construction zone. Highway construction includes construction of appurtenances such as guardrails or ditches, surveying activity, installation of utilities within the right-of-way, etc. The use of this code does not imply that the accident was caused by the construction activity or zone.

Code 2 - Maintenance. This code indicates that the accident occurred in the vicinity of highway maintenance activity or within an area marked by signs, barricades or other devices as a highway maintenance zone. Highway maintenance includes pavement marking, painting guardrail, cleaning ditches, mowing grass, etc.

Code 3-Utility. This code indicates that the accident occurred in the vicinity of utility work such as electrical work within the right-of-way. The utility company must perform the work.

Code 4 - Work Zone, Type Unknown. Use this code when there is insufficient information to distinguish between construction, maintenance and utility.

TRAFFIC CONTROL DEVICE

Format: 2 numeric

Element Values:

Blanks
00 No Controls

Not At Railroad Grade Crossing

Highway Traffic Signals

- 01 Traffic control signal (on colors) without pedestrian signal
- 02 Traffic control (on colors) with pedestrian signal
- 03 Traffic control signal (on colors) not known whether or not pedestrian signal
- 04 Flashing traffic control signal
- 05 Flashing beacon
- 06 Flashing highway traffic signal, type unknown or other than traffic control or beacon
- 07 Lane use control signal
- 08 Other highway traffic signal
- 09 Unknown highway traffic signal

Regulatory Signs

- 20 Stop Sign
- 21 Yield Sign
- 28 Other regulatory sign
- 29 Unknown type regulatory sign

School Zone Signs

- 30 School speed limit sign
- 31 School advance or crossing sign
- 38 Other school related sign
- 39 Unknown type school zone sign

Warning Signs

- 40 Warning Sign

Miscellaneous not at Railroad Crossing

50 Officer, crossing guard, flagman, etc.

At Railroad Grade Crossing

Active Devices

60 Gates
 61 Flashing Lights
 62 Traffic Control Signal
 63 Wigwags
 64 Bells
 68 Other train activated device
 69 Active device, type unknown

Passive Devices

70 Cross bucks
 71 Stop sign
 72 Other railroad crossing sign
 73 Special warning device - watchman, flagged by crew
 78 Other passive device
 79 Passive device, type unknown

Miscellaneous Devices at Railroad Crossing

80 Grade crossing controlled, type unknown

Whether or not at Railroad Grade Crossing

98 Other
 99 Unknown

Remarks:

Code this element whether the device was functioning or not. If more than one device is present, code the highest device (lowest number on list) most related to the accident. The only exception is code "50." If this is present, code "50" takes precedence over entire list.

Pavement markings are not considered as traffic control devices.

Regulatory signs inform highway users of traffic laws or regulations and indicate the applicability of legal requirements that would not otherwise be apparent. Warning signs are used when it is deemed necessary to warn traffic of existing or potentially hazardous conditions on or adjacent to a highway or street. If there is a question as to which type a sign is, consult the Manual of Uniform Traffic Control Devices (MUTCD) or the regional CTM. Generally, the appropriate code should be used if a party to the accident failed to heed the sign, was in a position to be controlled by the sign, or the sign has some relationship to the accident. For example, code “20 - Stop Sign” for an accident at a four-legged, two-way stop intersection where a driver fails to stop at the stop sign and collides with another vehicle. Conversely, at the same intersection, a driver on an approach not controlled by a stop sign loses control and strikes a utility pole. In this case, code “20” would not be appropriate. Code “40 - Warning Sign” would be appropriate for a vehicle that fails to negotiate a curve that is posted with a warning sign.

Another set of questions arises from the issue of proximity of the device to the accident. Analysts’ judgment must be applied in these situations. Typical signs which create such problems are speed limit signs where a party to the accident may be speeding; “Do Not Pass” signs where a no passing zone extends for miles but is only marked at the beginning of the zone; Pedestrians, etc. Prohibited signs at entrances to freeways but a pedestrian accident occurs on the freeway between interchanges; and other such signs which may pertain to a significant length of road. In these instances, if the accident occurs within reasonably close proximity of the sign and the sign type is relevant to the accident then it may be appropriate to code the sign.

Code 05 - Beacon has a single head and flashes as opposed to the rest of codes “01-09” which have several heads, as in red-yellow-green on colors signal.

If a flashing red beacon appears with a stop sign, the proper code is “05.”

Code 08 should be coded when a School Bus uses flashing lights to control traffic around the bus, regardless of any additional signs the school bus uses. For example, a school bus uses flashing lights and a stop sign on an arm to stop traffic around the school bus.

Advisory speed signs are coded “40.”

Codes “30-39” should only be used if the accident occurred during the time the sign was in effect.

Consistency Checks:

	IF	THEN
(520F) 1.	FIRST HARMFUL EVENT equals 10,	TRAFFIC CONTROL DEVICE must not equal 01-09, 20-50, 98.

	IF	THEN
(610P)	2. TRAFFIC CONTROL DEVICE equals 00,	TRAFFIC CONTROL DEVICE FUNCTIONING must equal 0.
(650P)	3. TRAFFIC CONTROL DEVICE equals 60-80,	RAIL GRADE CROSSING IDENTIFIER must not equal 0000000.
(660P)	4. TRAFFIC CONTROL DEVICE is not equal to 00,	TRAFFIC CONTROL DEVICE FUNCTIONING must not equal 0.
(A210)	5. ROADWAY FUNCTION CLASS equals 01, 11-12,	TRAFFIC CONTROL DEVICE should not equal 01-03, 07, 20, 40-80.
(A340)	6. ROUTE SIGNING equals 1, and RELATION TO JUNCTION equals 01,	TRAFFIC CONTROL DEVICE should equal 00.
(A440)	7. RELATION TO JUNCTION equals 06,	TRAFFIC CONTROL DEVICE should equal 60-80.
(A520)	8. MOST HARMFUL EVENT equals 10,	TRAFFIC CONTROL DEVICE should not equal 01-09, 20-50, 98.
(A530)	9. VEHICLE MANEUVER equals 10-11,	TRAFFIC CONTROL DEVICE should equal 01-03.
(A770)	10. FIRST HARMFUL EVENT equals 46,	TRAFFIC CONTROL DEVICE should equal 01-04.
(A780)	11. FIRST HARMFUL EVENT equals 46,	TRAFFIC CONTROL DEVICE should not equal 00.
(A890)	12. RELATION TO JUNCTION equals 01,	TRAFFIC CONTROL DEVICE should not equal 01-03.

TRAFFIC CONTROL DEVICE FUNCTIONING

Format: 1 numeric

Element Values:

- | | |
|---|---|
| | Blank |
| 0 | No Controls |
| 1 | Device Not Functioning |
| 2 | Device Functioning – Functioning Improperly |
| 3 | Device Functioning Properly |
| 9 | Unknown |

Remarks:

Coded with respect to TRAFFIC CONTROL DEVICE.

Code 1 is device not functioning at all (e.g., signal out, sign knocked down).

Code 2 is used when the device was functioning to an extent but not as intended (e.g., red signal lamp burned out, sign twisted or obscured by vegetation).

Unless specifically noted and TRAFFIC CONTROL DEVICE is not equal to “0,” assume that the device was functioning properly (Code “3”).

Code 9 is used if the police accident report notes that it is unknown whether the device was functioning or not.

Consistency Checks:

	IF	THEN
(610P) 1.	TRAFFIC CONTROL DEVICE equals 00,	TRAFFIC CONTROL DEVICE FUNCTIONING must equal 0.
(660P) 2.	TRAFFIC CONTROL DEVICE is not equal to 00,	TRAFFIC CONTROL DEVICE FUNCTIONING must not equal 0.

LIGHT CONDITION

Format: 1 numeric

Element Values:

Blank
1 Daylight
2 Dark
3 Dark but Lighted
4 Dawn
5 Dusk
9 Unknown

Consistency Checks:

	IF	THEN
(220P) 1.	LIGHT CONDITION equals 4, and STATE is not equal to 02,	ACCIDENT TIME must equal 0300-0900, 0999, 9999.
(230P) 2.	LIGHT CONDITION equals 5, and STATE does not equal 02,	ACCIDENT TIME must equal 1600-2200, 2299, 9999.
	or LIGHT CONDITION equals 5, and STATE equals 02,	ACCIDENT TIME must equal 1600-2300, 2399, 9999.
(A010) 3.	STATE equals 02, and LIGHT CONDITION equals 4,	ACCIDENT TIME should equal 0300-0900, 0999, 9999.
(A020) 4.	STATE equals 02, and LIGHT CONDITION equals 5,	ACCIDENT TIME should equal 1600-2200, 2299, 9999.
(A050) 5.	ACCIDENT TIME equals 0900-1600,1699,	LIGHT CONDITION should not equal 2-5.
(A060) 6.	ACCIDENT TIME equals 2300-0400, 0499,	LIGHT CONDITION should not equal 1, 4-5, 9.

ATMOSPHERIC CONDITION

Format: 1 numeric

Element Values:

- Blank
- 1 No Adverse Atmospheric Conditions
- 2 Rain
- 3 Sleet (Hail)
- 4 Snow
- 5 Fog
- 6 Rain and Fog
- 7 Sleet and Fog
- 8 Other (Smog, Smoke, Blowing Sand or Dust)
- 9 Unknown

Remarks:

Refer to those conditions noted by the investigating officer. May be present without being RELATED FACTORS.

Mist should be coded "2."

Consistency Checks:

	IF	THEN
(A030) 1.	ACCIDENT MONTH equals 05-09,	ATMOSPHERIC CONDITIONS should not equal 3-4.
(A510) 2.	ATMOSPHERIC CONDITIONS equals 2-4, 6-7,	ROADWAY SURFACE CONDITION should not equal 1, 5, 8-9.

HIT-AND-RUN

Format: 1 numeric

Element Values:

- | | |
|---|---|
| | Blank |
| 0 | No Hit and Run |
| 1 | Hit Motor Vehicle in Transport |
| 2 | Hit Pedestrian, Non-Motorist, or Occupant |
| 3 | Hit Parked Vehicle or Object |

Remarks:

This element refers to cases where a vehicle is a contact vehicle in the accident and does not stop to render aid (this can include drivers who flee the scene on foot). In many states, the investigating officer will note this in the narrative or check the appropriate box on the PAR or, in some cases, cite the driver for failing to render assistance. Check the police accident report carefully for references to hit and run or failure to render aid.

Code 0 if there is no reason to believe a hit and run occurred. Use this code in cases where the hit and run driver is not one of the major involved parties to the accident. For example, in a five-car accident, the fifth car barely hits the fourth vehicle and causes little or no damage to either vehicle, and leaves the scene. If this is the only vehicle of the five that leaves the scene, then no hit and run occurred.

Code 1 if the hit and run vehicle hit a motor vehicle in transport.

Code 2 if the hit and run vehicle hit a pedestrian or other type of non-motorist. Also use Code "2" if a driver is cited for leaving the scene when an occupant of his/her vehicle falls or is struck by that vehicle.

Code 3 if the hit and run vehicle hit a parked motor vehicle, regardless of whether it contained occupants.

Vehicle, Driver Level and Person Level forms must be submitted for all vehicles, drivers, and occupants involved in the accident regardless of the fact that it was a hit-and-run. In addition, RELATED FACTORS-VEHICLE LEVEL code "31" and RELATED FACTORS - DRIVER LEVEL code "90" must be used for the hit-and-run vehicle and driver.

If no information is known about the vehicle and/or driver, code all the elements on the Vehicle and Person Level forms (except for related factors as stated above) as Unknown. On the Driver Level form, code DRIVER PRESENCE as “1” or “9”. If coded “9,” leave the rest of that record blank except for RELATED FACTORS - DRIVER LEVEL where all applicable codes should be entered. If coded 1, then nine fill that record except for RELATED FACTORS - DRIVER LEVEL where all applicable codes should be entered.

Otherwise, if some information is known about the vehicle and/or the driver, fill out all the elements for which information exists and leave the rest as Unknown (or blank on the Driver Level form as stated in the preceding paragraph, that is, Driver Presence was coded “9”).

Code 3 is used if the hit-and-run vehicle collided with a parked vehicle whether it contained occupants or not.

Consistency Checks:

	IF	THEN
(620P) 1.	HIT-AND-RUN equals 1,	NUMBER OF VEHICLE FORMS SUBMITTED must not be less than 02.
(8K0P) 2.	VIOLATIONS CHARGED equals 07-08,	HIT-AND-RUN must not equal 0.
(A380) 3.	FIRST HARMFUL EVENT equals 01-07, 16, 44, 47,	HIT-AND-RUN should not equal 1-3.

Special Processing Rules:

	IF	THEN
(630P) 1.	HIT-AND-RUN equals 1-3,	there must be at least one vehicle with one RELATED FACTORS-VEHICLE LEVEL equal to 31.
(7G0P) 2.	RELATED FACTORS-VEHICLE LEVEL equals 31,	HIT-AND-RUN must not equal 0.
(A930) 3.	HIT-AND-RUN equals 2,	there should be at least one PERSON TYPE equal to 03-08, 19.

SCHOOL BUS RELATED

Format: 1 numeric

Element Values:

Blank	Blank
0	No
1	Yes*

Remarks:

School Bus – refers to a motor vehicle which satisfies the following criteria:

- externally identifiable to other traffic units as a school/pupil transport vehicle;
- operated or owned by a public or private school-type institution;
- where the institution's students may range from pre-school through high school;
- whose occupants, if any, are associated with the institution; and,
- the vehicle is in operations at the time of the accident to and from the school or on a school-sponsored activity or trip.

Code 1 - YES

This code applies to accidents in which a school bus or a **vehicle functioning as a school bus** was directly or indirectly involved.



Vehicles functioning as a school bus may not be externally identifiable as a school/pupil transport vehicle, but do meet all of the other criteria above and, therefore, qualify as vehicles used as school buses.

Examples:

1. *A transit bus at the time of the accident, used exclusively (no other passengers except students) to transport students to/from school or school-related activity.*
2. *Vans or station wagons used by schools to pick up/drop off students only (does not include a parent picking up/dropping off students in private vehicles).*

The “school bus” does not have to be a traffic unit in the accident, but it must have been involved in some school-related activity (e.g., children boarding or alighting from the bus; bus stopping at or pulling from a location of such activity; etc.).

Code 0 - NO

Use this code if it cannot be determined that a school bus or a vehicle functioning as a school bus was involved.

Also use this code if the “school bus” was merely a “phantom” vehicle in the accident and was not engaged in activity or movement related to boarding or discharging passengers (e.g., a motorist claims the school bus ran him off the road but made no contact; a school bus in the left lane blocks the view of a motorist making a right-turn-on-red; etc.)

*** This value is an unlikely occurrence and will raise an error flag.**

Consistency Checks:

	IF	THEN
(3D0P) 1.	SPECIAL USE for any vehicle equals 2,	SCHOOL BUS RELATED must equal 1.
(V330) 2.	SCHOOL BUS RELATED equals 1,	BODY TYPE of at least one of the involved vehicles should equal 24, 50 (School Bus) or SPECIAL USE for at least one involved vehicle should equal 2 – Vehicle Used as School Bus, and BUS USE for at least one vehicle should equal 1-3.
(V440) 3.	BODY TYPE equals 24, 50,	SCHOOL BUS RELATED should equal 1.

Special Processing Rule:

(U180) 1. UNLIKELY: SCHOOL BUS RELATED equals 1.

RAIL GRADE CROSSING IDENTIFIER

Format: 6 numeric followed by 1 alphabetic

Element Values:

Blanks	
0000000	Not Applicable
nnnnnA	Six Numeric, Followed by One Alphabetic Valid F.R.A. Codes
9999999	Unknown

Remarks:

Code complete identifier.

Identifiers are obtainable from computer printout supplied by NHTSA or from your Federal Railroad Administration representative.

Code as not applicable, accidents that do not involve a rail grade crossing.

Code when any part of the accident occurs at a rail grade crossing. Include accidents in which a vehicle is waiting at a rail grade crossing but does not necessarily travel over the tracks.

Inform your RCOTRs if you have any problems obtaining identifiers.

Consistency Checks:

	IF	THEN
(1Y0P) 1.	RELATION TO JUNCTION equals 06,	RAIL GRADE CROSSING IDENTIFIER must not equal 0000000.
(650P) 2.	TRAFFIC CONTROL DEVICE equals 60-80,	RAIL GRADE CROSSING IDENTIFIER must not equal 0000000.
(750P) 3.	RELATION TO JUNCTION equals 07, 14,	RAIL GRADE CROSSING IDENTIFIER must equal 0000000.

NOTIFICATION TIME EMS

Format: 4 numeric

Element Values:

Blanks	
0000	Not Notified
0001-2400	Valid Military Times
0099-2399	Known Hours but Unknown Minutes
9998	Unknown Whether Notified
9999	Unknown EMS Notification Time

Remarks:

NOTIFICATION TIME EMS is the time Emergency Medical Service was notified. Every effort should be made to determine the NOTIFICATION TIME EMS, ARRIVAL TIME EMS and EMS TIME AT HOSPITAL.

Code the official EMS times as received. **Do not alter the times because of discrepancies with the accident time.**

If the day of the accident and the day of EMS Notification have different dates, then be sure to use code "18" in RELATED FACTORS - ACCIDENT LEVEL. Code NOTIFICATION TIME EMS and ARRIVAL TIME EMS no matter how much time has elapsed since the ACCIDENT TIME.

Code 0000

Enter this code only if no EMS was ever notified. **DO NOT** use this code if the EMS was officially canceled. Cancellation is coded under ARRIVAL TIME EMS and EMS TIME AT HOSPITAL. If the EMS was notified then canceled, code the actual notification time.

Codes 0001 - 2400, 0099 - 2399

Code Notification Time of the first EMS unit to arrive on the scene. If unknown minutes, code the actual hour and "99" for the minutes. Code midnight as "2400." One minute after midnight is coded "0001." See remarks "How to Code Midnight" under ACCIDENT TIME (A9).

Code 9998

Enter this code if you cannot determine whether or not any EMS was ever notified.

Code 9999

Enter this code if EMS was notified but the time of notification is unknown.

Helicopters that transport victims to treatment facilities are coded as EMS units, but not police who may be trained to render emergency aid. This guidance is not meant to exclude helicopters that are used to transport victims for treatment that may be owned by police departments.

Consistency Checks:

	IF	THEN
(A070)	1. NOTIFICATION TIME EMS is not 0000, 9998, 9999,	NOTIFICATION TIME EMS should not be more than 120 minutes later than ACCIDENT TIME.
(A540)	2. NOTIFICATION TIME EMS is not 0000, 9998, 9999, and ARRIVAL TIME EMS is not 0000, 9997, 9998, 9999,	ARRIVAL TIME EMS should not be more than 120 minutes later than NOTIFICATION TIME EMS.
(A560)	3. NOTIFICATION TIME EMS is not 0000, 9998, 9999, and EMS TIME AT HOSPITAL is not 0000, 9997, 9998, 9999,	EMS TIME AT HOSPITAL should not be more than 180 minutes later than NOTIFICATION TIME EMS.
(E01P)	4. NOTIFICATION TIME EMS equals 9998,	ARRIVAL TIME EMS must equal 9998, and EMS TIME AT HOSPITAL must equal 0000 or 9998.
(E03P)	5. ARRIVAL TIME EMS equals 0000,	NOTIFICATION TIME EMS and EMS TIME AT HOSPITAL must equal 0000.
(E04P)	6. NOTIFICATION TIME EMS equals 0000,	ARRIVAL TIME EMS and EMS TIME AT HOSPITAL must equal 0000.
(E07P)	7. ARRIVAL TIME EMS equals 9997,	NOTIFICATION TIME EMS must not equal 0000, 9998.

IF**THEN**

(E08P) 8. NOTIFICATION TIME EMS is not 0000, 9998, and EMS TIME AT HOSPITAL is not 0000, 9997, 9998,

ARRIVAL TIME EMS must not equal 9997 or 9998.

ARRIVAL TIME EMS

Format: 4 numeric

Element Values:

Blanks	
0000	Not Notified
0001-2400	Valid Military Times
0099-2399	Known Hours but Unknown Minutes
9997	Officially Canceled
9998	Unknown Whether Arrived
9999	Unknown EMS Scene Arrival Time

Remarks:

ARRIVAL TIME EMS is the time Emergency Medical Service arrived on the accident scene.

Every effort should be made to determine the NOTIFICATION TIME EMS, ARRIVAL TIME EMS and EMS TIME AT HOSPITAL.

Code the official EMS times as received. Do not alter the times because of discrepancies with the accident time.

Code NOTIFICATION TIME EMS and ARRIVAL TIME EMS no matter how much time has elapsed since the ACCIDENT TIME.

Code 0000

Enter this code only if no EMS was ever notified. DO NOT use this code if the EMS was notified then canceled.

Codes 0001 - 2400, 0099 - 2399

Code the arrival time of the first EMS unit to arrive on the scene. If unknown minutes, code the actual hour and "99" for the minutes. Code midnight as "2400." One minute after midnight is coded "0001." See remarks "How to Code Midnight" under ACCIDENT TIME (A9).

Code 9997

Enter this code EMS was officially canceled.

Code 9998

Enter this code if there is no indication of official cancellation, but there is uncertainty or doubt that EMS ever arrived on the scene or not.

Code 9999

Enter this code if EMS did arrive on scene, but the time of arrival is unknown.

Consistency Checks:

	IF	THEN
(A540) 1.	NOTIFICATION TIME EMS is not 0000, 9998, 9999, and ARRIVAL TIME EMS is not 0000, 9997, 9998, 9999,	ARRIVAL TIME EMS should not be more than 120 minutes later than NOTIFICATION TIME EMS.
(A550) 2.	ARRIVAL TIME EMS is not 0000, 9997, 9998, 9999 and EMS TIME AT HOSPITAL is not 0000, 9997, 9998, 9999,	EMS TIME AT HOSPITAL should not be more than 60 minutes later than ARRIVAL TIME EMS.
(E01P) 3.	NOTIFICATION TIME EMS equals 9998,	ARRIVAL TIME EMS must equal 9998, and EMS TIME AT HOSPITAL must equal 0000 or 9998.
(E02P) 4.	ARRIVAL TIME EMS equals 9998,	EMS TIME AT HOSPITAL must equal 0000 or 9998.
(E03P) 5.	ARRIVAL TIME EMS equals 0000,	NOTIFICATION TIME EMS and EMS TIME AT HOSPITAL must equal 0000.
(E04P) 6.	NOTIFICATION TIME EMS equals 0000,	ARRIVAL TIME EMS and EMS TIME AT HOSPITAL must equal 0000.
(E05P) 7.	EMS TIME AT HOSPITAL equals 9997,	ARRIVAL TIME EMS must equal 9997.
(E06P) 8.	ARRIVAL TIME EMS equals 9997,	EMS TIME AT HOSPITAL must equal 9997.

IF**THEN**

- | | | | |
|--------|-----|--|--|
| (E07P) | 9. | ARRIVAL TIME EMS equals 9997, | NOTIFICATION TIME EMS must not equal 0000, 9998. |
| (E08P) | 10. | NOTIFICATION TIME EMS is not 0000, 9998, and EMS TIME AT HOSPITAL is not 0000, 9997, 9998, | ARRIVAL TIME EMS must not equal 9997 or 9998. |

EMS TIME AT HOSPITAL

Format: 4 numeric

Element Values:

Blanks	
0000	Not Transported
0001-2400	Valid Military Times
0099-2399	Known Hours but Unknown Minutes
9997	Officially Canceled
9998	Unknown Whether Transported
9999	Unknown EMS Hospital Arrival Time

Remarks:

EMS TIME AT HOSPITAL is the time Emergency Medical Service arrived at the treatment facility to which it was transporting victims of the accident.

Every effort should be made to determine the NOTIFICATION TIME EMS, ARRIVAL TIME EMS and EMS TIME AT HOSPITAL.

Code the official EMS times as received. Do not alter the times because of discrepancies with the accident time.

Questions arise when there is more than one EMS unit or when there is more than one injured person. Code EMS TIME AT HOSPITAL according to the following guidelines:

Code 0000

Use this code if all the injuries are on-scene fatalities (no one is transported for treatment.) Also use this code if there are live victims, but no one is transported to a treatment facility by EMS.

Codes 0001 - 2400, 0099 - 2399

Code the EMS time at hospital of the unit transporting the most severely injured victim. The most severely injured victim includes (and usually is) the victim who dies en route to the treatment facility or later, but not the one who dies on-scene.

If unknown minutes, code the actual hour and "99" for the minutes. Code midnight as "2400." One minute after midnight is coded "0001." See remarks "How to Code Midnight" under ACCIDENT TIME (A9).

Code 9997

Enter this code if EMS was officially canceled before on scene.

Code 9998




Enter this code if there is no indication of official cancellation, but there is uncertainty or doubt that any victims were transported for treatment or not.

Code 9999


Enter this code if EMS transported victims for treatment, but the time of arrival at the hospital or treatment facility is unknown.

Consistency Checks:

	IF	THEN
(A550) 1.	ARRIVAL TIME EMS is not 0000, 9997, 9998, 9999 and EMS TIME AT HOSPITAL is not 0000, 9997, 9998, 9999,	EMS TIME AT HOSPITAL should not be more than 60 minutes later than ARRIVAL TIME EMS.
(A560) 2.	NOTIFICATION TIME EMS is not 0000, 9998, 9999 and EMS TIME AT HOSPITAL is not 0000, 9997, 9998, 9999,	EMS TIME AT HOSPITAL should not be more than 180 minutes later than NOTIFICATION TIME EMS.
(E01P) 3.	NOTIFICATION TIME EMS equals 9998,	ARRIVAL TIME EMS must equal 9998, and EMS TIME AT HOSPITAL must equal 0000 or 9998.
(E02P) 4.	ARRIVAL TIME EMS equals 9998,	EMS TIME AT HOSPITAL must equal 0000 or 9998.
(E03P) 5.	ARRIVAL TIME EMS equals 0000,	NOTIFICATION TIME EMS and EMS TIME AT HOSPITAL must equal 0000.
(E04P) 6.	NOTIFICATION TIME EMS equals 0000,	ARRIVAL TIME EMS and EMS TIME AT HOSPITAL must equal 0000.
(E05P) 7.	EMS TIME AT HOSPITAL equals 9997,	ARRIVAL TIME EMS must equal 9997.
(E06P) 8.	ARRIVAL TIME EMS equals 9997,	EMS TIME AT HOSPITAL must equal 9997.

	IF	THEN
	(E08P) 9. NOTIFICATION TIME EMS is not 0000, 9998, and EMS TIME AT HOSPITAL is not 0000, 9997, 9998,	ARRIVAL TIME EMS must not equal 9997 or 9998.
	(P091) 10. TAKEN TO HOSPITAL OR TREATMENT FACILITY equals <i>I</i> ,	EMS TIME AT HOSPITAL should not equal 0000, 9997, 9998.
	(P510) 11. <i>If EMS TIME AT HOSPITAL equals 0000, 9997, 9998,</i>	<i>DIED AT SCENE/EN ROUTE should not equal 8 for any PERSON.</i>
	(P54P) 12. <i>If DIED AT SCENE/ EN ROUTE equals 8,</i>	<i>EMS TIME AT HOSPITAL should not equal 0000, 9997, 9998.</i>

Special Processing Rule:

	IF	THEN
	(A551) 1. EMS TIME AT HOSPITAL equals 0000, 9997, 9998,	TAKEN TO HOSPITAL OR TREATMENT FACILITY should not equal <i>I</i> , for any PERSON.

RELATED FACTORS-ACCIDENT LEVEL

Format: 2 numeric – occurring 3 times

Element Values:

- | | |
|--------|--|
| Blanks | |
| 00 | None |
| 01 | Inadequate Warning of Exits, Lanes Narrowing, Traffic Controls, etc. |
| 02 | Shoulder Related |
| 03 | Other Construction Created Condition |
| 04 | No or Obscured Pavement Marking |
| 05 | Surface Under Water |
| 06 | Inadequate Construction Poor Design of Roadway, Bridge, etc. |
| 07 | Surface Washed Out (caved in, road slippage) |

Special Circumstances

- | | |
|----|--|
| 14 | Motor Vehicle In Transport Struck by Falling Cargo, Or Something That Came Loose From or Something That was Set in Motion by a Vehicle |
| 15 | Non-occupant Struck by Falling Cargo, or Something That Came Loose From, or Something That was Set in Motion by a Vehicle |
| 16 | Non-occupant Struck Vehicle |
| 17 | Vehicle Set in Motion by Non-driver |
| 18 | Date of Accident and Date of EMS Notification Were Not the Same Day |
| 19 | Recent/Previous Accident Scene Nearby |
| 20 | Police Pursuit Involved |
| 21 | Within Designated School Zone |
| 22 | Speed Limit is a Statutory Limit as Recorded or was Determined as This State's "Basic Rule." |
| 99 | Unknown |

Remarks:

Code information provided in the narrative by the investigating officer. Boxes the officer checks on the PAR should be coded where appropriate. If the investigating officer states any related factors, they should be coded. If the officer states 'the witness said,' these should not be coded.

If no factors are noted, zero-fill all three fields. 'None' implies only that investigating officials stated no factors.

If the circumstances surrounding the accident are unknown and no factors are stated, nine-fill all three fields.

Codes 14 -22 - SPECIAL CIRCUMSTANCES, are exceptions to the above remarks. These are codes for unusual factors that occurred during the accident. If you can determine that any of these factors did happen, then these codes should be used.

Code 20 - Police Pursuit Involved should be used when: (1) pursuit has been initiated by the police and is active at the time of the accident; or (2) when pursuit has been initiated and terminated, but related to the accident. (See Related Factors-Driver Level for code "37 - Police Pursuing the Driver or Police Officer in Pursuit.")

Definition of Police Pursuit: A pursuit is an event that is initiated when a law enforcement officer, operating an authorized emergency vehicle, gives notice to stop (either through the use of visual or audible emergency signals or a combination of emergency devices) to a motorist who the officer is attempting to apprehend, and that motorist fails to comply with the signal by either maintaining his/her speed, increasing speed, or taking other evasive action to elude the officer's continued attempts to stop the motorist. A pursuit is terminated when the motorist stops, or when the attempt to apprehend is discontinued by the officer or at the direction of a competent authority.

Consistency Checks:

	IF	THEN
(1A0P) 1.	RELATED FACTORS-ACCIDENT LEVEL equals 14,	NUMBER OF VEHICLE FORMS SUBMITTED must be greater than 01.
(810P) 2.	any RELATED FACTORS-ACCIDENT LEVEL equals 05,	ROADWAY SURFACE CONDITION must not equal 1, 3-5, 8-9.
(840P) 3.	any RELATED FACTORS-ACCIDENT LEVEL equals 99,	all RELATED FACTORS-ACCIDENT LEVEL must equal 99.
(850P) 4.	the first RELATED FACTORS-ACCIDENT LEVEL equals 00, or the second equals 00,	all RELATED FACTORS-ACCIDENT LEVEL must be 00; the third must also.
(860P) 5.	any RELATED FACTORS-ACCIDENT LEVEL is blank,	all RELATED FACTORS-ACCIDENT LEVEL must be blanks.
(870P) 6.	A RELATED FACTORS-ACCIDENT LEVEL between 01-07, 14-22 can be used only once per accident.	

	IF	THEN
(880F) 7.	RELATED FACTORS- ACCIDENT LEVEL equals 15- 16,	there must be a Person Level form with PERSON TYPE equal to 03- 08, 19.
(D470) 8.	any RELATED FACTORS- DRIVER LEVEL equals 37,	at least one RELATED FACTORS- ACCIDENT LEVEL should equal 20.

Special Processing Rule:

	IF	THEN
(D500) 1.	VIOLATIONS CHARGED equals 05,	at least one RELATED FACTORS- ACCIDENT LEVEL should equal 20.

Related Factors – Accident Level

Examples Table

NOTE: Care must be used in coding this level. The report should state that the environmental condition was a factor or existed at this location; cannot be inferred. Can be coded in conjunction with other elements; for example, if a traffic control is temporarily down, it can be coded under both “traffic control device” and “related factors.” The rule is that “specific” takes precedence over “general” factors.

Related Factors	Environmental/Roadway Conditions Cited
01 Inadequate Warning of Exits, Lanes Narrowing, Traffic Controls, etc.	Includes “inadequate warning” of any type; takes precedence over “06 – Inadequate Design” and “03 – Other Construction-Created Condition.” Inadequate warning due to obscured signs. Inadequate warning due to signs temporarily down, lack of necessary sign for merge, diverge. Not a construction site situation.
02 Shoulder-Related	Includes any shoulder-related situations. Takes precedence over “06 – Inadequate Design” and “03 – Other Construction-Created Condition.” Shoulder at different level from the roadway (drop-off, lifted).
03 Other Construction-Created Condition	Includes “inadequate maintenance” conditions, (i.e., potholes, ruts in roadway) moving/changing signs. Addition of barricades. Change in traffic patterns, merging of lane. Excludes shoulder-related situations, and situations with inadequate warning of traffic controls, etc.
04 No or obscured Pavement Marking	Includes any pavement marking situations. Takes precedence over “06 – Inadequate Design” and “03 – Other Construction-Created Condition.” Road newly surfaced without markings, worn roadway surfaces. NOTE: care should be used to distinguish from “01 – Traffic Controls.”

Related Factors	Environmental/Roadway Conditions Cited
05 Surface Under Water	Includes any surface under water. Takes precedence over “06 – Inadequate Design” and “03 – Other Construction-Created Condition.” Permanently under water, i.e., fords. Temporarily under water, i.e., flooded areas.
06 Inadequate Construction or Poor Design of Roadway, Bridge, etc.	Pertains to original design of trafficway (i.e., roadway bridges, medians, guardrails, traffic barriers). Blind Intersections due to highway design, not due to visual obstructions (i.e., shrubbery) etc. Improper banking, lack of a lane for merging. Inadequate road surface (dirt, gravel surfaces, etc.); however, this must not be inferred; must be explicitly stated in police report as a “factor.” Excludes shoulder-related situations, pavement marking situations, situations with inadequate warnings, and surfaces under water
07 Surface Washed Out (caved-in, Road slippage)	Only environmentally caused situations. Destruction of a section of roadway by water (flooding, heavy rains) or other cataclysms (earthquakes, etc.)
<u>SPECIAL CIRCUMSTANCES</u>	
14 Motor Vehicles in Transport Struck by Falling Cargo, or Something That Came Loose From, Or Something That was Set-in-Motion by a Vehicle.	“Something set-in-motion” includes persons and vehicles. Something set in-motion denotes that a vehicle “has control of” or “is attached/connected” to the object. An example of “control of” is a vehicle determining the direction of a driverless vehicle. An example of “attached to” is a vehicle overriding another vehicle. “Set-in-Motion” generally applies to non-fixed objects, and extends to vehicles parked and “in transport.”
15 Non-occupant Struck by Falling Cargo or Something That Came Loose From, or Something that was Set-in-Motion by a Vehicle.	Non-occupant denotes pedestrians, pedal cyclists, occupants of motor vehicles not in transport, and vehicles other than motor vehicles (skate-board riders, roller skaters, non-motorized wheelchairs, baby carriages, scooters).

Related Factors	Environmental/Roadway Conditions Cited
16 Non-occupant Struck Vehicle	Pedestrian or bicycle rider entering roadway runs into vehicle, usually the side or back of the vehicle, not in the vehicle's path.
17 Vehicle Set-in-Motion by Non-Driver	Passenger Shifting gears on vehicle. Passenger hitting accelerator. Passenger turning ignition key. NOTE: Different from Person Level Related Factor "05 – Interfering With the Driver."
18 Date of Accident and Date of EMS Notification Were Not the Same Day	Accident victims not discovered immediately. Effects of accident not immediately known.
19 Recent Previous Accident Scene Nearby	Previous accident causes a change in traffic patterns causes obstruction on roadway, requires reduction in traffic speed, leaves occupants and vehicles on roadway.
20 Police Pursuit Involved	Areas signed or marked as "School Zone." This may or may not be school-bus-related. "School Zones" are zones near or at a school, which exist during months and hours when zone signing is in effect.
22 Speed Limit is a Statutory Limit as Recorded or was Determined as This State's "Basic Rule"	No posted speed limit, but state law sets maximum speed limit of 55 on a local street.
99 Unknown	

ADDITIONAL STATE INFORMATION

Format: Alphanumeric

Element Values:

Blanks
Any Alphanumeric Characters

Remarks:

This space is reserved for each individual state's use.

Suggested uses depend on potential needs of the state.
This space may contain:

1. Police Accident Report number,
2. Additional accident location information.

If HPMS number is available, it may be inserted here.

VEHICLE NUMBER

VEHICLE LEVEL

Format: 2 numeric

Must be coded on an original submission.

System Generate (MDE System Only)

Element Values:

| 00-99

Remarks:

Each motor vehicle in transport in an accident must be assigned a unique number by the Analyst. Order is not important.

Non-motorists are assigned Vehicle Number "00."

Numbers assigned to vehicles must be consecutive, starting with '01' with no missing numbers.

Consistency Checks:

	IF	THEN
(2X0F) 1.	VEHICLE NUMBER equals 00,	PERSON TYPE must not equal 01-02, 09.
(3X0F) 2.	VEHICLE NUMBER is greater than 00,	PERSON TYPE must not equal 03-08, 19.

Special Processing Rule:

	IF	THEN
(060P) 1.	NON-MOTORIST STRIKING VEHICLE NUMBER is not equal to 00, 99,	the NON-MOTORIST STRIKING VEHICLE NUMBER must equal some VEHICLE NUMBER in the case.

Case Structure Integrity Rule:

	IF	THEN
(CSI5)	1. VEHICLE NUMBER at the Person Level is greater than 00,	VEHICLE NUMBER at the Person Level must equal a VEHICLE NUMBER at the Vehicle Level.

NUMBER OF OCCUPANTS

Format: 2 numeric

Element Values:

Actual Value* if Total Known except:	
96	96 or more
97	Unknown-Only Injured Reported
99	Unknown

Remarks:

Must be coded for EACH VEHICLE involved in the accident. Should be coded with the total number of occupants in this motor vehicle.

In those states where data are collected **ONLY** on **INJURED** persons and drivers, **BUT** the actual number of motor vehicle occupants is known, code this element with the number of motor vehicle occupants and complete Person Level forms for **ALL INVOLVED** individuals.

Bus and railroad accidents are an exception. For bus accidents, code only the number of occupants and fill out Person Level forms on **INJURED** persons and drivers.

NOTE: This also applies to van-based buses.

Code "97" should be used **ONLY** when the **TOTAL** number of occupants is unknown and the State **ONLY** reports information on drivers and **INJURED** passengers.

*** Values greater than 30 are unlikely and will raise a "U" flag.**

Consistency Checks:

	IF	THEN
(2F0F) 1.	NUMBER OF OCCUPANTS equals 00,	DRIVER PRESENCE must equal 2.
(3F0F) 2.	NUMBER OF OCCUPANTS equals 97, and PERSON TYPE is not equal to 01,	INJURY SEVERITY must not equal 0, 9.

IF	THEN	
(V170-V260 & 4F1P-4F0P)		
3. NUMBER OF OCCUPANTS is less than 97, BODY TYPE equals __, VEHICLE TRAILING equals 0, and NUMBER OF OCCUPANTS is greater than __,	a consistency check (__) will be given.	
BODY TYPE	Q	P
01-05, 07-09, 14,15,19,97	8 (V170)	15 (4F1P)
06, 11, 16	12 (V180)	22 (4F2P)
12	15 (V190)	25 (4F3P)
80-83, 88-89	2 (V200)	5 (4F4P)
23,42,73	12 (V210)	30 (4F5P)
60-65,71-72,79	12 (V220)	55 (4F6P)
66	5 (V230)	50 (4F7P)
91	2 (V240)	10 (4F8P)
90	8 (V250)	20 (4F9P)
99	5 (V260)	10 (4F0P)
(V340-V430) (4C1P-4C0P)		
4. NUMBER OF OCCUPANTS is less than 97, BODY TYPE equals __, VEHICLE TRAILING does not equal 0, and NUMBER OF OCCUPANTS is greater than __,	a consistency check (__) will be given.	
BODY TYPE	Q	P
01-05, 07-09, 14,15,19,97	8 (V340)	15 (4C1P)
06, 11, 16	12 (V350)	22 (4C2P)
12	15 (V360)	25 (4C3P)
80-83,88-89	2 (V370)	5 (4C4P)
23,42,73	12 (V380)	30 (4C5P)
60-65,71-72,79	12 (V390)	55 (4C6P)
66	5 (V400)	77 (4C7P)
91	2 (V410)	10 (4C8P)
90	8 (V420)	20 (4C9P)
99	5 (V430)	10 (4C0P)

Special Processing Rule:

	IF	THEN
(5F0F) 1.	NUMBER OF OCCUPANTS equals 00-96, and BODY TYPE does not equal 24-25, 50-52 58-59,	the number of Person Level forms for that vehicle must be less than or equal to the NUMBER OF OCCUPANTS.

REGISTRATION STATE

Format: 2 numeric

Element Values:

	Blanks	21	Kentucky	40	Oklahoma
00	Not Applicable	22	Louisiana	41	Oregon
01	Alabama	23	Maine	42	Pennsylvania
02	Alaska	24	Maryland	43	Puerto Rico
04	Arizona	25	Massachusetts	44	Rhode Island
05	Arkansas	26	Michigan	45	South Carolina
06	California	27	Minnesota	46	South Dakota
08	Colorado	28	Mississippi	47	Tennessee
09	Connecticut	29	Missouri	48	Texas
10	Delaware	30	Montana	49	Utah
11	District of Columbia	31	Nebraska	50	Vermont
12	Florida	32	Nevada	51	Virginia
13	Georgia	33	New Hampshire	53	Washington
15	Hawaii	34	New Jersey	54	West Virginia
16	Idaho	35	New Mexico	55	Wisconsin
17	Illinois	36	New York	56	Wyoming
18	Indiana	37	North Carolina		
19	Iowa	38	North Dakota		
20	Kansas	39	Ohio		
92	No Registration				
93	Multiple State Registration				
95	U.S. Government Tags				
96	Military Vehicle				
97	Foreign Country*				
98	Other Registration				
99	Unknown				

***This value is an unlikely occurrence and will raise an error flag.**

Remarks:

Code “00-Not Applicable,” is used for vehicles which are exempt from registration.

Use state codes for all state registered vehicles, including state government vehicles.

Code “92-No Registration” applies to vehicles that are required by state law to be registered and are NOT registered.

Code “93-Multiple State Registration” is used for commercial vehicles that are registered in more than one state under a valid reciprocal agreement (such as the International Registration Plan (IRP)).

Consistency Checks:

	IF	THEN
(6G0P)	1. RELATED FACTORS-VEHICLE LEVEL equals 32,	REGISTRATION STATE must not equal 00, 92.
(9K0P)	2. HAZARDOUS CARGO equals 1-3,	REGISTRATION STATE must not equal 00.
(AP0P)	3. REGISTERED VEHICLE OWNER equals 0,	REGISTRATION STATE must equal 00, 92.
(AQ0P)	4. REGISTRATION STATE equals 00, 92,	REGISTERED VEHICLE OWNER must equal 0, 5.
(AV0P)	5. REGISTERED VEHICLE OWNER equals 3-4,	REGISTRATION STATE must not equal 99.
(D330)	6. DRIVER PRESENCE equals 2, and REGISTRATION STATE is not equal to 00, 92, 99,	REGISTERED VEHICLE OWNER should equal 3-6.
(V060)	7. SPECIAL USE equals 4,	REGISTRATION STATE should not equal 00-02, 04-06, 08-13, 15-51, 53-56, 92-93, 95, 97, 99.
(V070)	8. HAZARDOUS CARGO equals 1-3,	REGISTRATION STATE should not equal 92.
(V550)	9. REGISTRATION STATE equals 93, 95-96,	REGISTERED VEHICLE OWNER should equal 3-4.

	IF	THEN
(V560)	10. SPECIAL USE equals 4,	REGISTERED VEHICLE OWNER should equal 3, and REGISTRATION STATE should equal 96.
(V592)	11. RELATED FACTORS - VEHICLE LEVEL equals 37,	REGISTRATION STATE should not equal 00,92.
(V600)	12. REGISTERED VEHICLE OWNER equals 9,	REGISTRATION STATE should equal 99.
(V630)	13. REGISTRATION STATE equals 00, 92,	REGISTERED VEHICLE OWNER should not equal 5.
(V670)	14. REGISTERED VEHICLE OWNER equal 1-2,	REGISTRATION STATE should not equal 99.
(V960)	15. REGISTRATION STATE equals 99,	REGISTERED VEHICLE OWNER should equal 5-6, 9.

Special Processing Rule:

(U040) 1. UNLIKELY: REGISTRATION STATE equals 97.

REGISTERED VEHICLE OWNER

Format: 1 numeric

Element Values:

Blank
0 Not Applicable, Vehicle Not Registered
1 Driver (in this crash) Was Registered Owner
2 Driver (in this crash) Not Registered Owner (other private owner listed)
3 Vehicle Registered As Business/Company/Government Vehicle
4 Vehicle Registered As Rental Vehicle
5 Vehicle Was Stolen (reported by police)
6 Driverless Vehicle
9 Unknown

Remarks:

This element is used to determine the type of registered owner of the vehicle.

The type of ownership, "loan vs. lease," does not change the coding. An individual or company should be the Registered Vehicle Owner, regardless of the bank holding the loan or lease. Banks and leasing companies should be the Registered Vehicle Owner for their own fleets only.

Code "0" applies to vehicles that are not registered, both exempt from registration and illegally not registered. (See code "5" for stolen vehicles.)

Code "2" is used for private owners other than the driver. Also, if the driver is a spouse of the owner but is not a co-owner.

Code "4" applies for rental vehicles, such as: Hertz, Ryder trucks, etc.

Code "5 - Vehicle Was Stolen" takes precedence over codes "0, 2, 3, 4, 6," when multiple conditions exist.

Code "6 - Driverless Vehicle" does not take precedence over codes "0, 3, 4, 5," when multiple conditions exist.

Code "9" - Unknown is used when information on the registered owner is unknown or unclear; and in certain cases when the driver cannot be determined, but the registered owner is known.

Consistency Checks:

	IF	THEN
(AP0P) 1.	REGISTERED VEHICLE OWNER equals 0,	REGISTRATION STATE must equal 00, 92.
(AQ0P) 2.	REGISTRATION STATE equals 00, 92,	REGISTERED VEHICLE OWNER must equal 0, 5.
(AR0P) 3.	SPECIAL USE equals 4,	REGISTERED VEHICLE OWNER must not equal 0, 1-2, 4.
(AS0P) 4.	RELATED FACTORS-VEHICLE LEVEL equals 32,	REGISTERED VEHICLE OWNER must not equal 0.
(AV0P) 5.	REGISTERED VEHICLE OWNER equals 3-4,	REGISTRATION STATE must not equal 99.
(CB0P) 6.	REGISTERED VEHICLE OWNER equals 6,	DRIVER PRESENCE must equal 2.
(D330) 7.	DRIVER PRESENCE equals 2, and REGISTRATION STATE is not equal to 00, 92, 99,	REGISTERED VEHICLE OWNER should equal 3-6.
(V550) 8.	REGISTRATION STATE equals 93, 95-96,	REGISTERED VEHICLE OWNER should equal 3-4.
(V560) 9.	SPECIAL USE equals 4,	REGISTERED VEHICLE OWNER should equal 3, and REGISTRATION STATE should equal 96.
(V570) 10.	HAZARDOUS CARGO equals 1-3,	REGISTERED VEHICLE OWNER should not equal 0, 1-2, 4.
(V580) 11.	HAZARDOUS CARGO equals 1-3,	REGISTERED VEHICLE OWNER should equal 3.
(V590) 12.	RELATED FACTORS-VEHICLE LEVEL equals 32,	REGISTERED VEHICLE OWNER should equal 1-3.

	IF	THEN
(V593)	13. RELATED FACTORS- VEHICLE LEVEL equals 37,	REGISTRATION VEHICLE OWNER should not equal 0.
(V600)	14. REGISTERED VEHICLE OWNER equals 9,	REGISTRATION STATE should equal 99.
(V630)	15. REGISTRATION STATE equals 00, 92,	REGISTERED VEHICLE OWNER should not equal 5.
(V670)	16. REGISTERED VEHICLE OWNER equal 1-2,	REGISTRATION STATE should not equal 99.
(V960)	17. REGISTRATION STATE equals 99,	REGISTERED VEHICLE OWNER should equal 5-6, 9.

VEHICLE MAKE, VEHICLE MODEL

Format:

VEHICLE MAKE – 2 numeric
VEHICLE MODEL – 3 numeric

Element Values:

MAKE:	Blanks 01-03,06-10,12-14,18-24,29-64, 69-76,80-89,90-94,98-99
MODEL:	Blanks 001-999

Remarks:

SEE REMARKS UNDER VEHICLE IDENTIFICATION NUMBER – V11
--

ALPHABETICAL LISTING OF MAKES

FARS MAKE CODE	MAKE	MAKE/MODEL TABLE PAGE #	NCIC CODE*
54	Acura	159	(ACUR)
31	Alfa Romero	159	(ALFA)
03	AM General	160	(AMER)
01	American Motors	161	(AMER)
69-031	Aston Martin	207	(ASTO)
32	Audi	161	(AUDI)
33	Austin/Austin Healey	162	(AUST)
29-001	Avanti	206	(AVTI)
98-802	Auto-Union-DKW	225	(AUTU)
69-042	Bentley	207	(BENT)
69-052	Bertone	207	(BERO)
90	Bluebird	223	
34	BMW	163	(BMW)
69-032	Bricklin	207	(BRIC)
80	Brockway	213	(BROC)
70	BSA	209	(BSA)
18	Buick	164	(BUIC)
19	Cadillac	165	(CADI)
98-903	Carpenter	226	
29-002	Checker	206	(CHEC)
20	Chevrolet	165	(CHEV)
06	Chrysler	169	(CHRY)
69-033	Citroen	207	(CITR)
98-904	Collins Bus	226	
64	Daewoo	170	
60	Daihatsu	170	(DAIH)
35	Datsun	192	(DATS)
69-034	DeLorean	207	(DELO)
29-398	Desoto	206	(DESO)
69-048	Desta	207	
81	Diamond Reo or Reo	214	(DIAT)
98-905	DINA	226	
98-803	Divco	225	(DIVC)
07	Dodge	170	(DODG)
71	Ducati	209	(DUCA)
10	Eagle	173	(EGIL)
91	Eagle Coach	223	

FARS MAKE CODE	MAKE	MAKE/MODEL TABLE PAGE #	NCIC CODE*
29-398	Excaliber	206	(EXCL)
69-035	Ferrari	207	(FERR)
36	Fiat	174	(FIAT)
12	Ford	174	(FORD)
82	Freightliner	215	(FRHT)
83	FWD	216	(FWD)
69-398	Gazelle	207	
92	Gillig	224	
23	GMC	177	(GMC)
25	Grumman	179	(GRUM)
72	Harley-Davidson	209	(HD)
69-036	Hillman	207	(HILL)
98-806	Hino	225	
37	Honda	180	(HOND)
29-398	Hudson	206	(HUDS)
55	Hyundai	181	(HYUN)
08	Imperial	181	(CHRY)
58	Infiniti	181	(INFI)
84	International Harvester	217	(INTL)
38	Isuzu	182	(ISU)
88	Iveco/Magirus	220	(IVEC)
39	Jaguar	183	(JAGU)
69-037	Jensen	207	(JENS)
02	Jeep	183	(AMER)
02	Kaiser-Jeep	183	(AMER)
73	Kawasaki	210	(KAWK)
85	Kenworth	218	(KW)
63	KIA	184	
69-053	Lada	207	(LADA)
69-038	Lamborghini	207	(LAMO)
40	Lancia	184	(LNCI)
62	Land Rover	185	(LNDR)
59	Lexus	185	(LEXS)
13	Lincoln	186	(LINC)
69-039	Lotus	207	(LOTU)
86	Mack	219	(MACK)
69-040	Maserati	207	(MASE)
41	Mazda	186	(MAZD)
93	MCI	224	
42	Mercedes-Benz	187	(MERZ)
14	Mercury	189	(MERC)

FARS MAKE CODE	MAKE	MAKE/MODEL TABLE PAGE #	NCIC CODE*
56	Merkur	190	(MERK)
98-906	Mid Bus	226	
43	MG	190	(MG)
52	Mitsubishi	191	(MITS)
69-398	Morgan	207	(MORG)
69-041	Morris	207	(MORR)
74	Moto-Guzzi	210	(MOGU)
84	Navistar	217	(NAVI)
98-902	Neoplan	226	
35	Nissan	192	(NISS)
75	Norton	210	(NORT)
21	Oldsmobile	193	(OLDS)
18	Opel	164	(OPEL)
98-907	Orion	226	
98-805	Oshkosh	225	(OSHK)
29-398	Packard	206	(PACK)
87	Peterbilt	221	(PTRB)
44	Peugeot	194	(PEUG)
09	Plymouth	195	(PLYM)
22	Pontiac	197	(PONT)
45	Porsche	198	(PORS)
69-049	Reliant (British)	207	(RELA)
46	Renault	198	(RENA)
69-042	Rolls Royce	207	(ROL)
47	Saab	199	(SAA)
24	Saturn	199	(STRN)
98-807	Scania	225	
69-044	Simica	207	(SIM)
69-398	Singer	207	(SIN)
61	Sterling	200	(STLG)
98	Sterling	225	(STLG)
29-001	Studebaker	206	(STU)
29-398	Stutz	206	(STUZ)
48	Subaru	200	(SUBA)
69-045	Sunbeam	207	(SUNB)
53	Suzuki	201	(SUZI)
94	Thomas Built	224	
49	Toyota	202	(TOYA)
50	Triumph	203	(TRIU)
69-046	TVR	207	(TVR)
98-808	UD	225	
98-908	Van Hool	226	

FARS MAKE CODE	MAKE	MAKE/MODEL TABLE PAGE #	NCIC CODE*
30	Volkswagen	204	(VOLK)
51	Volvo	205	(VOLV)
98-804	Western Star	225	(WSTR)
89	White/Autocar	222	(WHIT)
89	White/GMC	222	(WHGM)
02	Willys-Jeep	183	(AMER)
76	Yamaha	211	(YAMA)
57	Yugo	206	(YUGO)

* **Reference:** Code Manual, Fifth Edition National Crime Information Center U.S. Department of Justice, Federal Bureau of Investigation Section 4 – Vehicle Make Codes

PASSENGER CARS

MAKE: Acura		(54)	(ACUR)	
Model	Codes	Includes	Model Years	Body Types
AUTOMOBILES				
031	Integra	GS, LS, RS, GS-R, Type R	1986- <i>01</i> , 9999	03-05,07, 09
032	Legend	L, LS, GS, Special Edition, GS-R	1986-95, 9999	02, 04, 08
033	NSX	NSX-T	1991- <i>01</i> , 9999	02
034	Vigor		1992-94, 9999	04
035	TL	3.2	1996- <i>01</i> , 9999	04
036	RL	3.5	1996- <i>01</i> , 9999	04
037	CL	2.2, 2.3, 3.0, 3.2, Type S	1997- <i>01</i> , 9999	02
398	Other (automobile)		1986- <i>01</i> , 9999	02-05, 07-09
399	Unknown (automobile)		1986- <i>01</i> , 9999	02-05, 07-09
LIGHT TRUCKS				
401	SLX		1996-00, 9999	14
421	MD-X		2001	15
499	Unknown (light truck)		1996-01,9999	19
999	Unknown (ACURA)		1986- <i>01</i> , 9999	49

MAKE: Alfa Romeo		(31)	(ALFA)	
Model	Codes	Includes	Model Years	Body Types
AUTOMOBILES				
031	Spider (Spyder)	Roadsters, Veloce, Quadrifoglio, Duetto, Graduate, 1600/1750/1900/ 2000 roadsters, Giulia, Giulietta, Giulietta Veloce, Tipo	1933-94,9999	01-02, 09
032	Sports Sedan	4-door sedans (except 164); Milano, Giulietta, Super, Berlina, Alfetta, Giulia 1750/1900/2000/2600 sedans, Alpha 90	1933-89, 9999	04
033	Sprint/Special	2-door coupes; Alfetta GT, Monteal, 1750/1900/2000/ 2600 GTV, Sprint GT, GT Veloce, Giulia, Giulietta, Super, GTA, GTV, GTZ, TZ2	1933-80, 9999	02

MAKE: Alfa Romeo (Cont.) (31) (ALFA)

Model Codes	Includes	Model Years	Body Types
AUTOMOBILES (Cont.)			
034 GTV-6		1981-86, 9999	02
035 164 (Alpha 164)	LS, Q, Quadrifoglio	1990-95, 9999	04
398 Other (automobile)	Alfa, Montreal	1933-95,9999	01-04,08-09
399 Unknown (automobile)		1933-95,9999	01-04,08-09

MAKE: AM General (03) (AMER)

Model Codes	Includes	Model Years	Body Types
LIGHT TRUCKS			
401 Dispatcher	Post Office (Jeep)	1965-94,9999	14
421 Hummer	Slantback-HMSB	1993-01,9999	15
466 Dispatcher	DJ-series-Post Office Van	1965-91,9999	14
498 Other (light truck)		1940-94,9999	14-16,19,31-33, 39-42,45,48
499 Unknown (light truck)		1940-94,9999	14-16,19,31-33, 39-42,45,48
MEDIUM/HEAVY TRUCKS			
884 Medium/Heavy Truck	Military off-road	1965-94,9999	60-64,71-72,78
898 Other (medium/heavy truck)		1965-94,9999	60-64,71-72,78
899 Unknown (medium/heavy truck)		1965-94,9999	60-64,71-72,78
BUSES			
983 Bus: Rear engine, Flat front	Transit	1965-94,9999	52
988 Other Bus		1965-94,9999	50-52,58-59
989 Unknown Bus Type		1965-94,9999	50-52,58-59
998 Other (vehicle)		1965-94,9999	91-93,97
999 Unknown (AM GENERAL)		1965-94,9999	49,79,99

MAKE:	American Motors*	(01)	(AMER)
--------------	-------------------------	-------------	---------------

Model	Codes	Includes	Model Years	Body Types
AUTOMOBILES				
001	Rambler/American	Rogue, 220,330, 440, Scrambler Deluxe, Custom, Super, Classic, Brougham	1954-69,9999	01-02,04,06,08-09
002	Rebel/Matador/Marlin	550, 660, 770, Classic Brougham Barcelona	1964-78,9999	01-02,04,06,08-09
003	Ambassador	800, 880, 990, SST, DPL, Brougham, DDL, Limited	1958-74,9999	02,04,06,08-09
004	Pacer	D/L, X, Limited	1975-80,9999	02-03,06,09
005	AMX	(2-seater only)	1968-70,9999	02-03,09
006	Javelin	SST, AMX (1971-1974)	1968-74,9999	02-03,09
007	Hornet/Concord	SST, Sportabout, AMX (1975-1978) Limited, DL, SC-360	1970-83,9999	01-04,06,08-09
008	Spirit/Gremlin	Limited, DL, GT (1983 on), Custom, X, AMX (1979 on)	1970-83,9999	02-03,09
009	Eagle	Concord based, 30 Series	1980-88,9999	01-04,06,08-09
010	Eagle SX-4	Spirit/Gremlin based 50 Series	1981-84,9999	02-03,09
398	Other (automobile)		1940-87,9999	01-04,06,08-09
399	Unknown (automobile)		1940-87,9999	01-04,06,08-09

* NOTE: Alliance, Encore, Premier (including L, DL, and Limited) is coded under Renault (46).

MAKE:	Audi	(32)	(AUDI)
--------------	-------------	-------------	---------------

Model	Codes	Includes	Model Years	Body Types
AUTOMOBILES				
031	Super 90		1966-72,9999	02,04,06,08-09
032	100	S, CS, LS, GL, Quattro (1989-0n)	1970-77; 1989-94,9999	02,04,06,08-09
033	Fox		1973-79,9999	02,04,06,08-09
034	4000	Quattro, Coupe, Coupe GT, CS, S	1980-93,9999	02,04,08
035	5000	Quattro, CS, S, CS Turbo Quattro, T	1978-93,9999	04,06,09
036	80/90	Quattro, Coupe Quattro	1988-95,9999	04
037	200	Turbo Quattro	1989-92,9999	04,06,09
038	V-8 Quattro	100 series	1990-94,9999	04
039	Coupe Quattro	4000 series	1990-91,9999	02-03,09

MAKE:	Audi (Cont.)	(32)	(AUDI)
--------------	---------------------	-------------	---------------

Model	Codes	Includes	Model Years	Body Types
AUTOMOBILES (Cont.)				
040	S4/S6	<i>Quattro, Avant Quattro (Wagon)</i>	1992-95, 2000- 01 ,9999	04, 06,09
041	Cabriolet (1994-1998)		1994-98,9999	01
042	A6	Avant Quattro Wagon, Quattro (2.7T/4.2), 2.8 <i>FrontTrak</i>	1995- 01 ,9999	04,06,09
043	A4	Avant Wagon (1.8T, 2.8), Avant Quattro Wagon, <i>FrontTrak (1.8,2.8)</i>	1996- 01 ,9999	04,06,09
044	A8	4.2 Quattro, L	1997- 01 ,9999	04
045	TT	FWD, Quattro AWD, 180 , 225 Roadster	2000- 01 , 9999	01-02, 09
046	S8	4.2 Quattro	2001	02
047	Allroad	Quattro	2001	06
398	Other (automobile)		1970- 01 ,9999	01-04,06,08-09
399	Unknown (automobile)		1970- 01 ,9999	01-04,06,08-09

MAKE:	Austin/Austin Healey	(33)	(AUST)
--------------	-----------------------------	-------------	---------------

Model	Codes	Includes	Model Years	Body Types
AUTOMOBILES				
031	Marina	GT	1973-75,9999	01-04,08-09
032	America		1968-72,9999	02
033	Healey Sprite	Mark II, MKIV/Princess (Special Order)	1958-70,9999	01,04,09
034	Healey 100/3000	M, S, Mark III	1953-67,9999	01
035	Mini/Mini Cooper/Mini Moke	850, S	1960-69,9999	01-02,06,09
398	Other (automobile)	A35,A40,Westminster, Cambridge Somerset,Seven, Hereford,Sports Sheerline tlantic, Countryman, Dorset, Devon	1947-75,9999	01-04,06,08-09
399	Unknown (automobile)		1947-75,9999	01-04,06,08-09

MAKE: BMW		(34)	(BMW)	
Model	Codes	Includes	Model Years	Body Types
AUTOMOBILES				
031	1600, 1800, 2000,2002	Ti, Tii,Tilux,TR,CS, 1600-2,SA, Turbo,A, 1500, 2600, 501, 502	1955-76,9999	01-04,08-09
032	Coupe (before 1975)	2800CS, 3.0CS, 3.0csi, 3.0csl, 3200, 503, 507, M1, 1802, 2000c/cs, 2002	1956-76,9999	01-03,09
033	Bavarian Sedan	2500, 2800, 2.8 Barvarian	1969-74,9999	04
034	3-series	3.0s/si, 318i/is/ti/ic, 320i, 323iS/iC/i/Ci, <i>325e/es/i/iS/iiC,Ci/ti/Sport Wagon, 328i/iS/ti/iC/Ci, 330i/Ci/xi, M3,</i>	1971- 01 ,9999	01-04, 06 ,08-09
035	5-series	524i, 528i/iT, 530i/iT, 533i, 535i, 540i/iA/iT, TD, 525i/iT (wagon-1992-93), M5, <i>Sport Wagon</i>	1975- 01 ,9999	04,06,09
036	6-series	630, 633, 635, csi, M6, L6	1976-89,9999	02
037	7-series	733i, 735i, L7, 740i/L/iL/iA/iL Protection, 750iL/Protection	1978- 01 ,9999	04
038	8-series	840Ci/cia, 850i/iS/Ci/Cia	1991-97,9999	02
039	Z3	2.3/2.8/ 2.5i/3.0i Roadster, MRoadster, MCoupe, 2.8/ 3.0i Coupe	1996- 01 ,9999	01-02, 09
040	Z8		2000- 01,9999	01
398	Other (automobile)		1955- 01 ,9999	01-04,06,08-09
399	Unknown (automobile)		1955- 01 ,9999	01-04,06,08-09
LIGHT TRUCKS				
401	X5	3.0i, 4.4i	2000- 01,9999	14
MOTORCYCLES				
703	125-349cc		1948-66,9999	80
705	450-749cc		1950- 01 ,9999	80
706	750cc and over		1969- 01 ,9999	80
709	Unknown cc		1948- 01 ,9999	80
999	Unknown (BMW)		1948- 01 ,9999	99

MAKE: Buick (18) (BUIC)

Model Codes	Includes	Model Years	Body Types
AUTOMOBILES			
001 Special/Skylark	GS (350, 400, 455), Deluxe GS California, Sport Wagon, Custom Roadmaster (1946-59)	1946-73,9999	01-04,06, 08-09
002 LeSabre/Centurion/Wildcat	Estate Wagon, Invicta, Custom, Limited, T-Type, Ltd, C.M.I	1959-01,9999	01-02,04,06, 08-09
003 Electra/Electra 225/ Park Avenue (1991-on)	Limited, Park Avenue, Ultra, Base	1959-01,9999	01-02,04,06, 08-09
004 Roadmaster	Estate Wagon, Limited	1991-96,9999	04,06,09
005 Riviera	S-Type, T-Type, Coupe Anniv. Edition, Silver Arrow	1963-93; 1995-99,9999	01-02,09
007 Century	Luxus, T-Type, FWD (82-on), Custom, Regal (72-77), Limited	1954-01,9999	01-02,04,06, 08-09
008 Apollo/Skylark	Skylark (75), S/R	1973-76,9999	02-04,08-09
010 Regal (RWD only)	Turbo, Luxus, Grand National GNX, T-Type	1978-88,9999	02,04,06, 08-09
012 Skyhawk	S-Type, Roadhawk, T-Type, GT	1975-80; 1982-89,9999	02-04,06,08-09
015 Skylark (76-85)	S/R, S, Limited, Sport, T-Type	1975-85,9999	02-04,08-09
018 Somerset/Skylark	Skylark (86-on), Sommerset, GS, Regal, Custom, Limited, T-Type	1985-98,9999	02,04,08
020 Regal (FWD)	Limited, Custom, Gold, Grand Sport GS, LS, <i>Sport</i>	1987-01,9999	02,04,08
021 Reatta		1988-91,9999	01-02,09
031 Opel Kadett		1965-72,9999	02,04,06,08-09
032 Opel Manta	1900, Luxus, Rallye, Sports Coupe	1966-75,9999	02,04,06,08-09
033 Opel GT		1969-75,9999	02
034 Opel Isuzu	Deluxe, Sport	1976-79,9999	02,04,08
398 Other (automobile)		1965-00,9999	01-04,06,08-09
399 Unknown (automobile)		1950-00,9999	01-04,06,08-09
LIGHT TRUCKS			
401 <i>Rendezvous</i>	<i>CX, CLX</i>	2002	14
999 <i>Unknown BUICK</i>		1946-01,9999	49

MAKE: Cadillac (19) (CADI)

Model	Codes	Includes	Model Years	Body Types
AUTOMOBILES				
003	Deville/Fleetwood (except Limousine)	Coupe de Ville, Sedan de Ville, Fleetwood Brougham, Fleetwood 60 Special, d'Elegance, Concours, DHS, DTS	1940-01,9999	01-02,04,08-09
004	Limousine	Fleetwood 75, Formal, DeVille-based	1940-01,9999	12
005	Eldorado	Biarritz, El-doro, Touring Coupe, ESC, ETC	1967-01,9999	01-02,09
006	Commercial Series	Ambulance/Hearse, Professional	1940-01,9999	09-12
009	Allante'		1987-93,9999	01-02,09
014	Seville	Elegante, STS, SLS	1976-01,9999	04
016	Cimarron	D'Oro	1982-88,9999	04
017	Catera	Sport	1997-01,9999	04
398	Other (automobile)		1965-01,9999	01-02,04,08-09,12
399	Unknown (automobile)		1950-01,9999	01-02,04,08-09,12
LIGHT TRUCKS				
421	Escalade	4WD, 2WD	1999-02,9999	15
999	Unknown CADILLAC		1940-01,9999	49

MAKE: Chevrolet (20) (CHEV)

Model	Codes	Includes	Model Years	Body Types
AUTOMOBILES				
001	Chevelle/Malibu (thru '83)	Classic,Councours, Laguna**, S-3, Greenbriar, Estate, 300,SS-396/454, Deluxe	1963-83,9999	01-02,04,06,08-09
002	Impala/Caprice	Biscayne, Belair, Super Sport, Classic, Classic Brougham, Townsman, Brookwood, Kingswood, LS	1955-96, 2000-01, 9999	01-02,04,06,08-09
004	Corvette	Stingray, C5, Z06	1953-82; 1984-01,9999	01-03,09

MAKE:	Chevrolet (Cont.)	(20)	(CHEV)
--------------	--------------------------	-------------	---------------

Model Codes	Includes	Model Years	Body Types
AUTOMOBILES (Cont.)			
006 Corvair	Monza, Corsa, 500, Yenko	1960-69,9999	01-02,04,06,08-09
007 El Camino	Royal Knight, SS	1958-94,9999	10
008 Nova (- '79)	Chevy II, LN, LE, Concours, SS-350/396, Rally	1962-79,9999	01-04,06,09
009 Camaro	SS, RS, LT, Berlinetta, Iroc-Z, Z28	1967-01,9999	01-03,09
010 Monte Carlo (thru '88)	LS, SS, Aerocoupe, Landau, Z34	1970-88,9999	02
011 Vega	GT, Cosworth	1971-77,9999	02-04,06,08-09
012 Monza	Spyder, 2 + 2, Towne Coupe	1974-80,9999	02-04,06,08-09
013 Chevette	S, Scooter, CS	1976-87,9999	03-05,07,09
015 Citation	X-11, Citation II	1980-85,9999	02-05,07,09
016 Cavalier	CS, RS, Z24, LS	1982-01,9999	01-04,06,08-09
017 Celebrity	CS, Eurosport, VR	1982-90,9999	02,04,06,08-09
019 Beretta/Corsica	GT, GTZ, LT, LTZ, PX, QX, KX, LX, MX, Z26	1982-96,9999	02,04-05,08-09
020 Lumina	Z-34, Euro, LTZ, LS	1990-01,9999	02,04,06,08-09
031 Spectrum		1985-89,9999	02-05,08-09
032 Nova/Geo Prizm/Prism	CL, NUMMI-built vehicles, LSi	1985-01,9999	02-05,07-09
033 Sprint/Geo Sprint	(Cultus - foreign)	1985-89,9999	03,05,07
034 Geo Metro/Metro	LSi, XFi	1989-01,9999	01,03-05,07,09
035 Geo Storm	GSi	1985-93,9999	02-03,09
036 Monte Carlo (1995 on)	FWD, LS Z34, SS	1995-01,9999	02
037 Malibu	LS	1997-01,9999	04
398 Other (automobile)	Fleetmaster, Fleetline, Styline Special, One-fifty, Bel-air, Del Ray, Biscayne	1930-01,9999	01-11
399 Unknown (automobile)		1930-01,9999	01-11

****Nomad, Malibu , Laguna and other similar terms may be used on all models as a reflection of trim type**

MAKE:	Chevrolet (Cont.)	(20)	(CHEV)
--------------	--------------------------	-------------	---------------

Model	Codes	Includes	Model Years	Body Types
LIGHT TRUCKS				
401	S-10 Blazer	S-10 p/u based,LS,LT,ZR2 TrailBlazer, <i>Xtreme</i>	1982-01,9999	14
402	Geo Tracker/Tracker	Lsi, <i>LT, ZR2</i>	1989-01,9999	14
421	Fullsize Blazer/Tahoe	K-series, fullsized p/u based, LS, LT Ltd, 4WD, Z71	1969-01,9999	15
431	Suburban	all models (C1500/2500, K1500/2500)	1950-01,9999	16
441	Astro Van	Minivan, Cargo, Passenger	1985-01,9999	20
442	Lumina APV	Minivan, MPV	1990-96,9999	20
443	Venture	Cargo van, Passenger Van, Plus, LS, LT, <i>Value</i>	1997-01,9999	20
461	G-series van	Beauville, Chevy Van, Sport Van, G10-G30, Express, G1500/2500/3500	1957-01,9999	21-25,28-29
466	P-series van		1965-96,9999	22-25,28-29
470	Van derivative	Parcel Van, Hi-cube	1965-01,9999	28-29
471	S-10/T-10 <i>Pickup</i>	4 x 4, Fleetside, Extended, <i>Crew</i> , LS, S-10 electric pickup*	1982-01,9999	30,32,40,42
472	LUV	Imported pickup	1972-91,9999	30,32,40,42
481	C, K, R, V-series pickup/Silverado	C10-C30, K10-K30, R10- R30, V10-V30, Silverado (1500/2500), C-K1500/2500 /3500, ST, Fleetside, Sportside, CrewCab	1940-01,9999	31-32,39-40,42
482	<i>Avalanche</i>		2002	31
498	Other (light truck)		1940-01,9999	14-16,19-25, 28- 32,40, 42, 45,48
499	Unknown (light truck)		1932-01,9999	14-16,19,20-25, 28-32,39,40 42,45,48
* Electric Vehicle, Be sure to code Related Factors -Vehicle Level, Code "36"				
MOTORHOME				
850	Motorhome	Truck-based	1949-01,9999	65,73

MAKE:	Chevrolet (Cont.)	(20)	(CHEV)
--------------	--------------------------	-------------	---------------

Model	Codes	Includes	Model Years	Body Types
MEDIUM/HEAVY TRUCKS				
881	Medium/Heavy – CBE	C50/60/65; M60/65; H70/80/90; J70/80/90; Bison 90; all other CBE	1955-01,9999	60-64,66, 71-72,78
882	Medium/Heavy – COE low entry	T60/65, all other COE low entry	1960-01,9999	60-64,66, 71-72,78
883	Medium/Heavy – COE high entry	Titan 90, all other COE high entry	1971-80,9999	60-64,66, 71-72,78
884	Medium/Heavy – Unknown engine location		1951-01,9999	60-64,66, 71-72,78
890	Medium/Heavy – COE entry position unknown		1965-01,9999	60-64,66, 71-72,78
898	Other (medium/heavy truck)		1949-01,9999	60-64,66, 71-72,78
899	Unknown (medium/heavy truck)		1949-01,9999	60-64,66, 71-72,78
BUSES				
981	Bus**: Conventional (Engine out front)	S-60 series	1967-01,9999	50-52,58-59
988	Other (bus)		1965-01,9999	50-52,58-59
998	Other (vehicle)		1934-01,9999	91-93,97
999	Unknown (CHEVROLET)		1933-01,9999	49,79,99

**** Use code “981”(bus) if the frontal plane or the engine location is unknown.**

MAKE:		Chrysler/DaimlerChrysler	(06)	(CHRY)
Model	Codes	Includes	Model Years	Body Types
AUTOMOBILES				
009	Cordoba	Crown, 300, LS	1975-83,9999	02
010	New Yorker (thru 78)/ Newport/5th Avenue/ Imperial (1979-83) (excludes all FWD)	Town and Country, Brougham, Custom, Royal, 300 (thru 1971) Frank Sinatra editions (FS), Royal Limo, Windsor Wagon/Ambulance	1946-89,9999	01-02, 04, 06, 08-09, 11-12
014	New Yorker/E-Class/ Imperial (1990-93)/ Fifth Avenue	FWD vehicles, Turbo, Salon	1980-93,9999	02, 04, 08
015	Laser	Turbo, XE, XT	1984-86,9999	03
016	LeBaron	Premium, Salon (RWD), Landau, LX, Town and Country cars and wagon, Medallion, FWD except GTS or GTC Sport Coupe	1977-94,9999	01-09
017	LeBaron GTS/GTC	GT, GTS-Turbo, GTC- Sport Coupe	1982-95,9999	01-09
031	TC (Maserati Sport)	Turbo Convertible	1988-91,9999	01-03, 09
035	Conquest	TSI, Turbo	1987-89,9999	03
041	Concorde	LX, LXi	1993-01,9999	04
042	LHS	New Yorker (1994-on)	1994-97, 1999-01, 9999	04
043	Sebring	JX, JXi, LX, LXi	1995-01,9999	01-02,04,08-09
044	Cirrus	LX, LXi	1995-00,9999	04
050	Executive	Sedan and Limo	1983-87,9999	04, 09, 11-12
051	300M		1999-01,9999	04
052	PT Cruiser		2001	06
398	Other (automobile)		1946-01,9999	01-04, 06, 08-09, 11-12
399	Unknown (automobile)		1946-01,9999	01-04, 06, 08-09, 11-12
LIGHT TRUCKS				
441	Town and Country	Minivan, SX,LX,LXi, Ltd., SWB, LWB, AWD, FWD	1990-01,9999	20, 23
442	<i>Voyager (2001 on) (1984-00 see Plymouth)</i>		<i>2001</i>	<i>20</i>
499	<i>Unknown (light truck)</i>		<i>1990-01,9999</i>	<i>20, 23, 29</i>
999	Unknown (CHRYSLER)		1946-01,9999	49

MAKE: Daewoo (64)

Model	Codes	Includes	Model Years	Body Types
AUTOMOBILES				
031	Lanos	S, SE, SX, <i>Sport</i>	1999- <i>01</i> , 9999	03-04, 09
032	Nubira	SX, CDX, SE	1999- <i>01</i> , 9999	04-06, 09
033	Leganza	SE, SX CDX	1999- <i>01</i> , 9999	04
398	Other (automobile)		1999- <i>01</i> , 9999	03-07,09
399	Unknown (automobile)		1999- <i>01</i> , 9999	03-07,09

MAKE: Daihatsu (60) (DAIH)

Model	Codes	Includes	Model Years	Body Types
AUTOMOBILES				
031	Charade		1988-94,9999	03-04,09
LIGHT TRUCKS				
401	Rocky		1990-92,9999	14
999	Unknown (DAIHATSU)		1990-94,9999	49

MAKE: Dodge (07) (DODG)

Model	Codes	Includes	Model Years	Body Types
AUTOMOBILES				
001	Dart	170, 270, Custom, GT, Swinger, Demon, 340, 360, Special, Sport, Special Edition	1960-76,9999	01-02,04,06,08-09
002	Coronet/Magnum/Charger (thru 1978)	Brougham, Custom, Superbee, 500, Crestwood, Deluxe, XE, R/T, 440, SE, Police	1964-79,9999	01-02,04,06,08-09
003	Polara/Monaco/ Royal Monaco	Custom, Special, Police, Taxi, Crestwood, Brougham	1964-78,9999	01-02,04,06,08-09
004	Viper	RT/10, GTS, <i>ACR</i>	1992- <i>01</i> ,9999	01-02,09
005	Challenger	R/T, T/A, Rallye	1970-74,9999	01-02,09
006	Aspen	Custom, Special Edition, Police, R/T, Sport	1976-80,9999	02,04,06,08-09
007	Diplomat	Medallion, S, Salon, SE	1977-89,9999	02,04,06,08-09

MAKE: Dodge (Cont.)		(07)	(DODG)	
Model	Codes	Includes	Model Years	Body Types
AUTOMOBILES (Cont.)				
008	Omni/Charger (1983 on)	024,DeTomaso, Miser, Charger 2.2, GLH, Custom, Shelby, GLHS, America, Expo, SE	1978-90,9999	03,05,07
009	Mirada		1980-83,9999	02
010	St Regis	Police, Taxi	1979-81,9999	04
011	Aries (K)	Custom, SE, LE	1981-89,9999	02,04,06,08-09
012	400	LS	1982-83,9999	01-02,04,08-09
013	Rampage (car-based pickup)	2.2, GT, Sport	1982-84,9999	10
014	600	ES, Turbo, SE	1983-88,9999	01-02,04,08-09
015	Daytona	Turbo Z, C/S Competition, Shelby Z/CSX, Pacifica, IROC R/T	1984-93,9999	03
016	Lancer	Pacifica, Turbo, ES, Shelby	1985-89,9999	02-09
017	Shadow	ES, Turbo, America	1987-94,9999	01-03,05,07,09
018	Dynasty		1988-93,9999	02,04,08
019	Spirit	ES, Shelby, R/T	1989-95,9999	01-02,04,08-09
020	Neon	Competition, Highline, SE, ES, ACR R/T	1995- 01 ,9999	02,04,08
033	Challenger	all import	1978-83,9999	02
034	Colt (includes 2WD Vista)	GT, Custom, Carousel, Premier, Deluxe, E, DL, GTS, Turbo, RS	1974-94,9999	02-09
035	Conquest	Turbo	1984-89,9999	03
039	Stealth	RT, ES	1991-96,9999	02-03,09
040	Monaco		1990-92,9999	02,04,08
041	Intrepid	ES, R/T	1993- 01 ,9999	04
042	Avenger	ES	1995-00,9999	02
043	Stratus	ES, SE, R/T	1995- 01 ,9999	02,04,08
398	Other (automobile)		1946- 01 ,9999	01-10,12
399	Unknown (automobile)		1946- 01 ,9999	01-10,12
LIGHT TRUCKS				
401	RaiderSport	Sport	1986-94,9999	14
402	Durango	Sport	1998- 01 ,9999	14
421	Ramcharger		1974-93,9999	15
441	Vista Van	4x4 (Only)	1984-91,9999	20

MAKE:	Dodge (Cont.)	(07)	(DODG)
--------------	----------------------	-------------	---------------

Model	Codes	Includes	Model Years	Body Types
LIGHT TRUCKS (Cont.)				
442	Caravan	Mini Ram Van,112 & 119 WB,SE, ES,LE,Grand Caravan (ES,LE,SE) Sport, EPIC-electric*	1984-01,9999	20
461	B-Series Van/Ram Van/ Ram Wagon	Sportsman, Royal, Maxiwagon, Ram, B1500- B3500, Tradesman, Ram Maxivan (1500, 2500, 3500), Ram Wagon (1500, 2500, 3500)	1963-01,9999	21,23-25,28, 40-42,48
470	Van Derivative	Kary Van, Parcel Van	1971-01,9999	28-29
471	D50, Colt pickup, Ram 50/Ram 100		1979-93,9999	30,32
472	Dakota	R/T, Limited Edition, QuadCab	1987-01,9999	30-33,39,40
481	D, W-Series pickup	Custom, Royal, Ram, Miser, D100-D350, W100-W350	1955-93,9999	31-32,40,42
482	Ram Pickup	1500,2500,3500	1994-01,9999	31-32,40,42
498	Other (light truck)		1979-01,9999	14-15,19,20-25, 28-33,39-42,45, 48
499	Unknown (light truck)		1949-01,9999	14-15,19,20-25, 28-33,39-42,45, 48-49
* Electric Vehicle. Be sure to code Related Factors -Vehicle Level Code "36."				
MOTORHOME				
850	Motor Home	Truck-based	1952-01,9999	65,73
MEDIUM/HEAVY TRUCKS				
881	Medium/Heavy – CBE		1966-01,9999	60-64,66,71- 72,78
882	Medium/Heavy – COE low entry		1967-01,9999	60-64,66,71- 72,78
883	Medium/Heavy – COE high entry		1967-01,9999	60-64,66,71- 72,78
884	Medium/Heavy – Unknown engine location		1962-01,9999	60-64,66,71- 72,78

MAKE: Dodge (Cont.) (07) (DODG)

Model Codes	Includes	Model Years	Body Types
MEDIUM/HEAVY TRUCKS (Cont.)			
890	Medium/Heavy – COE entry position unknown	1965-01,9999	60-64,66,71-72,78
898	Other (medium/heavy truck)	1930-01,9999	60-64,66,71-72,78
899	Unknown (medium/heavy truck)	1966-01,9999	60-64,66,71-72,78
BUSES			
981	Bus**: Conventional (not van based) (Engine out front)	1966-01,9999	50-52,58-59
988	Other (bus)	1965-01,9999	50-52,58-59
**Use code "981"(bus) if the frontal plane or the engine location is unknown.			
998	Other (vehicle)	1965-01,9999	91-93,97
999	Unknown (DODGE)	1952-01,9999	49,79,99

MAKE: Eagle* (10) (EGIL)

Model Codes	Includes	Model Years	Body Types
AUTOMOBILES			
034	Summit (excludes wagon)	DL, LX, ES,ESi	1989-96,9999
037	Talon	FWD,TSi, TSi-FWD, ESi	1990-98,9999
040	Premier	LX, ES, ES Limited	1988-92,9999
041	Vision	ESi, TSi	1993-97,9999
044	Medallion	DL, LX	1988-89,9999
045	Summit Wagon	FWD, AWD, DX, LX (Mitsubishi)	1992-96,9999
398	Other (automobile)	1988-98,9999	02-04,06,08-09
399	Unknown (automobile)	1988-98,9999	02-04,06,08-09

***Note: Eagle model listed under American Motors.**

MAKE:	Fiat	(36)	(FIAT)
--------------	-------------	-------------	---------------

Model	Codes	Includes	Model Years	Body Types
AUTOMOBILES				
031	124 (Coupe/Sedan)	Sport	1967-75,9999	01-02,04,06,08-09
032	124 Spider/Racer	Spider 2000/1500	1968-83,9999	01-02,09
033	Brava/131		1975-82,9999	02,04,06,08-09
034	850 (Coupe/Spider)		1967-73,9999	01-02,09
035	128		1972-79,9999	01-02,04,06,08-09
036	X-1/9		1975-83,9999	01-02,09
037	Strada		1979-83,9999	03,05,07
398	Other (automobile)	600, 1100	1967-83,9999	01-09
399	Unknown (automobile)		1967-83,9999	01-09
MEDIUM/HEAVY TRUCKS				
882	Medium/Heavy – COE low entry		1967-83,9999	60-64,66,71-72,78
883	Medium/Heavy – COE high entry		1967-83,9999	60-64,66,71-72,78
890	Medium/Heavy – COE entry position unknown		1967-83,9999	60-64,66,71-72,78
898	Other (medium/heavy truck)		1967-83,9999	60-64,66,71-72,78
899	Unknown (medium/heavy truck)		1967-83,9999	60-64,66,71-72,78
998	Other (vehicle)		1967-83,9999	91-93,97
999	Unknown (FIAT)		1967-83,9999	99

MAKE:	Ford	(12)	(FORD)
--------------	-------------	-------------	---------------

Model	Codes	Includes	Model Years	Body Types
AUTOMOBILES				
001	Falcon	FuturaSprint, GT, Futura	1960-70,9999	02,04,06,08-09
002	Fairlane	Torino (1968-70), 500, Brougham	1955-70,9999	01-02,04,06,08-09
003	Mustang/Mustang II	Mach, Boss, Grande, Cobra (SVT), Ghia, SVO, GT, LX, Shelby, <i>Deluxe, Premium</i>	1964- 01 ,9999	01-03,09
004	Thunderbird (all sizes)	Landau, Heritage, Turbo coupe, Elan, Fila, Sport, LX, SC	1955-98,9999	01-02,04,08-09

Model Codes	Includes	Model Years	Body Types
AUTOMOBILES (Cont.)			
005 LTD II	S, Squire, Brougham	1977-79,9999	02,04,06,08-09
006 LTD/Custom/Galaxy (all sizes)	XL, Landau, Ranch Wagon, Country Squire, S, 500, Brougham, XL, GT	1963-86,9999	01-02,04,06,08-09
007 Ranchero	Falcon/Fairlane based Torino/LTD II based	1960-79,9999	10
008 Maverick	Grabber	1969-78,9999	02,04,08
009 Pinto	Pony, MPG, ESS	1971-80,9999	02-03,06,09
010 Torino/Gran, Torino/Elite	GT, Cobra, Sport, Squire, Brougham	1971-76,9999	01-02,04,06,08-09
011 Granada	ESS, Ghia	1975-82,9999	02,04,06,08-09
012 Fairmont	Futura, Sport Coupe	1978-83,9999	02,04,06,08-09
013 Escort/EXP/ZX2	L, GL, GLX, SS, GT, LX, LXE, SE, ZX2	1981-01,9999	02-09
015 Tempo	L, GL, GLX, Sport, 4X4	1984-94,9999	02,04,08
016 Crown Victoria	LX, LTD Crown Victoria	1981-01,9999	02,04,06,08-09
017 Taurus	MT-5, L, GL, LX, SHO, G, SE, SVG, <i>SES</i> , <i>SEL</i>	1986-01,9999	04,06,09
018 Probe	GL, LX, GT	1988-97,9999	03
031 English Ford	Cortina, Anglia, Zephyr/Zodiac Mark III	1946-70,9999	02,04,06,08-09
032 Fiesta	Sport, Ghia	1978-80,9999	03
033 Festiva	L, GL	1988-93,9999	03
034 Laser		1993-94,9999	02-03, 09
035 Contour	Sport, LX, SE, SVT	1994-01,9999	04
036 Aspire		1994-97,9999	03,05,07
037 Focus	ZX-3, LX, SE, ZTS	2000-01,9999	03-04,06,09
398 Other (automobile)	Deluxe, Ford Six, Mainline, Crestline, Futura, Galaxie, Model A	1924-01,9999	01-11
399 Unknown (automobile)		1924-01,9999	01-11

MAKE:	Ford (Cont.)	(12)	(FORD)
-------	--------------	------	--------

Model	Codes	Includes	Model Years	Body Types
LIGHT TRUCKS				
401	Bronco (thru 1977)/ Bronco II/Explorer	Eddie Bauer, XL, XLT, Explorer, (1990 on) Eddie Bauer, Limited, Sport, XL, XLT, XLS	1966-77; 1983-01,9999	14
402	Escape	XLS, XLT	2001	14
421	Bronco-fullsize (1978-on)	Eddie Bauer, Custom, XL, XLT	1978-96,9999	15
422	Expedition	XLT (4x4,4x2), Eddie Bauer (4x4,4x2)	1996- 01 ,9999	15
423	Excursion	XLT, Limited (ltd.)	2000- 01,9999	15
441	Aerostar	XLT, Cargo Van	1985-97,9999	20
442	Windstar	GL,LX,XLT,Splash Limited,SE,SEL	1995- 01 ,9999	20
461	E-Series Van/Econoline	Econoline (E150-E350), Clubwagon (XL, SLT), Chateau, (XL,XLT), Parcel Van, Econoline Wagon	1960- 01 ,9999	21-25,28,29
470	Van Derivative		1960- 01 ,9999	28-29
471	Ranger	Supercab, 4 X 4, STX, SL, SLT, Splash, XL, XLT, Edge , EV* (electric)	1982- 01 ,9999	30,32,40,42
472	Courier	Imported pickup	1972-91,9999	30-32,39, 40,42
473	Explorer Sport Trac	2WD/4WD	2001	30
481	F-Series pickup	F100, F150-F350, (XL,XLT,Crew Cab, Super Cab, Regular Cab, Lariat, Flareside, Styleside, SVT Lightning Fireside, Harley- Davidson Edition, King Ranch SuperCrew), F450 (10,000 GVWR and under) <i>(see model 880 for F450 >10,000 GVWR)</i>	1940- 01 ,9999	31-32,39,40,42
498	Other (light truck)		1972- 01 ,9999	14 -16,20-25,28- 32,40-42,45,48
499	Unknown (light truck)		1928- 01 ,9999	14 -16,20-25,28- 32,40-42,45,48
* Electric Vehicle, Be sure to code Related Factors -Vehicle Level, Code "36"				
MOTORHOME				
850	Motorhome	Truck-based, F-550	1956- 01 ,9999	65,73

MAKE:	Ford (Cont.)	(12)	(FORD)
--------------	---------------------	-------------	---------------

Model	Codes	Includes	Model Years	Body Types
MEDIUM/HEAVY TRUCKS				
880	Medium/Heavy Pickup (pickup-style only - over 10,000 lbs)	Super Duty F450/550	1953-01,9999	67
881	Medium/Heavy – CBE	F-5 thru F-8, L-series, FT-series, Super Duty F-series: 450/550/650/750/800 (does not include pickup style)	1953-01,9999	60-64,66,71-72, 78
882	Medium/Heavy – COE low entry	C/CT series	1964-01,9999	60-64,66,71-72, 78
883	Medium/Heavy – COE high entry	C/CLT series	1967-01,9999	60-64,66,71-72, 78
884	Medium/Heavy – Unknown engine location		1956-01,9999	60-64,66,71-72, 78
890	Medium/Heavy – COE entry position unknown		1956-01,9999	60-64,66,71-72, 78
898	Other (medium/heavy truck)		1965-01,9999	60-64,66,71-72, 78
899	Unknown (medium/heavy truck)		1956-01,9999	60-64,66,71-72, 78
BUSES				
981	Bus**: Conventional (Engine out front)	B-series (not van based)	1964-01,9999	50,52,58-59
988	Other (bus)		1965-01,9999	50,52,58-59
998	Other (vehicle)		1950-01,9999	91-93,97
999	Unknown (FORD)		1960-01,9999	49,79,99

** Use code "981" (bus) if the frontal plane or the engine location is unknown.

MAKE:	GMC	(23)	(GMC)
--------------	------------	-------------	--------------

Model	Codes	Includes	Model Years	Body Types
AUTOMOBILES				
007	Caballero		1965-87,9999	10
LIGHT TRUCKS				
401	Jimmy/Typhoon/Envoy	S-15 based, (100.5 WB), T15, SLE, SL, SLS	1983-00, 2002,9999	14
421	Fullsize Jimmy/Yukon	Fullsize pickup based, K5, K18, SL, SLE, SLT, SLS, Diamond Edition, Yukon, Yukon Denali, Denali	1969-01,9999	15

MAKE:	GMC (Cont.)	(23)	(GMC)	
Model	Codes	Includes	Model Years	Body Types
LIGHT TRUCKS (Cont.)				
431	Suburban/ Yukon XL (2000 on)	all models, SLE, C16, C26, K16. K26, C1500-2500, K1500-2500, Yukon XL	1950- 01 ,9999	16
441	Safari (Minivan)	SLT, SLX, SLE, M15, L15, SL	1985- 01 ,9999	20
461	G-series van/Savana	Rally Van, Vandura, G15- G35, Savana (G1500-3500)	1965- 01 ,9999	21-25,28-29
466	P-series van		1965- 01 ,9999	22-25,28-29
470	Van derivative	Hicube,Magna Van, Value Van, Parcel Van	1965- 01 ,9999	28-29
471	S15/T15/Sonoma	4 X 4, Syclone, SL, SLS, SLE	1982- 01 ,9999	30,32,40,42
481	C, K, R, V-series pickup/ Sierra	Excluding Yukon, C15- C35, K15-K35, R15-R35, V15-V35, Sierra, C/K1500, 2500, 3500, Sportside, X81, SL, Special, SLE, Classic	1940- 01 ,9999	31-32,39-40,42
498	Other (light truck)		1930- 01 ,9999	15,21-25,28-29, 40,42,45,48
499	Unknown (light truck)		1951- 01 ,9999	14,15,21-25,28- 29, 40,42,45,48
MOTORHOME				
850	Motor Home		1950- 01 ,9999	65,73
MEDIUM/HEAVY TRUCKS				
881	Medium/Heavy - CBE	W5000/6000/7000 series, Kodiak Brigadier/General models, Topkic	1967- 01 ,9999	60-64,66,71-72, 78
882	Medium/Heavy – COE low entry	W6000/W7000, all other COE, low entry	1968- 01 ,9999	60-64,66,71-72, 78
883	Medium/Heavy – COE high entry	Astro 95, all other COE, high entry	1969- 01 ,9999	60-64,66,71-72, 78
884	Medium/Heavy – Unknown engine location		1948- 01 ,9999	60-64,66,71-72, 78
890	Medium/Heavy – COE entry position unknown		1967- 01 ,9999	60-64,66,71-72, 78
898	Other (medium/heavy truck)		1930- 01 ,9999	60-64,66,71-72, 78
899	Unknown (medium/heavy truck)		1948- 01 ,9999	60-64,66,71-72, 78

MAKE: GMC (Cont.) (23) (GMC)

Model	Codes	Includes	Model Years	Body Types
BUSES				
981	Bus**: Conventional (Engine out front)	B6000	1950-01,9999	50-52,58-59
988	Other (bus)		1965-01,9999	50,58-59
998	Other (vehicle)		1965-01,9999	91-93,97
999	Unknown (GMC)		1940-01,9999	49,79,99

**** Use code "981"(bus) if the frontal plane or the engine location is unknown.**

MAKE: Grumman/Grumman-Olson (25)

Model	Codes	Includes	Model Years	Body Types
LIGHT TRUCKS				
401	LLV	Postal vehicle	1987-01,9999	22
441	Step-in van	Multi-stop, step van	1987-01,9999	22
498	Other (light truck)		1987-01,9999	22
499	Unknown (light truck)		1987-01,9999	22
MEDIUM/HEAVY TRUCKS				
881	Medium/Heavy – CBE		1987-01,9999	60-64,66,71-72, 78
882	Medium/Heavy - COE low entry		1987-01,9999	60-64,66,71-72, 78
883	Medium/Heavy - COE high entry		1987-01,9999	60-64,66,71-72, 78
884	Medium/Heavy - engine location unknown		1987-01,9999	60-64,66,71-72, 78
890	Medium/Heavy - entry position unknown		1987-01,9999	60-64,66,71-72, 78
898	Other (Medium/Heavy truck)		1987-01,9999	60-64,66,71-72, 78
899	Unknown (Medium/Heavy truck)		1987-01,9999	60-64,66,71-72, 78
BUSES				
983	Bus: Flat front, rear engine	Transit	1950-01,9999	50-52,58-59
988	Other (bus)		1950-01,9999	50-52,58-59
999	Unknown (GRUMMAN/ GRUMMAN-OLSON)		1950-01,9999	79,99

**** Use code "981"(bus) if the frontal plane or the engine location is unknown.**

MAKE: Honda (Acura: See "54") (37) (HOND)

Model	Codes	Includes	Model Years	Body Types
AUTOMOBILES				
031	Civic/CRX, del Sol	1300, 1500, CVCC, DX, EX, VX, CX, FE, CRX, CRXSi, S, Si, HF, LX, 4WD Wagon, GX, HX, VTEC, VP	1973- 01 ,9999	02-09
032	Accord	LX (V-6), LXI, DX, CVCC, SE-i, LX-i,V-6, SJE, SME, SMH, SMK, EX (Wagon, V-6), SE	1976- 01 ,9999	02-09
033	Prelude	S, Si, VTEC, SNF, SH, SE	1979- 01 ,9999	02
034	600	Coupe, Sedan	1968-72,9999	02
035	S2000	Roadster	2000- 01 , 9999	01
036	EV Plus*	*Electric vehicle (EV+)	1997-00,9999	03
037	Insight	*(Gasoline-Electric)	2000- 01 , 9999	03
* Electric Vehicle. Be sure to code Related Factors-Vehicle Level Code "36."				
398	Other (automobile)		1968- 01 ,9999	02-09
399	Unknown (automobile)		1968- 01 ,9999	02-09
LIGHT TRUCKS				
401	Passport	LX, EX, DX, EX-L	1994- 01 ,9999	14
402	CR-V	LX, EX, Special Edition	1997- 01 ,9999	14
441	Odyssey	LX, EX	1995- 01 ,9999	20
498	Other (light truck)		1994- 01 ,9999	14,20
499	Unknown (light truck)		1994- 01 ,9999	14,20
MOTORCYCLES				
701	0- 50 cc		1978- 01 ,9999	80-81,83,88-89
702	51-124 cc		1965- 01 ,9999	80-81,83,88-89
703	125-349 cc		1965- 01 ,9999	80,83,88-89
704	350-449 cc		1965- 01 ,9999	80,83,88-89
705	450-749 cc		1970- 01 ,9999	80,83,88-89
706	750 cc or greater		1970- 01 ,9999	80, 82 -83,88-89
709	Unknown cc		1965- 01 ,9999	80-81,83,88-89
ALL TERRAIN VEHICLES				
732	51-124cc	includes all	1972- 01 ,9999	90
733	125-349cc	ATVs/ATCs/TRXs	1972- 01 ,9999	90
734	350cc or greater	designed solely for off-road	1999- 01 ,9999	90
739	Unknown cc	use and have 3 or 4 wheels.	1972- 01 ,9999	90
998	(Other Vehicle)	Go Carts	1968- 01 ,9999	97
999	Unknown (HONDA)		1965- 01 ,9999	49,99

MAKE: Hyundai (55) (HYUN)

Model	Codes	Includes	Model Years	Body Types
AUTOMOBILES				
031	Pony	Pony Excel (Foreign)	1979-88,9999	02-03,09
032	Excel	GL, GLS, GS	1984-94,9999	03-05,07,09
033	Sonata	GL, GLS	1989-01,9999	04
034	Scoupe	LS, Turbo	1991-95,9999	02
035	Elantra	GLS, GL	1992-01,9999	04, 06, 09
036	Accent	L,GL,GS,GSi,GT	1995-01,9999	03-05,07,09
037	Tiburon	FX	1997-01,9999	02-03,09
038	XG300	L	2001	04
398	Other (automobile)		1984-01,9999	01-05,07-09
399	Unknown (automobile)		1984-01,9999	01-05,07-09
LIGHT TRUCKS				
401	Santa Fe	GL, GLS, LX	2001	14
999	Unknown (HYUNDAI)		1979-01,9999	49

MAKE: Imperial (08) (CHRY)

Model	Codes	Includes	Model Years	Body Types
AUTOMOBILES				
010	Imperial	LeBaron, Mark Cross, Crown Imperial	1954-75,9999	01-02,04,08-09
398	Other (automobile)		1965-75,9999	01-09
399	Unknown (automobile)		1965-75,9999	01-09

MAKE: Infiniti (58) (INFI)

Model	Codes	Includes	Model Years	Body Types
AUTOMOBILES				
031	M30		1990-92,9999	01-02,09
032	Q45	Standard Touring, Q45t, Luxury	1990-01,9999	04
033	G20	G20t, Touring, Standard, Luxury	1991-96, 1999-01, 9999	04
034	J30		1993-97,9999	04
035	I30	Standard, Touring, Luxury	1996-01,9999	04
398	Other (automobile)		1990-01,9999	01-02,04,08-09
399	Unknown (automobile)		1990-01,9999	01-02,04,08-09

MAKE: Infiniti (Cont.) (58) (INFI)

Model	Codes	Includes	Model Years	Body Types
LIGHT TRUCKS				
401	QX4		1997- <i>01</i> ,9999	14
999	Unknown (INFINITI)		1990- <i>01</i> ,9999	49

MAKE: Isuzu (38) (ISU)

Model	Codes	Includes	Model Years	Body Types
AUTOMOBILES				
031	I-Mark	S, RS, Turbo, DOHC	1981-90,9999	02-04,08-09
032	Impulse	Turbo, RS	1983-92,9999	02-03,09
033	Stylus		1991-94,9999	04
398	Other (automobile)		1981-94,9999	02-04,08-09
399	Unknown (automobile)		1981-94,9999	02-04,08-09
LIGHT TRUCKS				
401	Trooper/Trooper II	Deluxe, LS, S, LTD	1984- <i>01</i> ,9999	14
402	Rodeo/ Rodeo Sport	S, LS, LSE	1991- <i>01</i> ,9999	14
403	Amigo		1989-94; 1998-00,9999	14
404	VehiCROSS	VXO	1999- <i>01</i> ,9999	14
405	Axiom		2002	14
441	Oasis	S, LS	1996-99,9999	20
471	P'up (pickup)	4 X 4	1976-95,9999	30,32
472	Hombre	S, XS, XS Space Cab	1996-00,9999	30,32,40,42
498	Other (light truck)		1981- <i>01</i> ,9999	14,20,30,32,40, 42
499	Unknown (light truck)		1981- <i>01</i> ,9999	14,20,30,32,40, 42
MEDIUM/HEAVY TRUCKS				
881	Medium/Heavy – CBE		1981- <i>01</i> ,9999	60-64,66,71-72, 78
882	Medium/Heavy – COE low entry	FSR.FTR.FVR,NPR,NQR	1981- <i>01</i> ,9999	60-64,66,71-72, 78
883	Medium/Heavy - COE, high entry		1981- <i>01</i> ,9999	60-64,66,71-72, 78
884	Medium/Heavy – Unknown engine location		1981- <i>01</i> ,9999	60-64,66,71-72, 78
890	Medium/Heavy – COE entry position unknown		1981- <i>01</i> ,9999	60-64,66,71-72, 78

MAKE: Isuzu (Cont.)		(38)	(ISU)	
Model	Codes	Includes	Model Years	Body Types
MEDIUM/HEAVY TRUCKS (Cont.)				
898	Other (medium/heavy truck)		1981-01,9999	60-64,66,71-72,78,97
899	Unknown (medium/heavy truck)		1981-01,9999	60-64,66,71-72,78,97
BUSES				
981	Bus**: Conventional (Engine out front)		1981-01,9999	50-52,58-59
982	Bus: Front engine, Flat front		1981-01,9999	50-52,58-59
983	Bus: Rear engine Flat front		1981-01,9999	50-52,58-59
988	Other (bus)		1981-01,9999	50-52,58-59
** Use code "981" (bus) if the frontal plane or the engine location is unknown.				
999	Unknown (ISUZU)		1981-01,9999	49,79,99

MAKE: Jaguar		(39)	(JAGU)	
Model	Codes	Includes	Model Years	Body Types
AUTOMOBILES				
031	XJ-S, XK8, Coupe	S, SC,GT,H.E.	1976-01,9999	01-02,09
032	XJ/XJ6/12/XJR/XJ8 Sedan/Coupe	Mk II, Mk X, XJ,3.85,3.8, 340/420 Sedan; XJ8(LWB, L,Vanden Plas); XJ6(L), C, L, Vanden Plas, III, GT	1949-01,9999	02,04,08
033	XK-E	V12, Roadster, 120,140, 150, 2+2	1946-74,9999	01-03,09
034	S-Type	3.0, 4.0	2000-01,9999	04
035	XKR		2000-01,9999	01-02,09
398	Other (automobile)		1949-01,9999	01-02,04,08-09
399	Unknown (automobile)		1949-01,9999	01-02,04,08-09

MAKE: Jeep* (Includes Willys**/Kaiser-Jeep)		(02)	(AMER)	
Model	Codes	Includes	Model Years	Body Types
LIGHT TRUCKS				
401	CJ-2/CJ-3/CJ-4	Military	1940-66,9999	14
402	CJ-5/CJ-6/CJ-7/CJ-8	Scrambler, Renegade, Golden Eagle, Laredo, Wrangler	1967-93,9999	14

MAKE: Jeep* (Includes Willys/Kaiser-Jeep) (02) (AMER)**

Model	Codes	Includes	Model Years	Body Types
LIGHT TRUCKS (Cont.)				
403	YJ series/Wrangler	Wrangler (SE, Sport, Sahara)	1986-95; 1997- 01 ,9999	14
404	Cherokee (1984-on)	Limited,Laredo,Pioneer, Sport,Grand Cherokee,TSi, Briarwood, Country, RHD,SE, Classic	1984- 01 ,9999	14
421	Cherokee (thru 1983)	Wide Track, Chief, Commando, Jeepster	1969-83,9999	15
431	Grand Wagoneer	Custom, Brougham Limited, Wagoneer	1971-91, 1993, 9999	16
481	Pick-up	J-10, J-20, Honcho	1940-93,9999	31-32,40,42
482	Comanche	Chief	1986-92,9999	31-32,40,42
498	Other (light truck)		1940- 01 ,9999	14-16,19,31-32, 40-42,45,48-49
499	Unknown (light truck)		1940- 01 ,9999	14-16,19,31-32, 40-42,45,48-49

* Note that Jeep DJ-series are coded under MAKE 03, MODEL 466

** Willys Jeep can be coded 401, or 999.

MAKE: KIA (63)

Model	Codes	Includes	Model Years	Body Types
AUTOMOBILES				
031	Sephia	RS, LS, GS	1994- 01 ,9999	04
032	Rio		2001	04
033	Spectra	GS, GSX	2000-01,9999	05
034	Optima	LX, SE	2001	04
LIGHT TRUCKS				
401	Sportage	EX, 4WD	1995- 01 ,9999	14
999	Unknown (KIA)		1994- 01 ,9999	49

MAKE: Lancia (40) (LNCI)

Model	Codes	Includes	Model Years	Body Types
AUTOMOBILES				
031	Beta Sedan – HPE	Zagato	1976-82,9999	02,04,06,08-09
032	Zagato		1976-82,9999	01-02,09
033	Scorpion	(Mote Carlo- Europe Only)	1977	02

MAKE:	Lancia (Cont.)	(40)	(LNCI)
--------------	-----------------------	-------------	---------------

Model	Codes	Includes	Model Years	Body Types
AUTOMOBILES (Cont.)				
398	Other (automobile)	Stratos, Fulvia, Flavia, Appia, Aurelia, Aprilia	1946-82,9999	01-09
399	Unknown (automobile)		1946-82,9999	01-02,04,06,08-09

***NOTE: Lancia did not import in 1980. 1982 - last year imported.**

MAKE:	Land Rover	(62)	
--------------	-------------------	-------------	--

Model	Codes	Includes	Model Years	Body Types
LIGHT TRUCKS				
401	Discovery	SD, SE, SE7, LE, LSE, Series II	1994- 01 ,9999	14
402	Defender	90	1993-95;1997,9999	14
421	Range Rover	County, County SE, Great Divide, Hunter, LSE, County LWB, 4.0SE, 4.6HSE, S	1987- 01 ,9999	15
498	Other (light truck)		1987- 01 ,9999	14-15, 19
499	Unknown (light truck)		1987- 01 ,9999	19

MAKE:	Lexus	(59)	(LEXS)
--------------	--------------	-------------	---------------

Model	Codes	Includes	Model Years	Body Types
AUTOMOBILES				
031	ES-250/ES-300		1990- 01 ,9999	04
032	LS-400/ 430		1990- 01 ,9999	04
033	SC-400/SC-300	2-door Coupe	1992-00,9999	02
034	GS-300/400/ 430		1993- 01 ,9999	04
035	IS-300		2001	04
398	Other (automobile)		1990- 01 ,9999	04
399	Unknown (automobile)		1990- 01 ,9999	02,04,08
LIGHT TRUCKS				
401	RX300	2WD, 4WD	1999- 01 ,9999	14
421	LX450/LX470		1996- 01 ,9999	15
499	Unknown (light truck)		1996-01,9999	19
999	Unknown (LEXUS)		1990- 01 ,9999	49

MAKE:	Lincoln	(13)	(LINC)
--------------	----------------	-------------	---------------

Model	Codes	Includes	Model Years	Body Types
AUTOMOBILES				
001	Continental (thru '81)/ Town Car	Continental, (thru '81), Signature/ Designer Series, Town Car ('81 on, body 04 only), Cartier, Executive	1940- 01 ,9999	01-02,04,08-09, 11-12
002	Mark	I, II, III, IV, V, VI, VII, VIII LSC, Signature/Designer series	1956-98,9999	01-02,04,08-09
005	Continental ('82 on)	Signature/Designer series	1982- 01 ,9999	02,04,08
011	Versailles		1977-80,9999	04
012	LS		2000- 01 , 9999	04
398	Other (automobile)	Cosmopolitan,Capri, Premiere	1940- 01 ,9999	01-12
399	Unknown (automobile)		1940- 01 ,9999	01-12
LIGHT TRUCKS				
421	Navigator	2WD, 4WD	1997- 01 ,9999	15
481	Blackwood		2002	31
499	Unknown (light truck)		1997-01,9999	19
999	Unknown (LINCOLN)		1990- 01 ,9999	49

MAKE:	Mazda	(41)	(MAZD)
--------------	--------------	-------------	---------------

Model	Codes	Includes	Model Years	Body Types
AUTOMOBILES				
031	RX2		1970-74,9999	02,04,06,08-09
032	RX3		1970-78,9999	02,04,06,08-09
033	RX4		1974-78,9999	02,04,06,08-09
034	RX7	S, GS, GSL, SE	1979-96,9999	01-03,09
035	323/GLC/ Protege	DX, Protege (1990-on), DX, LX, ES	1977- 01 ,9999	03-07,09
036	Cosmo		1976-78,9999	02
037	626	GT,GS,GSL,SE,DX,LX,ES	1979- 01 ,9999	02,04-05,08-09
038	808		1972-77,9999	02,04,06,08-09
039	Mizer		1976	02,04,06,08-09
040	R-100		1950-72,9999	02
041	616/618		1968-72,9999	02,04,08
042	1800		1968-72,9999	04,06,09
043	929		1988-95,9999	04
044	MX-6	Turbo, LS, M-Edition	1988- 97 ,9999	02

MAKE:	Mazda (Cont.)	(41)	(MAZD)
--------------	----------------------	-------------	---------------

Model	Codes	Includes	Model Years	Body Types
AUTOMOBILES (Cont.)				
045	Miata/MX-5	Miata (LS)	1990-97, 1999- 01 , 9999	01
046	MX-3	GS	1992-95,9999	02
047	Millenia	L, S, <i>P</i> , Millennium Edition	1995- 01 ,9999	04
398	Other (automobile)	1200,616	1950- 01 ,9999	02-03,09
399	Unknown (automobile)		1950- 01 ,9999	01-09
LIGHT TRUCKS				
401	Navajo		1991-94,9999	14
402	Tribute	DX, DX-V6, LX-V6, ES-V6	2001	14
441	MPV	LX, ES, DX, All Sport	1989-98, 2000- 01 ,9999	20
471	Pickup/ B-Series Pickup	B-2000, B2200, B2300, SE-5, LX, SE (2WD,4WD), SX, Cab Plus, B2500/B2600/ B3000/ B4000	1972- 01 ,9999	30,32,40,42
498	Other (light truck)		1965- 01 ,9999	14,20,30,32
499	Unknown (light truck)		1965- 01 ,9999	19 , 39,49
999	Unknown (MAZDA)		1950- 01 ,9999	49

MAKE:	Mercedes-Benz	(42)	(MERZ)
--------------	----------------------	-------------	---------------

Model	Codes	Includes	Model Years	Body Types
AUTOMOBILES				
031	200/220/230/240/ 250/260/280/300/ 320/420	Sedan and 5-passenger "C" only; SE,CD,D,SD,TD,TE, CE,E; DOES NOT include 280 SE (1975 on) or 300 SD-see code 037;C-Class up to 1993, E-Class up to 1997	1950-97,9999	01-02,04,06, 08-09,12
032	230/280 SL	2-seater only	1964-71,9999	01-02,09
033	300/350/380/450/500/ 560 SL	2-seater only; 300/500 SL (1990 on)	1972-94,9999	01-02,09
034	350/380/420/450/560 SLC		1973-94,9999	02
035	280/300 SEL		1967-72,9999	02,04,08
036	300/380/420/450/500/ 560/SEL & 500/560, 600 SEC & 300/350 SDL		1973-94,9999	02,04,06,08,09

MAKE:		Mercedes-Benz (Cont.)	(42)	(MERZ)
Model	Codes	Includes	Model Years	Body Types
AUTOMOBILES (Cont.)				
037	300/380/450 SE	280 S, 280 SE (1975 on), 300 SD Sedan/350 SD	1968-94,9999	01-02,04,08-09
038	600, 6.9 Sedan	Pullman	1978-87,9999	04,12
039	190	D, E, 2.3, 2.5	1984-93,9999	04, 06, 09
040	300	CE Cabriolet	1993-94,9999	01
041	400/500E		1992-94,9999	01-02,04,06,08,09
042	C Class (94 on)	C220/C230 (Kompressor)/ C240/C280/C320/C36/C43	1994- 01 ,9999	04
043	S Class (95 on)	S320/350/420/430/500/600, S-55 (AMG)	1995- 01 ,9999	02,04, 08
044	SL Class (95 on)	SL 320/500/600	1995- 01 ,9999	01,02
045	SLK	SLK 230/ 320 , Kompressor	1998- 01 ,9999	01
046	CL Class	CL 500/600, CL-55 (AMG)	1998- 01 ,9999	02
047	CLK	CLK 320/430, Cabriolet , CLK 55	1998- 01 ,9999	01-02
048	E Class (97 on)	E 300/TD, 320 (Wagon) 420, 430, E-55 (AMG)	1996- 01 ,9999	04, 06, 09
398	Other (automobile)		1946- 01 ,99	01-12
399	Unknown (automobile)		1946- 01 ,99	01-12
LIGHT TRUCKS				
401	M/ML Class	ML320/ML430, ML55 (AMG)	1998- 01 ,9999	14
470	Van derivative	Kurbstar	1982- 01 ,9999	28-29
489	Other (light truck)		1946- 01 ,9999	14-16,19,31-32, 40-42, 45,48
499	Unknown (light truck)		1946- 01 ,9999	14-16,19,31-32, 40-42, 45,48
MEDIUM/HEAVY TRUCKS				
881	Medium/Heavy - CBE		1965- 01 ,9999	60-64,78
882	Medium/Heavy – COE low entry		1965- 01 ,9999	60-64,78
883	Medium/Heavy – COE high entry		1965- 01 ,9999	60-64,78
884	Medium/Heavy – Unknown engine location		1965- 01 ,9999	60-64,78
890	Medium/Heavy – COE entry position unknown		1965- 01 ,9999	60-64,78
898	Other (medium/heavy truck)		1965- 01 ,9999	60-64,78

MAKE: Mercedes-Benz (Cont.) (42) (MERZ)

Model	Codes	Includes	Model Years	Body Types
899	Unknown (medium/heavy truck)		1965-01,9999	60-64,78
BUSES (Cont.)				
981	Bus**: (Engine out front)		1965-01,9999	50-52,58-59
988	Other (bus)		1965-01,9999	50-52,58-59
989	Unknown (bus type)		1965-01,9999	91-93,97
998	Other (vehicle)		1965-01,9999	49,79,99
999	Unknown (MERCEDES- BENZ)		1950-01,9999	49,79,99

** Use code "981"(bus) if the frontal plane or the engine location is unknown.

MAKE: Mercury (Merkur: See "56") (14) (MERC)

Model	Codes	Includes	Model Years	Body Types
AUTOMOBILES				
002	Cyclone	GT, CJ, Spoiler	1964-70,9999	01-02,09
003	Capri- domestic (1967 see 008)	RS, Turbo, GS, Black Magic, 5.0	1979-86; 1989-94,9999	01,03,09
004	Cougar/XR7 (1967- 1997)	Villager, Brougham, RS, LS, GS, Eliminator, XR-7	1967-97,9999	01-02,04,06, 08- 09
006	Marquis/Monterey	Marauder, Montclair,X-100, 5-55, Parklane, S-55, Custom, Brougham Grand Marquis (GS, LS), Medalist, Turnpike, Colony Park	1952-01,9999	01-02,04,06, 08- 09
008	Comet	Caliente, Capri (1967), GT, Voyager, 202, 404, Villager Wagon	1960-79,9999	01-02,04,06, 08- 09
009	Bobcat	Runabout, Villager Wagon	1975-80,9999	03,06,09
010	Montego	GT, MX, Villager, Brougham, Comet (1968- 1970)	1968-76,9999	01-02,04,06, 08- 09
011	Monarch	Ghia	1975-80,9999	02,04,08
012	Zephyr	GS, Z-7	1978-83,9999	02,04,06,08-09
013	Lynx/LN7	L, LS, GS, RS, XR-3	1981-87,9999	03,05-07,09
015	Topaz	L, LS, GS, 4X4, XR5, LTS, Sport	1984-94,9999	02,04,08
017	Sable	LS, GS (Premium)	1986-01,9999	04,06,09
031	Capri-foreign	Capri II, 2+2	1970-77,9999	03
033	Pantera-foreign	deTomaso	1972-74,9999	01-10

MAKE: Mercury (Merkur: See "56") (14) (MERC)

Model	Codes	Includes	Model Years	Body Types
AUTOMOBILES (Cont.)				
036	Tracer	L, GL, LTS, GS, LS	1988-99,9999	03-06,09
037	Mystique	GS, LS	1995-00,9999	04
038	Cougar (1999 on)	V-6, I-4, S	1999- 01,9999	02-03,09
398	Other (automobile)		1962- 01,9999	01-10
399	Unknown (automobile)		1952- 01,9999	01-10
LIGHT TRUCKS				
401	Mountaineer		1996- 01,9999	14
443	Villager	LS, GS, Nautica, Estate, Sport	1993- 01,9999	20
498	Other (light truck)		1993- 01,9999	14,20
499	Unknown (light truck)		1993- 01,9999	49
999	Unknown (MERCURY)		1950- 01,9999	49

MAKE: Merkur (56) (MERK)

Model	Codes	Includes	Model Years	Body Types
AUTOMOBILES				
031	XR4Ti	Turbo	1985-89,9999	03
032	Scorpio	Turbo	1988-90,9999	05
398	Other (automobile)		1985-90,9999	03-05,07,09
399	Unknown (automobile)		1985-90,9999	03-05,07,09

MAKE: MG (43) (MG)

Model	Codes	Includes	Model Years	Body Types
AUTOMOBILES				
031	Midget	GAN I/II/III/4/5, MK I, MK II, MKIII	1962-80,9999	01
032	MGB	MK I/II/IV, 600 Limited, V-8	1955-80,9999	01-02,09
033	MGB	GT, MK III	1967-74,9999	02-03,09
034	MGA	1500, 1600, YT,TC,TD/II, MK I/II, A	1945-62,9999	01-02,09
035	TA/TC/TD/TF	Y-Type, 430, TDC	1945-62,9999	01-02,09
036	MGC	GT	1968-69,9999	01-02,09
037	Magnette/Sports Sedans	ZB,ZA/YA/YB, MK III, MK IV, 1100, 1300	1945-66,9999	02,04,08

MAKE:	MG (Cont.)	(43)	(MG)
--------------	-------------------	-------------	-------------

Model	Codes	Includes	Model Years	Body Types
AUTOMOBILES (Cont.)				
	398	Other (automobile)	1945-80,9999	01-04,08-09
	399	Unknown (automobile)	1945-80,9999	01-04,08-09

MAKE:	Mitsubishi	(52)	(MITS)
--------------	-------------------	-------------	---------------

Model	Codes	Includes	Model Years	Body Types
AUTOMOBILES				
	031	Starion	1982-89,9999	03
	032	Tredia	1982-88,9999	04
	033	Cordia	1982-88,9999	03
	034	Galant	1985- <i>01</i> ,9999	04
	035	Mirage	1985- <i>01</i> ,9999	02-04,08-09
	036	Precis	1987-94,9999	03,05,07
	037	Eclipse	1990- <i>01</i> ,9999	01-03,09
	038	Sigma	1989-90,9999	04
	039	3000 GT	1991-99,9999	01-03,09
	040	Diamante	1992- <i>01</i> ,9999	04,06,09
	045	Expo Wagon	1992-95,9999	06
	398	Other (automobile)	1960- <i>01</i> ,9999	01-09
	399	Unknown (automobile)	1960- <i>01</i> ,9999	01-09
LIGHT TRUCKS				
	401	Montero	1983- <i>01</i> ,9999	14
	441	Mini-Van	1987-90,9999	20
	471	Pickup	1983-96,9999	30,32,40,42
	498	Other (light truck)	1983- <i>01</i> ,9999	14,20,30,40,42
	499	Unknown (light truck)	1983- <i>01</i> ,9999	20,49
MEDIUM/HEAVY TRUCKS				
	882	Medium/Heavy – COE low entry	1983- <i>01</i> ,9999	60-64,66,71-72, 78
	898	Other (medium/heavy truck)	1983- <i>01</i> ,9999	60-64,66,71-72, 78
	899	Unknown (medium/ heavy truck)	1983- <i>01</i> ,9999	60-64,66,71-72, 78

MAKE:	Mitsubishi (Cont.)	(52)	(MITS)
--------------	---------------------------	-------------	---------------

Model	Codes	Includes	Model Years	Body Types
BUSES				
981	Bus**:	Conventional (Engine out front)	1981-01,9999	50-52,58-59
982	Bus:	Front engine, Flat Front	1981-01,9999	50-52,58-59
983	Bus:	Rear engine, Flat front	1981-01,9999	50-52,58-59
988	Other (bus)		1981-01,9999	50-52,58-59
** Use code "981"(bus) if the frontal plane or the engine location is unknown				
999	Unknown (MITSUBISHI)		1983-01,9999	49,79,99

MAKE:	Nissan/Datsun	(35)	(DATS)
--------------	----------------------	-------------	---------------

Model	Codes	Includes	Model Years	Body Types
AUTOMOBILES				
031	F-10		1977-78,9999	03,05-07,09
032	200SX/240SX	SE, SE-R, LE	1977-98,9999	01-03,09
033	210/1200/B210	110 series, Honeybee	1971-82,9999	02-04,06,08-09
034	Z-car, ZX	240/260/280Z&ZX, 300 ZX, 2+2, Turbo	1970-96,9999	01-03,09
035	310	SPL	1979-82,9999	02-03,05,07,09
036	510	PL,WPL	1968-73; 1978-81,9999	02-09
037	610	PL,HL	1973-76,9999	02-04,06,08-09
038	710	PL	1974-77,9999	02-04,06,08-09
039	810/Maxima	SE, GXE, GLE	1977-01,9999	04,06,09
040	Roadster	SPL311, SRL311, 1500,1600, 2000, convertible, Fairlady	1950-70,9999	01
041	311/411	1000,Bluebird,PL311/ PL312/ PL410/PL411/ RL411	1959-67,9999	04,06,09
042	Stanza	XE	1982-93,9999	03-07,09
043	Sentra	E, XE, GXE, SE,SE-R, GLE,CA	1982-01,9999	02,04,06,08-09
044	Pulsar	NX,EXA (1986 on)	1983-90,9999	02-03,05,07,09
045	Micra		1987-94,9999	01-05,07-09
046	NX 1600/2000	T-bar coupe	1991-94,9999	02-03,09
047	Altima	XE, GXE, SE, GLE	1993-01,9999	04
398	Other (automobile)	110 sedan,K110	1955-01,9999	01-10
399	Unknown (automobile)		1955-01,9999	01-10

MAKE:	Nissan/Datsun (Cont.)	(35)	(DATS)
--------------	------------------------------	-------------	---------------

Model	Codes	Includes	Model Years	Body Types
LIGHT TRUCKS				
401	Pathfinder	MPV, 4X4, XE, LE, SE	1986-01,9999	14
402	Xterra	XE (I-4), SE	2000-01,9999	14
441	Van	XE, GXE	1987-91,9999	20
442	Axxess		1989-90,9999	20
443	Quest	XE, GXE, SE, GLE	1993-01,9999	20
444	Altra EV*	(electric vehicle*)	1998-01,9999	20
471	Datsun/Nissan Pickup 1955-1997)	120,620 series, King Cab, Hardbody, XE, SE	1955-97,9999	30,32,40,42
472	Frontier (1998 on)	XE, SE , SC (Regular Cab, KingCab, Desert Runner, CrewCab)	1998-01,9999	30,32,40,42
498	Other (light truck)	Patrol (1960)	1955-01,9999	15,20,30,32
499	Unknown (light truck)		1955-01,9999	20,49
* Electric Vehicle. Be sure to code Related Factors -Vehicle Level Code "36."				
MEDIUM/HEAVY TRUCKS				
883	Medium/Heavy – COE high entry		1986-01,9999	60-64,66,71-72 78
898	Other (medium/heavy truck)		1986-01,9999	60-64,66,71-72 78
899	Unknown (medium/heavy truck)		1986-01,9999	60-64,66,71-72 78
999	Unknown (NISSAN/DATSUN)		1950-01,9999	49,79,99

MAKE:	Oldsmobile	(21)	(OLDS)
--------------	-------------------	-------------	---------------

Model	Codes	Includes	Model Years	Body Types
AUTOMOBILES				
001	Cutlass (RWD-only)	Supreme, S, LS, Salon, Brougham Vista Cruiser, F85 (thru 1972), Rallye 350, Hurst Olds, 442, Calais (thru 1985), Classic (88)	1960-88,9999	01-02,04,06, 08-09
002	Delta 88/LSS	Royale, Custom, Delta, Jetstar 88, Delmont 88, Starfire (Thru 1966), Custom Cruiser, Jetfire, Eighty-Eight (LS, 50th Anniv. Edition)	1949-99,9999	01-04,06,08-09

MAKE:	Oldsmobile (Cont.)	(21)	(OLDS)
--------------	---------------------------	-------------	---------------

Model	Codes	Includes	Model Years	Body Types
AUTOMOBILES (Cont.)				
003	Ninety-Eight/Regency	Luxury, Futuramic, Brougham	1949-99,9999	01-02,04,08-09
005	Toronado	XS,XSR, Trofeo, Brougham Custom	1966-92,9999	02
006	Commercial Series	Ambulance/Hearse	1940- 01 ,9999	09-12
012	Starfire	SX, GT, ST	1975-80,9999	01-03,09
015	Omega	X-body type, Brougham	1973-85,9999	02-04,08-09
016	Firenza	S, LS, SX, Cruiser, GT	1982-88,9999	03-06,07,09
017	Ciera	Cutlass Ciera, Cutlass Cruiser, Brougham, ES, I (International)	1982-96,9999	01-02,04,06,08-09
018	Calais	GT, ES, 500	1985-91,9999	02,04,08
020	Cutlass (FWD)	Supreme (Excludes Ciera),GLS, GL	1988-99,9999	01,02,04,08-09
021	Achieva/Alero	SC, SL, GX, GL (1,2,4), GLS	1992- 01 ,9999	02,04,08
022	Aurora	3.5L, 4.0L	1995-99, 2001 ,9999	04
023	Intrigue	GL, GX, GLS	1997- 01 ,9999	02,04,08
398	Other (automobile)	66/68/70/90, Dynamic 70	1930- 01 ,9999	01-12
399	Unknown (automobile)		1930- 01 ,9999	01-12
LIGHT TRUCKS				
401	Bravada		1991-94; 1996- 01 ,9999	14
441	Silhouette	GL, GLS, Series I, Series II, GS Premier Edition	1990- 01 ,9999	20
499	Unknown (light truck)		1932- 01 ,9999	49
999	Unknown (OLDSMOBILE)		1932- 01 ,9999	49

MAKE:	Peugeot	(44)	(PEUG)
--------------	----------------	-------------	---------------

Model	Codes	Includes	Model Years	Body Types
AUTOMOBILES				
031	304		1971-72,9999	04-06,09
032	403	Station Wagon	1955-67,9999	01,04,06,09
033	404	Station Wagon	1961-70,9999	01,04,06,09

MAKE: Peugeot (Cont.)		(44)	(PEUG)	
Model	Codes	Includes	Model Years	Body Types
AUTOMOBILES (Cont.)				
034	504/505	STI, STX, Turbo, S, STI, STX, GL, GLS Liberte, Station Wagon, DSL, DL, GLX	1970-91,9999	04-06,09
035	604	SL, D	1977-84,9999	04
036	405	Mi-16, DL, S	1989-91,9999	04,06,09
398	Other (automobile)	202,203	1945-91,9999	01-09
399	Unknown (automobile)		1945-91,9999	01-09
MOTORCYCLES				
701	0 - 50 cc		1965-83,9999	81
702	51-124cc		1965-83,9999	81
709	Unknown cc		1965-83,9999	81
999	Unknown (PEUGEOT)		1960-83,9999	99

MAKE: Plymouth		(09)	(PLYM)	
Model	Codes	Includes	Model Years	Body Types
AUTOMOBILES				
001	Valiant/Scamp/Duster (thru 1976)	100, 200, Brougham, Signet, Custom, Special, 340, 360, Twister	1960-76,9999	01-02,04,06,08-09
002	Satellite/Belvedere	Belvedere I/II, GTX, Roadrunner (through 1974), Brougham, Sebring, Sebring Plus, Superbird	1951-74,9999	01-02,04,06,08-12
003	Fury (Fury Gran thru '78)	I, II, III, Roadrunner (1975), Suburban, Salon, VIP, Sport	1957-78,9999	01-02,04,06,08-09
004	Gran Fury ('80 on)	Sedan, Coupe, Salon	1980-89,9999	02,04,06,08-09
005	Barracuda	Formula, S, 340, Gran Coupe, AAR, Cuda	1964-74,9999	01-02,09
006	Volare'	Custom, Premier, Roadrunner (1976 on), Police	1976-80,9999	02,04,06,08-09
007	Caravelle	Turbo, SE	1985-88,9999	04
008	Horizon/Turismo	TC-3, Turismo 2.2, Miser, America, Custom, SE, Duster (1985 on), Expo	1978-90,9999	03,05,07
011	Reliant (K)	SE, LE, Reliant America, Limited	1981-89,9999	02,04,06,08-09
013	Scamp-(car-based p/u)	GT, 2.2	1982-84,9999	10

MAKE: Plymouth (Cont.)		(09)	(PLYM)
Model	Codes	Includes	Model Years Body Types
AUTOMOBILE (Cont.)			
017	Sundance	RS, Turbo,Sundance Duster,America	1987-94,9999 03,05,07
019	Acclaim	LX, LE	1989-95,9999 04
020	Neon	Sport, Competition, Highline	1995- 01 ,9999 02,04,08
031	Cricket		1971-72,9999 04,06,09
032	Arrow	GS, GT, Fire Arrow	1976-80,9999 03
033	Sapporo	all imported	1978-83,9999 02-03,09
034	Champ/Colt import (includes 2WD Vista)	Turbo, Custom, GL, SE, DL, E Station wagon (1984 on)	1979-94,9999 02-09
035	Conquest	TSI	1984-87,9999 03
037	Laser	RS, Turbo	1989-94,9999 02-03,09
038	Breeze		1996-00,9999 04
039	Prowler	Roadster, Black Tie Edition	1997,1999- 01 , 9999 01
398	Other (automobile)	Regant, Fleet,Savoy, Concord, Cambridge	1930-95,9999 01-12
399	Unknown (automobile)		1965- 01 ,9999 01-12
LIGHT TRUCKS			
421	Trailduster		1974-93,9999 15
441	Vista Van	4X4 (only)	1987-94,9999 20
442	Voyager (minivan) (2001 and on, see Chrysler)	SE, LX, Grand Voyager, SE Expresso, EPIC-electric*	1984-00,9999 20
461	Van-fullsize (B-series)	Voyager (thru 1983), Sport, Premier	1965-95,9999 21,23
471	Arrow pickup (foreign)		1975-91,9999 30,32
498	Other (light truck)		1965- 00 ,9999 15,20-21,23,28- 29,42,45,48
499	Unknown (light truck)		1974- 00 ,9999 15,20-21,23,28- 29,42,45,48
* Electric Vehicle. Be sure to code Related Factors -Vehicle Level Code "36."			
998	Other (vehicle)		1965- 01 ,9999 91-93,97
999	Unknown (PLYMOUTH)		1957- 01 ,9999 49

MAKE: Pontiac (22) (PONT)

Model	Codes	Includes	Model Years	Body Types
AUTOMOBILES				
001	Lemans/ Tempest (thru 1970)	Safari, T-37, Luxury, Grand Sport, GTO (thru 1973), GT-37, Sprint, Judge, Grand AM (73-75), Grand Lemans	1961-81,9999	01-02,04,06,08-09
002	Bonneville/Catalina/ Parisienne	Brougham, Grand Safari, Safari, Grandville, 2+2, Executive, Starchief SE, SSE, SSEi,G, SLE	1954-01,9999	01-02,04,06,08-09
005	Fiero	2M4, 2M6, GT, SE	1984-89,9999	02
008	Ventura	II, SJ, Sprint, GTO (74-77), Custom	1971-77,9999	02-04,09
009	Firebird/Trans AM	Esprit, Formula, GTA, Redbird, Yellowbird, Skybird, SE, Bandit, TransAm	1967-01,9999	01-03,09
010	Grand Prix (RWD)	J, LJ, SJ, Brougham, 2+2, GT, STE, SE	1962-87,9999	01-02,09
011	Astre	Safari, SJ, Custom	1975-77,9999	02-03,06,09
012	Sunbird (thru 1980;1985 on see model 016)	Safari, Sport, Formula	1976-80,9999	01-09
013	T-1000/1000	2T	1981-87,9999	03,05,07
015	Phoenix	LJ, SJ	1977-84,9999	02-05,07-09
016	Sunbird (1985-1994)/ J-2000/Sunfire (1995 on)	LE, SE, GT, 2000 Convertible, 2J,S, SE, GT	1982-01,9999	01-09
017	6000	STE, SE, LE	1982-91,9999	02,04,06,08-09
018	Grand AM	SE, LE, GT, GT1, SE, SE1, SE2	1973-01,9999	02,04,08
020	Grand Prix (FWD)	LE, SE, STE, GT, McLaren Turbo, GTP	1988-01,9999	01-02,04,08-09
031	Lemans (1988-on)	LE, SE, Tempest (Canadian)	1988-93,9999	01-09
398	Other (automobile)	Torpedo, Sreamliner, Chieftain Star Chief, Super Chief	1946-01,9999	01-10
399	Unknown (automobile)		1926-01,9999	01-10
LIGHT TRUCKS				
401	<i>Aztek</i>	<i>GT, SE</i>	<i>2001</i>	<i>14</i>
441	Trans Sport/Montana	SE, Montana	1990-01,9999	20
499	<i>Unknown (light truck)</i>		<i>1990-01,9999</i>	<i>19,39</i>

MAKE:	Pontiac (cont.)	(22)	(PONT)
--------------	------------------------	-------------	---------------

Model	Codes	Includes	Model Years	Body Types
999	Unknown (PONTIAC)		1951- 01 ,9999	49

MAKE:	Porsche	(45)	(PORS)
--------------	----------------	-------------	---------------

Model	Codes	Includes	Model Years	Body Types
AUTOMOBILES				
031	911/996	L, S, E, T, SC, Carrera (2, 4, Cabriolet, Targa), Slopenose, 4S, Targa, Speedster, Turbo, B series, S-Coupe, Cabriolet (S)	1965- 01 ,9999	01-02,09
032	912	1600, E, T	1966-69; 1976, 9999	01-02,09
033	914	1.7, 1.8, 2.0, S, 914/4/6	1970-76,9999	01
034	924	Turbo, S	1977-88,9999	01-03,09
035	928	S, S4, GT, GTS	1978-95,9999	02-03,09
036	930	Turbo	1979	02
037	944	Turbo, S, S2	1983-91,9999	01-03,09
038	959	Not Imported to U.S.	1989-94,9999	01-03,09
039	968		1992-95,9999	01,02,09
040	986	Boxster,Boxster Cabriolet, S	1997- 01 ,999	01
398	Other (automobile)	Spyder, Speedster (prior to '65), 356 (A,B,C) Grund, America, Super, 1500	1948- 01 ,9999	01-03,09
399	Unknown (automobile)		1948- 01 ,9999	01-03,09

MAKE:	Renault	(46)	(RENA)
--------------	----------------	-------------	---------------

Model	Codes	Includes	Model Years	Body Types
AUTOMOBILES				
031	LeCar	R-5, R5TL, GTL, TL, DLX	1976-83,9999	02-05,07-09
032	Dauphine/10/R-8 Caravelle	all models, R-1190, R8 -1100	1955-71,9999	01-02,04,08-09
033	12	R-12L, R-12TL/GTL	1972-77,9999	04,06,09
034	15	R-15TL	1973-76,9999	02-03,09
035	16	R-16, R-1152	1969-72,9999	06
036	17	R17, Gordini Coupe, R17TL	1972-80,9999	01-02,09
037	18i/Sportwagon	R18i, Deluxe, DLX	1981-86,9999	04,06,09

MAKE:	Renault (Cont.)	(46)	(RENA)
--------------	------------------------	-------------	---------------

Model	Codes	Includes	Model Years	Body Types
039	Alliance/Encore GTA, Convertible	L, DL, Limited, X-37	1983-87,9999	01-05,07-09
041	Alpine	GT, GTA Coupe, Not imported to U.S.	1971-90,9999	02-03,09
044	Medallion **	DL, LX	1987	04,06,09
045	Premier**		1987	04
398	Other (automobile)	Juvaquatre, 4CV, Fregate, Domaine	1946-89,9999	01-11
399	Unknown (automobile)		1946-89,9999	01-11

**** Note: Medallion and Premier listed under Eagle after 1987.**

MAKE:	Saab	(47)	(SAA)
--------------	-------------	-------------	--------------

Model	Codes	Includes	Model Years	Body Types
AUTOMOBILES				
031	99/99E/900	S, GL, GLE, L, LE, 2CM, 4CM Turbo, Cabriolet, 2EM, 4EM, CM, SE	1969-98,9999	01-05,07-09
032	Sonnett	II, III, 97	1967-74,9999	02
033	95/96	V-4, M, S, M-S, SPECIAL	1959-73,9999	02,06,09
034	9000	S, Turbo, CS, CD, CDE, E, AERO, CSE	1985-98,9999	04,05,09
035	9-3	SE, <i>Viggen</i>	1999-01,9999	01,03,05,07,09
036	9-5	SE, Alero, <i>2.3t, SEt</i>	1999-01,9999	02,04,06,08,09
398	Other (automobile)	Monte Carlo 850, GT850, GT750, 92/93	1950-01,9999	01-09
399	Unknown (automobile)		1950-01,9999	01-09

MAKE:	Saturn	(24)	(STRN)
--------------	---------------	-------------	---------------

Model	Codes	Includes	Model Years	Body Types
AUTOMOBILES				
001	SL	SL, SL1, SL2	1991-01,9999	04
002	SC	SC1, SC2	1991-01,9999	02
003	SW	SW1, SW2	1993-01,9999	06
004	EV1*	Electric Vehicle (Gen II)	1997-01,9999	02
005	LS	LS, LS1, LS2, <i>L100/L200/L300</i>	2000-01,9999	04

*** Electric Vehicle. Be sure to code Related Factors-Vehicle Level Code "36."**

MAKE: Saturn (cont.) (24) (STRN)

Model	Codes	Includes	Model Years	Body Types
AUTOMOBILES (cont.)				
006	LW	LW1, LW2, <i>LW200/300</i>	2000- <i>01,9999</i>	06
398	Other (automobile)		1991- <i>01,9999</i>	02,04,06,08-09
399	Unknown (automobile)		1991- <i>01,9999</i>	02,04,06,08-09

MAKE: Sterling (61) (STLG)

Model	Codes	Includes	Model Years	Body Types
AUTOMOBILES				
031	827	Li, SL, S, SLI	1987-91,9999	04-05,09
398	Other (automobile)	825, S, SL, Oxford Edition	1987-91,9999	04-05,09
399	Unknown (automobile)		1987-91,9999	04-05,09

MAKE: Subaru (48) (SUBA)

Model	Codes	Includes	Model Years	Body Types
AUTOMOBILES				
031	Loyale (1990 on)/DL/ FE/G/GF/GL/GLF/STD	4-wheel drive, S, 1300, 1400, 1600, 1800, A15L, A44L, Touring Wagon, Turbo	1972-94,9999	02-09
032	Star	FF -1 Star, 1100	1971	02,04,06,08-09
033	360		1958-70,9999	02
034	Legacy	L, LS, LSI, 4WD, Outback (Limited, Ltd, Sport, <i>VDC</i> , <i>L.L. Bean Edition</i>), GT, Brighton, Sport Utility Sedan (Ltd.), 30th Anniv. Outback	1990- <i>01,9999</i>	04-06,09
035	XT/XT6	4WD Turbo, convertible, DL, GL	1985-91,9999	01-02,09
036	Justy	DL, GL, 4WD	1987-94,9999	03,05,07
037	SVX	LS, LSL, XR, LSi	1992-97,9999	02
038	Impreza	L, LS, Brighton, Outback Sport, RS, <i>L-Sport, LX</i>	1993- <i>01,9999</i>	02,04,06,08-09
<i>039</i>	<i>RX</i>		<i>1986-89,9999</i>	<i>03-04,09</i>
043	Brat	DL, GL	1978-87,9999	10
398	Other (automobile)		1968- <i>01,9999</i>	01-10
399	Unknown (automobile)		1968- <i>01,9999</i>	01-10

MAKE: Subaru (cont.) (48) (SUBA)

Model	Codes	Includes	Model Years	Body Types
LIGHT TRUCKS				
401	Forester	L, S,	1997- <i>01</i> ,9999	14
999	Unknown (SUBARU)		1958- <i>01</i> ,9999	49

MAKE: Suzuki (53) (SUZI)

Model	Codes	Includes	Model Years	Body Types
AUTOMOBILES				
031	Swift/SA310	GTi, GTX, GLX, GA, GT, GL	1989- <i>01</i> ,9999	03-05,07,09
032	Esteem	GL, GLX, GLX+	1995- <i>01</i> ,9999	04, 06, 09
398	Other (automobile)	800 Fronte, Alto	<i>1981-01</i> ,9999	03-05,07,09
399	Unknown (automobile)		<i>1981-01</i> ,9999	03-05,07,09
LIGHT TRUCKS				
401	Samurai	Standard, Deluxe, JL	1986-96,9999	14
402	Sidekick/Vitara	JS, JX, JLX, JLS, Sport, Grand Vitara (JS,JLX,JLS,Ltd., <i>XL-7</i>)	1989- <i>01</i> ,9999	14
403	X-90		1996-98,9999	14
498	Other (light truck)	<i>Jimny</i>	<i>1981-01</i> ,9999	14
499	Unknown (light truck)		<i>1981-01</i> ,9999	14
MOTORCYCLES				
701	0-50cc		1970- <i>01</i> ,9999	80-81,83,88-89
702	51-124cc		1970- <i>01</i> ,9999	80-81,83,88-89
703	125-349cc		1969- <i>01</i> ,9999	80,83,88-89
704	350-449cc		1970-93, 2000- <i>01</i> ,9999	80,83,88-89
705	450-749cc		1969- <i>01</i> ,9999	80,83,88-89
706	750cc-over		1970- <i>01</i> ,9999	80,83,88-89
709	Unknown cc		1969- <i>01</i> ,9999	80-83,88-89
ALL TERRAIN VEHICLES				
731	0-50cc	includes all ATVs	1969-87,9999	90
732	51-124cc	designed solely for	1969- <i>01</i> ,9999	90
733	125-349cc	off-road use and have 3	1969- <i>01</i> ,9999	90
734	350cc or greater	or 4 wheels.	1969-93, 1999- <i>01</i> , 9999	90
739	Unknown cc		1969- <i>01</i> ,9999	90
999	Unknown (SUZUKI)		1969- <i>01</i> ,9999	49,99

MAKE: Toyota (49) (TOYA)

Model	Codes	Includes	Model Years	Body Types
AUTOMOBILES				
031	Corona	Mark II, Custom, 1900, 2000, Deluxe	1966-83,9999	02,04,06,08-09
032	Corolla	1100, 1200, 1600, SR-5, LE, DX, CE, Deluxe, Custom, FX, FX16, Sport, GTS, VE, S	1969-01,9999	02-09
033	Celica	1900, 2000, GT, ST, GTS, VE	1971-01,9999	01-03,09
034	Supra	Celica Supra, Soarer, Turbo	1979-98,9999	03
035	Cressida		1978-92,9999	04-06,09
036	Crown	2300, 2600, Toyopets	1958-71,9999	02,04,06,08-09
037	Carina	2000	1972-73,9999	02
038	Tercel	Corolla Tercel,4WD,EZ, DX,LE, DLX, CE	1980-98,9999	02-09
039	Starlet		1981-84,9999	03
040	Camry	LE, Deluxe, XLE, DLX, SE, All-Trac, CE	1983-01,9999	02,04-06,08-09
041	MR-2/MR Spyder	Super Charged	1984-95, 2000-01,9999	01-02,09
042	Paseo	Turbo, T-bar	1992-97,9999	01-02,09
043	Avalon	XL, XLS	1995-01,9999	04
044	Solara	Camry Solara (SE,SLE)	1999-01,9999	01-02,09
045	ECHO		2000-01,9999	02,04,09
046	<i>Pirus *</i>	<i>*Electric hybrid</i>	<i>2001</i>	<i>04</i>
398	Other (automobile)	2000 GT Coupe (1960s), Sports 800, Vipor, Tiara	1960-01,9999	01-10
399	Unknown (automobile)		1960-01,9999	01-10
LIGHT TRUCKS				
401	4-Runner	SR5, Limited	1984-01,9999	14
402	RAV4*	L, EVs-electric*	1996-01,9999	14
403	Highlander		2001	14
421	Landcruiser	4WD	1964-01,9999	15
422	Sequoia	SR5, Limited	2001	15
441	Minivan (1984-90)/ Previa (1991 on)	LE, Cargo, DX, XLE	1984-97,9999	20
442	Sienna	CE, LE, XLE	1998-01,9999	20
471	Pickup	SR-5,Extra Cab, Sport, LN44, Chinook, Wonder Wagon	1974-95,9999	30-32,40,42

* Electric Vehicle. Be sure to code Related Factors -Vehicle Level code "36."

MAKE: Toyota (Cont.) (49) (TOYA)

Model	Codes	Includes	Model Years	Body Types
LIGHT TRUCKS (Cont.)				
472	Tacoma	SR5, Xtracab, Limited, Prerunner, Side Step, <i>Double Cab, S-Runner</i>	1995-01,9999	30,32,40, 42
481	T-100	DX, SR5, Limited, Xtracab	1993-98,9999	31-32,40,42
482	Tundra	SR5 (Access Cab), LTD, (Access Cab)	1999-01,9999	31-32,40,42
498	Other (light truck)		1970-01,9999	14-15,19-20,29-30,32,39
499	Unknown (light truck)		1973-01,9999	14,19,30,32,39, 49
999	Unknown (TOYOTA)		1966-01,9999	49

MAKE: Triumph (50) (TRIU)

Model	Codes	Includes	Model Years	Body Types
AUTOMOBILES				
031	Spitfire	I, II, III, IV, 1500	1962-81,9999	01,02,09
032	GT-6	MK3	1967-73,9999	01,02,09
033	TR4	TR2, TR3, TR4A	1958-68,9999	01,02,09
034	TR6		1969-76,9999	01,02,09
035	TR7/TR8		1975-81,9999	01,02,09
036	Herald	Vitesse	1960-74,9999	01-02,06,09
037	Stag		1971-73,9999	01,02,09
398	Other (automobile)	1800,2000,Mayflower, Renown,1200	1946-81,9999	01-02,04,08-09
399	Unknown (automobile)		1946-81,9999	01-02,04,08-09
MOTORCYCLES				
701	0-50cc		1965-83,9999	80
702	51-124cc		1965-83,9999	80
703	125-349cc		1950-74,9999	80
704	350-449cc		1950-71,9999	80
705	450-749cc		1950-83,9999	80
706	750cc or greater		1950-74, 1983-01,9999	80
709	Unknown cc		1950-01,9999	80
799	Unknown (motored cycle)		1950-01,9999	80
999	Unknown (TRIUMPH)		1950-01,9999	99

MAKE: Volkswagen (30) (VOLK)

Model	Codes	Includes	Model Years	Body Types
AUTOMOBILES				
031	Karmann Ghia		1954-75,9999	01-02,09
032	Beetle 1300/1500	Flat windshield, 94.5" WB	1948-77,9999	01-02,09
033	Super Beetle	Curved windshield, 95.3" WB	1971-80,9999	01-02,09
034	411/412	Squareback/Fastback	1971-74,9999	03-04,09
035	Squareback/Fastback	Type 3, 1600	1965-74,9999	02
036	Rabbit	L, GTI, Sport, LS, Custom, DL, Deluxe	1975-84,9999	01,03,05-07,09
037	Dasher		1974-81,9999	03,05-07,09
038	Scirocco	16V	1975-88,9999	02
040	Jetta	Jetta III, GL (TDI), GLI, GLS (TDI, VR6),GT, Carat, TDI, GLX (VR6)	1981-01,9999	02,04,08
041	Quantum	Synco	1982-88,9999	02,04,06,08-09
042	Golf/Cabriolet/Cabrio/GTI	Golf II, GTI (GLS, GLX), GT, GL(TDI), Golf III, GLS (TDI), Wolfsburg, Cabrio (GL, GLS)	1985-01,9999	01,03,05-07-09
043	Rabbit Pickup	car-based pickup	1980-83,9999	10
044	Fox	GL	1987-94,9999	02,04,06,08-09
045	Corrado		1989-94,9999	02
046	Passat	GL, GLS (Synchro, V6), TDI, GLX (Synchro, V6)	1990-01,9999	04,06,09
047	New Beetle	GL, GLS, GLS-TDI, GLS-108T, GLX	1998-01,9999	03
398	Other (automobile)		1965-01,9999	01-10
399	Unknown (automobile)		1956-01,9999	01-10
LIGHT TRUCKS				
401	The Thing (181)		1973-75,9999	14
441	Vanagon/Camper	Bus, Kombi, Van	1955-91,9999	20,23-25
442	Eurovan	GLS, MV, Camper	1992-01,9999	20
498	Other (light truck)		1967-80,9999	14,20
499	Unknown (light truck)		1965-01,9999	20,49
998	Other (vehicle)		1965-01,9999	91-93,97
999	Unknown (VOLKSWAGEN)		1956-01,9999	49

MAKE: Volvo (51) (VOLV)

Model	Codes	Includes	Model Years	Body Types
AUTOMOBILES				
031	122	S	1958-68,9999	02,04,06,08-09
032	140/142/144/145 *	S, E, GL, GLS, Deluxe	1968-74,9999	02,04,06,08-09
033	164	S, E	1970-75,9999	04
034	240 series*/DL/GL/GLT	242, 244, 245, DL, GL, GLT, Deluxe	1975-93,9999	02,04,06,08-09
035	260 series/GLE	264,265,262, c, Volvo Coupe, Volvo Diesel	1976-82,9999	02,04,06,08-09, 12
036	1800	E, S, ES, P1800	1960-73,9999	02,06,09
037	PV544	PV444	1947-65,9999	04,06,09
038	760/780	GLE, Turbo, Bertone Coupe	1983-92,9999	02,04,06,08-09, 12
039	740	GLE, GT, Turbo, GL, SE	1983-92,9999	04,06,09
040	940	GLE, Turbo, SE	1991-95,9999	04,06,09,12
041	960		1992-97,9999	04,06,09,12
042	850	GLT, Turbo, T-5, GTAS, GTMS Cross Country	1993-97,9999	04,06,09
043	70 Series	C70 (LT, HT), S70 (GLT, T5, AWD) V70 (R, SC Cross Country, GLT, T-5, XC, M, 2.4T),	1998- 01 ,9999	01-02, 04, 06, 09
044	90 Series	S90, V90	1998	04, 06, 09
045	80 Series	S80 (2.9, T-6, <i>Executive</i>)	1999- 01 ,9999	04
046	40 Series	S40, V40	2000- 01 , 9999	04,06,09
047	60 Series	S60 (2.4T, T5)	2001	04
398	Other (automobile)		1958- 01 ,9999	01-12
399	Unknown (automobile)		1958- 01 ,9999	01-12
MEDIUM/HEAVY TRUCKS				
881	Medium/Heavy – CBE		1981-93, 1996- 01 ,9999	60-64,66,78
882	Medium/Heavy - COE low entry		1981-93, 1996- 01 ,9999	60-64,66,78
883	Medium/Heavy - COE high entry		1981-93, 1996- 01 , 9999	60-64,66,78
884	Medium/Heavy – Unknown engine location		1981-93, 1996- 01 , 9999	60-64,66,71-72, 78
890	Medium/Heavy – COE entry position unknown		1981-93, 1996- 01 , 9999	60-64,66,78
898	Other (medium/heavy truck)		1981-93, 1996- 01 , 9999	60-64,66,71-72, 78

MAKE: Volvo (Cont.) (51) (VOLV)

Model	Codes	Includes	Model Years	Body Types
MEDIUM/HEAVY TRUCK (Cont.)				
899	Unknown (medium/heavy truck)		1981-93, 1996- 01 , 9999	60-64,66,71- 72,78
BUSES				
981	Bus**: (Engine out front)		1981- 01 ,9999	50-52,58-59
988	Other (bus)		1965- 01 ,9999	50-52,58-59
** Use "981" (bus) if the frontal plane or the engine location is unknown.				
999	Unknown (VOLVO)		1958- 01 ,9999	79,99

MAKE: Yugo (57) (YUGO)

Model	Codes	Includes	Model Years	Body Types
AUTOMOBILES				
031	GV/GVL/GVX	All models, Cabriolet	1986-92,9999	01-03,09

MAKE: Other Domestic Manufacturers (29)

Model	Codes	Includes	Model Years	Body Types
AUTOMOBILES				
001	Studabaker/Avanti	Lark, Gran Turismo, Hawk, Cruiser, all associated subseries, light pick-up	1940-91, 2001 , 9999	01-02,04,06, 08-09,39
002	Checker	Marathon, Superba, Taxi, Aerobus	1965-82,9999	04,06,09,12
398	Other (automobile)	Desoto, Excaliber, Stutz, FiberFab Hudson, Packard, Consulier, GatsbyAuburn Phaeton, Citicar, Clenet	1940-91,9999	01-13
399	Unknown Make		1940- 01 ,9999	01-13

MAKE: Other Import (69)

Model	Codes	Includes	Model Years	Body Types
AUTOMOBILES				
031	Aston Martin	Lagonda, Vantage, Volante, Saloon, DBMarkIII, DB4, DB4GT, DB5, DB6, DB7 (<i>Heritage, Vantage</i>), <i>V12 Vanquish, V8</i>	1950- 01 ,9999	01-09
032	Bricklin		1965-91,9999	02
033	Citroen		1965-91,9999	02-09
034	DeLorean		1981-83,9999	02
035	Ferrari	F355 (Berlinetta, GTS, Spider, F1), 456 (GTA, <i>M</i> , MGTA), F550 (Maranello, <i>Barchetta Pininfarina</i>), 360 Modena, MGT (Vintage)	1965- 01 ,9999	01-05,07-09
036	Hillman		1965-91,9999	01-09
037	Jensen	Healy-Interceptor, 541R	1965-91,9999	01-05,07-09
038	Lamborghini	Countach, 5000S, Jalpa, Diablo, Miura	1965- 01 ,9999	01-02,04,08-09
039	Lotus	Europe, Espirit (V8, GT-3, V8-GT) Ellse	1967- 01 ,9999	01-02,04,08-09
040	Maserati	Biturbo, Ghibli, 3200 GT, Quattroporte	1965-99,9999	01-05,07-09
041	Morris	Minor	1965-91,9999	01-10
042	Rolls Royce/Bentley	Rolls Royce: (Cloud/Shadow series, Silver Spur, Silver Dawn, Silver Spirit, Silver Seraph, <i>Corniche, Park Ward</i>); Bently: (Amage, Azure, Continental)	1926- 01 ,9999	01-02,04,08-09
044	Simca		1965-91,9999	01-09
045	Sunbeam		1965-91,9999	01-02,04,08-09
046	TVR		1965-91,9999	01-02,09
048	Desta		1985-99,9999	14-15,19
049	Reliant		1960-91,9999	01-09
052	Bertone	X/19	1989-91,9999	01-02,09
053	Lada		1965-91,9999	01-09
398	Other Imported Auto	Morgan, Singer, Gazelle	1965-91,9999	01-13
399	Unknown Make		1928- 01 ,9999	01-10,19

MOTORED CYCLES

Note: Refer to Passenger Car section of this table for motored cycles produced by automobile manufacturers (BMW, Honda, Peugeot, Suzuki, Triumph)

MAKE: BSA (70) (BSA)

Model	Codes	Includes	Model Years	Body Types
MOTORCYCLES				
701	0-50cc		1950-72,9999	80-81,83,88-89
702	51-124cc		1950-72,9999	80-81,83,88-89
703	125-349cc		1950-72,9999	80,83,88-89
704	350-449cc		1950-72,9999	80,83,88-89
705	450-749cc		1950-72,9999	80,83,88-89
706	750cc or greater		1950-72,9999	80,83,88-89
709	Unknown cc		1950-72,9999	80,83,88-89

MAKE: Ducati (71) (DUCA)

Model	Codes	Includes	Model Years	Body Types
MOTORCYCLES				
701	0-50cc		1958-65,9999	80-81,88-89
702	51-124cc		1958-65,9999	80-81,88-89
703	125-349cc		1958-65,9999	80,88-89
704	350-449cc		1958-65,9999	80,88-89
705	450-749cc		1958-93, 1997- 01 ,9999	80,88-89
706	750cc or greater		1958- 01 ,9999	80,88-89
709	Unknown cc		1958- 01 ,9999	80-83,88-89

MAKE: Harley-Davidson (72) (HD)

Model	Codes	Includes	Model Years	Body Types
MOTORCYCLES				
701	0-50cc		1965-66,9999	80-81
702	51-124cc		1948-78,9999	80-81,88-89
703	125-349cc		1948-78,9999	80,88-89
704	350-449cc		1969-74,9999	80,88-89
705	450-749cc		1971-78,9999	80,88-89
706	750cc or greater		1932- 01 ,9999	80,82,88-89
709	Unknown cc		1932- 01 ,9999	80,82,88-89

MAKE: Kawasaki (73) (KAWK)

Model	Codes	Includes	Model Years	Body Types
MOTORCYCLES				
701	0-50cc		1965-82,9999	80-81,83,88-89
702	51-124cc		1965-01,9999	80-81,83,88-89
703	125-349cc		1965-01,9999	80,83,88-89
704	350-449cc		1975-98,9999	80,83,88-89
705	450-749cc		1972-01,9999	80,83,88-89
706	750cc or greater		1972-01,9999	80,83,88-89
709	Unknown cc		1965-01,9999	80-83,88-89
ALL TERRAIN VEHICLES				
732	51-124cc	includes all ATVs	1970-88,9999	90
733	125-349cc	designed solely for	1970-01,9999	90
734	350cc or greater	off-road use and have 3	1970-01,9999	90
739	Unknown cc	or 4 wheels.	1970-01,9999	90

MAKE: Moto-Guzzi (74) (MOGU)

Model	Codes	Includes	Model Years	Body Types
MOTORCYCLES				
704	350-449cc		1965-76,9999	80,88-89
705	450-749cc		1965-87,9999	80,88-89
706	750cc or greater		1965-01,9999	80,88-89
709	Unknown cc		1965-01,9999	80,88-89

MAKE: Norton (75) (NORT)

Model	Codes	Includes	Model Years	Body Types
MOTORCYCLES				
704	350-449cc		1950-76,9999	80,83,88-89
705	450-749cc		1950-76,9999	80,83,88-89
706	750cc or greater		1950-76,9999	80,83,88-89
709	Unknown cc		1950-76,9999	80,83,88-89

MAKE: Yamaha (76) (YAMA)

Model	Codes	Includes	Model Years	Body Types
MOTORCYCLES				
701	0-50cc		1979- 01 ,9999	80-81,83,88-89
702	51-124cc		1972- 01 ,9999	80-81,83,88-89
703	125-349cc		1969- 01 ,9999	80,83,88-89
704	350-449cc		1972- 01 ,9999	80,83,88-89
705	450-749cc		1971- 01 ,9999	80,83,88-89
706	750cc or greater		1974- 01 ,9999	80,83,88-89
709	Unknown cc		1969- 01 ,9999	80, 88-89
ALL TERRAIN VEHICLES				
731	0-50cc	includes all ATVs	1965-91,9999	90
732	51-124cc	designed solely for	1965- 01 ,9999	90
733	125-349cc	off-road use and have 3	1965- 01 ,9999	90
734	350cc or greater	or 4 wheels.	1999- 01 ,9999	90
739	Unknown cc		1965- 01 ,9999	90
998	Other (Vehicle)	Snowmobiles	1965- 01 ,9999	91

TRUCKS

MAKE: Brockway		(80)	(BROC)	
Model	Codes	Includes	Model Years	Body Types
MEDIUM/HEAVY TRUCKS				
881	Medium/Heavy – CBE		1965-77,9999	60-64,66,71-72,78
882	Medium/Heavy - COE low entry		1965-77,9999	60-64,66,71-72,78
883	Medium/Heavy - COE high entry		1965-77,9999	60-64,66,71-72,78
884	Medium/Heavy – Unknown engine location		1965-77,9999	60-64,66,71-72,78
890	Medium/Heavy – COE entry position unknown		1965-77,9999	60-64,66,71-72,78
898	Other (medium/heavy truck)		1965-77,9999	60-64,66,71-72,78
899	Unknown (medium/heavy truck)		1965-77,9999	60-64,66,71-72,78
BUSES				
981	Bus**: Conventional (Engine out front)		1965-77,9999	50-52,58-59
982	Bus: Front engine, Flat front		1965-77,9999	50-52,58-59
983	Bus: Rear engine, Flat front		1965-77,9999	50-52,58-59
988	Other (bus)		1965-77,9999	50-52,58-59
** Use code “981”(bus) if the frontal plane or the engine location is unknown.				
MOTOR HOME				
850	Motor Home	Truck based	1965-77,9999	65,73
998	Other (vehicle)		1965-77,9999	91-93,97
999	Unknown (BROCKWAY)		1965-77,9999	99

MAKE: Diamond Reo or Reo (81) (DIAT)

Model	Codes	Includes	Model Years	Body Types
MEDIUM/HEAVY TRUCKS				
881	Medium/Heavy - CBE	DC101,C116	1954-75,9999	60-64,66,71-72,78
882	Medium/Heavy – COE low entry		1954-75,9999	60-64,66,71-72,78
883	Medium/Heavy – COE high entry	C054-C088	1954-75,9999	60-64,66,71-72,78
884	Medium/Heavy – Unknown engine location		1954-75,9999	60-64,66,71-72,78
890	Medium/Heavy – COE entry position unknown		1954-75,9999	60-64,66,71-72,78
898	Other (medium/heavy truck)		1954-75,9999	60-64,66,71-72,78
899	Unknown (medium/heavy truck)		1954-75,9999	60-64,66,71-72,78
BUSES				
981	Bus**: Conventional (Engine out front)		1954-75,9999	50-52,58-59
982	Bus: Front engine, Flat front		1954-75,9999	50-52,58-59
983	Bus: Rear engine, Flat front		1954-75,9999	50-52,58-59
988	Other (bus)		1954-75,9999	50-52,58-59
** Use code “981”(bus) if the frontal plane or the engine location is unknown.				
MOTOR HOME				
850	Motor Home	Truck based	1954-75,9999	65,73
998	Other (vehicle)		1954-75,9999	91-93,97
999	Unknown (DIAMOND REO or REO)		1954-75,9999	99

Model	Codes	Includes	Model Years	Body Types
MEDIUM/HEAVY TRUCKS				
881	Medium/Heavy - CBE		1965- 01 ,9999	60-64,66,71-72,78
882	Medium/Heavy – COE low entry		1968-99,9999	60-64,66,71-72,78
883	Medium/Heavy – COE high entry		1965- 01 ,9999	60-64,66,71-72,78
884	Medium/Heavy – Unknown engine location		1963- 01 ,9999	60-64,66,71-72,78
890	Medium/Heavy – COE entry position unknown		1965- 01 ,9999	60-64,66,71-72,78
898	Other (medium/heavy truck)		1965- 01 ,9999	60-64,66,71-72,78
899	Unknown (medium/heavy truck)		1964- 01 ,9999	60-64,66,71-72,78
BUSES				
981	Bus**: Conventional (Engine out front)		1965- 01 ,9999	50-52,58-59
982	Bus: Front engine, Flat front		1965- 01 ,9999	50-52,58-59
983	Bus: Rear engine, Flat front		1965- 01 ,9999	50-52,58-59
988	Other (bus)		1965- 01 ,9999	50-52,58-59
MOTOR HOME				
850	Motor Home	Truck based	1965- 01 ,9999	65,73
998	Other (vehicle)		1963- 01 ,9999	91-93,97
999	Unknown (FREIGHTLINER)		1963- 01 ,9999	99

**** Use code “981”(bus) if the frontal plane or the engine location is unknown.**

Model	Codes	Includes	Model Years	Body Types
MEDIUM/HEAVY TRUCKS				
881	Medium/Heavy – CBE		1965- 01 ,9999	60-64,66,71-72,78
882	Medium/Heavy – COE low entry		1965- 01 ,9999	60-64,66,71-72,78
883	Medium/Heavy – COE high entry		1965- 01 ,9999	60-64,66,71-72,78
884	Medium/Heavy – Unknown engine location		1965- 01 ,9999	60-64,66,71-72,78
890	Medium/Heavy – COE entry position unknown		1965- 01 ,9999	60-64,66,71-72,78
898	Other (medium/heavy truck)		1965- 01 ,9999	60-64,66,71-72,78
899	Unknown (medium/heavy truck)		1965- 01 ,9999	60-64,66,71-72,78
BUSES				
981	Bus**: Conventional (Engine out front)		1965- 01 ,9999	50-52,58-59
982	Bus: Front engine, Flat front		1965- 01 ,9999	50-52,58-59
983	Bus: Rear engine, Flat front		1965- 01 ,9999	50-52,58-59
988	Other (bus)		1965- 01 ,9999	50-52,58-59
** Use code “981”(bus) if the frontal plane or the engine location is unknown.				
MOTOR HOME				
850	Motor Home	Truck based	1965- 01 ,9999	65,73
998	Other (vehicle)		1965- 01 ,9999	91-93,97
999	Unknown (FWD)		1965- 01 ,9999	99

MAKE: International Harvester/Navistar (84) (INTL)

Model	Codes	Includes	Model Years	Body Types
LIGHT TRUCKS				
421	Scout	Scout II, Utility pickup, SS-2, Roadster, 800 series, Traveler, Terra Traveltop,	1962-80,9999	15
431	Travelall	1010-1210, 100-200	1963-75,9999	16
466	Multistop Van	Metro RM, MS1510, 120-160, MS1210	1960-84,9999	22-25,28-29
481	Pickup	R-100-500, 900A-1500C/D, 1010-1510	1951-76,9999	31,33
498	Other light truck		1960-01,9999	15-16,22-25,28-29
499	Unknown light truck		1951-01,9999	15-16,22-25,28-29
MEDIUM/HEAVY TRUCK				
881	Medium/Heavy - CBE	Loadstar/Fleetstar, Paystar, CBE Transtar, 4200, S-series Mixer, 8100, 9100, 9200, 9400, 9900	1963-01,9999	60-64,66,71-72,78
882	Medium/Heavy – COE low entry	CO, VCO, DCO, 190-1950, Cargostar, LFM, 5370 (Garbage)	1973-01,9999	60-64,66,71-72,78
883	Medium/Heavy – COE high entry	DCO, DCOT, UCO, VCOT, 405-series, COE Transtar, Unistar, Conco 707B, '9600	1961-01,9999	60-64,66,71-72,78
884	Medium/Heavy – Unknown engine location		1948-01,9999	60-64,66,71-72,78
890	Medium/Heavy – COE entry position unknown		1964-01,9999	60-64,66,71-72,78
898	Other (medium/heavy truck)	Fire truck - R140-R306, CO 8190	1955-01,9999	60-64,66,71-72,78
899	Unknown (medium/heavy truck)		1953-01,9999	60-64,66,71-72,78
BUSES				
981	Bus**: Conventional (Engine out front)	R153-1853 Loadstar, 1603-1853	1953-01,9999	50-52,58-59
982	Bus: Front engine, Flat front	173FC, 183FC	1972-01,9999	50-52,58-59
983	Bus**: Rear engine, Flat front	183RE, 193RE-transit	1965-01,9999	50-52,58-59
988	Other (bus)		1953-01,9999	50-52,58-59

** Use code "981"(bus) if the frontal plane or the engine location is unknown.

MAKE: International Harvester/Navistar (Cont.) (84) (INTL)

Model	Codes	Includes	Model Years	Body Types
MOTOR HOME				
850	Motorhome	Truck based	1965-01,9999	65,73
998	Other (vehicle)		1954-01,9999	91-93,97
999	Unknown (INTL. HARVESTER/ NAVISTAR)		1951-01,9999	79,99

MAKE: Kenworth (85) (KW)

Model	Codes	Includes	Model Years	Body Types
MEDIUM/HEAVY TRUCKS				
881	Medium/Heavy - CBE	520,540,T400,T600,T800, C500-550, W900, T300	1947-01,9999	60-64,66,71-72, 78
882	Medium/Heavy – COE low entry	L700	1972-01,9999	60-64,66,71- 72,78
883	Medium/Heavy – COE high entry	K100, K100E, K300	1965-01,9999	60-64,66,71- 72,78
884	Medium/Heavy – Unknown engine location		1954-01,9999	60-64,66,71- 72,78
890	Medium/Heavy – COE entry position unknown		1964-01,9999	60-64,66,71- 72,78
898	Other (medium/heavy truck)		1965-01,9999	60-64,66,71- 72,78
899	Unknown (medium/heavy truck)		1956-01,9999	60-64,66,71- 72,78
BUSES				
981	Bus**: Conventional (Engine out front)		1965-01,9999	50-52,58-59
982	Bus: Front engine, Flat front		1965-01,9999	50-52,58-59
983	Bus: Rear engine, Flat front		1965-01,9999	50-52,58-59
988	Other (bus)		1965-01,9999	50-52,58-59

**** Use code “981”(bus) if the frontal plane or the engine location is unknown.**

MOTOR HOME

850	Motor Home	Truck based	1965-01,9999	65,73
998	Other (vehicle)		1965-01,9999	91-93,97
999	Unknown (KENWORTH)		1965-01,9999	99

MAKE: Mack (86) (MACK)

Model	Codes	Includes	Model Years	Body Types
MEDIUM/HEAVY TRUCKS				
881	Medium/Heavy - CBE		1968-01,9999	60-64,66,71-72,78
882	Medium/Heavy – COE low entry		1965-01,9999	60-64,66,71-72,78
883	Medium/Heavy – COE high entry		1977-01,9999	60-64,66,71-72,78
884	Medium/Heavy – Unknown engine location		1956-01,9999	60-64,66,71-72,78
890	Medium/Heavy – COE entry position unknown		1972-01,9999	60-64,66,71-72,78
898	Other (medium/heavy truck)		1971-01,9999	60-64,66,71-72,78
899	Unknown (medium/heavy truck)		1956-01,9999	60-64,66,71-72,78
BUSES				
981	Bus**: Conventional (Engine out front)		1965-01,9999	50-52,58-59
982	Bus: Front engine, Flat front		1976-01,9999	50-52,58-59
983	Bus: Rear engine, Flat front		1965-01,9999	50-52,58-59
988	Other (bus)		1965-01,9999	50-52,58-59
** Use code “981”(bus) if the frontal plane or the engine location is unknown.				
MOTOR HOME				
850	Motor Home	Truck based	1965-01,9999	65,73
998	Other (vehicle)		1965-01,9999	91-93,97
999	Unknown (MACK)		1965-01,9999	99

MAKE: Iveco/Magirus* (88) (IVEC)

Model	Codes	Includes	Model Years	Body Types
MEDIUM/HEAVY TRUCKS				
881	Medium/Heavy - CBE	LCF	1980-91,9999	60-64,66,71-72,78
882	Medium/Heavy – COE low entry	FL, FS	1980-91,9999	60-64,66,71-72,78
883	Medium/Heavy – COE high entry		1980-91,9999	60-64,66,71-72,78
884	Medium/Heavy – Unknown engine location		1980-91,9999	60-64,66,71-72,78
890	Medium/Heavy – COE entry position unknown		1980-91,9999	60-64,66,71-72,78
898	Other (medium/heavy truck)		1980-91,9999	60-64,66,71-72,78
899	Unknown (medium/heavy truck)		1980-91,9999	60-64,66,71-72,78
BUSES				
981	Bus**: Conventional (Engine out front)		1980-91,9999	50-52,58-59
982	Bus: Front engine, Flat front		1980-91,9999	50-52,58-59
983	Bus: Rear engine, Flat front		1980-91,9999	50-52,58-59
988	Other (bus)		1980-91,9999	50-52,58-59
** Use code “981”(bus) if the frontal plane or the engine location is unknown.				
MOTOR HOME				
850	Motor Home	Truck based	1980-91,9999	65,73
998	Other (vehicle)		1980-91,9999	91-93,97
999	Unknown (IVECO/MAGIRUS)		1980-91,9999	99

*** Magirus stopped production in 1985; Iveco stopped production in 1991.**

Model	Codes	Includes	Model Years	Body Types
MEDIUM/HEAVY TRUCKS				
881	Medium/Heavy - CBE	357-379, 387, 385	1974- 01 ,9999	60-64,66,71-72,78
882	Medium/Heavy – COE low entry	270	1965- 01 ,9999	60-64,66,71-72,78
883	Medium/Heavy – COE high entry	362, 320	1965- 01 ,9999	60-64,66,71-72,78
884	Medium/Heavy – Unknown engine location		1961- 01 ,9999	60-64,66,71-72,78
890	Medium/Heavy – COE entry position unknown		1964- 01 ,9999	60-64,66,71-72,78
898	Other (medium/heavy truck)		1965- 01 ,9999	60-64,66,71-72,78
899	Unknown (medium/heavy truck)		1961- 01 ,9999	60-64,66,71-72,78
BUSES				
981	Bus**: Conventional (Engine out front)		1965- 01 ,9999	50-52,58-59
982	Bus: Front engine, Flat front		1965- 01 ,9999	50-52,58-59
983	Bus: Rear engine, Flat front		1965- 01 ,9999	50-52,58-59
988	Other (bus)		1965- 01 ,9999	50-52,58-59
** Use code “981”(bus) if the frontal plane or the engine location is unknown.				
MOTOR HOME				
850	Motor Home	Truck based	1965- 01 ,9999	65,73
998	Other (vehicle)		1965- 01 ,9999	91-93,97
999	Unknown (PETERBILT)		1965- 01 ,9999	99

Model	Codes	Includes	Model Years	Body Types
MEDIUM/HEAVY TRUCKS				
881	Medium/Heavy - CBE		1965- 01 ,9999	60-64,66,71-72,78
882	Medium/Heavy – COE low entry		1968- 01 ,9999	60-64,66,71-72,78
883	Medium/Heavy – COE high entry		1965- 01 ,9999	60-64,66,71-72,78
884	Medium/Heavy – Unknown engine location		1963- 01 ,9999	60-64,66,71-72,78
890	Medium/Heavy – COE entry position unknown		1965- 01 ,9999	60-64,66,71-72,78
898	Other (medium/heavy truck)		1965- 01 ,9999	60-64,66,71-72,78
899	Unknown (medium/heavy truck)		1964- 01 ,9999	60-64,66,71-72,78
BUSES				
981	Bus**: Conventional (Engine out front)		1965- 01 ,9999	50-52,58-59
982	Bus: Front engine, Flat front		1965- 01 ,9999	50-52,58-59
983	Bus: Rear engine, Flat front		1965- 01 ,9999	50-52,58-59
988	Other (bus)		1965- 01 ,9999	50-52,58-59
** Use code “981”(bus) if the frontal plane or the engine location is unknown.				
MOTOR HOME				
850	Motor Home	Truck based	1965- 01 ,9999	65,73
998	Other (vehicle)		1963- 01 ,9999	91-93,97
999	Unknown (WHITE/Autocar-WhiteGMC)		1963- 01 ,9999	99

BUSES

NOTE: Refer to the PASSENGER CAR section for buses manufactured by Chevy, Dodge, Ford, GMC, Grumman, Isuzu, Mercedes, Mitsubishi and Volvo. Refer to the TRUCK section for buses manufactured by Brockway, Diamond Rio, Freightliner, FWD, International Harvester, Kenworth, MACK, Peterbilt, and White/Autocar-WhiteGMC. Refer to the OTHER MAKE section for buses manufactured by Carpenter Industries, DINA, Mid Bus, Orion, and Van Hool. Hino and Scania buses are located under OTHER MAKE (Medium/Heavy Trucks) since those manufacturers also make trucks.

Bluebird		90		
Model	Codes	Includes	Model Years	Body Types
LIGHT TRUCKS				
461	Van Based	van-based school bus, shuttle bus	1927- 01 ,9999	24-25,29
BUSES				
981	Bus**: Conventional (Engine out front)		1927- 01 ,9999	50-52,58-59
982	Bus: Front engine, Flat front		1927- 01 ,9999	50-52,58-59
983	Bus: Rear engine, Flat front		1927- 01 ,9999	50-52,58-59
988	Other (bus)		1927- 01 ,9999	50-52,58-59
999	Unknown (BLUEBIRD)		1927- 01 ,9999	99

** Use code "981"(bus) if the frontal plane or the engine location is unknown.

Eagle Coach		91		
Model	Codes	Includes	Model Years	Body Types
BUSES				
981	Bus**: Conventional (Engine out front)		1948- 01 ,9999	50-52,58-59
982	Bus: Front engine, Flat front		1948- 01 ,9999	50-52,58-59
983	Bus: Rear engine, Flat front		1948- 01 ,9999	50-52,58-59
988	Other (bus)		1948- 01 ,9999	50-52,58-59

** Use code "981"(bus) if the frontal plane or the engine location is unknown.

Gillig**92**

Model	Codes	Includes	Model Years	Body Types
BUSES				
981	Bus**:	Conventional (Engine out front)	1932- 01 ,9999	50-52,58-59
982	Bus:	Front engine, Flat front	1932- 01 ,9999	50-52,58-59
983	Bus:	Rear engine, Flat front	1932- 01 ,9999	50-52,58-59
988	Other (bus)		1932- 01 ,9999	50-52,58-59
** Use code "981"(bus) if the frontal plane or the engine location is unknown.				

MCI**93**

Model	Codes	Includes	Model Years	Body Types
BUSES				
981	Bus**:	Conventional (Engine out front)	1963- 01 ,9999	50-52,58-59
982	Bus:	Front engine, Flat front	1963- 01 ,9999	50-52,58-59
983	Bus:	Rear engine, Flat front	1963- 01 ,9999	50-52,58-59
988	Other (bus)		1963- 01 ,9999	50-52,58-59
** Use code "981"(bus) if the frontal plane or the engine location is unknown.				

Thomas Built**94**

Model	Codes	Includes	Model Years	Body Types
LIGHT TRUCKS				
461	Van Based	van-based school bus, shuttle bus	1936- 01 ,9999	24-25,29
BUSES				
981	Bus**:	Conventional (Engine out front)	1936- 01 ,9999	50-52,58-59
982	Bus:	Front engine, Flat front	1936- 01 ,9999	50-52,58-59
983	Bus:	Rear engine, Flat front	1936- 01 ,9999	50-52,58-59
988	Other (bus)		1936- 01 ,9999	50-52,58-59
999	Unknown (THOMAS BUILT)		1936- 01 ,9999	99
** Use code "981"(bus) if the frontal plane or the engine location is unknown.				

OTHER MAKE

MAKE:	Other Make *	(98)		
Model	Codes	Includes	Model Years	Body Types
AUTOMOBILES (Unknown if DOMESTIC or FOREIGN)**				
	398 Other (automobile)	<i>Solectra (electric: Force)</i>	1945-01,9999	01-13
LIGHT TRUCKS				
	498 Other (light truck)	<i>Solectra (electric: Citivan Flash)</i>	1960-01,9999	14-16,19-25,28-33,39-42,45-48
MOTORCYCLES				
	701 0-50cc	(Includes: ATK, Beta, Buell,	1965-01,9999	80-81,88-89
	702 51-124cc	Ducati, Cagiva, Cobra Trike,	1965-01,9999	80-83,88-89
	703 125-349cc	Husqvarna, Jawa, KTM,	1965-01,9999	80-83,88-89
	704 350-449cc	Maely, Riva, Strociek,	1965-01,9999	80-83,88-89
	705 450-749cc	Aprilia, MV Agusta, Bimota,	1965-01,9999	80-83,88-89
	706 750cc or greater	Husaberg, <i>Indian Scout, Laverda, Victory)</i>	1965-01,9999	80-83,88-89
	709 Unknown cc		1945-01,9999	80-83,88-89
ALL TERRAIN VEHICLES				
	731 0-50cc	includes all ATVs	1965-01,9999	90
	732 51-124cc	designed solely for	1965-01,9999	90
	733 125-349cc	off-road use and have 3	1965-01,9999	90
	734 350cc or greater	or 4 wheels. <i>Includes: Polaris</i>	1965-01,9999	90
	739 Unknown cc		1965-01,9999	90
MEDIUM/HEAVY TRUCKS				
	802 Auto-Union-DKW		1965-88 9999	60-64,66,71-72,78
	803 Divco		1963-88,9999	60-64,66,71-72,78
	804 Western Star		1965-01,9999	60-64,66,71-72,78
	805 Oshkosh	(includes trucks & buses)	1965-01,9999	50, 52-59,60-64,66,71-72,78
	806 Hino	(includes trucks & buses)	1985-01,9999	50-52,58,59,60-64, 66,71-72,78
	807 Scania	(includes trucks & buses)	1986-01,9999	50-52,58,59,60-64, 66,71-72,78
	808 UD		1986-01,9999	60-64,66,71-72,78
	809 Sterling		1998-01,9999	60-64,66,71-72,78

* Occurs when make is not explicitly listed here.

** Do not use MAKE 98 if Other Domestic (29) or Other Import (69) is applicable.

MAKE: Other Make * (Cont.) (98)

Model	Codes	Includes	Model Years	Body Types
MEDIUM/HEAVY TRUCKS (Cont.)				
881	Medium/Heavy – CBE	DINA	1965-01,9999	60-64,66,71-72,78
882	Medium/Heavy – COE low entry	DINA	1965-01,9999	60-64,66,71-72,78
883	Medium/Heavy – COE high entry		1965-01,9999	60-64,66,71-72,78
884	Medium/Heavy – Unknown engine location		1965-01,9999	60-64,66,71-72,78
890	Medium/Heavy – COE entry position unknown		1965-01,9999	60-64,66,71-72,78
898	Other (medium/heavy truck)**	e.g., Marmon, Ward LaFrance	1945-01,9999	60-64,66,71-72,78
BUSES				
902	Neoplan		1950-01,9999	50-52,58-59
903	Carpenter		1923-00,9999	24-25,29,50-52,58-59
904	Collins Bus		1967-01,9999	24-25,29
905	DINA		1989-01,9999	50-52,58-59
906	Mid Bus		1963-01,9999	24-25,29
907	Orion		1978-01,9999	50-52,58-59
908	Van Hool		1947-01,9999	50-52,58-59
981	Bus***: Conventional (Engine out front)		1965-01,9999	50-52,58-59
982	Bus: Front engine, Flat front		1976-01,9999	50-52,58-59
983	Bus: Rear engine, Flat front		1965-01,9999	50-52,58-59
988	Other (bus)	**** (see below)	1945-01,9999	50-52,58-59

MAKE: Other Make * (Cont.) (98)

Model	Codes	Includes	Model Years	Body Types
MOTOR HOME				
850	Motor Home	Truck-based	1965- <i>01</i> ,9999	65,73
998	Other (vehicle)	(e.g.,farm vehicle, snowmobile, go-cart, <i>golf carts</i>)	1945- <i>01</i> ,9999	91-93,97
999	Unknown (OTHER MAKE)		1945- <i>01</i> ,9999	49,79,99

* Occurs when make is not explicitly listed here.

** Do not use MAKE 98 if Other Domestic (29) or Other Import (69) is applicable.

*** Use code "A981" (bus) if the frontal plane or the engine location is unknown.

**** Prior to 1999, MCI buses were coded Other Make/Other Bus. Starting in 1999, MCI has its own Make Code 93.

UNKNOWN MAKE

MAKE:	Unknown Make	(99)		
Model	Codes	Includes	Model Years	Body Types
AUTOMOBILES				
399	Unknown (automobile)		1945-01,9999	01-13
LIGHT TRUCKS				
499	Unknown (light truck)		1945-01,9999	14-16,19,20-25, 28-33,35,39-42, 45-48
MOTORCYCLES				
701	0-50cc		1965-01,9999	80-83,88-89
702	51-124cc		1965-01,9999	80-83,88-89
703	125-349cc		1965-01,9999	80-83,88-89
704	350-449cc		1965-01,9999	80-83,88-89
705	450-749cc		1965-01,9999	80-83,88-89
706	750cc or greater		1965-01,9999	80-83,88-89
709	Unknown cc		1945-01,9999	80-83,88-89
ALL TERRAIN VEHICLES				
731	0-50cc	includes all ATVs	1965-01,9999	90
732	51-124cc	designed solely for	1965-01,9999	90
733	125-349cc	off-road use and have 3	1965-01,9999	90
734	350cc or greater	or 4 wheels.	1965-01,9999	90
739	Unknown cc		1965-01,9999	90
MEDIUM/HEAVY TRUCKS				
881	Medium/Heavy – CBE		1965-01,9999	60-64,66,71-72, 78
882	Medium/Heavy - COE low entry		1965-01,9999	60-64,66,71-72, 78
883	Medium/Heavy - COE high entry		1965-01,9999	60-64,66,71-72, 78
884	Medium/Heavy - Unknown engine location		1965-01,9999	60-64,66,71-72, 78
890	Medium/Heavy – COE entry position unknown		1965-01,9999	60-64,66,71-72, 78
898	Other (medium/heavy truck)		1965-01,9999	60-64,66,71-72, 78
899	Unknown (medium/heavy truck)		1945-01,9999	60-64,66,71-72, 78

MAKE: Unknown Make (Cont.) (99)

Model	Codes	Includes	Model Years	Body Types
BUSES				
981	Bus**:	Conventional (Engine out front)	1965-01,9999	50-52,58-59
982	Bus:	Front engine. Flat front	1976-01,9999	50-52,58-59
983	Bus:	Rear engine, Flat front	1965-01,9999	50-52,58-59
988	Other	(bus)	1945-01,9999	50-52,58-59
989	Unknown	(bus)	1945-01,9999	50-52,58-59

**** Use code "981"(bus) if the frontal plane or the engine location is unknown.**

MOTOR HOME

850	Motor Home	Truck based	1965-01,9999	65,73
998	Other (vehicle)	(e.g., farm vehicle, snowmobile, go-cart)	1945-01,9999	91-93,97
999	Unknown (as to automobile, motored cycle, light truck or truck)		1945-01,9999	49,79,99

BODY TYPE

Format: 2 numeric

Element Values:



Blanks

01-16, 19-25, 28-33, 39-42, 45, 48-52, 58-67, 71-73, 78-83, 88-93, 97, 99

Automobiles

- 01 Convertible (excludes sun-roof, t-bar)
- 02 2-door sedan, hardtop, coupe
- 03 3-door/2door hatchback
- 04 4-door sedan, hardtop
- 05 5-door/4-door hatchback
- 06 Station wagon (excluding van and truck based)
- 07 Hatchback, number of doors unknown
- 08 Sedan/Hardtop, number of doors unknown
- 09 Other or Unknown automobile type

Automobile Derivatives

- 10 Auto-based pickup (includes El Camino, Caballero, Ranchero, Subaru Brat, Rabbit Pickup)
- 11 Auto-based panel (cargo station wagon, auto-based ambulance or hearse)
- 12 Large limousine – more than four side doors or stretch chassis
- 13 Three-wheel automobile or automobile derivative

Utility Vehicles



- 14 Compact Utility (*ANSI D-16 Utility Vehicle Categories “Small” and “Midsize”*):
 - **Small:** *Chevy-Tracker; GMC- Jimmy; Isuzu – Trooper II; Oldsmobile Bravada (1991-94); Suzuki – Samurai, Sidekick.*



- 14 • **Midsize:** *Acura – SLX; BMW – X5; Buick – Rendezvous; Chevy - S10-Blazer, Tracker (1999 on); Diahatsu – Rocky; Dodge – Durango, Raider; Ford – Bronco II (1984 on), Escape, Explorer; GMC – Jimmy (1995 on), Envoy; Honda – CRV, Passport; Hyundai – Santa Fe; Infiniti – QX4; Isuzu – Amigo, Axiom, Rodeo, Rodeo Sport, Vehicross, Trooper, Hombre; Jeep – Cherokee (1984 on), Grand Cherokee, Wagoneer, Wrangler; Kia – Sportage; Land Rover – Defender, Discovery; Lexus – RX300; Mazda – Navajo, Tribute; Mercedes – M, ML; Mercury – Mountaineer; Mitsubishi – Montero, Montero Sport; Nissan – Pathfinder, Xterra; Oldsmobile – Bravada (1996 on); Pontiac – Aztek; Subaru – Forester; Suzuki – Vitara, Grand Vitara, X90; Toyota – 4-Runner, RAV4, Highlander.*
- 15 Large utility (*ANSI D-16 Utility Vehicle Categories and “Full Size” and “Large”*)
- **Full Size:** *Acura – MDX; Cadillac – Escalade; Chevy – Avalanche, Full-size Blazer, Tahoe; Ford – Full-size Bronco (78 and after), Excursion, Expedition; GMC – Jimmy (1991 on), Yukon, Yukon Denali, XL; Jeep - Cherokee (83 and before); Land Rover – Range Rover; Lexus – LX450/470; Lincoln – Navigator; Toyota – Land Cruiser, Sequoia.*
 - **Large:** *AMC-Hummer*
- 16 Utility station wagon (includes suburban limousines, Suburban (Yukon XL 2000 on), Travellall, Grand Wagoneer)
- 19 Utility, unknown body type



Van Based Light Trucks (GVWR < 10,000 lbs.)

- 20 Minivan (Chrysler Town and Country, Caravan, Grand Caravan, Voyager, Grand Voyager, Mini-Ram, Dodge/Plymouth Vista, Aerostar, Lumina APV, Trans Sport, Silhouette, Astro, Safari, Toyota Van, Toyota, Minivan, Previa, Nissan Minivan, Mitsubishi Minivan, Vanagon/Camper, Windstar, Odyssey Oasis, Sienna)
- 21 Large Van (B150-B350, Sportsman, Royal Maxiwagon, Ram, Tradesman, Voyager [83 and before], E150-E350, Econoline, Clubwagon, Chateau, G10-G30, Chevy Van, Beauville, Sport Van, G15-G35, Rally Van, Vandura)
- 22 Step-van or walk-in van
- 23 Van-based motorhome
- 24 Van-based school bus
- 25 Van-based transit bus
- 28 Other van type (Hi-Cube Van, Kary)
- 29 Unknown van type

Light Conventional Truck (Pickup-style cab, GVWR < 10,000 lbs.)



30 Compact pickup (GVWR < 4,500 lbs.) (D50, Colt P/U, Ram 50, Dakota, Arrow Pickup [foreign], Ranger, Courier, S-10, T-10, LUV, S-15, T-15, Sonoma, Datsun/Nissan Pickup, P'up, Mazda Pickup, Toyota Pickup, Mitsubishi Pickup, Isuzu Hombre, *Ford Explorer Sport Trac*)



31 Standard pickup (GVWR 4,500 to 10,000 lbs.) (Jeep Pickup, Comanche, Ram Pick up, D100-D350, W100-W350, F100-F350, C10-C35, K10-K35, R10-R35, V10-V35, Silverado, C-K 1500, C-K 2500, C-K 3500, S/T, Sierra, R100-R500, *Lincoln Blackwood, Chevrolet Avalanche*)

32 Pickup with slide-in camper

33 Convertible pickup

39 Unknown (pickup style) light conventional truck type

Other Light Conventional Trucks (GVWR < 10,000 lbs.)

40 Cab chassis based (includes light stake, light dump, light tow, rescue vehicles)

41 Truck based panel

42 Light truck based motorhome (chassis mounted)

45 Other light conventional truck type (includes stretched suburban limousine)

48 Unknown light truck type (not a pickup)

49 Unknown light vehicle type (automobile, utility vehicle, van, or light truck)

Buses (excludes van based)

50 School Bus

51 Cross Country/Intercity Bus (i.e., Greyhound)

52 Transit Bus (City Bus)

58 Other Bus Type

59 Unknown Bus Type

Heavy/Medium Truck (GVWR > 10,000 lbs.)

60 Step van

61 Single unit straight truck (10,000 lbs < GVWR < or= 19,500 lbs.)

62 Single unit straight truck (19,500 lbs < GVWR < or= 26,000 lbs.)

63 Single unit straight truck (GVWR > 26,000 lbs.)

64 Single unit straight truck (GVWR unknown)

65 Medium/heavy truck based motorhome

66 Truck-tractor (Cab only, or with any number of trailing units; any weight)

67 Medium/heavy Pickup (Ford Super Duty 450/550)

71 Unknown if single unit or combination unit Medium Truck (10,000lbs < GVWR < 26,000 lbs.)

72 Unknown if single unit or combination unit Heavy Truck (GVWR > 26,000 lbs.)

73 Camper or motorhome, unknown truck type

78 Unknown medium/heavy truck type

79 Unknown truck type (light/medium/heavy)



Motorcycles, Mopeds, All-Terrain Vehicles; All-Terrain Cycles

- 80 Motorcycle
- 81 Moped (motorized bicycle)
- 82 Three-wheel Motorcycle or Moped - not All-Terrain Vehicle
- 83 Off-road Motorcycle (2-wheel)
- 88 Other motored cycle type (minibikes, Motorscooters)
- 89 Unknown motored cycle type
- 90 ATV (All-Terrain Vehicle; includes 3 or 4 wheels)

Other Vehicles

- 91 Snowmobile
- 92 Farm equipment other than trucks
- 93 Construction equipment other than trucks (includes graders)
- 97 Other vehicle type (includes go-cart, fork-lift, city street sweeper, dune/swamp buggy, golf cart)
- 99 Unknown body type

Remarks:

Code 09 is used when specific styles are not known (convertible, hatchback, station wagon, coupe); however, the PAR in combination with the registration data may give sufficient data to use Codes "02" and "04."

Example #1: You know that it is a 2-door and you know it is NOT a convertible, (and your choices are Codes "01," "02," and "09") then you use Code "02."

Example #2: You know that it is a 4-door and the PAR eliminates the possibility of a hatchback or station wagon, then use Code "04.")

SEE REMARKS UNDER VEHICLE IDENTIFICATION NUMBER – V11

VEHICLE MODEL YEAR

Format: 4 numeric

Element Values:

Blanks
Code Actual Model Year
9999 Unknown

Remarks:

Code all four digits of the model year for which the vehicle was manufactured.

A vehicle manufactured as a 1985 model is to be coded as "1985."

SEE REMARKS UNDER VEHICLE IDENTIFICATION NUMBER – V11

VEHICLE IDENTIFICATION NUMBER

Format: 17 alphanumeric

Element Values:

Blanks

000000000000000000 - Not Applicable/Registration Not Required

Any Alphanumeric Characters - Actual VIN number

999999999999999999 - VIN Unknown

Remarks:

The standard VIN (1981 and later) is 17-characters long. Older VINs may be shorter. Code the complete VIN. VIN is always left-justified.

If the VIN is less than 17-characters long (pre-1981 VIN), leave the remaining characters blank. Do not zero-fill. If the state will not allow transmittal of a complete standard VIN, code the right-most four characters as numeric zeroes.

Code as not applicable (zeroes) the VIN of vehicles that do not require registration (farm tractors, go-carts, etc.).

Remarks (V7 through V11):

VEHICLE MAKE, VEHICLE MODEL, VEHICLE BODY TYPE, MODEL YEAR as shown on accident reports must be verified with registration data. In the case of inconsistencies, registration data takes precedence over accident report data. Note that vehicle information should be gathered only from state records. Do not use any other sources to determine any of these elements, that is; you should not use sources such as the NATB Passenger Vehicle Identification Manual.

VEHICLE MAKE codes are organized into general groups. These groups are:

01-28	Domestic Passenger Car
29	Other Domestic Passenger Car
30-64	Import Passenger Car
69	Other Import Passenger Car
70-76	Motor Cycle/Moped
80-89	Truck/Bus
90-94	Bus
98	Other Make (where MAKE "29" or "69," are not applicable)
99	Unknown Make

VEHICLE MODEL refers to the series of vehicles for a make, e.g., Pintos, Galaxies, Mustangs are Models of Ford. It does not refer to the various styles within a model unless they are listed in the codes for VEHICLE MODEL.

The MODEL codes are organized into general groups. These groups are:

001-399	Passenger Car (automobile)
400-499	Light Trucks (including truck based utility vehicles, light duty pickup trucks, standard pickup trucks, vans, mini vans, van-based station wagons, van-based busses, van derivatives, and truck-based station wagons).
700-739	Motored Cycles (including motorcycles, mini-bikes, motor scooters, dirt bikes, and mopeds).
880-897	Trucks (including all trucks over 10,000 lbs. GVWR except those pickup type trucks mentioned under BODY TYPE code '30-31' (Pickup)).
850	Motor Home (truck based)
980-996	All busses except those that are van-based.
897,899	Other, Unknown, truck over 10,000 lbs. GVWR.
988	Other bus over 10,000 lbs. GVWR.
998	Other Vehicle
999	Unknown Vehicle

Note that for both MAKE and MODEL the use of the terms “other” and “unknown” have very specific meanings. “Other” refers to a MAKE or MODEL that is known but is not explicitly listed. “Unknown” refers to the situation where no specific named MAKE or MODEL is known. Selection of the proper “other” or “unknown” code can only be made with consideration of the vehicle BODY TYPE in accordance with the following table (Table A) of applicable BODY TYPES for given combinations of “other” and/or “unknown” MAKE and MODEL.

4WD, FWD, or Four-Wheel Drive does not automatically imply on/off road vehicle (Utility Vehicles), body types “14” and “15.”

Reconstructed Vehicles: In cases where someone builds a “home made” vehicle from drastically mixed parts, there may be no clear MAKE or MODEL. In addition, the state may issue an Identification Number in place of the Standard VIN. In such cases, code the VIN as all “0’s”; code MAKE, MODEL, and MODEL YEAR as “9s.” Code BODY TYPE as appropriate. Be sure to use RELATED FACTORS-VEHICLE LEVEL code “35.”




In reconstructed vehicles where the modifications are less drastic and you can determine the MAKE, MODEL and VIN, code these elements appropriately and be sure to use RELATED FACTORS-VEHICLE LEVEL code “35.”

Consistency Checks:

	IF	THEN
(1C0P) 1.	ACCIDENT MONTH is between June and December,	the vehicle MODEL YEAR must NOT be greater than ACCIDENT YEAR plus ONE.
(1D0P) 2.	SPECIAL USE equals 1,	BODY TYPE must equal 02-09, 12, 14-21, 28-29,99.
(1Q0F) 3.	PERSON TYPE equals 01, and BODY TYPE equals 80-83, 88-89,	SEATING POSITION must not equal 00, 12-55, 99.
(1R0P) 4.	SEATING POSITION equals 51, and BODY TYPE equals 24-25, 50-52, 58-59,	INJURY SEVERITY must not equal 0, 9.
(1Z0P) 5.	MOST HARMFUL EVENT equals 01,	ROLLOVER must not equal 0 for this vehicle unless BODY TYPE equals 80-83, 88-89, or blank for this vehicle.

IF

THEN

- | | | |
|---|--|---|
| (2D0P) 6. | SPECIAL USE equals 2, | BODY TYPE must equal 16, 19-21, 25, 28-29, 45, 48, 51-52, 58-59 or blanks. |
| (2Q0F) 7. | PERSON TYPE equals 02, 09, and BODY TYPE equals 01-02, 04, 08, 10, 31-33, 39-41, 45, 48-49, 90-91, | SEATING POSITION must not equal 00, 31-50. |
| (2R0P) 8. | RESTRAINT SYSTEM USE equals 01-04, 06, 13-14, | BODY TYPE must not equal 80-83, 88-89, 91. |
| (2U0P) 9. | BODY TYPE equals 80-83, 88-91, | AIR BAG AVAILABILITY /DEPLOYMENT must equal 30. |
|  (3A0P) 10. | SPECIAL USE equals 7, | BODY TYPE must equal 15, 19, 40, 48-49, 60-64, 66-67, 71-72, 78-79, 99. |
| (3Q0F) 11. | PERSON TYPE equals 02, 09, and BODY TYPE equals 01-16, 19-20, 22-25, 28-33, 39, 41-42, 50-52, 58-59, 65, 80-83, 88-92, 97, | SEATING POSITION must not equal 00, 50. |
| (4A0P) 12. | BODY TYPE equals 80-83, 88-89, | SPECIAL USE must not equal 1-3, 6-7. |
| (4D0P) 13. | SPECIAL USE equals 3, | BODY TYPE must equal 20-21, 24-25, 28-29, 50-52, 58-59. |
|  (4N4P) 14. | MOTOR CARRIER IDENTIFICATION NUMBER does not equal 00-00000000, | BODY TYPE must equal 24-25, 28, 31, 40, 42, 45, 48-52, 58-67, 71-78, 92-93, 99 or HAZARDOUS CARGO must equal 1-3. |
|  (4N5P) 15. | BODY TYPE does not equal 24-25, 28, 31, 40, 42, 45, 48-52 58-67, 71-78, 92-93, or HAZARDOUS CARGO does not equal 1-3, | MOTOR CARRIER IDENTIFICATION NUMBER must equal 00-000000000, 99-999999999. |
| (4Q0F) 16. | PERSON TYPE equals 02, 09, and BODY TYPE equals 80-83, 88-89, | SEATING POSITION must not equal 00, 13-19, 22-50. |

IF

THEN

(4S0P) 17. BODY TYPE equals 80-83,
88-89,

EJECTION must equal 0.

(5A0P) 18. BODY TYPE equals 80-83,
88-89,

ROLLOVER must equal 0.

(5B0P) 19. JACKKNIFE equals 0, and
BODY TYPE equals 66,

VEHICLE TRAILING must not
equal 1-4.



(5D0P) 20. SPECIAL USE equals 4,

BODY TYPE must equal 01-12,
15-16, 19-22 24-25, 28-33, 39-41,
45, 48-50, 58-59, 60-64, 66-67, 71-
72, 78-79, 90, 99.

(5Q0F) 21. PERSON TYPE equals 02, and
BODY TYPE equals 24-25,
50-52, 58-59,

SEATING POSITION must not
equal 00-50, 52-54, 99.

(5S0P) 22. BODY TYPE equals 80-83,
88-89,

EXTRICATION must equal 0.



(6A1P) 23. UNDERRIDE/OVERRIDE
equals 1-6,

BODY TYPE must equal 01-16,
19-33, 39-42, 45, 48-49, 67, 97,
and VEHICLE ROLE must equal
1, 3.



(6B0P) 24. JACKKNIFE equals 1-3,

BODY TYPE must equal 52, 58,
66.



(6D0P) 25. SPECIAL USE equals 5,

BODY TYPE must equal 01-12,
14-16, 19-22, 25, 28-33, 39-41, 45,
48-49, 58-64, 66-67, 71-72, 78-82,
88-91, 97, 99.

(6E1P) 26. UNDERRIDE/OVERRIDE
equals 7-8,

BODY TYPE must not equal 80-
83, 88-91, and VEHICLE ROLE
must equal 1, 3.



(6Q0F) 27. PERSON TYPE equals 02, 09,
and BODY TYPE equals
60-67, 71-72, 78-79,

SEATING POSITION must not
equal 00, 31-49.

IF





THEN

- | | | |
|--------|---|---|
| (7D0P) | 28. SPECIAL USE equals 6, | BODY TYPE must equal 11, 14-16, 19, 21-22, 28-29, 40-41, 45, 48-49, 61, 64, 79, 97, 99. |
| (7Q0F) | 29. PERSON TYPE equals 09, and BODY TYPE equals 24-25, 50-52, 58-59, | SEATING POSITION must not equal 00, 12-50, 52-54. |
| (8P0P) | 30. PERSON TYPE equals 01 and AGE is less than 08, | BODY TYPE must not equal 01-12, 14-16, 19-25, 28-33, 39-42, 45, 48-52, 58-67, 71-72, 78-83, 88-89, 91-93. |
| (900P) | 31. BODY TYPE does not equal 91, and VEHICLE MODEL YEAR is a valid year and is greater than or equal to 1980, and VEHICLE MODEL YEAR equals _____, | the 10th digit of the valid VEHICLE IDENTIFICATION NUMBER (VIN) should equal _____ (contact Headquarters for VIN assistance). |
| (930P) | 32. BODY TYPE is inconsistent with VIN. | |
| (970P) | 33. MODEL YEAR is known and is greater than 1990; and BODY TYPE is 02-09; and SEATING POSITION is 21, 23, 31, 33, | RESTRAINT SYSTEM USE must equal 00, 01-04, 08, 13-14, 99. |
| (980P) | 34. MODEL YEAR is known and is greater than 1992; and BODY TYPE is 01-16, 19-25, 28-33, 39-42, 45, 48-49, and SEATING POSITION is 21, 23, 31, 33, 41, 43, | RESTRAINT SYSTEM USE must equal 00, 01-04, 08, 13-14, 99. |
| (AE1P) | 35. VEHICLE CONFIGURATION equals 05-08 , | BODY TYPE must equal 66. |
| (AF2P) | 36. VEHICLE CONFIGURATION equals 20-21 , | BODY TYPE must equal 20-21 , 24-25, 50-52, 58-59. |
| (AH0P) | 37. VEHICLE CONFIGURATION does not equal 00, 99 , | BODY TYPE must equal 24-25, 28, 31, 40, 42, 45, 48-52, 58-67, 71-78, 92-93, or HAZARDOUS CARGO must equal 1-3. |



IF

THEN

- | | | |
|---|---|---|
| | (AH1P) 38. BUS USE equals 8, | BODY TYPE must equal 24, 25, 50-59. |
|  | (AJ0P) 39. NUMBER OF AXLES does not equal 00, 99, | BODY TYPE must equal 24-25, 28, 31, 40, 42, 45, 48-52, 58-67, 71-78, 92-93, 99 or HAZARDOUS CARGO must equal 1-3. |
|  | (AL0P) 40. CARGO BODY TYPE equals 20-21, | BODY TYPE must equal 24-25, 50-52 58-59. |
|  | (AM0P) 41. CARGO BODY TYPE does not equal 00, 99, | BODY TYPE must equal 24-25, 28, 31, 40, 42, 45, 48-52, 58-67, 71-78, 92-93, or HAZARDOUS CARGO must equal 1-3. |
| | (BE0P) 42. BODY TYPE equals 80-83,88-89, | EJECTION PATH must equal 0. |
| | (CH0P) 43. BODY TYPE equals 24, 50, | SPECIAL USE must not equal 2. |
| | (CI0P) 44. VEHICLE TRAILING equals 1-4, and BODY TYPE equals 66, | JACKKNIFE must not equal 0. |
| | (D270) 45. BODY TYPE equals 50-52, 63, 66, 72, or HAZARDOUS CARGO equals 1, | COMMERCIAL MOTOR VEHICLE LICENSE STATUS should not equal 0. |
| | (D440) 46. COMMERCIAL MOTOR VEHICLE LICENSE STATUS equals 0, | BODY TYPE should not equal 50-52, 63, 66, 72, and HAZARDOUS CARGO should not equal 1. |
| | (D560) 47. VIOLATIONS CHARGED equals 66, | BODY TYPE should equal 80-83, 88-89. |
|  | (P130) 48. BODY TYPE equals 60-67, 71-72, 78-79, and PERSON TYPE equals 01, and INJURY SEVERITY equals 4, | FATAL INJURY AT WORK should equal 1. |
| | (P180) 49. PERSON TYPE equals 01 and AGE is less than 09, | BODY TYPE should not equal 90. |

	IF	THEN
(V010)	50. MODEL YEAR should not be less than 1940.	
(V020)	51. VEHICLE TRAILING equals 1,	BODY TYPE should not equal 24-25, 50-52, 80-83, 88-91.
(V030)	52. either RELATED FACTORS-VEHICLE LEVEL equals 12,15,17,	BODY TYPE should not equal 80-83, 88-89.
(V040)	53. either RELATED FACTORS-VEHICLE LEVEL equals 15, 17,	BODY TYPE should not equal 91.
(V050)	54. PERSON TYPE equals 01-02, 09, and RESTRAINT SYSTEM USE equals 05, 15,	BODY TYPE should equal 80-83 88-91.
(V051)	55. BUS USE equals 1-3,	BODY TYPE should equal 20-21, 24-25, 29, 50-59.
(V052)	56. BUS USE equals 4,	BODY TYPE should equal 25, 29, 51-52, 58-59.
(V053)	57. BUS USE equals 5,	BODY TYPE should equal 20-21, 24-25, 29, 50-59.
(V054)	58. BUS USE equals 6-7,	BODY TYPE should equal 20-21, 25, 29, 51-59.
(V055)	59. BUS USE equals 0,	BODY TYPE should not equal 24-25, 50-59, and SPECIAL USE should not equal 2-3.

IF

THEN

(V170-V260 & 4FIP-4F0P)

60. NUMBER OF OCCUPANTS
is less than 97, BODY TYPE
equals __, VEHICLE
TRAILING equals 0, and
NUMBER OF OCCUPANTS
is greater than __,

a consistency check () will be
given.

BODY TYPE	Q	P
01-05, 07-09, 14,15,19,97	8 (V170)	15 (4F1P)
06, 11, 16	12 (V180)	22 (4F2P)
12	15 (V190)	25 (4F3P)
80-83, 88-89	2 (V200)	5 (4F4P)
23,42,73	12 (V210)	30 (4F5P)
60-65,71-72,79	12 (V220)	55 (4F6P)
66	5 (V230)	50 (4F7P)
91	2 (V240)	10 (4F8P)
90	8 (V250)	20 (4F9P)
99	5 (V260)	10 (4F0P)

(V270) 61. Possible error in VIN character types or number of characters.

(V280) 62. Possible error in VIN check digit.

(V300) 63. Possible error in VIN Production Number.

(V320) 64. BODY TYPE equals 50-52,
58-66, 71-79, AIR BAG AVAILABILITY/
DEPLOYMENT should equal 30.

(V330) 65. SCHOOL BUS RELATED
equals 1, BODY TYPE of at least one of the
involved vehicles should equal 24,
50 (School Bus) or SPECIAL USE
for at least one involved vehicle
should equal 2 – Vehicle Used as
School Bus, and BUS USE for at
least one vehicle should equal 1-3.

IF

THEN

(V340-V430) (4C1P-4C0P)

66. NUMBER OF OCCUPANTS is less than 97, BODY TYPE equals __, VEHICLE TRAILING does not equal 0, and NUMBER OF OCCUPANTS is greater than __,

a consistency check () will be given.

BODY TYPE

01-05, 07-09, 14,15,19,97
06, 11, 16
12
80-83,88-89
23,42,73
60-65,71-72,79
66
91
90
99

Q

8 (V340)
12 (V350)
15 (V360)
2 (V370)
12 (V380)
12 (V390)
5 (V400)
2 (V410)
8 (V420)
5 (V430)

P

15 (4C1P)
22 (4C2P)
25 (4C3P)
5 (4C4P)
30 (4C5P)
55 (4C6P)
77 (4C7P)
10 (4C8P)
20 (4C9P)
10 (4C0P)

(V440) 67. BODY TYPE equals 24, 50,

SCHOOL BUS RELATED should equal 1.



(V46P) 68. **VEHICLE CONFIGURATION equals 21,**

BODY TYPE must equal 50-52, 58-59.



(V504) 69. GROSS VEHICLE WEIGHT RATING equals 1,

BODY TYPE should equal **01-39, 41-49.**



(V505) 70. **GROSS VEHICLE WEIGHT RATING equals 9,**

BODY TYPE should not equal 61-63, 66-67.



(V506) 71. **BODY TYPE equals 40, 60,**

GROSS VEHICLE WEIGHT RATING should equal 2.



(V507) 72. **BODY TYPE equals 01-39, 41-49,**

GROSS VEHICLE WEIGHT RATING should equal 0-1.



(V50P) 73. **BODY TYPE equals 61-62, 67, 71,**

GROSS VEHICLE WEIGHT RATING must equal 2. (See GVWR Remarks on how to use PCVina to determine GVWR.)



	IF	THEN
(V51P)	74. <i>BODY TYPE equals 63, 66, 72,</i>	<i>GROSS VEHICLE WEIGHT RATING must equal 3. (See GVWR Remarks on how to use PCVina to determine GVWR.)</i>
(V52P)	75. <i>BODY TYPE equals 64,</i>	<i>GROSS VEHICLE WEIGHT RATING must equal 9. (See GVWR Remarks on how to use PCVina to determine GVWR.)</i>
(V54P)	76. <i>VEHICLE CONFIGURATION equals 01-08, 19, and VEHICLE IDENTIFICATION NUMBER is not Blank or Unknown,</i>	<i>GROSS VEHICLE WEIGHT RATING must equal 2-3.</i>
(V55P)	77. <i>VEHICLE CONFIGURATION equals 80,</i>	<i>BODY TYPE must equal 01-13.</i>
(V56P)	78. <i>VEHICLE CONFIGURATION equals 70,</i>	<i>BODY TYPE must equal 14-49.</i>
(V57P)	79. <i>VEHICLE CONFIGURATION equals 05,</i>	<i>CARGO BODY TYPE must equal 96, and BODY TYPE must equal 66.</i>
(V58P)	80. <i>VEHICLE CONFIGURATION equals 04,</i>	<i>BODY TYPE must not equal 66.</i>
(V59P)	81. <i>VEHICLE CONFIGURATION equals 06,</i>	<i>BODY TYPE must equal 66, and VEHICLE TRAILING must equal 1.</i>
(V60P)	82. <i>VEHICLE CONFIGURATION equals 07,</i>	<i>BODY TYPE must equal 66, and VEHICLE TRAILING must equal 2.</i>
(V61P)	83. <i>VEHICLE CONFIGURATION equals 08,</i>	<i>BODY TYPE must equal 66, and VEHICLE TRAILING must equal 3.</i>
(V620)	84. <i>ACCIDENT MONTH is between January and August,</i>	<i>the VEHICLE MODEL YEAR should not be greater than ACCIDENT YEAR (contact Coding Assistance).</i>

IF

THEN



(V62P) 85. **CARGO BODY TYPE equals 01-09, 97-98, and VEHICLE IDENTIFICATION NUMBER is not Blank or Unknown,**

GROSS VEHICLE WEIGHT RATING must equal 2-3.



(V63P) 86. **CARGO BODY TYPE equals 21,**

BODY TYPE must equal 50-52, 58-59.



(V640) 87. **VEHICLE CONFIGURATION does not equal 00, 99,**

BODY TYPE should not equal 24-25, 28, 31, 40, 42, 45, 48-49.



(V64P) 88. **BODY TYPE equals 60-78,**

GROSS VEHICLE WEIGHT RATING must not equal 0-1.

(V650) 89. **NUMBER OF AXLES does not equal 00, 99,**

BODY TYPE should not equal 24-25, 28, 31, 40, 42, 45, 48-49.

(V660) 90. **CARGO BODY TYPE does not equal 00, 99,**

BODY TYPE should not equal 24-25, 28, 31, 40, 42, 45, 48-49.



(V790) 91. **BODY TYPE equals 20,**

VEHICLE CONFIGURATION should equal 00, and CARGO BODY TYPE should equal 00.



(V800) 92. **BODY TYPE equals 21-22, 28-29,**

VEHICLE CONFIGURATION should equal 00-01, 03-04, 70, 99, and CARGO BODY TYPE should equal 00-01, 99.



(V810) 93. **BODY TYPE equals 23,**

VEHICLE CONFIGURATION should equal 00, and CARGO BODY TYPE should equal 00.



(V820) 94. **BODY TYPE equals 24-25,**

VEHICLE CONFIGURATION should equal 00, 20-21, 99, and CARGO BODY TYPE should equal 00, 20-21, 99.



(V830) 95. **BODY TYPE equals 40,**

VEHICLE CONFIGURATION should equal 00-01, 03-04, 70, and CARGO BODY TYPE should equal 00, 01-04, 06-07, 97-98.



IF

THEN

- | | |
|---|--|
| (V840) 96. BODY TYPE equals 50-59, | VEHICLE CONFIGURATION should equal 21 , and CARGO BODY TYPE should equal 21 . |
| (V850) 97. BODY TYPE equals 60, | VEHICLE CONFIGURATION should equal 01, 03-04 , and CARGO BODY TYPE should equal 01. |
| (V860) 98. BODY TYPE equals 61-64, | VEHICLE CONFIGURATION should equal 01-04 , and CARGO BODY TYPE should equal 01- 08, 96-98 . |
| (V870) 99. BODY TYPE equals 65, | VEHICLE CONFIGURATION should equal 00 , and CARGO BODY TYPE should equal 00. |
| (V880) 100. BODY TYPE equals 66, | VEHICLE CONFIGURATION should equal 05-08, 19 and CARGO BODY TYPE should equal 01-04, 06- 09, 96-98 . |
| (V890) 101. BODY TYPE equals 71-72, | VEHICLE CONFIGURATION should equal 19 , and CARGO BODY TYPE should equal 01-04, 06- 09, 96-98 . |
| (V900) 102. BODY TYPE equals 73, | VEHICLE CONFIGURATION should equal 00 , and CARGO BODY TYPE should equal 00. |
| (V910) 103. BODY TYPE equals 78, | VEHICLE CONFIGURATION should equal 19 , and CARGO BODY TYPE should equal 98. |
| (V915) 104. BODY TYPE equals 67, | VEHICLE CONFIGURATION should equal 01, and CARGO BODY TYPE should equal 97. |
| (V920) 105. BODY TYPE equals 79, | VEHICLE CONFIGURATION should equal 99 , and CARGO BODY TYPE should equal 99. |



	IF	THEN
(V930)	106. VEHICLE CONFIGURATION equals 00 , or CARGO BODY TYPE equals 00,	BODY TYPE should not equal 50-64, 66-72, 78-79.
(V950)	107. VEHICLE MODEL YEAR is less than 1994, and SEATING POSITION equals 31, 33, 39,	RESTRAINT SYSTEM USE should not equal 01, 03, and BODY TYPE should equal 12, 15-16, 19-21.
(V980)	108. BODY TYPE equals 24-25, 28, 40, 45, 48-52, 58-64, 66-67, 71-72, 78, 93 , or HAZARDOUS CARGO equals 1-3,	MOTOR CARRIER IDENTIFICATION NUMBER should not equal 00-000000000.

Special Processing Rules:

	IF	THEN
(4EIP)	1. no RELATED FACTORS-DRIVER LEVEL equals 55, and UNDERRIDE/OVERRIDE equals 1-3,	there must be another vehicle in the accident with BODY TYPE equal to 60-64, 66, 71-72, 78, and with VEHICLE ROLE equal to 2-3.
(5F0F)	2. NUMBER OF OCCUPANTS equals 00-96, and BODY TYPE does not equal 24-25, 50-52, 58-59,	the number of Person Level forms for that vehicle must be less than or equal to the NUMBER OF OCCUPANTS.
(7A0F)	3. FIRST HARMFUL EVENT equals 01,	ROLLOVER must equal 1 or blank for at least one vehicle, or BODY TYPE must equal 80-83, 88-89, or blank for at least one vehicle.

Intraconsistency Checks:

	IF	THEN
(910P)	I. any one of the fields MAKE, MODEL, BODY TYPE, MODEL YEAR, and VIN is blank,	the other four must also be blank.

IF	THEN
(921P) II. MAKE is not 98, 99, and equals ___, and MODEL equals ___,	MODEL YEAR must equal ___, or ACCIDENT YEAR plus 1.
(960P) III. MAKE is not 98, 99, and equals ___, and MODEL equals ___,	BODY TYPE must equal ___.
(V922) IV. MAKE equals 98, 99, and MODEL equals _____,	MODEL YEAR should equal _____.
(V961) V. MAKE equals 98, 99 and MODEL equals _____,	BODY TYPE should equal _____.
(V970) VI. IF the VIN is not all 0's or all 9's, and if the MODEL YEAR is between 1981 and 1988, and if the BODY TYPE is 01 - 09 (PASSENGER CAR), and if the MAKE is____, THEN the FIRST THREE DIGITS of the VIN should be _____:	

MAKE	POSSIBLE FIRST THREE VIN DIGITS
01 American Motors	1AC,1AM,2CC,2CM
06 Chrysler	1C3,2C3,3C1,3J1,JC1,JJ1
07 Dodge	1B3,1B4,2B3,2B4,3B3,3B4,JB3,JB4
08 Imperial	1A3,2A3
09 Plymouth	1P3,2P3,3P3,JP3
12 Ford	1FA,2FA,JCA,JFA,KNA,KNJ
13 Lincoln	1LN,1MR
14 Mercury	1ME,2ME,3MA
18 Buick	1G4,2G4
19 Cadillac	1G6
20 Chevrolet	1G1,1Y1,2G1,3G1,J81,JG1
21 Oldsmobile	1G3,2G3,3G3
22 Pontiac	1G2,2G2,JG2,KL2
30 Volkswagon	1VW,9VW,WVW
31 Alfa Romeo	ZAR
32 Audi	WAU
34 BMW	WBA
35 Datsun/Nissan	1N4,IN8,JN1,JN8
36 Fiat	ZFA
37 Honda	1HG,1HM,2HG,JHM,JH4
38 Isuzu	JAB
39 Jaguar	SAD,SAJ
41 Mazda	1YV,JM1
42 Mercedes Benz	WDB
44 Peugeot	VF3
45 Porsche	WPO
46 Renault	1AM,1XM,VF1,VM1,VX1

V7,V8,V9,
V10, V11

	MAKE	POSSIBLE FIRST THREE DIGIT VIN
47	Saab	YK1,YS3
48	Subaru	JF1,JF2
49	Toyota	4TI,1N2,JT2
51	Volvo	2V1,YV1
52	Mitsubishi	JA3,KMH

BUS USE

Format: 1 numeric

Element Values:

Blank

- 0 Not Used as a Bus
- 1 Used as a Public School Bus
- 2 Used as a Private School Bus
- 3 Used as a School Bus, Public or Private Unknown
- 4 Used as Scheduled Service Bus
- 5 Used as a Tour Bus
- 6 Used as a Commuter Bus
- 7 Used as a Shuttle Bus
- 8 Modified for Personal/Private Use
- 9 Unknown Bus Use

Remarks:

This element describes if a vehicle is being used for common forms of bus service (i.e., public school bus, scheduled service bus, tour bus, etc.) The vehicle body type does not have to be a bus to be coded 1-7,9 for this element.

Code “0-Not Used as a Bus” is used for vehicles that do not have a bus body type AND are not being used as a bus in the accident. It is also used for vehicles with bus body types that are not in service at the time of the accident. For example, a school bus or intercity bus without occupants en route to a bus service facility that is involved in a fatal event.

Code “1-3” (used as a school bus) are for vehicles used to transport groups of school children (up to the 12th grade) to/from school or any other school function or activity. These can include school-sponsored chartered tours and trips to school athletic events in school or chartered buses. This can involve school-sponsored Head Start Programs (also see Related Factors- Vehicle Level code “37-Head Start/Day Care”).

Code “4-Used as a Scheduled Service Bus” is used for regular municipal transit service and cross-country or intercity scheduled service. For example, scheduled Greyhound bus service between major cities. It also includes scheduled inner-city mass transit bus service.

Code “5-Used as a Tour Bus” should be coded for any tour for sightseeing, pleasure trips, etc. These tours are typically in large chartered buses, but can be in van-based buses as well. This does not include school-sponsored functions or activities (see codes “1-3”).

Code “6-Used as a Commuter Bus” should be coded for:

- Commuting between home and work or school (beyond 12th grade; e.g., college commute).
- Direct point-to-point service (e.g., parking lot or pick-up location near home to drop-off location near work).

These commuter buses can be large chartered buses and van-based buses.

Code “7-Used as a Shuttle Bus” should be coded when it is indicated that the vehicle is being used to shuttle people other than for commuting (code “6”), school (codes “1-3”), tours (code “5”), or scheduled interstate/intercity/intracity travel (code “4”). Examples are shuttles from airport, hotels, churches, community-sponsored Head Start/day care, rental cars, to/from parking lots at sporting events, business facility-to-facility, etc. (For community-sponsored Head Start/day care, also see Related Factors- Vehicle Level, code “37-Transporting Children to/from Head Start/Day Care.”)

Code “8-Modified for Personal/Private Use” should be coded when a bus body type has been modified for personal or private use. For example, a bus with seats removed and exterior altered to allow for personal/private hauling of cargo (instead of passengers). Also includes musical groups in cross-country bus with interior remodeled with home-like conveniences.

Consistency Checks:

	IF	THEN
(AH1P) 1.	BUS USE equals 8,	BODY TYPE should not equal 24-25, 50-59.
(V051) 2.	BUS USE equals 1-3,	BODY TYPE should equal 20-21, 24-25, 29, 50-59.
(V052) 3.	BUS USE equals 4,	BODY TYPE should equal 25, 29, 51-52, 58-59.
(V053) 4.	BUS USE equals 5,	BODY TYPE should equal 20-21, 24-25, 29, 50-59.
(V054) 5.	BUS USE equals 6-7,	BODY TYPE should equal 20-21, 25, 29, 51-59.



	IF	THEN
(V055)	6. BUS USE equals 0,	BODY TYPE should not equal 24-25, 50-59 and SPECIAL USE should not equal 2-3.
(V056)	7. SPECIAL USE equals 2,	BUS USE must equal 1-3.
(V057)	8. SPECIAL USE equals 3,	BUS USE must equal 4-7, 9.
(V330)	9. SCHOOL BUS RELATED equals 1,	BODY TYPE of at least one of the involved vehicles should equal 24, 50 (School Bus) or SPECIAL USE for at least one involved vehicle should equal 2 – Vehicle Used as School Bus, and BUS USE for at least one vehicle should equal 1-3.
(V531)	10. <i>BUS USE equals 1-7,</i>	<i>VEHICLE CONFIGURATION should equal 20-21, and CARGO BODY TYPE should equal 20-21.</i>

SPECIAL USE

Format: 1 numeric

Element Values:

Blank
0 No Special Use
1 Taxi
2 Vehicle Used as School Bus*
3 Vehicle Used as Other Bus*
4 Military*
5 Police
6 Ambulance*
7 Fire truck
9 Unknown

Remarks:

Refers to whether the motor vehicle was used for a function other than the primary function for that type vehicle. In other words, this element is coded "1-9" in those cases where BODY TYPE does not reflect how the vehicle was being used. For example, if a vehicle is coded BODY TYPE "50-School Bus" or "24-Van-Based School Bus," SPECIAL USE is coded "0" since BODY TYPE already indicates the vehicle's use, and it would be redundant to code this element "2." On the other hand, if a Minivan ("20") or Large Van ("21") is being used as a school bus, this element would be coded "2" because the coding of BODY TYPE does not indicate the fact that the van is actually being used as a school bus.

Code "0-No Special Use."

Code "1-Taxi" refers to vehicles used during this trip (at the time of the accident) on a fee-for-hire basis to transport persons. Most of these vehicles will be marked and formally registered as taxis; however, vehicles that are used as taxis, even though they are not registered (e.g., Gypsy Cabs), are included here. Taxis and drivers who are off-duty at the time of the accident are coded "0."

This code also applies for limousines on a fee-for-hire basis.

*** These values are unlikely occurrences and will raise an error flag.**

Code “2-Vehicle used as school bus”* refers to a motor vehicle which satisfies the following criteria:

- externally identifiable to other traffic units as a school/pupil transport vehicle;
- operated or owned by a public or private school-type institution;
- where the institution’s students may range from pre-school through high school;
- whose occupants, if any, are associated with the institution; and,
- the vehicle is in operation at the time of the accident to and from the school or on a school-sponsored activity or trip.

In addition, vehicles which are not externally identifiable as a school/pupil transport vehicle, but do meet all of the other criteria above are vehicles used as school buses. (E.g., a transit bus, at the time of the accident, used exclusively (no other passengers except students) to transport students to/from the school or school-related activity.

Code “3-Vehicle used as other bus”* refers to a motor vehicle which is designed for transporting more than ten persons and does not satisfy the above criteria of a school bus.

For codes “4-Military,” “5-Police,” and “6-Ambulance,” Special Use means “in use” and not necessarily “emergency use.” External identification to the normal driving public is the criterion.

Code “4-Military”* refers to a vehicle which is owned by any of the Armed Forces. These vehicles are presumed to be in special military use at all times.

Code “5-Police”* refers to a readily identifiable (lights or markings) vehicle which is owned by any local, county, state or federal police agency. The vehicles are presumed to be in special police use at all times. Personal vehicles (not owned by the agency) that are used by officers or agents (e.g., undercover) are excluded.

Military police vehicles are coded “4-Military.”




Code “6-Ambulance”* refers to those readily identifiable (lights or markings) vehicles: (1) whose sole purpose is to provide ambulance service and which is always presumed to be in special ambulance use at all times, or (2) vehicles serving dual purposes such as a hearse used for both funeral and emergency purposes, which is only coded when used for the latter purpose.

Military ambulances are coded “4-Military.”

*** These values are unlikely occurrences and will raise an error flag.**



Consistency Checks:

	IF	THEN
	(1D0P) 1. SPECIAL USE equals 1,	BODY TYPE must equal 02-09, 12, 14-21, 28-29, 99.
	(2D0P) 2. SPECIAL USE equals 2,	BODY TYPE must equal 16, 19-21, 25, 28-29, 45, 48, 51-52, 58-59, or blanks.
	(3A0P) 3. SPECIAL USE equals 7,	BODY TYPE must equal 15, 19, 40, 48-49, 60-64, 66-67, 71-72, 78-79, 99.
	(3D0P) 4. SPECIAL USE for any vehicle equals 2,	SCHOOL BUS RELATED must equal 1.
	(4A0P) 5. BODY TYPE equals 80-83, 88-89,	SPECIAL USE must not equal 1-3, 6-7.
	(4D0P) 6. SPECIAL USE equals 3,	BODY TYPE must equal 20-21, 24-25, 28-29, 50-52, 58-59.
	(5D0P) 7. SPECIAL USE equals 4,	BODY TYPE must equal 01-12, 15-16, 19-22, 24-25, 28-33, 39-41, 45, 48-50, 58-64, 66-67, 71-72, 78-79, 90, 99.
	(6D0P) 8. SPECIAL USE equals 5,	BODY TYPE must equal 01-12, 14-16, 19-22, 25, 28-33, 39-41, 45, 48-49, 58-64, 66-67, 71-72, 78-82, 88-91, 97, 99.
	(7D0P) 9. SPECIAL USE equals 6,	BODY TYPE must equal 11, 14-16, 19, 21-22, 28-29, 40-41, 45, 48-49, 61, 64, 79, 97, 99.
	(AR0P) 10. SPECIAL USE equals 4,	REGISTERED VEHICLE OWNER must not equal 0, 1-2, 4.
	(CH0P) 11. BODY TYPE equals 24, 50,	SPECIAL USE must not equal 2.
	(V060) 12. SPECIAL USE equals 4,	REGISTRATION STATE should not equal 00-02, 04-06, 08-13, 15-51, 53-56, 92-93, 95, 97, 99.

	IF	THEN
(V330)	13. SCHOOL BUS RELATED equals 1,	BODY TYPE of at least one of the involved vehicles should equal 24, 50, (School Bus) or SPECIAL USE for at east one involved vehicle should equal 2 - Vehicle Used as School Bus, and BUS USE for at least one vehicle should equal 1-3.
(V055)	14. BUS USE equals 0,	BODY TYPE should not equal 24-25, 50-59, and SPECIAL USE should not equal 2-3.
(V056)	15. SPECIAL USE equals 2,	BUS USE must equal 1-3.
(V057)	16. SPECIAL USE equals 3,	BUS USE must equal 4-7, 9.
(V560)	17. SPECIAL USE equals 4,	REGISTERED VEHICLE OWNER should equal 3, and REGISTRATION STATE should equal 96.

Special Processing Rule:

(U050) 1. UNLIKELY: SPECIAL USE equals 2-4, 6.

EMERGENCY USE

Format: 1 numeric

Element Values:

Blank
0 No
1 Yes

Remarks:

Emergency use refers to a vehicle that is traveling with physical emergency signals in use; such as red light blinking, siren sounding, etc.

Code "1 - Yes" only if the vehicle was being used as an emergency vehicle at the time of the accident.

If it cannot be determined that the vehicle was in use as an emergency vehicle at the time of the accident, code "0 - No."

TRAVEL SPEED

Format: 2 numeric

Element Values:

Blanks
 Actual Miles Per Hour Except:
 00 Stopped Vehicle
 97 Ninety-Seven MPH or Greater
 98 Not Reported
 99 Unknown

Remarks:

This element refers to the speed the vehicle was traveling prior to the occurrence of the accident. If your police department calculates a reconstructed speed, please be aware that this may represent impact speed and not travel speed.

Code the Traveling Speed as indicated by the investigating officer. Do not use estimates by drivers or witnesses.

If the officer gives a range, code the median speed and round up to the next higher whole number. If the officer gives a minimum speed (e.g., 'at least 55 mph' or 'in excess of 60 mph', then use that speed (e.g., 55 and 60 respectively).

Code "98-Not Reported" is used when the officer did not mention Travel Speed or did not indicate it with a checkbox on the PAR.

Code "99-Unknown" is used when the officer says that Travel Speed is unknown.

Consistency Checks:

IF	THEN
(3B0P) 1. JACKKNIFE equals 2-3,	TRAVEL SPEED must not equal 00.
(9G0P) 2. TRAVEL SPEED equals 00,	VEHICLE MANEUVER must equal 04, 98-99.
(AN0P) 3. TRAVEL SPEED equals 00,	CRASH AVOIDANCE MANEUVER must not equal 1-5.

	IF	THEN
(AZ0P) 4.	CRASH AVOIDANCE MANEUVER equals 1-5,	TRAVEL SPEED must not equal 00.
(V080) 5.	TRAVEL SPEED equals 00,	VEHICLE ROLE should not equal 1.
(V510) 6.	TRAVEL SPEED equals 00,	CRASH AVOIDANCE MANEUVER should not equal 6.
(V520) 7.	TRAVEL SPEED equals 00,	CRASH AVOIDANCE MANEUVER should equal 0.
(V591) 8.	RELATED FACTORS- VEHICLE LEVEL equals 31,	TRAVEL SPEED should not equal 00.

Special Processing Rules:

	IF	THEN
(A090) 1.	NUMBER OF VEHICLE FORMS SUBMITTED is greater than 01,	there should be at least one vehicle with TRAVEL SPEED of 01-99 or blanks.
(A100) 2.	FIRST HARMFUL EVENT is not equal to 02, 04-05, 10, 16, 18,	there should be one vehicle with TRAVEL SPEED of 01-99 or blanks.
(A240) 3.	ROADWAY FUNCTION CLASS equals 01, 11,	TRAVEL SPEED should not equal 05-40.

VEHICLE MANEUVER

Format: 2 numeric

Element Values:

Blanks

- 01 Going Straight
- 02 Slowing or Stopping in Traffic Lane
- 03 Starting in Traffic Lane
- 04 Stopped in Traffic Lane
- 05 Passing or Overtaking Another Vehicle
- 06 Leaving a Parked Position
- 07 Parked
- 08 Entering a Parked Position
- 09 Maneuver to Avoid an Animal, Pedestrian, Object, Another Vehicle, etc.
- 10 Turning Right: RTOR* Permitted
- 11 Turning Right: RTOR Not Permitted
- 12 Turning Right: RTOR Not Known if Permitted or RTOR Not Applicable
- 13 Turning Left
- 14 Making a U-turn
- 15 Backing Up (other than for parking purposes)
- 16 Changing Lanes or Merging
- 17 Negotiating a Curve

- 98 Other
- 99 Unknown

*RTOR mean 'Right Turn on Red.'

Remarks:

This element captures the driver's action, or intended action, prior to commencement of unstabilized event as indicated on the accident report.

Code 07 (Parked) applies when the driver's intended action was to be parked. For example: a driver intends to park his vehicle, forgets to set the hand brake, driver exits vehicle, and is run over by vehicle.

Code 09 (Maneuvering to Avoid) refers to a controlled action around an animal, pedestrian, object, vehicle, etc., before the unstabilized situation begins. This is separate and distinct from Crash Avoidance Maneuvers.

Codes 10-13 (Turning) refer to the action of turning from one trafficway onto another.

Code 17 refers to the action necessary to follow the same roadway around a curve.

Consistency Checks:

	IF	THEN
(8B0P) 1.	JACKKNIFE equals 2-3,	VEHICLE MANEUVER must not equal 03-04, 06-08, 15.
(9G0P) 2.	TRAVEL SPEED equals 00,	VEHICLE MANEUVER must equal 04, 98-99.
(A530) 3.	VEHICLE MANEUVER equals 10-11,	TRAFFIC CONTROL DEVICE should equal 01-03.
(D520) 4.	VIOLATIONS CHARGED equals 33, 41-42, 49,	VEHICLE MANEUVER should equal 10-14.
(D540) 5.	VIOLATIONS CHARGED equals 53-55, 59,	VEHICLE MANEUVER should equal 05.
(D550) 6.	VIOLATIONS CHARGED equals 61, 69,	VEHICLE MANEUVER should equal 16.
(D590) 7.	VIOLATIONS CHARGED equals 91,	VEHICLE MANEUVER should equal 07.
(V130) 8.	RELATED FACTORS-DRIVER LEVEL equals 33-35,	VEHICLE MANEUVER should equal 05.
(V140) 9.	RELATED FACTORS-DRIVER LEVEL equals 81-86,	VEHICLE MANEUVER should equal 09.
(V150) 10.	RELATED FACTORS-DRIVER LEVEL equals 27,	VEHICLE MANEUVER should equal 16.
(V160) 11.	RELATED FACTORS-DRIVER LEVEL equals 54,	VEHICLE MANEUVER should equal 04.

CRASH AVOIDANCE MANEUVER

Format: 1 numeric

Element Values:

Blank

- 0 No Avoidance Maneuver Reported
- 1 Braking (skid marks evident)
- 2 Braking (no skid marks; driver stated)
- 3 Braking (other reported evidence)
- 4 Steering (evidence or stated)
- 5 Steering and Braking (evidence or stated)
- 6 Other Avoidance Maneuver
- 8 Not Reported/Inconclusive (by police)

Remarks:

This element is collected to indicate if an avoidance maneuver was taken by the driver to avoid the crash. The “Crash Avoidance Maneuver” is separate and distinct from the “Vehicle Maneuver” (prior to the unstabilized event). Only count maneuvers to avoid the crash up to the first injury or damage-producing event for this vehicle. Witness statements may be used to identify crash avoidance maneuvers or the lack of maneuvers. Vehicle occupants and pedestrians may provide information when police sources are unavailable.

Code “0” (No Avoidance Maneuver Reported) is used if the police indicate that the driver took no avoidance maneuver. The officer may describe through the narrative and diagram such a scenario without actually using the words “no avoidance maneuver.” If the PAR (narrative and diagram) indicates the driver could not take a crash avoidance maneuver, use Code “0.” Examples of these could be: “asleep at the wheel,” “vision totally obscured,” “driverless,” “not in position to observe impact,” etc.

Codes “1, 2, 3” are used if the driver was braking to avoid the crash, with a Code “1” used if skid marks are evident from braking and a “2” based on a driver’s statement. Be careful not to confuse “yaw marks” with braking skid marks. To use Code “1-Braking (skid marks evident),” the marks should be consistent with a braking action. Code “3” is used when there is evidence of braking other than skid marks or a driver’s statement (e.g., other police determination or witness statement).

Braking and/or steering take precedence over other avoidance maneuvers when multiple maneuvers are present.

If the officer uses words such as “overcorrecting,” “bringing the vehicle back on the road,” “veered,” etc., a steering code (“4 or 5”) should be used.

Code “6” (Other Avoidance Maneuver) is used for backing, accelerating or downshifting gears without braking.

Code “8” (Not Reported/Inconclusive - by Police) is used when the police are silent on the issue or the information reported is not conclusive.

When you know you have a Crash Avoidance Maneuver, but the officer records a travel speed of “00” because the vehicles came to rest prior to impact, code the appropriate Crash Avoidance Maneuver (not “0”). Also, obtain the actual travel speed prior to the unstabilized situation or code “99” if unknown.

Consistency Checks:

	IF	THEN
(AN0P) 1.	TRAVEL SPEED equals 00,	CRASH AVOIDANCE MANEUVER must not equal 1-5.
(AZ0P) 2.	CRASH AVOIDANCE MANEUVER equals 1-5,	TRAVEL SPEED must not equal 00.
(P120) 3.	CRASH AVOIDANCE MANEUVER equals 2,	INJURY SEVERITY for driver of this vehicle should not equal 4.
(V510) 4.	TRAVEL SPEED equals 00,	CRASH AVOIDANCE MANEUVER should not equal 6.
(V520) 5.	TRAVEL SPEED equals 00,	CRASH AVOIDANCE MANEUVER should equal 0.
(V530) 6.	JACKKNIFE equals 2-3,	CRASH AVOIDANCE MANEUVER should not equal 0, 8.

ROLLOVER

Format: 1 numeric

Element Values:

Blank	
0	No Rollover
1	First Event
2	Subsequent Event

Remarks:

Rollover refers to vehicles overturning during the accident.

Rollover is defined as any vehicle rotation of 90 degrees or more, about any true longitudinal or lateral axis. Rollover can occur at any time during the unstabilized situation.

Rollover does not apply to motorcycles (code as "0"). A rollover can be coded for ATVs (3- or 4-wheel), snowmobiles, and go-karts.

Subsequent Event refers to a rollover that occurs after the first harmful event.

If it cannot be determined that a rollover has occurred, then use code "0 - No Rollover."

Consistency Checks:

	IF	THEN
(1Z0P) 1.	MOST HARMFUL EVENT equals 01,	ROLLOVER must not equal 0 for this vehicle, unless BODY TYPE equals 80-83, 88-89, or blank for this vehicle.
(5A0P) 2.	BODY TYPE equals 80-83, 88-89,	ROLLOVER must equal 0.

Special Processing Rule:

	IF	THEN
(7A0F)	1. FIRST HARMFUL EVENT equals 01,	ROLLOVER must equal 1, or blank for at least one vehicle, or BODY TYPE must equal 80-83, 88-89, or blank for at least one vehicle.

FIRE OCCURRENCE

Format: 2 numeric

| If coded "1," code cannot be changed.

Element Values:

Blank
 0 No Fire
 1 Fire Occurred in Vehicle During Accident

Remarks:

If it cannot be determined that a fire occurred in the vehicle during the accident, code "0-No Fire."

If the Most Harmful Event for the vehicle is "02-Fire/Explosion," or a fire in the vehicle is produced by damage in the accident, use "1-Fire Occurred." The involved vehicles may be at rest for a reasonable period of time.

If the vehicles are at rest long enough to raise a question about the fire's relationship to the accident's damage-producing events, do not use code "1."

Fires that begin in a vehicle before the first impact may be counted. If damage is produced, "Fire/Explosion" would be the First Harmful Event.

Coding Examples for Fire Occurrence

<u>Example</u>	<u>Code</u>
1. Car strikes tank truck in rear, explodes into fire.	"1-Fire" (for car)
2. Inside of vehicle catches fire, causing driver to strike another vehicle.	"1-Fire" (for 1st Veh.)
3. Inside of vehicle catches fire, causing driver to stop vehicle in roadway and all occupants exit vehicle. Two minutes later, a second car rear-ends the stopped car and its driver is killed from collision.	"0-No Fire" (for both)
4. Two vehicles collide; a tank ruptures. Vehicles are stopped momentarily when fire ignites, causing fire damage to both vehicles.	"1-Fire" (for both)

Consistency Checks:

	IF	THEN
(4Z0P)	1. MOST HARMFUL EVENT equals 02,	FIRE OCCURRENCE for this vehicle must equal 1 or blank.

Special Processing Rule:

	IF	THEN
(540F)	1. FIRST HARMFUL EVENT equals 02,	at least one vehicle must have FIRE OCCURRENCE equal to 1 or blank.

IMPACT POINT-INITIAL/PRINCIPAL

Format: 2 numeric, 2 numeric

Element Values:

Blanks	
00	Non-Collision
01-12	Clock Points
13	Top
14	Undercarriage
99	Unknown

Remarks:

IMPACT POINT-INITIAL: Code the first impact point that produced property damage or personal injury (regardless of FIRST or MOST HARMFUL EVENT).

IMPACT POINT-PRINCIPAL: Code the impact point that produced the most property damage or personal injury.

If principal and initial impact points are the same, code both elements the same.

Codes “01-12” refer to the point on a clock. Refer to the diagram on the following page for examples of how to superimpose the clock point on several vehicle types.

It is important to note that impact point refers mainly to the area of the vehicle that sustained the impact and does not depend upon the attitude of the vehicle (e.g., damage to a grille is still damage at 12 o'clock even if it was caused by sliding sideways past a utility pole).

However, code “13 - Top” may raise questions. The front and rear windows of some vehicles may also be viewed from the top. It may also be difficult to code impacts to the hood and rear deck of a vehicle.

With code “13,” the direction of force sometimes has to be considered. The following are guidelines for using code “13 - Top.”

1. If the impact was received horizontally to an upright vehicle, use one of the codes “01 to 12.”
2. If the impact was received from a vertical direction above the upright vehicle, use code “13.”
3. If the impact received or direction of force was at an angle of less than 1 degrees above the horizontal, it is considered horizontal.

4. With a vehicle in other than upright attitudes, remember, it is the area of the vehicle which was impacted that is important.

1. If FIRST HARMFUL EVENT is coded “01-07” and no impact to the vehicle occurs throughout the accident, then code **IMPACT POINT-INITIAL** as “00,” **IMPACT POINT-PRINCIPAL** as “00,” and **VEHICLE ROLE** as “0.”

2. If FIRST HARMFUL EVENT is coded “01-07” (particularly code “01 – Overturn”) and impacts to the vehicle do occur, then code the appropriate **IMPACT POINT-INITIAL** and **PRINCIPAL**, and code **VEHICLE ROLE** as appropriate.

If the only event is an overturn, the accident is considered a non-collision; therefore, the impact points are coded “00.” The only time the actual impact points would be coded would be if the vehicle incurred damage from impacting against an ‘object’ at any time during the accident, whether an overturn occurs or not. Hitting the ground is not regarded as an ‘impact.’

Wheel impacts are coded “14-Undercarriage.”

A vehicle that has set something in motion striking another vehicle, person or property causing injury or damage may not have a normal impact point; however, an impact point must be coded. Choose as an impact point the location on the vehicle where the load or object left the vehicle. In addition, use Related Factor- Vehicle level code “34.”

NOTE: Beginning in 1994, Codes “15” and “16” (Underride and Override) were removed from this element. Coding vehicle underrides and overrides is captured in a separate element (See element V22). Impact points (clockpoint) associated with Underrides and Overrides may be coded in this element.

Consistency Checks:

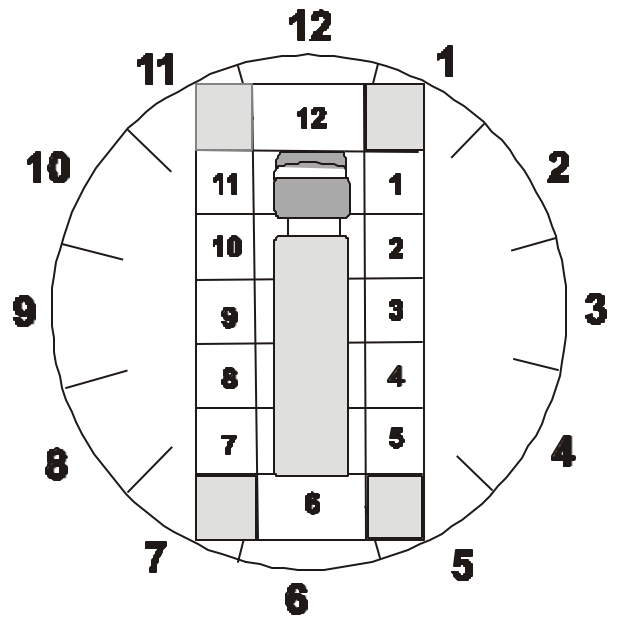
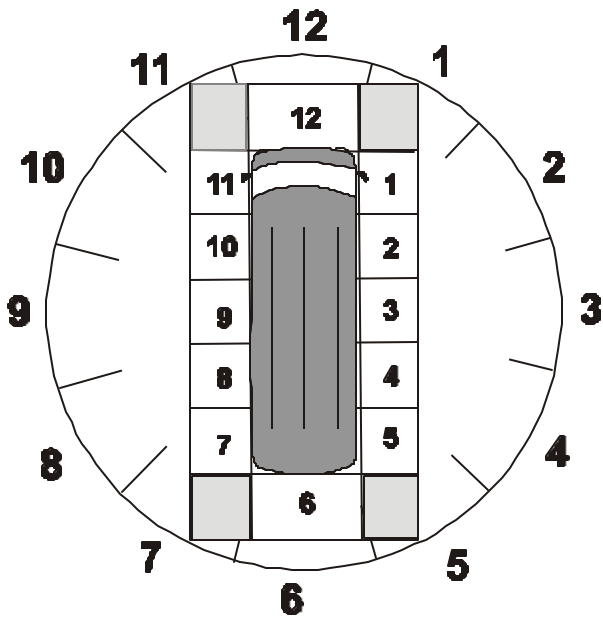
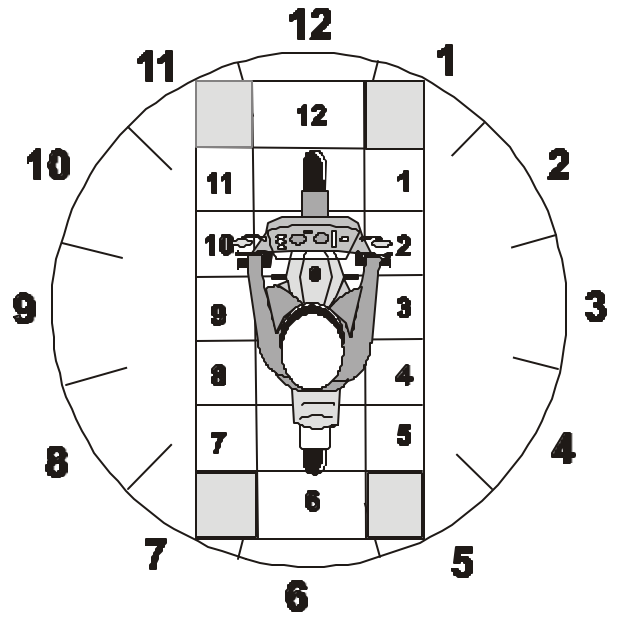
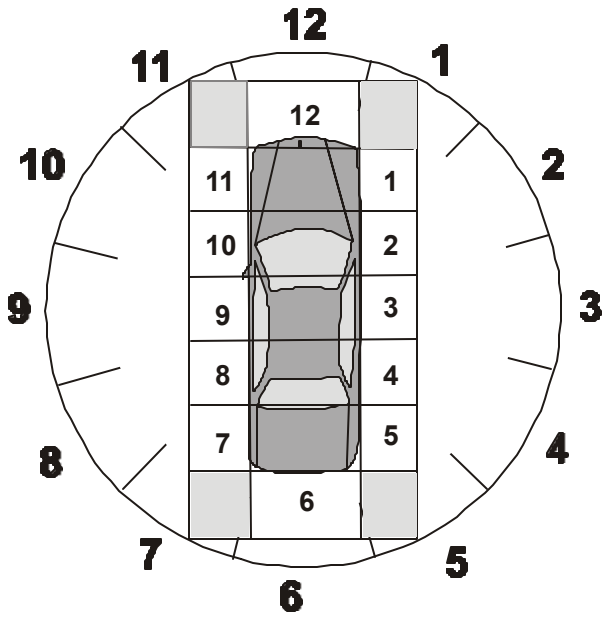
	IF	THEN
(1E0P) 1.	IMPACT POINT-INITIAL equals 00,	IMPACT POINT-PRINCIPAL must equal 00.
(1E1P) 2.	IMPACT POINT-PRINCIPAL equals 00,	IMPACT POINT-INITIAL must equal 00.
(2E0P) 3.	IMPACT POINT-INITIAL equals 01-14, 99,	IMPACT POINT-PRINCIPAL must not equal 00.
(3E0P) 4.	IMPACT POINT-INITIAL equals 00,	VEHICLE ROLE must not equal 1-3, 9.

	IF	THEN
(3E1P) 5.	IMPACT POINT-INITIAL equals 01-14, 99,	VEHICLE ROLE must not equal 0.
(3E2P) 6.	VEHICLE ROLE equals 1-3, 9,	IMPACT POINT-INITIAL must not equal 00.
(3E3P) 7.	VEHICLE ROLE equals 0,	IMPACT POINT-INITIAL must equal 00.

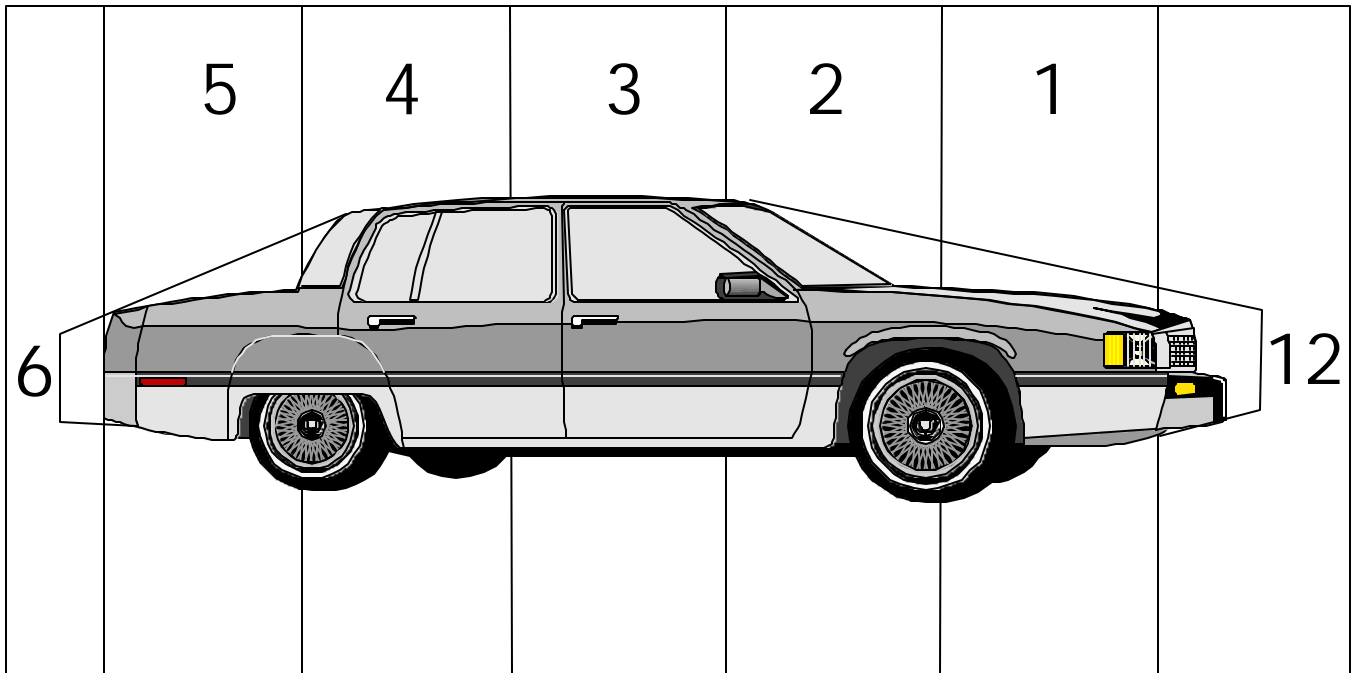
Special Processing Rule:

	IF	THEN
(420P) 1.	MANNER OF COLLISION equals 5-6,	there must be at least two vehicle forms with IMPACT POINT-INITIAL equal to 01-05, 07-11, 99.

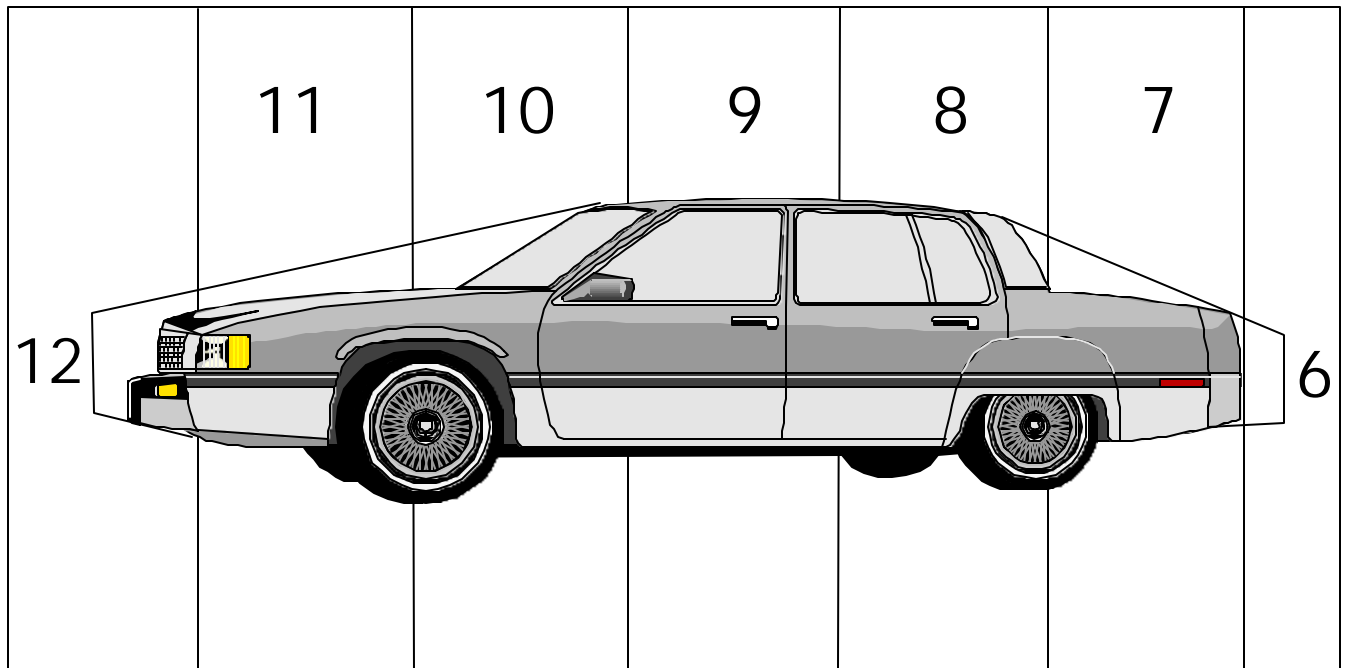
CLOCKPOINT DIAGRAM



IMPACT POINTS



Right Side



Left Side

VEHICLE ROLE

Format: 1 numeric

Element Values:

Blank	
0	Non-Collision
1	Striking
2	Struck
3	Both
9	Unknown*

Remarks:

Code 0 - Non-Collision is used when the harmful event(s) for this vehicle is/are non-collisions.

IF FIRST HARMFUL EVENT is coded "01-07" and no impact to the vehicle occurs throughout the accident, then code IMPACT POINT-INITIAL as "00;" IMPACT POINT-PRINCIPAL as "00;" and VEHICLE ROLE as "0."

IF FIRST HARMFUL EVENT is coded "01-07" (particularly code "01-Overtum") and impacts to the vehicle do occur, then code the appropriate IMPACT POINT-INITIAL and PRINCIPAL, and code VEHICLE ROLE as appropriate.

The officer's description and diagram usually determines the striking and struck vehicles.

Direction of force can play a role, especially in head-on collisions. In two-vehicle, head-on collisions, both are coded as striking (Code "1").

A vehicle can strike (or be struck by) a pedestrian, bicyclist, skateboard rider and other non-motorists.

For a vehicle to be coded "Both" striking and struck (Code "3"), the event cannot be simultaneous at the same point on the vehicle. A vehicle cannot only have one impact and be both striking and struck.

*** This value is an unlikely occurrence and will raise a "U" flag.**

Consistency Checks:

	IF	THEN
(1S0P) 1.	MOST HARMFUL EVENT equals 08-15, 17-43, 45-46, 48-49,	VEHICLE ROLE must not equal 0.
(3E0P) 2.	IMPACT POINT-INITIAL equals 00,	VEHICLE ROLE must not equal 1-3, 9.
(3E1P) 3.	IMPACT POINT-INITIAL equals 01-14, 99,	VEHICLE ROLE must not equal 0.
(3E2P) 4.	VEHICLE ROLE equals 1-3, 9,	IMPACT POINT-INITIAL must not equal 00.
(3E3P) 5.	VEHICLE ROLE equals 0,	IMPACT POINT-INITIAL must equal 00.
(6A1P) 6.	UNDERRIDE/OVERRIDE equals 1-6,	BODY TYPE must equal 01-16, 19-33, 39-42, 45, 48-49, 67 , 97, and VEHICLE ROLE must equal 1, 3.
(6E1P) 7.	UNDERRIDE/OVERRIDE equals 7-8,	BODY TYPE must not equal 80-83, 88-91, and VEHICLE ROLE must equal 1, 3.
(A430) 8.	MANNER OF COLLISION equals 2, and NUMBER OF VEHICLE FORMS SUBMITTED equals 02,	VEHICLE ROLE should equal 1.
(V080) 9.	TRAVEL SPEED equals 00,	VEHICLE ROLE should not equal 1.
(V120) 10.	DRIVER PRESENCE equals 2,	VEHICLE ROLE should not equal 0, 9.
(V450) 11.	NUMBER OF VEHICLE FORMS SUMMITTED equals 02, and VEHICLE ROLE of <u>both</u> vehicles equals 1,	MANNER OF COLLISION should equal 2.



Special Processing Rules:

	IF	THEN
(4E1P) 1.	no RELATED FACTORS- DRIVER LEVEL equals 55, and UNDERRIDE/OVERRIDE equals 1-3,	there must be another vehicle in the accident with BODY TYPE equal to 60-64, 66, 71-72, 78, and with VEHICLE ROLE equal to 2- 3.
(U060) 2.	UNLIKELY: VEHICLE ROLE equals 9.	

UNDERRIDE/OVERRIDE

Format: 1 numeric

Element Values:

Blank

0 No Underride or Override

With Motor Vehicle in Transport

1 Underride, Compartment Intrusion

2 Underride, No Compartment Intrusion

3 Underride, Compartment Intrusion Unknown

With Other Vehicle

4 Underride, Compartment Intrusion

5 Underride, No Compartment Intrusion

6 Underride, Compartment Intrusion Unknown

7 Override, Motor Vehicle in Transport

8 Override, Other Vehicle

9 Unknown if Underride or Override

Remarks:

An Underride refers to a vehicle sliding under another vehicle during an accident. The classic example is an automobile striking the rear end or the side of a tractor-trailer and coming to a stop under the trailer. In this example, the automobile is the underriding vehicle. We distinguish between those underriding vehicles with compartment intrusion versus those with no compartment intrusion. Compartment intrusion means that the truck's rear end or side has entered the passenger compartment of the under-riding vehicle (typically, the windshield or glass area). No compartment intrusion means typically that the front hood is under the truck, but the truck has not directly entered the passenger compartment.

It is possible for an auto to completely underride the trailer without stopping. Underride is not applicable to motorcycles or snowmobiles.

For underrides and overrides, it is important to determine the vehicle performing the action. Two vehicles cannot be considered to underride and override simultaneously.

Also, do not code frontal underrides. In cases in which two vehicles collide “head-on” and one vehicle ends up under the other, two striking vehicles exist. Codes “1-6” cannot be used. However, consider whether an override has occurred.

UNDERRIDES AND VEHICLES UNDER OTHER VEHICLES

Codes “1-3” are used when a motor vehicle underrides another motor vehicle in transport. Codes “4-6” are used when a motor vehicle underrides a parked vehicle or a transport device in use as equipment (i.e., cherry picker, paint-stripping truck). To use Codes “1 or 4,” the PAR should indicate that the passenger compartment of the underriding (striking) vehicle has been damaged. Sources of this information can be the PAR narrative and/or the vehicle damage scale. If the top of the vehicle is damaged, as noted by the vehicle damage scale, Codes “1 or 4” would apply. Codes “2 and 5,” Underride, No Compartment Intrusion, are used when a portion of the vehicle is under another, and it is known that there is no passenger compartment intrusion. Codes “3 and 6” are used when it is unknown if there is passenger compartment intrusion.

OVERRIDES

An Override refers to a vehicle riding up over another (including a parked vehicle). A vehicle straddling a guardrail, for example, is not coded as an override.

Code 7, Override - Motor Vehicle in Transport, is used when a motor vehicle overrides another motor vehicle in transport. Code “8-Override - Other Vehicle,” is used when a motor vehicle overrides a parked motor vehicle or a transport device in use as equipment.

Consistency Checks:



	IF	THEN
(5E1P) 1.	any RELATED FACTORS-DRIVER LEVEL equals 55,	UNDERRIDE/OVERRIDE must equal 4-6.
(6A1P) 2.	UNDERRIDE/OVERRIDE equals 1-6,	BODY TYPE must equal 01-16, 19-33, 39-42, 45, 48-49, 67 , 97, and VEHICLE ROLE must equal 1, 3.
(6E1P) 3.	UNDERRIDE/OVERRIDE equals 7-8,	BODY TYPE must not equal 80-83, 88-91, and VEHICLE ROLE must equal 1, 3.
(V750) 4.	UNDERRIDE/OVERRIDE equals 1-3,	FIRST HARMFUL EVENT or MOST HARMFUL EVENT (for this vehicle) should equal 12-13.

	IF	THEN
(V760)	5. UNDERRIDE/OVERRIDE equals 4-6,	FIRST HARMFUL EVENT or MOST HARMFUL EVENT (for this vehicle) should equal 14, 45.
(V770)	6. UNDERRIDE/OVERRIDE equals 7,	FIRST HARMFUL EVENT or MOST HARMFUL EVENT (for this vehicle) should equal 12-13.
(V780)	7. UNDERRIDE/OVERRIDE equals 8,	FIRST HARMFUL EVENT or MOST HARMFUL EVENT (for this vehicle) should equal 14, 45.

Special Processing Rule:

	IF	THEN
(4E1P)	1. no RELATED FACTORS-DRIVER LEVEL equals 55, and UNDERRIDE/OVERRIDE equals 1-3,	there must be another vehicle in the accident with BODY TYPE equal to 60-64, 66, 71-72, 78, and with VEHICLE ROLE equal to 2-3.

EXTENT OF DEFORMATION

Format: 1 numeric

Element Values:

Blank	Blank
0	None
2	Other (Minor)
4	Functional (Moderate)
6	Disabling (Severe)
9	Unknown

Remarks:

See Definition: ANSI D16.1 Manual: 2.3.8 - 2.3.12

For those States using the Vehicle Damage Scale for Traffic Accident Investigators, use the following coding transformations:

FARS Extent of Deformation Code	Damage Rating
2	1, 2
4	3, 4, 5
6	6, 7

If the police report indicates that the vehicle was 'totaled' and the vehicle was towed away, code "6-Disabling." If the report indicates that the vehicle was 'totaled,' but the vehicle was driven away, code "4-Functional."

Consistency Checks:

	IF	THEN
(3C0P)	1. EXTENT OF DEFORMATION equals 6,	MANNER OF LEAVING SCENE must not equal 1.

MANNER OF LEAVING SCENE

Format: 1 numeric

Element Values:

- | | |
|-------|-------------------------|
| Blank | |
| 1 | Driven |
| 2 | Towed Away |
| 3 | Abandoned/Left at Scene |
| 9 | Unknown |

Remarks:

Refers to the disposition of the vehicle at the accident scene. This element should be coded with the best information available.

Use code “3” when the vehicle is left at the accident scene.

Use code “9” when you can’t determine what happened to the vehicle after the accident.

Consistency Checks:

	IF	THEN
(3C0P) 1.	EXTENT OF DEFORMATION equals 6,	MANNER OF LEAVING SCENE must not equal 1.

MOTOR CARRIER IDENTIFICATION NUMBER

Format: 1 set 2 numeric, 1 set 9 numeric

Element Values:

Issuing Authority:

00	Not Applicable
01-56	FARS State Code
57	US DOT
58	ICC
95	Canada
96	Mexico
88	None
99	Unknown

Identification Number:

Actual Number except:	
000000000	Not Applicable
888888888	None
999999999	Unknown

Remarks:



This element is only applicable for the following commercial vehicles:

1. Medium/Heavy Trucks: vehicles with *gross weight greater than 10,000 lbs.*
2. Buses with **9** or more seats (including the driver)
3. *Light Trucks, Vans and Passenger Vehicles displaying a hazardous materials placard.*

Your state most likely has a Supplemental Truck/Bus Accident Report (Truck Supplement) or includes similar data elements as part of its regular PAR. The Motor Carrier Identification Number is recorded on the Truck Supplement or PAR next to the appropriate Source (Issuing Authority.) If your state uses separate Truck Supplements, you should seek help to get routine access to them, just as with your state's PAR.

Your state's Safety Net representative may be able to provide a Motor Carrier Identification Number.





Federal regulations require that almost all trucks operating across state lines (i.e., interstate) have Identification Numbers except those hauling “exempt” commodities (such as unprocessed agricultural products). This will be a US DOT or ICC Number.

State Numbers are issued by a public utility commission, a public service commission, or some other state agency, to vehicles that operate either in interstate commerce or only within that state. However, some states do not regulate the motor carrier industry. Trucks and buses that operate strictly within such states (i.e., intrastate) may not have numbers.

Many carriers will have either a US DOT or ICC Number plus a State Number.

Identification Number should be left justified. If less than 9 characters, left-justify and do not zero-fill.

Examples:

Supplement/PAR		FARS
<input type="text" value="003518"/>		<input type="text" value="003518"/>
<input type="text" value=" 3518"/>		<input type="text" value="0003518"/>
<input type="text" value=" 3518"/>		<input type="text" value="3518"/>
<input type="text" value="3518000"/>		<input type="text" value="3518000"/>

STATE NUMBERS: If only a State Number is recorded on the PAR or Supplement, then code the appropriate FARS State Code in “Issuing Authority” and enter the State Number in “Identification Number.”

US DOT NUMBERS: Use Code “57” in “Issuing Authority” if a US DOT Number or a State Number and US DOT Number are recorded on the PAR or Supplement. Enter the US DOT Number in “Identification Number.”

ICC NUMBERS: Use Code “58” in “Issuing Authority” if an ICC Number or a State Number and an ICC Number are recorded on the PAR or Supplement. Enter the ICC Number in “Identification Number.”

CANADIAN/MEXICAN NUMBERS: Use code “95” or “96” in “Issuing Authority” if a Canadian or Mexican authority (respectively) has issued the only Carrier Identification Number recorded on the PAR or Supplement.

HIERARCHY: When Identification Numbers are available from more than one Source (Issuing Authority), it is most important to code the US DOT number then the ICC number if one is available. It is next most important to code the Mexican or Canadian issued number. Finally, State-issued numbers should be coded.

Code 0's: Not Applicable - would apply when you would never expect this style of vehicle to have a Motor Carrier ID number (cars, motorhomes, etc.). This vehicle would not appear on a truck supplement (supplemental truck elements on the PAR would be coded N/A).

Code 8's : None - should be coded when:





- you could expect this type of vehicle to have an ID Number, but it is exempt because of its use or activity at the time of the crash;
- this type of vehicle often does have a number (but vehicle is operated strictly intrastate and activity not regulated); or
- the PAR/supplement states "No Number."

Note: In some states, school buses are exempt from requiring a Motor Carrier ID Number

Code 9's: Unknown - is used when you could expect this type of vehicle to have a Motor Carrier ID Number, however:

- the PAR or truck supplement leaves the field blank;
- you don't have a supplement or a field on the PAR (no further information given); or
- you don't know if the truck is a light, medium or heavy truck.

Consistency Checks:

	IF	THEN
	(4N1P) 1. VEHICLE CONFIGURATION does not equal 00 ,	MOTOR CARRIER IDENTIFICATION NUMBER must not equal 00-000000000
	(4N2P) 2. MOTOR CARRIER IDENTIFICATION NUMBER equals 00-000000000,	VEHICLE CONFIGURATION must equal 00 .
	(4N4P) 3. MOTOR CARRIER IDENTIFICATION NUMBER does not equal 00-000000000,	BODY TYPE must equal 24-25, 28, 31, 40, 42, 45, 48-52, 58- 67 , 71-78, 92-93, 99 or HAZARDOUS CARGO must equal 1-3.
	(4N5P) 4. BODY TYPE does not equal 24-25, 28, 31, 40, 42, 45, 48-52, 58- 67 , 71-78, 92-93, or HAZARDOUS CARGO does not equal 1-3,	MOTOR CARRIER IDENTIFICATION NUMBER must equal 00-000000000, 99-999999999.

IF**THEN**

(V980) 5. BODY TYPE equals 24-25, 28, 40, 45, 48-52, 58-64, 66-~~67~~, 71-72, 78, **93**, *or* HAZARDOUS CARGO equals 1-3,

MOTOR CARRIER IDENTIFICATION NUMBER should not equal 00-000000000.



(V981) 6. VEHICLE CONFIGURATION equals **00**,

MOTOR CARRIER IDENTIFICATION NUMBER should equal 00-000000000.



(V982) 7. MOTOR CARRIER IDENTIFICATION NUMBER does not equal 00-000000000,

VEHICLE CONFIGURATION should not equal **00**.

VEHICLE CONFIGURATION

Format: 2 numeric

Element Values:



- Blanks*
- 00 *Not Applicable, not a medium/heavy truck, bus or vehicle displaying a hazardous material placard*
 - 01 *Single Unit Truck (two axles, 6 tires)*
 - 02 *Single Unit Truck (three or more axles)*
 - 03 *Single Unit Truck (unknown number of axles, tires)*
 - 04 *Truck/Trailer(s)*
 - 05 *Truck Tractor (Bobtail)*
 - 06 *Tractor/Semi-Trailer (one trailer)*
 - 07 *Tractor/Doubles (two trailers)*
 - 08 *Tractor/Triples (three trailers)*
 - 19 *Medium/Heavy Truck, cannot classify*
 - 20 *Bus (seats for 9-15 people, including driver)*
 - 21 *Bus (seats for more than 15 people, including driver)*
 - 70 *Light Truck (van, mini van, panel, pickup, sport utility vehicle displaying a hazardous material placard)*
 - 80 *Passenger Car (only when displaying a hazardous materials placard)*
 - 99 *Unknown if Light or Medium/Heavy Truck/Bus*

Remarks:



This element is only applicable for the following vehicles:

1. Medium/Heavy Trucks: vehicles with **gross weight greater than 10,000 lbs.**
2. Buses with **9** or more seats (including the driver)
3. **Light Trucks, Vans and Passenger Vehicles displaying a hazardous materials placard.**



Code "00" (Not Applicable) should be used for automobiles, motorcycles, small buses (with less than **9** seats, including driver) and small trucks or vans (10,000 lbs. or less), not carrying hazardous cargo.



Code "01" is used for two-axle, single-unit trucks with six tires. ***A single-unit trucks carrying hazardous cargo with four tires is coded "70."***

Code "02" is used for single-unit trucks with three or more axles.

Code "03" is used for single-unit trucks over 10,000 lbs. when the number of axles or tires is unknown.

Code "04-Truck/Trailer(s)" is used for single unit trucks pulling a trailer.

Code "05-Truck Tractor" is used for cab-only vehicles (bobtail).

Code "06- Tractor/Semi-Trailer (one trailer)" is used for truck tractors with one trailer. NOTE: This code was used for truck tractors with any number of trailers before 2001. This code should not be used for single-unit trucks pulling a trailer.

Use Code 07 for two trailers

Use Code 08 for three trailers

Code "19- Med./Heavy Truck cannot classify" is used when you know the vehicle meets the definition of a medium/heavy truck, but you can't select from codes 01-08. An example is a vehicle with one trailer, but it is unknown whether it is a tractor-trailer or a single-unit truck pulling a trailer.

Code "20- Bus (seats for 9-15 people, including driver)." Smaller van-based buses qualify (less than 15 seats, including driver). E.g., commuter vans, van-based school buses.

Code "21- Bus (seats for more than 15 people, including driver)" A van-based bus qualifies for this code if it is configured to include enough seats. A CDL is required for the driver of this bus.

Code "70- Light Truck (van, mini-van, panel, pickup, sport utility vehicle displaying a hazardous material placard)" is only used for trucks 10,000 lbs or less, vans and sport utilities displaying hazardous materials placard. When vehicles in this category are not displaying a hazardous materials placard, use code "00- Not Applicable."

Code "80- Passenger Car" is used for passenger cars displaying a hazardous material placard; otherwise, code "00- Not Applicable."

Code "99- Unknown if Light or Med./Heavy Truck/Bus" is used when there is not enough information to determine if the vehicle meets the definition of a medium/heavy truck or bus but there is reason to suspect that it may qualify. This code differs from Code "19" in that Code "19" indicates that the vehicle is a medium/heavy truck, only the configuration is not known.

Consistency Checks:



	IF	THEN
(4N1P) 1.	VEHICLE CONFIGURATION does not equal 00 ,	MOTOR CARRIER IDENTIFICATION NUMBER must not equal 00-000000000.
(4N2P) 2.	MOTOR CARRIER IDENTIFICATION NUMBER equals 00-000000000,	VEHICLE CONFIGURATION must equal 00 .
(AA0P) 3.	VEHICLE CONFIGURATION equals 00 ,	NUMBER OF AXLES must equal 00.
(AB0P) 4.	VEHICLE CONFIGURATION equals 01 ,	NUMBER OF AXLES must equal 02.
(AB1P) 5.	VEHICLE CONFIGURATION equals 01 ,	CARGO BODY TYPE must not equal 20-21 .
(AB2P) 6.	VEHICLE CONFIGURATION equals 01-03, 05, 20-21, 70, 80 ,	JACKKNIFE must equal 0.
(AD0P) 7.	VEHICLE CONFIGURATION equals 04, 06-08 ,	VEHICLE TRAILING must not equal 0.
(AD1P) 8.	VEHICLE CONFIGURATION equals 02, 04, 06-08 ,	NUMBER OF AXLES must <i>equal</i> 03-98
(AE0P) 9.	VEHICLE CONFIGURATION equals 05 ,	VEHICLE TRAILING must equal 0.
(AE1P) 10.	VEHICLE CONFIGURATION equals 05-08 ,	BODY TYPE must equal 66.
(AE2P) 11.	VEHICLE CONFIGURATION equals 05 ,	NUMBER OF AXLES must equal 02-03, 98.
(AE3P) 12.	VEHICLE CONFIGURATION equals 05 ,	CARGO BODY TYPE must equal 96 .
(AF0P) 13.	VEHICLE CONFIGURATION equals 20-21 ,	NUMBER OF AXLES must <i>equal</i> 02-98 .



	IF	THEN
(AF1P)	14. VEHICLE CONFIGURATION equals 20 ,	CARGO BODY TYPE must equal 20 .
(AF2P)	15. VEHICLE CONFIGURATION equals 20-21 ,	BODY TYPE must equal 20-21 , 24-25, 50-52, 58-59.
(AG0P)	16. VEHICLE CONFIGURATION equals 99 ,	NUMBER OF AXLES must equal 99.
(AH0P)	17. VEHICLE CONFIGURATION does not equal 00, 99 ,	BODY TYPE must equal 24-25, 28, 31, 40, 42, 45, 48-52, 58- 67 , 71-78, 92-93; or HAZARDOUS CARGO must equal 1-3.
(D280)	18. VEHICLE CONFIGURATION equals 05-08, 21 , or HAZARDOUS CARGO equals 1,	COMMERCIAL MOTOR VEHICLE LICENSE STATUS should not equal 0.
(D450)	19. COMMERCIAL MOTOR VEHICLE LICENSE STATUS equals 0,	VEHICLE CONFIGURATION should not equal 05-08, 21 , and HAZARDOUS CARGO should not equal 1.
(V460)	20. VEHICLE CONFIGURATION equals 02 ,	NUMBER OF AXLES should not equal 02, 98 .
(V46P)	21. VEHICLE CONFIGURATION equals 21 ,	BODY TYPE must equal 50-52, 58-59.
(V470)	22. VEHICLE CONFIGURATION equals 01 ,	CARGO BODY TYPE should be 01-05, 07.
(V47P)	23. VEHICLE CONFIGURATION equals 21 ,	CARGO BODY TYPE must equal 21.
(V480)	24. VEHICLE CONFIGURATION equals 05 ,	NUMBER OF AXLES should not equal 98.
(V490)	25. VEHICLE CONFIGURATION equals 19 ,	NUMBER OF AXLES should equal 98.
(V500)	26. VEHICLE CONFIGURATION equals 20-21 ,	NUMBER OF AXLES should be 02-03, 98.



	IF	THEN
(V502)	27. GROSS VEHICLE WEIGHT RATING equals 0,	VEHICLE CONFIGURATION must equal 00 , and NUMBER OF AXLES and CARGO BODY TYPE must equal 00.
(V503)	28. GROSS VEHICLE WEIGHT RATING equals 1,	HAZARDOUS CARGO should equal 1, or VEHICLE CONFIGURATION should equal 20-21 .
(V531)	29. <i>BUS USE equals 1-7,</i>	<i>VEHICLE CONFIGURATION should equal 20-21, and CARGO BODY TYPE should equal 20-21.</i>
(V53P)	30. <i>VEHICLE CONFIGURATION equals 01-08, 19,</i>	<i>GROSS VEHICLE WEIGHT RATING must equal 2-3.</i>
(V54P)	31. <i>VEHICLE CONFIGURATION equals 01-08, 19, and VEHICLE IDENTIFICATION NUMBER is not Blank or 9,</i>	<i>GROSS VEHICLE WEIGHT RATING must equal 2-3.</i>
(V55P)	32. <i>VEHICLE CONFIGURATION equals 80,</i>	<i>BODY TYPE must equal 01-13.</i>
(V56P)	33. <i>VEHICLE CONFIGURATION equals 70,</i>	<i>BODY TYPE must equal 14-49.</i>
(V57P)	34. <i>VEHICLE CONFIGURATION equals 05,</i>	<i>CARGO BODY TYPE must equal 96 and BODY TYPE must equal 66.</i>
(V58P)	35. <i>VEHICLE CONFIGURATION equals 04,</i>	<i>BODY TYPE must <u>not</u> equal 66.</i>
(V59P)	36. <i>VEHICLE CONFIGURATION equals 06,</i>	<i>BODY TYPE must equal 66, VEHICLE TRAILING must equal 1.</i>
(V60P)	37. <i>VEHICLE CONFIGURATION equals 07,</i>	<i>BODY TYPE must equal 66, VEHICLE TRAILING must equal 2.</i>



	IF	THEN
(V61P)	38. VEHICLE CONFIGURATION equals 08,	BODY TYPE must equal 66, VEHICLE TRAILING must equal 3.
(V640)	39. VEHICLE CONFIGURATION does not equal 00, 99,	BODY TYPE should not equal 24-25, 28, 31, 40, 42, 45, 48-49.
(V65P)	40. GROSS VEHICLE WEIGHT RATING equals 2-3,	VEHICLE CONFIGURATION must not equal 00 and NUMBER OF AXLES and CARGO BODY TYPE must not equal 00.
(V790)	41. BODY TYPE equals 20,	VEHICLE CONFIGURATION should equal 00 , and CARGO BODY TYPE should equal 00.
(V800)	42. BODY TYPE equals 21-22, 28-29,	VEHICLE CONFIGURATION should equal 00-01, 03-04, 70, 99 , and CARGO BODY TYPE should equal 00-01, 99.
(V810)	43. BODY TYPE equals 23,	VEHICLE CONFIGURATION should equal 00 , and CARGO BODY TYPE should equal 00.
(V820)	44. BODY TYPE equals 24-25,	VEHICLE CONFIGURATION should equal 00, 20-21, 99 , and CARGO BODY TYPE should equal 00, 20-21, 99 .
(V830)	45. BODY TYPE equals 40,	VEHICLE CONFIGURATION should equal 00-01, 03-04, 70 , and CARGO BODY TYPE should equal 00, 01-04, 06-07, 97-98.
(V840)	46. BODY TYPE equals 50-59,	VEHICLE CONFIGURATION should equal 21 , and CARGO BODY TYPE should equal 21 .
(V850)	47. BODY TYPE equals 60,	VEHICLE CONFIGURATION should equal 01, 03-04 , and CARGO BODY TYPE should equal 01.



	IF	THEN
(V860)	48. BODY TYPE equals 61-64,	VEHICLE CONFIGURATION should equal 01-04 , and CARGO BODY TYPE should equal 01- 08 , 96-98 .
(V870)	49. BODY TYPE equals 65,	VEHICLE CONFIGURATION should equal 00 , and CARGO BODY TYPE should equal 00.
(V880)	50. BODY TYPE equals 66,	VEHICLE CONFIGURATION should equal 05-08 , 19 , and CARGO BODY TYPE should equal 01-04, 06- 09 , 96-98 .
(V890)	51. BODY TYPE equals 71-72,	VEHICLE CONFIGURATION should equal 19 , and CARGO BODY TYPE should equal 01-04, 06- 09 , 96-98 .
(V900)	52. BODY TYPE equals 73,	VEHICLE CONFIGURATION should equal 00 , and CARGO BODY TYPE should equal 00.
(V910)	53. BODY TYPE equals 78,	VEHICLE CONFIGURATION should equal 19 , and CARGO BODY TYPE should equal 98.
(V915)	54. BODY TYPE equals 67,	VEHICLE CONFIGURATON should equal 01, and CARGO BODY TYPE should equal 97.
(V920)	55. BODY TYPE equals 79,	VEHICLE CONFIGURATION should equal 99 , and CARGO BODY TYPE should equal 99.
(V930)	56. VEHICLE CONFIGURATION equals 00 , or CARGO BODY TYPE equals 00,	BODY TYPE should not equal 50-64, 66-72, 78-79.
(V940)	57. HAZARDOUS CARGO equals 1-3,	VEHICLE CONFIGURATION should not equal 00 , 99 ; CARGO BODY TYPE should not equal 00, 99; and NUMBER OF AXLES should not equal 00, 99.



	IF	THEN
(V981)	58. VEHICLE CONFIGURATION equals 00 ,	MOTOR CARRIER IDENTIFICATION NUMBER should equal 00-000000000.
(V982)	59. MOTOR CARRIER IDENTIFICATION NUMBER does not equal 00-000000000,	VEHICLE CONFIGURATION should not equal 00 .

VEHICLE TRAILING

Format: 1 numeric

Element Values:

Blank	
0	No
1	Yes, One Trailing Unit
2	Yes, Two Trailing Units
3	Yes, Three or More Trailing Units
4	Yes, Number of Trailing Units Unknown
9	Unknown

Remarks:

Trailing unit applies to any device connected to a motor vehicle by a hitch, including tractor-trailer combinations, boat hitched onto a motor vehicle, etc.

A Converter Dolly is a device used to hitch a trailer to another semi-trailer or straight truck and is not counted as a separate trailing unit. For combination vehicles (medium/heavy trucks), count only the cargo-carrying units.

Towed vehicles such as a tow truck pulling a vehicle, a vehicle towed by a rope or chain, or saddle-mount units are not considered to be trailing units. Only legal hitches are coded "1-3."

Consistency Checks:

	IF	THEN
(2B0P) 1.	JACKKNIFE equals 1-3,	VEHICLE TRAILING must not equal 0, 9.
(4R0P) 2.	SEATING POSITION equals 54,	VEHICLE TRAILING must not equal 0.
(5B0P) 3.	JACKKNIFE equals 0, and BODY TYPE equals 66,	VEHICLE TRAILING must not equal 1-4.
(AD0P) 4.	VEHICLE CONFIGURATION equals <i>04, 06, 08,</i>	VEHICLE TRAILING must not equal 0.



IF

THEN



(AE0P) 5. VEHICLE CONFIGURATION equals 05, VEHICLE TRAILING must equal 0.

(CI0P) 6. VEHICLE TRAILING equals 1-4, and BODY TYPE equals 66, JACKKNIFE must not equal 0.

(V020) 7. VEHICLE TRAILING equals 1, BODY TYPE should not equal 24-25, 50-52, 80-83, 88-91.

(V110) 8. either RELATED FACTORS-VEHICLE LEVEL equals 15, VEHICLE TRAILING should not equal 0.



(V16P) 9. **RELATED FACTORS-DRIVER LEVEL** equals 88, **VEHICLE TRAILING** must not equal 0, 9.

(V170-V260 & 4F1P-4F0P)

10. NUMBER OF OCCUPANTS is less than 97, BODY TYPE equals __, VEHICLE TRAILING equals 0, and NUMBER OF OCCUPANTS is greater than __, a consistency check (__) will be given.

BODY TYPE	Q	P
01-05, 07-09, 14,15,19,97	8 (V170)	15 (4F1P)
06, 11, 16	12 (V180)	22 (4F2P)
12	15 (V190)	25 (4F3P)
80-83, 88-89	2 (V200)	5 (4F4P)
23,42,73	12 (V210)	30 (4F5P)
60-65,71-72,79	12 (V220)	55 (4F6P)
66	5 (V230)	50 (4F7P)
91	2 (V240)	10 (4F8P)
90	8 (V250)	20 (4F9P)
99	5 (V260)	10 (4F0P)

**** SEE NEXT PAGE FOR MORE CONSISTENCY CHECKS ****

IF

THEN

(V340-V430) (4C1P-4C0P)

11. NUMBER OF OCCUPANTS is less than 97, BODY TYPE equals __, VEHICLE TRAILING does not equal 0, and NUMBER OF OCCUPANTS is greater than __,

a consistency check () will be given.

BODY TYPE

01-05, 07-09, 14,15,19,97
06, 11, 16
12
80-83,88-89
23,42,73
60-65,71-72,79
66
91
90
99

Q

8 (V340)
12 (V350)
15 (V360)
2 (V370)
12 (V380)
12 (V390)
5 (V400)
2 (V410)
8 (V420)
5 (V430)

P

15 (4C1P)
22 (4C2P)
25 (4C3P)
5 (4C4P)
30 (4C5P)
55 (4C6P)
77 (4C7P)
10 (4C8P)
20 (4C9P)
10 (4C0P)



(V59P) 12. VEHICLE CONFIGURATION equals 06,

BODY TYPE must equal 66, and VEHICLE TRAILING must equal 1.

(V60P) 13. VEHICLE CONFIGURATION equals 07,

BODY TYPE must equal 66, and VEHICLE TRAILING must equal 2.

(V61P) 14. VEHICLE CONFIGURATION equals 08,

BODY TYPE must equal 66, and VEHICLE TRAILING must equal 3.

NUMBER OF AXLES

Format: 2 numeric

Element Values:

Blanks	
(Number of Axles on Vehicle, Including Trailers)	
00	Not Applicable, not a Medium/Heavy Truck or Bus
02-97	Number of Axles
98	Medium/Heavy Truck or Bus, Number of Axles Unknown
99	Unknown if Light or Medium/Heavy Truck or Bus

Remarks:



This element is applicable for Medium/Heavy trucks and buses (*greater than 10,000 lbs. GVWR*). It counts the total number of axles on the vehicle (and converter dolly), including the trailing units.

Consistency Checks:



	IF	THEN
(AA0P) 1.	VEHICLE CONFIGURATION equals <i>00</i> ,	NUMBER OF AXLES must equal 00.
(AB0P) 2.	VEHICLE CONFIGURATION equals <i>01</i> ,	NUMBER OF AXLES must equal 02.
(AD1P) 3.	VEHICLE CONFIGURATION equals <i>02, 04, 06-08</i> ,	NUMBER OF AXLES must <i>equal</i> 03-98.
(AE2P) 4.	VEHICLE CONFIGURATION equals <i>05</i> ,	NUMBER OF AXLES must equal 02-03, 98.
(AF0P) 5.	VEHICLE CONFIGURATION equals <i>20-21</i> ,	NUMBER OF AXLES <i>must equal</i> <i>02-98</i> .
(AG0P) 6.	VEHICLE CONFIGURATION equal <i>99</i> ,	NUMBER OF AXLES must equal 99.



	IF	THEN
(AI0P)	7. NUMBER OF AXLES equals 99,	CARGO BODY TYPE must equal 99.
(AJ0P)	8. NUMBER OF AXLES does not equal 00, 99,	BODY TYPE must equal 24-25, 28, 31, 40, 42, 45, 48-52, 58- 67 , 71-78, 92-93, or HAZARDOUS CARGO must equal 1-3.
(V460)	9. VEHICLE CONFIGURATION equals 02 ,	NUMBER OF AXLES should not equal 02 , 98.
(V480)	10. VEHICLE CONFIGURATION equals 05 ,	NUMBER OF AXLES should not equal 98.
(V490)	11. VEHICLE CONFIGURATION equals 19 ,	NUMBER OF AXLES should equal 98.
(V500)	12. VEHICLE CONFIGURATION equals 20-21 ,	NUMBER OF AXLES should be 02-03, 98.
(V502)	13. GROSS VEHICLE WEIGHT RATING equals 0,	VEHICLE CONFIGURATION must equal 00 and NUMBER OF AXLES and CARGO BODY TYPE must equal 00.
(V650)	14. NUMBER OF AXLES does not equal 00, 99,	BODY TYPE should not equal 24-25, 28, 31, 40, 42, 45, 48-49.
(V65P)	15. GROSS VEHICLE WEIGHT RATING equals 2-3,	VEHICLE CONFIGURATION must not equal 00 and NUMBER OF AXLES and CARGO BODY TYPE must not equal 00.
(V940)	16. HAZARDOUS CARGO equals 1-3,	VEHICLE CONFIGURATION should not equal 00 , 99 ; CARGO BODY TYPE should not equal 00, 99; and NUMBER OF AXLES should not equal 00, 99.

Special Processing Rule:

(U300) 1. UNLIKELY: NUMBER OF AXLES is greater than 13.

GROSS VEHICLE WEIGHT RATING

Format: 6 numeric

Element Values:

Blank

0	Not Applicable
1	10,000 lbs. or less
2	10,001 – 26,000
3	26,001 or more
9	Unknown

Remarks:

Gross Vehicle Weight Rating (GVWR): is (1) a value specified by the manufacturer for a single-unit truck, truck tractor or trailer, or (2) the sum of such values for the units which make up a truck combination. In the absence of a gross vehicle weight rating, an estimate of the gross weight of a fully loaded unit may be substituted for such a rating.

Code this element based on the Power Unit of the truck only. Do not add GVWR of trailer(s).

This element should be available with other NGA (National Governor's Association) recommended elements for commercial vehicles on your PAR or Truck Supplement.

Code "0 – Not Applicable" should be used for vehicles 10,000 lbs. or less, not displaying a hazardous materials placard, and for buses less than 16 seats (including driver).

Code "1 – 10,000 lbs. or less" should be used for passenger cars and light trucks with 10,000 lbs. GVWR or less when displaying a hazardous materials placard or for busses with 16 or more seats (including driver) with 10,000 lbs. GVWR or less.



The MDE provides PCVINA codes for GVWR. Next to Vehicle Identification Number (VIN), click on check box, and then click on "Show Details" under the "R.L.Polk" column. Use the table below to translate the code for GVWR.


COMPARISON OF PCVINA AND FARS CODES FOR GVWR

PCVINA (trucks only)	FARS CODES
	0 – Not Applicable
1 – 10,000 lbs. or less 2 – 6,991 – 10,000 lbs.	1 – 6,000 lbs. and less
3 – 10,001 – 14,000 lbs. 4 – 14,001 – 16,000 lbs. 5 – 16,001 – 19,500 lbs. 6 – 19,501 – 26,000 lbs.	2 – 10,001 – 26,000 lbs.
7 – 26,001 – 33,000 lbs. 8 – 33,001 lbs. or more	3 – 26,001 lbs. or more
9 - Unknown	9 - Unknown

Consistency Checks:



	IF	THEN
(V502) 1.	GROSS VEHICLE WEIGHT RATING equals 0,	VEHICLE CONFIGURATION must equal 00 and NUMBER OF AXLES and CARGO BODY TYPE must equal 00.
(V503) 2.	GROSS VEHICLE WEIGHT RATING equals 1,	HAZARDOUS CARGO should equal 1, or VEHICLE CONFIGURATION should equal 20-21 .
(V504) 3.	GROSS VEHICLE WEIGHT RATING equals 1,	BODY TYPE should <i>equal 01-39, 41-49</i> .
(V505) 4.	GROSS VEHICLE WEIGHT RATING equals 9,	BODY TYPE should not equal 61-63, 66-67.
(V506) 5.	BODY TYPE equals 40, 60,	GROSS VEHICLE WEIGHT RATING should equal 2.
(V507) 6.	BODY TYPE equals 01-39, 41-49,	GROSS VEHICLE WEIGHT RATING should equal 0-1.
(V50P) 7.	BODY TYPE equals 61-62, 67, 71,	GROSS VEHICLE WEIGHT RATING must equal 2. (See GVWR Remarks on how to use PCVina to determine GVWR.)




	IF	THEN
(V51P)	8. <i>BODY TYPE equals 63, 66, 72,</i>	<i>GROSS VEHICLE WEIGHT RATING must equal 3. (See GVWR Remarks on how to use PCVina to determine GVWR</i>
(V52P)	9. <i>BODY TYPE equals 64,</i>	<i>GROSS VEHICLE WEIGHT RATING must equal 9. (See GVWR Remarks on how to use PCVina to determine GVWR.)</i>
(V53P)	10. <i>VEHICLE CONFIGURATION equals 01-08, 19,</i>	<i>GROSS VEHICLE WEIGHT RATING must equal 2-3.</i>
(V54P)	11. <i>VEHICLE CONFIGURATION equals 01-08, 19, and VEHICLE IDENTIFICATION NUMBER is not Blank or Unknown,</i>	<i>GROSS VEHICLE WEIGHT RATING must equal 2-3.</i>
(V62P)	12. <i>If CARGO BODY TYPE equals 01-09, 97-98, and VEHICLE IDENTIFICATION NUMBER is not Blank or Unknown,</i>	<i>GROSS VEHICLE WEIGHT RATING must equal 2-3.</i>
(V64P)	13. <i>BODY TYPE equals 60-78,</i>	<i>GROSS VEHICLE WEIGHT RATING must not equal 0-1.</i>
(V65P)	14. <i>GROSS VEHICLE WEIGHT RATING is 2-3,</i>	<i>VEHICLE CONFIGURATION must not equal 00 and NUMBER OF AXLES and CARGO BODY TYPE must not equal 00.</i>

CARGO BODY TYPE

Format: 2 numeric


Element Values:

Blanks


- | | |
|---|---|
|  | <ul style="list-style-type: none"> 00 Not Applicable, Not a Medium/Heavy Truck or Bus 01 Van/Enclosed Box 02 Cargo Tank 03 Flatbed 04 Dump 05 Concrete Mixer 06 Auto Transporter 07 Garbage/Refuse 08 Grain, Chips, Gravel 09 Pole 20 Bus (seats 9-15 people, including driver) 21 Bus (seats for more than 15 people, including driver) 96 No Cargo Body Type 97 Medium/Heavy Truck <i>or Bus</i>, Other Cargo Body Type (<i>not codes 01-09,20-21</i>) 98 Medium/Heavy Truck <i>or Bus</i>, Unknown Cargo Body Type 99 Unknown if Light or Medium/Heavy Truck/Bus |
|---|---|

Remarks:

This element is only applicable for the following vehicles:

- | | |
|---|--|
|  | <ul style="list-style-type: none"> 1. Medium/Heavy Trucks: vehicles with <i>gross weight greater than 10,000 lbs.</i> 2. Buses with 9 or more seats (including the driver) 3. Light Trucks, Vans and Passenger Vehicles displaying a hazardous materials placard. |
|---|--|

If Vehicle Configuration is coded "**01-99**," Cargo Body Type should be coded "01-99."

	<p>Code "00" (Not Applicable) should be used for automobiles, motorcycles, small buses (with less than 9 seats, including driver) and small trucks or vans (10,000 lbs. or less), not carrying hazardous cargo.</p>
---	--

Code "01-Van/Enclosed Box" is used for all enclosed trailers and enclosed cargo vans. This is the most frequently used code for medium/heavy trucks. Code "06 -Auto Transporter" is a unit capable of transporting fully assembled automobiles.



Code “96-No Cargo Body Type” is used for any medium heavy truck with no cargo carrying capability (bobtail); a truck chassis with a cab only (stripped chassis); and light trucks (Vehicle Configuration equals code “70”) and passenger vehicles (Vehicle Configuration equals code “80”) displaying a hazardous materials placard.



Code “09-Pole” a Pole Trailer is used to carry logs or other long objects. The unloaded trailer resembles an extended pole with no flat surface as with a flatbed trailer.



Code “97-Other Cargo Body Type” is used when the cargo body type is other than the body types listed in codes “01-09, 20-21.” A Stake Truck has side rails, but is neither an enclosed box nor a flatbed. Code “97” would apply for this vehicle.

Code “98-Unknown Cargo Body Type” is used when the cargo body type is not known or when there is not enough information to distinguish one cargo body type from another. An example would be contradictory data on whether the truck is a van/enclosed box or a flatbed.

Code “99” (Unknown if Light or Medium/Heavy Truck/Bus) is used when there is not enough information to determine if the vehicle meets the definition of a medium/heavy truck but there is reason to suspect that it may qualify.

Consistency Checks:



	IF	THEN
(AB1P) 1.	VEHICLE CONFIGURATION equals 01,	CARGO BODY TYPE must not equal 20-21.
(AE3P) 2.	VEHICLE CONFIGURATION equals 05,	CARGO BODY TYPE must equal 96.
(AF1P) 3.	VEHICLE CONFIGURATION equals 20,	CARGO BODY TYPE must equal 20.
(AI0P) 4.	NUMBER OF AXLES equals 99,	CARGO BODY TYPE must equal 99.
(AK0P) 5.	CARGO BODY TYPE equals 00, 05, 20, 96,	JACKKNIFE must equal 0.
(AL0P) 6.	CARGO BODY TYPE equals 20-21,	BODY TYPE must equal 24-25, 50-52, 58-59.



	IF	THEN
(AM0P)	7. CARGO BODY TYPE does not equal 00, 99,	BODY TYPE must equal 24-25, 28, 31, 40, 42, 45, 48-52, 58-67, 71-78, 92-93, or HAZARDOUS CARGO must equal 1-3.
(V470)	8. VEHICLE CONFIGURATION equals 01,	CARGO BODY TYPE should be 01-05, 07.
(V47P)	9. <i>VEHICLE CONFIGURATION equals 21,</i>	<i>CARGO BODY TYPE must equal 21.</i>
(V502)	10. GROSS VEHICLE WEIGHT RATING equals 0,	VEHICLE CONFIGURATION must equal 00, and NUMBER OF AXLES and CARGO BODY TYPE must equal 00.
(V531)	11. <i>BUS USE equals 1-7,</i>	<i>VEHICLE CONFIGURATION should equal 20-21, and CARGO BODY TYPE should equal 20-21.</i>
(V57P)	12. <i>VEHICLE CONFIGURATION equals 05,</i>	<i>CARGO BODY TYPE must equal 96, and BODY TYPE must equal 66.</i>
(V62P)	13. <i>CARGO BODY TYPE equals 01-09, 97-98, and VEHICLE IDENTIFICATION NUMBER is not Blank or Unknown,</i>	<i>GROSS VEHICLE WEIGHT RATING must equal 2-3.</i>
(V63P)	14. <i>CARGO BODY TYPE equals 21,</i>	<i>BODY TYPE must equal 50-52, 58-59.</i>
(V65P)	15. GROSS VEHICLE WEIGHT RATING equals 2-3,	VEHICLE CONFIGURATION <i>must</i> not equal 00 and NUMBER OF AXLES and CARGO BODY TYPE <i>must</i> not equal 00.
(V660)	16. CARGO BODY TYPE does not equal 00, 99,	BODY TYPE should not equal 24-25, 28, 31, 40, 42, 45, 48-49.
(V790)	17. BODY TYPE equals 20,	VEHICLE CONFIGURATION should equal 00, and CARGO BODY TYPE should equal 00.



	IF	THEN
(V800)	18. BODY TYPE equals 21-22, 28-29,	VEHICLE CONFIGURATION should equal 00-01, 03-04, 70, 99 , and CARGO BODY TYPE should equal 00-01, 99.
(V810)	19. BODY TYPE equals 23,	VEHICLE CONFIGURATION should equal 00 , and CARGO BODY TYPE should equal 00.
(V820)	20. BODY TYPE equals 24-25,	VEHICLE CONFIGURATION should equal 00, 20-21, 99 , and CARGO BODY TYPE should equal 00, 20-21, 99 .
(V830)	21. BODY TYPE equals 40,	VEHICLE CONFIGURATION should equal 00-01, 03-04, 70 , and CARGO BODY TYPE should equal 00, 01-04, 06-07, 97-98.
(V840)	22. BODY TYPE equals 50-59,	VEHICLE CONFIGURATION should equal 21 , and CARGO BODY TYPE should equal 21 .
(V850)	23. BODY TYPE equals 60,	VEHICLE CONFIGURATION should equal 01, 03-04 , and CARGO BODY TYPE should equal 01.
(V860)	24. BODY TYPE equals 61-64,	VEHICLE CONFIGURATION should equal 01-04 , and CARGO BODY TYPE should equal 01- 08 , 96-98 .
(V870)	25. BODY TYPE equals 65,	VEHICLE CONFIGURATION should equal 00 and CARGO BODY TYPE should equal 00.
(V880)	26. BODY TYPE equals 66,	VEHICLE CONFIGURATION should equal 05-08, 19 , and CARGO BODY TYPE should equal 01-04, 06- 09, 96-98 .



	IF	THEN
(V890)	27. BODY TYPE equals 71-72,	VEHICLE CONFIGURATION should equal 19 , and CARGO BODY TYPE should equal 01-04, 06- 09 , 96 -98.
(V900)	28. BODY TYPE equals 73,	VEHICLE CONFIGURATION should equal 00 , and CARGO BODY TYPE should equal 00.
(V910)	29. BODY TYPE equals 78,	VEHICLE CONFIGURATION should equal 19 , and CARGO BODY TYPE should equal 98.
(V915)	30. BODY TYPE equals 67,	VEHICLE CONFIGURATON should equal 01, and CARGO BODY TYPE should equal 97.
(V920)	31. BODY TYPE equals 79,	VEHICLE CONFIGURATION should equal 99 , and CARGO BODY TYPE should equal 99.
(V930)	32. VEHICLE CONFIGURATION equals 00 , or CARGO BODY TYPE equals 00,	BODY TYPE should not equal 50-64, 66-72, 78-79.
(V940)	33. HAZARDOUS CARGO equals 1-3,	VEHICLE CONFIGURATION should not equal 00, 99 ; CARGO BODY TYPE should not equal 00, 99; and NUMBER OF AXLES should not equal 00, 99.

HAZARDOUS CARGO

Format: 1 numeric

Element Values:

Blank	
0	No
1	Yes, Placarded
2	Yes, Not Placarded
3	Yes, Unknown if Placarded
9	Unknown

Remarks:

HAZARDOUS CARGO refers to any substance or material which has been determined to be capable of posing an unreasonable risk to health, safety, and property.

Code this element “0” if the vehicle was not carrying hazardous material.

Vehicle transporting hazardous materials should have a diamond-shaped placard affixed indicating the material carried. (See list of examples on next page.)

Code the element “1” if the vehicle was carrying any hazardous substance or material at the time of the accident, and it is known that the placard was present.

Code the element “2” if the vehicle was carrying any hazardous substance or material at the time of the accident, and it is known that the vehicle was not placarded.

Code this element “3” if the vehicle was carrying any hazardous substance but it is not known whether the hazardous materials placard was affixed to the vehicle.

Code this element “9” if it is not known whether the vehicle carried hazardous material.

Examples are:




Any transport vehicle containing any quantity of the following classes of material must be placarded:





- | | |
|------------------------------|-------------|
| Explosives (1.1, 1.2, 1.3) | Poison |
| Poison Gas | Radioactive |
| Materials Dangerous When Wet | |

Any transport vehicle containing over 1,001 lbs. or more (gross weight) of the following classes of materials must be placarded:




- | | |
|--|---|
| Explosives (1.4, 1.5, 1.6) | Oxidizer/Organic Peroxide |
| Flammable and Non Flammable | Gas Poison |
| Flammable/Combustible (gasoline, fuel oil) | Liquid Radioactive |
| Flammable Solid/Spontaneously Combustible | Corrosive |
| | Other (An material which presents a hazard during transportation which is not included in any other hazard class) |

Consistency Checks:

	IF	THEN
	(4N4P) 1. MOTOR CARRIER IDENTIFICATION NUMBER does not equal 00-000000000,	BODY TYPE must equal 24-25, 28, 31, 40, 42, 45, 48-52, 58-67, 71-78, 92-93, 99, or HAZARDOUS CARGO must equal 1-3.
	(4N5P) 2. BODY TYPE does not equal 24-25, 28, 31, 40, 42, 45, 48-52, 58-67, 71-78, 92-93, or HAZARDOUS CARGO does not equal 1-3,	MOTOR CARRIER IDENTIFICATION NUMBER must equal 00-000000000, 99-999999999.
	(9K0P) 3. HAZARDOUS CARGO equals 1-3,	REGISTRATION STATE must not equal 00.
	(AH0P) 4. VEHICLE CONFIGURATION does not equal 00 , 99 ,	BODY TYPE must equal 24-25, 28, 31, 40, 42, 45, 48-52, 58-67, 71-78, 92-93, or HAZARDOUS CARGO must equal 1-3.

	IF	THEN
	(AJ0P) 5. NUMBER OF AXLES does not equal 00, 99,	BODY TYPE must equal 24-25, 28, 31, 40, 42, 45, 48-52, 58-67, 71-78, 92-93, or HAZARDOUS CARGO must equal 1-3.
	(AM0P) 6. CARGO BODY TYPE does not equal 00, 99,	BODY TYPE must equal 24-25, 28, 31, 40, 42, 45, 48-52, 58-67, 71-78, 92-93, or HAZARDOUS CARGO must equal 1-3.
	(D270) 7. BODY TYPE should equal 50-52, 63, 66, 72, or HAZARDOUS CARGO equals 1,	COMMERCIAL MOTOR VEHICLE LICENSE STATUS should not equal 0.
	(D280) 8. VEHICLE CONFIGURATION equals 05-08, 21, or HAZARDOUS CARGO equals 1,	COMMERCIAL MOTOR VEHICLE LICENSE STATUS should not equal 0.
	(D300) 9. HAZARDOUS CARGO equals 1,	COMMERCIAL MOTOR VEHICLE LICENSE STATUS should not equal 0, 9.
	(D310) 10. HAZARDOUS CARGO equals 1,	COMPLIANCE WITH LICENSE ENDORSEMENTS should equal 1-3.
	(D440) 11. COMMERCIAL MOTOR VEHICLE LICENSE STATUS equals 0,	BODY TYPE should not equal 50-52, 63, 66, 72, and HAZARDOUS CARGO should not equal 1.
	(D450) 12. COMMERCIAL MOTOR VEHICLE LICENSE STATUS equals 0,	VEHICLE CONFIGURATION should not equal 05-08, 21, and HAZARDOUS CARGO should not equal 1.
	(D580) 13. VIOLATIONS CHARGED equals 85,	HAZARDOUS CARGO should equal 1-3.
	(V070) 14. HAZARDOUS CARGO equals 1-3,	REGISTRATION STATE should not equal 92.

IF**THEN**

- | | IF | THEN |
|--|--|--|
| (V090) | 15. HAZARDOUS CARGO equals 1-3, | COMMERCIAL MOTOR VEHICLE LICENSE STATUS should equal 6, 9. |
| (V100) | 16. HAZARDOUS CARGO equals 1-3, and RELATED FACTORS-DRIVER LEVEL does not equal 19, | COMMERCIAL MOTOR VEHICLE LICENSE STATUS should not equal 1-2, 5. |
|  | (V503) 17. GROSS VEHICLE WEIGHT RATING equals 1, | HAZARDOUS CARGO should equal 1, or VEHICLE CONFIGURATION should equal 20-21 . |
| | (V570) 18. HAZARDOUS CARGO equals 1-3, | REGISTERED VEHICLE OWNER should not equal 0, 1-2, 4. |
| | (V580) 19. HAZARDOUS CARGO equals 1-3, | REGISTERED VEHICLE OWNER should not equal 3. |
|  | (V940) 20. HAZARDOUS CARGO equals 1-3, | VEHICLE CONFIGURATION should not equal 00, 99 ; CARGO BODY TYPE should not equal 00, 99; and NUMBER OF AXLES should not equal 00, 99. |
|  | (V980) 21. BODY TYPE equals 24-25, 28, 40, 45, 48-52, 58-64, 66- 67 , 71-72, 78, 93 , or HAZARDOUS CARGO equals 1-3, | MOTOR CARRIER IDENTIFICATION NUMBER should not equal 00-000000000. |

JACKKNIFE

Format: 1 numeric

Element Values:

Blank	
0	Not an Articulated Vehicle
1	No
2	First Event
3	Subsequent Event

Remarks:



Jackknife applies to a condition that occurs to *an articulated vehicle, (e.g., truck tractor and one or more trailers, articulated bus)* while in motion. The condition reflects a loss of control of the *vehicle* by the driver in which the trailer yaws more than 15 degrees (as best as can be determined by the analyst) from its normal straight line path behind the *power unit*. If the final resting configuration of the vehicle is in the jackknife position, it does not necessarily mean that the vehicle has jackknifed (such as, an accident occurring while the vehicle is backing up or parking).

Subsequent Event refers to a jackknife which occurs after the first harmful event

Jackknife is not likely to be a 'harmful' event but may be part of an unstabilized condition just before the first harmful event.

Consistency Checks:

	IF	THEN
(2B0P) 1.	JACKKNIFE equals 1-3,	VEHICLE TRAILING must not equal 0, 9.
(3B0P) 2.	JACKKNIFE equals 2-3,	TRAVEL SPEED must not equal 00.
(5B0P) 3.	JACKKNIFE equals 0, and BODY TYPE equals 66,	VEHICLE TRAILING must not equal 1-4.
(6B0P) 4.	JACKKNIFE equals 1-3,	BODY TYPE must equal 52, 58, 66.
(7B0F) 5.	JACKKNIFE equals 2-3,	DRIVER PRESENCE must equal 1.



IF**THEN**

- | | | |
|--------|--|---|
| (8B0P) | 6. JACKKNIFE equals 2-3, | VEHICLE MANEUVER must not equal 03-04, 06-08, 15. |
| (AB2P) | 7. VEHICLE CONFIGURATION equals <i>01-03, 05, 20-21, 70, 80,</i> | JACKKNIFE must equal 0. |
| (AK0P) | 8. CARGO BODY TYPE equals 00, 05, <i>20, 96,</i> | JACKKNIFE must equal 0. |
| (CI0P) | 9. VEHICLE TRAILING equals 1-4, and BODY TYPE equals 66, | JACKKNIFE must not equal 0. |
| (V530) | 10. JACKKNIFE equals 2-3, | CRASH AVOIDANCE MANEUVER should not equal 0, 8. |



MOST HARMFUL EVENT

Format: 2 numeric

Element Values:

Non-Collision

- 01 Overturn
- 02 Fire/Explosion
- 03 Immersion
- 04 Gas Inhalation*
- 05 Fell/Jumped from Vehicle
- 06 Injured in Vehicle
- 07 Other Non-Collision
- 16 Thrown or Falling Object
- 44 Pavement Surface Irregularity (Potholes, Grooved, Grates)
- 47 Vehicle Occupant Struck or Run Over by Own Vehicle

Collision with Object Not Fixed

- 08 Pedestrian
- 09 Pedal Cycle
- 10 Railway Train
- 11 Animal
- 12 Motor Vehicle in Transport
- 13 Motor Vehicle in Transport in Other Roadway
- 14 Parked Motor Vehicle
- 15 Other Type Non-Motorist

- 45 Transport Device Used as Equipment
- 49 Ridden Animal or Animal Drawn Conveyance
- 18 Other Object (not fixed)

Collision with Fixed Object

- 17 Boulder
- 19 Building
- 20 Impact Attenuator/Crash Cushion*
- 21 Bridge Pier or Abutment

***These values are unlikely occurrences and will raise an error flag.**

- 22 Bridge Parapet End
- 23 Bridge Rail
- 24 Guardrail
- 25 Concrete Traffic Barrier
- 26 Other Longitudinal Barrier Type
- 27 Highway/Traffic Sign Post/Sign
- 28 Overhead Sign Support/Sign
- 29 Luminaire/Light Support
- 30 Utility Pole
- 31 Other Post, Other Pole, or Other Supports
- 32 Culvert
- 33 Curb
- 34 Ditch
- 35 Embankment – Earth
- 36 Embankment – Rock, Stone or Concrete
- 37 Embankment – Material Type Unknown
- 38 Fence
- 39 Wall
- 40 Fire Hydrant
- 41 Shrubbery
- 42 Tree
- 43 Other Fixed Object
- 46 Traffic Signal Support/Signal
- 48 Snow Bank

- 99 Unknown

Remarks:

Must be the major event **FOR THIS VEHICLE**, even if different from the FIRST HARMFUL EVENT.

This element used for instances when the FIRST HARMFUL EVENT is minor, for a particular vehicle, compared to some subsequent event. Otherwise, MOST HARMFUL EVENT and FIRST HARMFUL EVENT are coded the same for a given vehicle.

Code for each vehicle. May be different for each vehicle.

Code as follows:**(A) FATALITIES take precedence over INJURIES.**

1. If this vehicle is involved in more than one event which causes fatality to its own occupants or to non-motorists, choose the event which causes the greatest number of fatalities to occupants of this vehicle or to non-motorists (not occupants of other vehicles).
2. If this vehicle is involved in more than one event that causes fatality to its own occupants or to non-motorists; and if there are an equal number of fatalities in each such event, choose the fatal event that is worst with respect to other injuries and property damage.
3. At last resort, choose the fatal event that occurred first, time-wise.

(B) INJURIES take precedence over PROPERTY DAMAGE.

1. If the vehicle is not involved in events that cause fatality to its occupants or to non-motorist, choose the event that produces the worst injury.
2. If in doubt, choose the event with the greatest number of injuries.
3. If in doubt, choose the event that occurred first, time-wise.

(C) If only PROPERTY DAMAGE results for this vehicle:

1. Choose the event causing the most damage.
2. If in doubt, choose the event that happened first, time-wise.

Code 01 (Overturn) is used when a vehicle rotates 90° or more, side-to-side or end-to-end, producing the most damage or the most serious injury(ies). For motorcycles, laying the motorcycle down on its side is sufficient to code Overturn if the most damage or the most serious injury(ies) is produced.

Code 05 (Fell from Vehicle) is used when falling or jumping (not suicide) from the vehicle is the major event causing damage or injury. For example, a passenger of a motor vehicle in transport leans against the car door, it opens and the passenger falls out and is injured by the fall.



Code 06 (Injured in Vehicle). *Use where an occupant is injured during an unstabilized situation without a collision. Examples: a pick-up truck stops short and its load crashes through passenger compartment injuring or killing driver; or a part of the engine comes loose and bounces back into its own vehicle.*

Code 07 (Other Non-Collision). *As an example, driving off a cliff where damage is not the result of an overturn or collision with an object (see Related Factor-Vehicle Level code “38 – Airborne”).*

Code 11 (Animal) is used for collisions with animals (domesticated or wild) that are not themselves being used as transportation or to draw a wagon, cart or other transport device (see ANSI D16.1). See code “49” for ridden animals and animals drawing transport devices.

Code 12 (Motor Vehicle in Transport). Also use this code for cases in which a vehicle strikes a vehicle working as equipment (not a motor vehicle in transport) and sets a portion or former occupants of the working vehicle into another motor vehicle in transport.

Code 13 (Motor Vehicle in Transport in Other Roadway) differs from Code “12-Motor Vehicle in Transport” in that it applies to events in which this vehicle leaves one roadway and enters a different roadway, having a collision with a motor vehicle in transport in a different roadway. For example, one vehicle travels across the median of a divided highway, enters oncoming traffic and is struck. Another example: when a vehicle traveling on an overpass leaves that trafficway and strikes or is struck by a vehicle traveling on a trafficway below.

Code “13” should not be used in an at intersection accident (where the First Harmful Event occurs in the intersection).

Code 14 (Parked Motor Vehicle) refers to the collision of a motor vehicle in transport with a motor vehicle not in transport. Parked motor vehicle includes those vehicles parked outside the roadway and those vehicles parked in the roadway in lanes not designated for travel at the time of accident. (Do not include Vehicle-Driver Level information for the parked car. Do include Person Level information if there were occupants in the car).

Code 15 (Other Non-Motorist) wheelchair occupant, as an example.

Code 16 (Thrown or Falling Object) is a non-collision event and, unless there is another collision during the accident, IMPACT POINTS (V20) for the vehicle involved must be coded “00.” *Examples: Falling tree/rock, dropping/throwing something off bridge, throwing a snowball. However, it does not have to come from above. Excludes Cataclysms.*

Code 17 (Boulder) is a rock of sufficient mass that when struck by a motor vehicle moves very little and remains basically intact. It may be considered as a fixed object.

Code 18 (Other Object, Not Fixed) e.g., fallen tree *already laying in roadway, construction cones or barrels on road (temporary).*

See Code “45” for transport devices used as equipment (i.e., cherry picker at work, paint striper at work, etc.).

Code 20 * (Impact Attenuator) is a device for controlling the absorption of energy released during vehicle collision (“Crash Cushion”). Its most common application involves the protection of fixed roadside objects such as bridge piers, elevated gores at exit ramps, etc. Examples include barrels filled with water or sand, and plastic collapsible structures.



Code 21, (Bridge Pier or Abutment) refer to support structures. They are most likely to be struck by vehicles passing under bridges.

1. **Bridge Pier** - a square or round column of stone, concrete, brick, steel or wood for supporting a bridge between abutments.
2. **Bridge Abutment** - wall supporting the ends of a bridge generally retaining or supporting the embankment under bridge ends and composed of stone, concrete, brick or wood.

Code 22 (Bridge Parapet End) and **Code 23 (Bridge Rail)** are components of the upper portion of bridges.

Code 22 (Bridge Parapet End) the end of a low wall which runs along the outer most edge of the roadway or sidewalk on the bridge and usually composed of brick, stone or concrete. Balustrade is often used synonymously with parapet.

Code 23 (Bridge Rail) a wooden, brick, stone, concrete or metal fence-like wall which runs along the outermost edge of the roadway or sidewalk on the bridge or a rail constructed along the top of a parapet.

- a. Bridges do not need to support another roadway. It may be an overpass for a train or even for a viaduct (water conduit).
- b. See the figure on bridge components in A86-First Harmful Events for a diagram of the three bridge codes “21, 22 and 23.”

Barriers as in codes “24, 25 and 26” refer to a physical structure such as a guardrail, a concrete safety barrier or a rock wall which has the primary function of preventing cross-median travel by deflecting and redirecting vehicles along the roadway on which they were traveling. Therefore; trees, curbing, rumble strips and drain depressions are not barriers.

Code 24 (Guardrail) is a low barrier running along the edge of a road shoulder either on the right or the left and which has the primary longitudinal structure composed of metal (plates, cable, mesh, box beam, etc.).

A guardrail is differentiated from Code “25-Concrete Traffic Barrier” by the material making up the greatest part of the longitudinal portion of the structure. In the case of guardrails, this is metal whereas in concrete barriers this is concrete (including concrete rails).

Code 25 (Concrete Traffic Barrier). Refers to the longitudinal traffic barriers constructed of concrete and located on the outside of the road surface, in a median, or in gore areas. This includes all temporary concrete barriers regardless of location (i.e., temporary Jersey Barrier on a bridge being used to control traffic during bridge repair/construction). Concrete walls (vertical side surfaces) do not apply here; see code “39-Wall.”

Code 26 (Other Longitudinal Barriers) is used for all other barriers such as wood or rock and unknown barrier composition type.

Code 27 (Highway/Traffic Sign Post/Sign) used when the post supporting a traffic sign, or the sign itself, is hit by a motor vehicle in transport. *Includes mile markers.* See Code “46-Traffic Signal Supports/Signal.”



Code 28 (Overhead Sign Support/Sign) is used when the sign supported is above the highway. The difference between codes “27 and 28” is the location of the sign (overhead or the side of the road).



Code 29 (Luminarie/Light Support) refers to supports for highway lighting systems, not including other private lighting systems (e.g., parking lot lights). Support does not include other fixed objects to which lighting is affixed (e.g., telephone poles).

Code 30 (Utility Pole) Electrical, Telephone, Cable, & other utility pole-type supports.



Code 31 (Other Post, Other Pole, or Other Supports) is used for posts other than highway signs. (E.g., reflectors on poles along side of roadway, mailbox posts, parking meters, flag poles, etc.)

Code 32 (Culvert) is any structure entirely under the roadway, driveway or entranceway and less than 20 feet in span measured along the centerline of the roadway.

Code 33 (Curb) a concrete or asphalt structure up to 12 inches in height that borders the roadway. It provides drainage control and pavement edge delineation. The face of the curb may be sloped or vertical. Be careful that the PAR provides some indication that damage has occurred when a vehicle strikes a curb.

Codes 35-37 (Embankments) is a raised structure to hold back water, to carry a roadway or the result of excavation or washout (including erosion) which may be faced with earth (Code “35”) or rock, stone or concrete (Code “36”). An embankment can usually be differentiated from a wall by its incline whereas a wall is usually vertical. However, there are exceptions to this; such as a retaining wall that may be inclined or a vertical embankment that is caused by a natural event such as a washout.

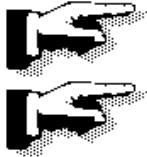
In accidents involving a field approach or crossing, if in doubt about when to use codes “32-34” (Culvert/Ditch) or codes “35-37” (Embankment), use the following criteria:

- a. Use code “32, 34” if the driver would not have been able to recover from the ditch even if there had been no field approach (crossing).
- b. Use code “35, 36, 37” if the driver would have been able to recover from the ditch, but struck the field approach (crossing) prior to doing so.
- c. Use code “35, 36, 37” if it is not known whether or not the driver could have recovered from the ditch and a field approach (crossing) is involved

Code 39 (Wall) is a primarily vertical (+ 15 from vertical) structure composed of concrete, metal, timber, or stone which is not part of a building or a fence but typically is

used for retaining earth, abating noise, and separating areas (but not for containment as in the primary function of a fence). Also included as a wall are headwalls (or endwalls) that are sometimes provided on culvert ends principally to protect the sides of the embankment around the culvert opening against erosion. This does not include wingwalls, which are attached to ends of bridge abutments and extend back at an angle from the roadway. Wingwalls should be coded as code "21."

Code 43 (Other Fixed Object) This is used when the object is fixed (considered a permanent structure) and is not described by any of the other fixed object codes. Includes striking the bottom of a bridge while traveling on a trafficway underneath it. *Includes utility wires and "guy" wires attached to utility poles.*



Code 45 (Transport Device used as Equipment) *includes cherry picker at work, paint stripper stripping road, tractor mowing grass on trafficway, snow plow plowing snow, etc.*

Code 47 (Vehicle Occupant Struck or Run Over by Own Vehicle) Use when occupant falls or comes out of vehicle and is struck or run over by that vehicle. Does not apply to occupants ejected during overturns.

Code 48 (Snow Bank) Use when snow fall and/or road plowing creates essentially fixed barriers of snow/ice which are not snow-covered earth or rock embankments.

Code 49 (Ridden Animal or Animal-Drawn Conveyance) is used for collisions with animals being used as transportation. This includes ridden animals and animals (or teams of animals) drawing a transport device (e.g., a horse drawing a sleigh, a team of horses drawing a stage coach, etc.)

Code 99 (Unknown) This is used when it is not known what the Most Harmful Event is. For example, if a series of harmful events occurred and it is unclear which was first or most severe.

Consistency Checks:

	IF	THEN
(1S0P) 1.	MOST HARMFUL EVENT equals 08-15, 17-43, 45-46, 48-49,	VEHICLE ROLE must not equal 0.
(1Z0P) 2.	MOST HARMFUL EVENT equals 01,	ROLLOVER must not equal 0 for this vehicle, unless BODY TYPE equals 80-83, 88-89, or blank for this vehicle.
(2Z0F) 3.	MOST HARMFUL EVENT equals 12-13,	NUMBER OF VEHICLE FORMS SUBMITTED must be greater than 01.

	IF	THEN
(4Z0P)	4. MOST HARMFUL EVENT equals 02,	FIRE OCCURRENCE for this vehicle must equal 1 or blank.
(A230)	5. MOST HARMFUL EVENT equals 10,	ROADWAY FUNCTION CLASS should not equal 01, 11.
(A450)	6. MOST HARMFUL EVENT equals 10,	RELATION TO JUNCTION should equal 06.
(A460)	7. MOST HARMFUL EVENT equals 13,	RELATION TO JUNCTION should not equal 02-06, 10, 11-13.
(A520)	8. MOST HARMFUL EVENT equals 10,	TRAFFIC CONTROL DEVICE should not equal 01-09, 20-50, 98.
(V750)	9. UNDERRIDE/OVERRIDE equals 1-3,	FIRST HARMFUL EVENT or MOST HARMFUL EVENT (for this vehicle) should equal 12-13.
(V760)	10. UNDERRIDE/OVERRIDE equals 4-6,	FIRST HARMFUL EVENT or MOST HARMFUL EVENT (for this vehicle) should equal 14, 45.
(V770)	11. UNDERRIDE/OVERRIDE equals 7,	FIRST HARMFUL EVENT or MOST HARMFUL EVENT (for this vehicle) should equal 12-13.
(V780)	12. UNDERRIDE/OVERRIDE equals 8,	FIRST HARMFUL EVENT or MOST HARMFUL EVENT (for this vehicle) should equal 14, 45.

Special Processing Rules:

	IF	THEN
(5Z0F)	1. MOST HARMFUL EVENT equals 08,	at least one person must have PERSON TYPE equal to 05.
(6Z0F)	2. MOST HARMFUL EVENT equals 09,	at least one person must have PERSON TYPE equal to 06, 07.
(7Z0F)	3. MOST HARMFUL EVENT equals 05-06, 47,	at least one occupant of this vehicle (PERSON TYPES 01-02, 09) must have INJURY SEVERITY equal to 1-5, or blank.

IF**THEN**

(8Z0F) 4. MOST HARMFUL EVENT
equals 15,

at least one Person Level form must
have a PERSON TYPE code of 03-
04, 08.

RELATED FACTORS-VEHICLE LEVEL

Format: 2 numeric occurring 2 times

Element Values:

Blanks

00 None

Vehicle Condition(s) Noted:

- 01 Tires
- 02 Brake System
- 03 Steering System – tie rod, kingpin, ball joint, etc.
- 04 Suspension – springs, shock absorbers, MacPherson struts, axle bearing, control arms, etc.
- 05 Power Train/*Engine* – universal joint, drive shaft, transmission, etc.
- 06 Exhaust System
- 07 Headlights
- 08 Signal Lights
- 09 Other Lights
- 10 Horn
- 11 Mirrors
- 12 Wipers
- 13 Driver Seating and Control
- 14 Body, Doors, Hood, Other
- 15 Trailer Hitch
- 16 Wheels
- 17 Air Bags
- 18 Other Vehicle Defects

Special Vehicle Flags:

- 31 Hit-and-Run Vehicle
- 32 Vehicle Registrations for Handicapped
- 33 Vehicle Being Pushed by Non-Motorist
- 34 Vehicle Impact Point – the Result of Something Set-in-Motion
- 35 Reconstructed Vehicles
- 36 Electric/Alternative Fuel Vehicle
- 37 Transporting Children to/from Head Start/Day Care
- 38 *Vehicle Went Airborne During Accident*
- 99 Unknown

Remarks:

Factors 01-18 refer to the condition of vehicle components as indicated in the police accident report (PAR). The report may indicate that a component is inadequate, inoperative, faulty, damaged or defective. The condition may be due to owner/user neglect, poor or sub-standard maintenance, tampering or defective manufacturing.

The vehicle condition(s) noted only indicate the existence of the condition(s). They may or may not have played a role in the accident.

Factors 31-38 are flags used to identify this vehicle as one with special circumstances. They do not necessarily imply that this circumstance caused the accident.

Code 99 is used when "unknown" is reported for the vehicle condition in the police accident report itself and none of the special circumstances exist.

Consistency Checks:

	IF	THEN
(1G0P) 1.	one RELATED FACTORS-VEHICLE LEVEL equals 99,	both factors must equal 99.
(2G0P) 2.	either RELATED FACTORS-VEHICLE LEVEL equals blanks,	the other factor must also equal blanks.
(3G0P) 3.	the first RELATED FACTORS-VEHICLE LEVEL equals 00,	the other factor must also equal 00.
(4G0P) 4.	A RELATED FACTORS-VEHICLE LEVEL between 01 and 38 can be used only once per vehicle form.	
(6G0P) 5.	RELATED FACTORS-VEHICLE LEVEL equals 32,	REGISTRATION STATE must not equal 00, 92.
(8G0P) 6.	any RELATED FACTORS-DRIVER LEVEL equals 90,	one RELATED FACTORS-VEHICLE LEVEL must equal 31.
(AS0P) 7.	RELATED FACTORS -VEHICLE LEVEL equals 32,	REGISTERED VEHICLE OWNER must not equal 0.
(D510) 8.	VIOLATIONS CHARGED equals 07-08,	one RELATED FACTORS-VEHICLE LEVEL should equal 31.

	IF	THEN
(V030)	9. either RELATED FACTORS-VEHICLE LEVEL equals 12, 15, 17,	BODY TYPE should not equal 80-83, 88-89.
(V040)	10. either RELATED FACTORS-VEHICLE LEVEL equals 15, 17,	BODY TYPE should not equal 91.
(V110)	11. either RELATED FACTORS-VEHICLE LEVEL equals 15,	VEHICLE TRAILING should not equal 0.
(V590)	12. RELATED FACTORS - VEHICLE LEVEL equals 32,	REGISTERED VEHICLE OWNER should equal 1-3.
(V591)	13. RELATED FACTORS-VEHICLE LEVEL equals 31,	TRAVEL SPEED should not equal 00.
(V592)	14. RELATED FACTOR-VEHICLE LEVEL equals 37,	REGISTRATION STATE should not equal 00, 92.
(V593)	15. RELATED FACTORS-VEHICLE LEVEL equals 37,	REGISTERED VEHICLE OWNER should not equal 0.

Special Processing Rules:

	IF	THEN
(630P)	1. HIT-AND-RUN equals 1-3,	there must be at least one vehicle with one RELATED FACTORS-VEHICLE LEVEL equal to 31.
(7G0P)	2. RELATED FACTORS-VEHICLE LEVEL equals 31,	HIT-AND-RUN must not equal 0.

Related Factors – Vehicle Level Examples Table

NOTE: Care must be used to distinguish vehicle conditions from Driver Level Related Factors: driver irresponsibility will be explicitly stated in police report for coding as a Driver Level Related Factor. Vehicle conditions include manufacturer defects, driver’s changes that are defective, and maintenance conditions. Driver Level Related Factor “24-Operating Without Required Equipment” can be coded in conjunction with vehicle level conditions.

Related Factors	Vehicle Conditions Noted
<u>Vehicle Conditions Noted</u>	
01 Tires	Excludes improper tire pressure, which is due to driver irresponsibility.
02 Brake System	Excludes locked wheels.
03 Steering System	Includes tie rod, kingpin, ball joint, etc.
04 Suspension	Includes springs, shock absorbers, MacPherson struts, axle bearing, control arms, etc.
05 Power Train	Includes universal joint drive shaft transmission, engine clutch, gas pedal, motorcycle chain, gears, etc.
06 Exhaust System	Includes “exhaust system leaking into vehicle.”
07 Headlights	Defective/faulty/under-maintained as opposed to failure to use or misuse. Care must be used to distinguish defective headlight from Driver Level Factor “23-Failure to Dim Lights or Have Lights On When Required.”
08 Signal Lights	Defective as opposed to failure to use or misuse. Care must be used to distinguish defective signal light from Driver Level Factor “ 42-Failure to Signal Intentions.”

Related Factors	Vehicle Conditions Noted
09 Other Lights	Includes tail lights, fog lights, parking lights.
10 Horn	Defective as opposed to failure to use or misuse. Care must be used to distinguish defective horn from Driver Level Related Factor "42-Failure to Signal Intentions" (failure to sound horn at curve on mountain road).
11 Mirrors	Includes missing mirrors.
12 Wipers	Defective/faulty/under-maintained as opposed to failure to use. Can be coded in conjunction with Driver Level Factor "75-Obstruction of View Due to Wiper Defect."
13 Driver Seating and Control	Driver chair not fastened properly, cannot be adjusted properly so as interferes with control of the car. Seating removed, driver sitting on can, crate, etc.
14 Body, Doors, Hood, Other	All exterior not including cited. Includes trunk, hood hatch, bumpers, motorcycle kick stand.
15 Trailer Hitch	Excludes improper towing (Driver Level "22"). Care must be used to distinguish improper towing from defective trailer hitch. Improper towing denotes towing without a hitch, towing by cable, rope, chain, etc. Defective trailer hitch denotes improperly adjusted trailer hitch, lack of safety chain, 5 th wheel hitch, etc.
16 Wheels	Includes hub caps, multiple-piece rings.
17 Air Bag	Air bag, as designed, failed to deploy. Air bag deployed inappropriately.
18 Other Vehicle Defects	Includes faulty dash panel lights/control display (speedometer, etc.) and other electrical/electronic controls. Defective battery. Backup warning devices. Windows/windshield and window tinting.

Related Factors	Vehicle Conditions Noted
31 Hit-and-Run Vehicle	
<u>Special Vehicle Flags:</u>	
32 Vehicle Registration for Handicapped	
33 Vehicle Being Pushed by Non-Motorist	This code supports Accident Level Factor 17 – “Vehicle Set in Motion by Non-Driver.”
34 Vehicle Impact Point – the Result of Something Set-in-Motion by This Vehicle	<p>The Initial or Principal Impact Point(s) for this vehicle indicates the clockpoint where something came off this vehicle or was set-in-motion by this vehicle and struck another motor vehicle, non-motorist or property, causing injury or damage.</p> <p>Cargo falls off back of truck (this vehicle) striking a car without the truck impacting the car directly.</p> <p>A car’s (this vehicle’s) tire sets a rock in motion striking another vehicle.</p>
35 Reconstructed Vehicle	<p>Home-made vehicle from vehicle components</p> <p>A vehicle reconstructed by the owner; example: a two-wheel motorcycle converted to a three-wheel motorcycle.</p> <p>May have standard VIN or the State may issue a number in place of the VIN for their registration.</p>
36 Electric/Alternative Fuel Vehicle	Vehicles fueled by rechargeable batteries, solar fuel or any other fuel source (or combination of fuel sources) other than gasoline or diesel fuel. Includes vehicles fueled by alternative fuels in conjunction with gasoline or diesel fuel.
37 Transporting Children To/From Head Start/Day Care	<p>Not intended for children transported to daycare by family/friends in personal vehicles.</p> <p>Applies to children transported to Day Care/Head Start in vehicles arranged, operated or owned by Head Start or Day Care Program.</p>
38 <i>Vehicle Went Airborne During Accident</i>	<p><i>Officer must indicate by narrative or diagram that vehicle left ground.</i></p> <p><i>Includes vehicle drove off cliff, propelled into air after striking another vehicle or traversing a berm.</i></p> <p><i>Driving off bridge and landing on road or vehicle below.</i></p>
99 Unknown	

VEHICLE NUMBER

DRIVER LEVEL**Format: 2 numeric**

| Must be coded on an original submission

| System-Generated (MDE System Only)

Element Values:

| 00-99

Remarks:

| See Vehicle Number – Vehicle Level for assignment numbers.

Case Structure Integrity Rule:

(CS12) 1. There must be exactly one Driver Level Form corresponding to each Vehicle Level Form.

DRIVER PRESENCE

Format: 1 numeric

| Must be coded on original case submissions

Element Values:

- | | |
|---|-------------------------|
| 1 | Driver-Operated Vehicle |
| 2 | Driverless |
| 3 | Driver Left Scene |
| 9 | Unknown |

Remarks:

Code 1 if a person is physically operating the vehicle. Do not code "1" just because a person (child) was sitting in the driver's seat.

If coded 2 or 9, all other elements in this section must be left blank except RELATED FACTORS-DRIVER LEVEL that can be coded. A Person Level form with PERSON TYPE equal "01" must not be submitted for that vehicle.

Code 3 only if the driver fled leaving the vehicle at the scene of the accident.

Consistency Checks:

	IF	THEN
(1H0F)	1. DRIVER PRESENCE equals 2, 9,	PREVIOUS SPEEDING CONVICTIONS must be blank.
(1H1F)	2. DRIVER PRESENCE equals 2, 9,	LICENSE STATE must be blank.
(1H2F)	3. DRIVER PRESENCE equals 2, 9,	DRIVER LICENSE TYPE COMPLIANCE must be blank.
(1H3F)	4. DRIVER PRESENCE equals 2, 9,	NON-CDL LICENSE STATUS and COMMERCIAL MOTOR VEHICLE LICENSE STATUS must be blank.

	IF	THEN
(1H4F)	5. DRIVER PRESENCE equals 2, 9,	COMPLIANCE WITH LICENSE RESTRICTIONS must be blank.
(1H6F)	6. DRIVER PRESENCE equals 2, 9,	VIOLATIONS CHARGED must be blank.
(1H7F)	7. DRIVER PRESENCE equals 2, 9,	PREVIOUS RECORDED ACCIDENTS must be blank.
(1H8F)	8. DRIVER PRESENCE equals 2, 9,	PREVIOUS RECORDED SUSPENSIONS must be blank.
(1H9F)	9. DRIVER PRESENCE equals 2, 9,	PREVIOUS DWI CONVICTIONS must be blank.
(1HAF)	10. DRIVER PRESENCE equals 2, 9,	PREVIOUS OTHER HARMFUL MV CONVICTIONS must be blank.
(1HBF)	11. DRIVER PRESENCE equals 2, 9,	DATE OF LAST ACCIDENT, SUSPENSION, CONVICTION must be blank.
(1HCF)	12. DRIVER PRESENCE equals 2, 9,	DATE OF FIRST ACCIDENT, SUSPENSION, CONVICTION must be blank.
(1HDF)	13. DRIVER PRESENCE equals 2, 9,	DRIVER WEIGHT must equal blank.
(1HEF)	14. DRIVER PRESENCE equals 2, 9,	DRIVER HEIGHT must equal blank.
(2F0F)	15. NUMBER OF OCCUPANTS equals 00,	DRIVER PRESENCE must equal 2.
(2H0F)	16. DRIVER PRESENCE equals 2, 9,	RELATED FACTORS-DRIVER LEVEL must not equal 01-04, 06-07, 09, 11-14, 19, 46, 49, 52-53, 58-88, 90, 93-98.
(5L0P)	17. any RELATED FACTORS-DRIVER LEVEL equals 20,	DRIVER PRESENCE must not equal 1, 3, 9.



	IF	THEN
(6H0P)	18. DRIVER PRESENCE equals 2, 9,	DRIVER ZIP CODE must be blank.
(7B0F)	19. JACKKNIFE equals 2-3,	DRIVER PRESENCE must equal 1.
(BJ0P)	20. DRIVER PRESENCE equals 2, 9,	COMPLIANCE WITH LICENSE ENDORSEMENTS must be blank.
(BN0P)	21. DRIVER PRESENCE equals 2, 9,	COMMERCIAL MOTOR VEHICLE LICENSE STATUS must be blank.
(BZ0P)	22. RELATED FACTORS- DRIVER LEVEL equals 93-98,	DRIVER PRESENCE must equal 1, 3.
(D330)	23. DRIVER PRESENCE equals 2, and REGISTRATION STATE is NOT equal to 00, 92, 99,	REGISTERED VEHICLE OWNER should equal 3-6.
(V120)	24. DRIVER PRESENCE equals 2,	VEHICLE ROLE should not equal 0, 9.

Special Processing Rules:

	IF	THEN
(3H0F)	1. DRIVER PRESENCE equals 1,	there must be one and only one Person Level form for that vehicle with PERSON TYPE equal to 01, or there must be no Person Level form for that vehicle with PERSON TYPE equal to 01 and at least two Person Level forms for that vehicle with PERSON TYPE equal to 09.
(4H0F)	2. DRIVER PRESENCE equals 2, 9,	there must not be a Person Level form for that vehicle with PERSON TYPE equal to 01.
(FD0F)	3. DRIVER PRESENCE is blank, case status if flawed.	

	IF	THEN
(A080)	4. DRIVER PRESENCE equals 2, and FIRST HARMFUL EVENT equals 12, and NUMBER OF VEHICLE FORMS SUBMITTED equals 02,	one RELATED FACTORS- DRIVER LEVEL should equal 20.
(CB0P)	5. REGISTERED VEHICLE OWNER equals 6,	DRIVER PRESENCE must equal 2.

LICENSE STATE

Format: 2 numeric

Element Values:

Blanks

01 Alabama	33 New Hampshire
02 Alaska	34 New Jersey
03 American Samoa	35 New Mexico
04 Arizona	36 New York
05 Arkansas	37 North Carolina
06 California	38 North Dakota
08 Colorado	39 Ohio
09 Connecticut	40 Oklahoma
10 Delaware	41 Oregon
11 District of Columbia	42 Pennsylvania
12 Florida	43 Puerto Rico
13 Georgia	44 Rhode Island
14 Guam	45 South Carolina
15 Hawaii	46 South Dakota
16 Idaho	47 Tennessee
17 Illinois	48 Texas
18 Indiana	49 Utah
19 Iowa	50 Vermont
20 Kansas	51 Virginia
21 Kentucky	52 Virgin Islands
22 Louisiana	53 Washington
23 Maine	54 West Virginia
24 Maryland	55 Wisconsin
25 Massachusetts	56 Wyoming
26 Michigan	
27 Minnesota	
28 Mississippi	94 Military
29 Missouri	95 Canada
30 Montana	96 Mexico
31 Nebraska	97 Other Foreign Country
32 Nevada	99 Unknown

Remarks:

If no license is required or driver is not licensed, code the residence State of the driver.

Consistency Checks:

	IF	THEN
(1H1F)	1. DRIVER PRESENCE equals 2, 9,	LICENSE STATE must be blank.
(1I0P)	2. LICENSE STATE equals 99,	NON-CDL LICENSE STATUS must not equal 0-8, and COMMERCIAL MOTOR VEHICLE LICENSE STATUS must not equal 0-8.
(1K0P)	3. LICENSE STATE equals 99,	DRIVER LICENSE TYPE COMPLIANCE must not equal 0-3.
(210P)	4. LICENSE STATE equals 99,	COMPLIANCE WITH LICENSE RESTRICTIONS must not equal 0-3.
(3I1P-3I5P)	5. LICENSE STATE equals 99,	all driver history counters (PREVIOUS RECORDED ACCIDENTS through PREVIOUS OTHER HARMFUL MV CONVICTIONS) must equal 99.
(BI0P)	6. LICENSE STATE equals 99,	COMPLIANCE WITH LICENSE ENDORSEMENTS must not equal 1- 2.
(CJ0P)	7. PREVIOUS RECORDED ACCIDENTS equals 98,	LICENSE STATE must equal 09, 13, 35.
(D170)	8. LICENSE STATE does not equal 99,	DRIVER ZIP CODE should not equal 99999.
(D480)	9. LICENSE STATE equals 09, 13, 35,	PREVIOUS RECORDED ACCIDENTS should equal 98.
(D010-D050)	10. LICENSE STATE equals 95-97,	all driver history counters (PREVIOUS RECORDED ACCIDENTS through PREVIOUS OTHER HARMFUL MV CONVICTIONS) should equal 99.

DRIVER ZIP CODE

Format: 5 numeric

Element Values:

Blanks	
00000	Not resident of U.S. or Territories
nnnnn	Five Numeric
	Actual Values
99999	Unknown

Remarks:

Code only the first five digits of nine-digit zip codes.

Use the following guidelines to resolve discrepancies between the PAR and Driver License File:

If the street address is the same on both sources but the zip codes differ, use the zip code from the License File. If you have access to a Zip Code Directory, confirm the address with that.

If the street addresses on the two sources differ, then use the zip code for the address reported on the PAR.

If you have both a residence address and a different mailing address (i.e., a P.O. Box) use the zip code for the residence address.

If the PAR indicates an address in-state and a driver's license from another state is recorded (with a different residence address), attempt to determine the most current address for the driver. If the most current address cannot be determined, use the zip code that corresponds to the address from the driver's license state.

Consistency Checks:

	IF	THEN
(6H0P) 1.	DRIVER PRESENCE equals 2, 9,	DRIVER ZIP CODE must be blank.
(BY0P) 2.	DRIVER ZIP CODE must be a valid code.	

	IF	THEN
(D160)	3. NON-CDL LICENSE STATUS does not equal 9, or COMMERCIAL MOTOR VEHICLE LICENSE STATUS does not equal 9,	DRIVER ZIP CODE should not equal 99999.
(D170)	4. LICENSE STATE does not equal 99,	DRIVER ZIP CODE should not equal 99999.
(D320)	5. DRIVER ZIP CODE should be a valid zip code for the driver's license state.	

NON-CDL LICENSE STATUS

Format: 1 numeric

Element Values:

Blank - Driver not present

No valid license

- 0 Not licensed
- 1 Suspended
- 2 Revoked
- 3 Expired
- 4 Canceled or denied

Valid license

- 6 Valid
 - 7 Learner's permit
 - 8 Temporary
-

- 9 Unknown

Source:

Official driver record and police report. Official driver records take precedence over police-reported information.

Remarks:

Prior to 1993, this element was Driver License Status and included code "5-Valid-Single Class" and "6 Valid-Multiple Class."

This element is used to establish the driver's license status for all license classes except the commercial driver's license (CDL). It also captures the status of the non-CDL driving privilege for drivers with CDLs.

The NON-CDL License Status is coded for all drivers, including drivers with a CDL.

When involved drivers are in the military, the analyst should be cautious because some States automatically (without driver application) renew drivers' licenses or extend the license until the individual is discharged. Each state analyst should be familiar with their state's policy on military personnel and code these license variables accordingly. In addition, when out-of-state driver requests are made the analyst requesting the data should note that the driver is in the military.

Code "0" (Not licensed) should be used only when it has been reasonably established that the driver is not registered (anywhere). Takes precedence over all other NON-CDL License Status Codes. Drivers who have a license but fail to have their license with them at the time of the accident should be coded according to the type (class) of license they possess and the validity of the license. If the police report indicates that the driver has "no license," the analyst should first determine whether this means that the person was not in possession of his/her license at the time of the accident, or that the driver is not a registered motor vehicle operator. A review of the violations cited section of the police report may yield some clues in this matter. If the person is cited for not possessing his/her license or for not having one, then code this information in variables D21 and D22, Violations Charged and Related Factors-Driver Level. If the analyst is uncertain as to whether or not the person possesses a license, then code "9-Unknown" should be used.

Code "1" (Suspended), "2" (Revoked), or "3" (Expired) are used if the driver's license* is suspended, revoked, or expired.

If the license is revoked or suspended but limited driving is permitted (e.g., to and from work), use the following criteria:

- a. If the accident occurs during permitted times of driving, code NON-CDL LICENSE STATUS as "Licensed"(Code "6"), code COMPLIANCE WITH LICENSE RESTRICTIONS as 'Restrictions Complied With' (Code "1"), and code RELATED FACTORS-DRIVER LEVEL as "19."
- b. If the accident occurs during invalid times for driving, code NON-CDL LICENSE STATUS as suspended or revoked (code "1" or "2"), code COMPLIANCE WITH LICENSE RESTRICTIONS as "2-Restriction Not Complied With," and do not use RELATED FACTORS-DRIVER LEVEL code "19."



Code "1" (Suspended) takes precedence over all other License Status codes, except "Not Licensed."

Code "4" (Canceled or denied) is used whenever the driver's official driver record indicates the driver's license* (1) was canceled; or (2) the driver's request for license, or an extension of one, was denied.

Code “6” (Valid) refers to any license held by the driver that is valid for a class of vehicle*. If the driver is in violation of some aspect of his/her license (e.g., one of the restrictions) do not consider the license as being not valid. Record the restriction on element D9 (Compliance with License Restrictions) if applicable. If the police cite the driver for the violation, then the information would be recorded under elements D21 and D22 (Violations Charged and/or Related Factors-Driver Level).

Code “7” (Learner’s Permit) includes any type of preliminary license the driver obtained. It is defined as the state-sanctioned authority to operate a motor vehicle for a specified period with the requirement that a person who holds a valid driver’s license for the vehicle type being operated accompany the operator. There may be additional requirements (e.g., driving limited to certain time periods), which are also considered within the definition of a learner’s permit.

Code “8” (Temporary) includes any type of non-permanent license issued for a period of time less than that for a permanent license (e.g., temporary license to drive within a resort area; temporary license issued to foreign nationals). Short-term permanent licenses are not temporary (e.g., license issued to elderly drivers requiring frequent re-testing). Interim licenses held by new drivers awaiting permanent driver license identification from the state are not temporary.

Code “9” (Unknown) should be used when the status of the license is unknown. Code “9” is also used when it is unknown whether the driver had a license or not (e.g., hit-and-run).

See reference table for coding elements D7 and D10, following the remarks section of element D10 (Driver License Type Compliance).

*** NON-CDL privilege only**

See the following table for additional guidance for coding NON-CDL License Status for CDL Drivers:

<u>CDL STATUS</u>	<u>NON-CDL STATUS</u>	<u>D6</u>	<u>D7</u>	<u>D8</u>	<u>D10</u>	<u>D11</u>
1. CDL w/no endorsement valid, driving a CDL vehicle (no endorsement required)	VALID	00	6	6	3	0
2. CDL w/hazardous material endorsement, valid driving CDL vehicle w/ hazardous cargo	VALID	00	6	6	3	1
3. CDL w/hazardous material endorsement, valid driving non-CDL vehicle	VALID	00	6	6	3	0
4. CDL w/ no endorsements suspended, driving a CDL (double bottom) vehicle	VALID	00	6	1	2	2
5. CDL w/tanker endorsement, disqualified, driving a tanker	SUSPENDED	00	1	5	2	1
6. CDL w/tanker endorsement suspended, driving a non-CDL vehicle	VALID	00	6	1	3	0
7. Non-CDL license driving CDL 24 passenger bus	VALID	00	6	0	2	2
8. Non-CDL license driving 24 passenger bus	SUSPENDED	00	1	0	2	2
9. *CDL w/no endorsements valid, driving CDL vehicle (endorsement requirement unknown)	SUSPENDED	00	1	6	8	9
10. *CDL w/no endorsements *CDL w/tanker endorsements valid, driving non-CDL vehicle	SUSPENDED	00	1	6	2	0
11. *CDL w/tanker endorsements valid, driving non-CDL vehicle	SUSPENDED	00	1	6	2	0

* possible, but unlikely situation

IMPORTANT NOTE:

In distinguishing license requirements from restrictions focus upon whether or not all drivers possessing the type of license are mandated to obey the requirement. If they are, then the requirement is not a restriction, but rather part of the definition of the license. Restrictions, on the other hand, are requirements specific to individual drivers.

Consistency Checks:

	IF	THEN
(1H3F)	1. DRIVER PRESENCE equals 2, 9,	NON-CDL LICENSE STATUS and COMMERCIAL MOTOR VEHICLE LICENSE STATUS must be blank.
(1I0P)	2. LICENSE STATE equals 99,	NON-CDL LICENSE STATUS must not equal 0-8, and COMMERCIAL MOTOR VEHICLE LICENSE STATUS must not equal 0-8.
(5I0P)	3. NON-CDL LICENSE STATUS equals 0,	COMPLIANCE WITH LICENSE RESTRICTIONS must not equal 1-3, 9.
(6I0P)	4. NON-CDL LICENSE STATUS equals 9, and COMMERCIAL MOTOR VEHICLE LICENSE STATUS equals 0,	COMPLIANCE WITH LICENSE RESTRICTIONS must not equal 1-3.
(7I0P)	5. COMPLIANCE WITH LICENSE RESTRICTIONS equals 1, and RELATED FACTORS-DRIVER LEVEL equals 19,	NON-CDL LICENSE STATUS must equal 6.
(7K0P)	6. VIOLATIONS CHARGED equals 71,	NON-CDL LICENSE STATUS must equal 0, 1-2, or COMMERCIAL STATUS must equal 1-2, 5.
(8I0P)	7. NON-CDL LICENSE STATUS equals 0-4, 7-9,	RELATED FACTORS-DRIVER LEVEL must not equal 19.

	IF	THEN
(D060)	8. PERSON TYPE equals 01, and NON-CDL LICENSE STATUS equals 1-8, or COMMERCIAL MOTOR VEHICLE LICENSE STATUS equals 1-8, and PERSON TYPE equals 01,	AGE should not be less than 15.
(D100-D140)	9. NON-CDL LICENSE STATUS equals 9,	all driver history counters (PREVIOUS RECORDED ACCIDENTS through PREVIOUS OTHER HARMFUL MV CONVICTIONS) should equal 99.
(D160)	10. NON-CDL LICENSE STATUS does not equal 9, or COMMERCIAL MOTOR VEHICLE LICENSE STATUS does not equal 9,	DRIVER ZIP CODE should not equal 99999.
(D260)	11. NON-CDL LICENSE STATUS equals 9, or COMMERCIAL MOTOR VEHICLE LICENSE STATUS equals 9,	COMPLIANCE WITH LICENSE RESTRICTIONS should not equal 0.
(D340)	12. NON-CDL LICENSE STATUS equals 1-9, or COMMERCIAL MOTOR VEHICLE LICENSE STATUS equals 1-9,	DRIVER LICENSE TYPE COMPLIANCE should not equal 0.
(D350)	13. VIOLATIONS CHARGED equals 71,	NON-CDL LICENSE STATUS should not equal 0.
(D380)	14. NON-CDL LICENSE STATUS equals 9,	DRIVER LICENSE TYPE COMPLIANCE should equal 1, 9.
(D390)	15. NON-CDL LICENSE STATUS equals 0,	DRIVER LICENSE TYPE COMPLIANCE should not equal 2-3, 8-9.
(D400)	16. NON-CDL LICENSE STATUS equals 0-4,	DRIVER LICENSE TYPE COMPLIANCE should not equal 3, 8-9.

<h2 style="margin: 0;">COMMERCIAL MOTOR VEHICLE LICENCE STATUS</h2>

Format: 1 numeric

Element Values:

Blank
0 No (CDL)
1 Suspended
2 Revoked
3 Expired
4 Canceled or Denied
5 Disqualified
6 Valid
7 Learner's Permit
8 Other – Not Valid
9 Unknown

Remarks:

This element indicates the status for a driver's Commercial Driver's License (CDL).

As of April 1, 1992, all states will require a driver to have a CDL for driving a **commercial motor vehicle in excess of 26,000 pounds**; or for transporting hazardous materials in sufficient amounts to be placarded; or for transporting 16 or more passengers, including the driver.

See the table on next page for guidance on coding this element and related driver status elements.

Code "5" (Disqualified) is used for commercial drivers who have their CDL privilege taken away for violations against the federal regulations. Although similar to suspension, the reasons for "disqualification" of a CDL may differ from state suspension reasons.

Code "8" (Other-Not Valid) should be used when a CDL is surrendered or not valid due to the lack of medical clearance.

<u>CDL STATUS</u>	<u>NON-CDL STATUS</u>	<u>D6</u>	<u>D7</u>	<u>D8</u>	<u>D10</u>	<u>D11</u>
1. CDL w/no endorsement valid, driving a CDL vehicle (no endorsement required)	VALID	00	6	6	3	0
2. CDL w/hazardous material endorsement, valid driving CDL vehicle w/ hazardous cargo	VALID	00	6	6	3	1
3. CDL w/hazardous material endorsement, valid driving non-CDL vehicle	VALID	00	6	6	3	0
4. CDL w/ no endorsements suspended, driving a CDL (double bottom) vehicle	VALID	00	6	1	2	2
5. CDL w/tanker endorsement, disqualified, driving a tanker	SUSPENDED	00	1	5	2	1
6. CDL w/tanker endorsement suspended, driving a non-CDL vehicle	VALID	00	6	1	3	0
7. Non- CDL license driving CDL 24 passenger bus	VALID	00	6	0	2	2
8. Non- CDL license driving 24 passenger bus	SUSPENDED	00	1	0	2	2
9. *CDL w/no endorsements valid, driving CDL vehicle (endorsement requirement unknown)	SUSPENDED	00	1	6	8	9
10. *CDL w/no endorsements *CDL w/tanker endorsements valid, driving non-CDL vehicle	SUSPENDED	00	1	6	2	0
11. *CDL w/tanker endorsements valid, driving non-CDL vehicle	SUSPENDED	00	1	6	2	0
* possible, but unlikely situation						

Consistency Checks:

	IF	THEN
(1H3F)	1. DRIVER PRESENCE equals 2, 9,	NON-CDL LICENSE STATUS and COMMERCIAL MOTOR VEHICLE LICENSE STATUS must be blank.
(1I0P)	2. LICENSE STATE equals 99,	NON-CDL LICENSE STATUS must not equal 0-8, and COMMERCIAL MOTOR VEHICLE LICENSE STATUS must not equal 0-8.
(6I0P)	3. NON-CDL LICENSE STATUS equals 9, and COMMERCIAL MOTOR VEHICLE LICENSE STATUS equals 0,	COMPLIANCE WITH LICENSE RESTRICTIONS must not equal 1-3.
(7K0P)	4. VIOLATIONS CHARGED equals 71,	NON-CDL LICENSE STATUS must equal 0, 1-2, or COMMERCIAL MOTOR VEHICLE LICENSE STATUS must equal 1-2, 5.
(BN0P)	5. DRIVER PRESENCE equals 2, 9,	COMMERCIAL MOTOR VEHICLE LICENSE STATUS must be blank.
(CC0P)	6. COMMERCIAL MOTOR VEHICLE LICENSE STATUS equals 0, 9,	COMPLIANCE WITH LICENSE ENDORSEMENTS must not equal 1.
(D060)	7. PERSON TYPE equals 01, and NON-CDL LICENSE STATUS equals 1-8, or COMMERCIAL MOTOR VEHICLE LICENSE STATUS equals 1-8, and PERSON TYPE equals 01,	AGE should not be less than 15.
(D160)	8. NON-CDL LICENSE STATUS does not equal 9, or COMMERCIAL MOTOR VEHICLE LICENSE STATUS does not equal 9,	DRIVER ZIP CODE should not equal 99999.

IF

THEN

(D260)	9.	NON-CDL LICENSE STATUS equals 9, or COMMERCIAL MOTOR VEHICLE LICENSE STATUS equals 9,	COMPLIANCE WITH LICENSE RESTRICTIONS should not equal 0.
(D270)	10.	BODY TYPE equals 50-52, 63, 66, 72, or HAZARDOUS CARGO equals 1,	COMMERCIAL MOTOR VEHICLE LICENSE STATUS should not equal 0.
(D280)	11.	VEHICLE CONFIGURATION equals <i>05-08, 21</i> , or HAZARDOUS CARGO equals 1,	COMMERCIAL MOTOR VEHICLE LICENSE STATUS should not equal 0.
(D300)	12.	HAZARDOUS CARGO equals 1,	COMMERCIAL MOTOR VEHICLE LICENSE STATUS should not equal 0, 9.
(D340)	13.	NON-CDL LICENSE STATUS equals 1-9, or COMMERCIAL MOTOR VEHICLE LICENSE STATUS equals 1-9,	DRIVER LICENSE TYPE COMPLIANCE should not equal 0.
(D420)	14.	COMMERCIAL MOTOR VEHICLE LICENSE STATUS equals 0,	COMPLIANCE WITH LICENSE ENDORSEMENTS should not equal 1-3.
(D430)	15.	COMPLIANCE WITH LICENSE ENDORSEMENTS equals 1-3,	COMMERCIAL MOTOR VEHICLE LICENSE STATUS should not equal 0.
(D440)	16.	COMMERCIAL MOTOR VEHICLE LICENSE STATUS equals 0,	BODY TYPE should not equal 50-52, 63, 66, 72, and HAZARDOUS CARGO should not equal 1.
(D450)	17.	COMMERCIAL MOTOR VEHICLE LICENSE STATUS equals 0,	VEHICLE CONFIGURATION should not equal <i>05-08, 21</i> , and HAZARDOUS CARGO should not equal 1.
(D460)	18.	COMMERCIAL MOTOR VEHICLE LICENSE STATUS, equals 9,	COMPLIANCE WITH LICENSE ENDORSEMENTS should equal 0, 3, 9.

	IF	THEN
(V090)	19. HAZARDOUS CARGO equals 1-3,	COMMERCIAL MOTOR VEHICLE LICENSE STATUS should equal 6, 9.
(V100)	20. HAZARDOUS CARGO equals 1-3, and RELATED FACTORS-DRIVER LEVEL does not equal 19,	COMMERCIAL MOTOR VEHICLE LICENSE STATUS should not equal 1-2, 5.

COMPLIANCE WITH LICENSE ENDORSEMENTS

Format: 1 numeric

Element Values:

Blank

- 0 No Endorsements required for this vehicle
- 1 Endorsement(s) Required, complied with
- 2 Endorsement(s) Required, not complied with
- 3 Endorsement(s) Required, compliance unknown
- 9 Unknown, if required

Remarks:

This element indicates whether the vehicle driven at the time of the accident requires endorsement(s) on a Commercial Driver's License (CDL) and whether this driver is complying with the CDL endorsements. These endorsements include: double/triple bottoms, passenger vehicles with 16 passengers, tank, hazardous materials, combined tank/hazardous materials, and others. This element is to be coded independently from CDL Status. The driver is not automatically failing to comply with a CDL endorsement by not having a valid CDL.

Code "0" - No Endorsements Required. This vehicle requires no special endorsement on a CDL or requires no CDL to operate.

Code "1" - The Vehicle Requires a CDL and requires a particular endorsement or set of endorsements, and the driver has a CDL and is in compliance with the specific endorsements. (Note: The status of the CDL is not used in determining if the driver has complied with the endorsement.)

Code "2" - The Vehicle Requires a CDL and particular endorsement(s) on the CDL, but the driver does not have a CDL or does not have the particular endorsement(s) required for the vehicle driven. The driver may have some other endorsement(s). (Note: The status of the CDL is not used in determining if the driver has complied with the endorsement.)

Code "3" - Endorsement(s) Compliance Unknown. The vehicle requires a CDL and particular endorsement(s) on the CDL, but it is not known whether the driver was in compliance with the particular endorsement(s) or it is not known whether the driver had a CDL.

Code "9" - Unknown, If Required It is unknown whether a driver is required to have an endorsement on a CDL to operate the accident vehicle. The driver may or may not have a CDL.

The following table provides guidance for coding this element for the type of license and vehicle driven in the accident:

<u>DRIVER LICENSE</u>	<u>VEHICLE DRIVEN IN ACCIDENT</u>	<u>D9</u>
NON-CDL	AUTOMOBILE	0
	NON-CDL TRUCK/BUS	0
	CDL, NOT REQUIRING ENDORSEMENT	0
	CDL, REQUIRING ENDORSEMENT	2
	CDL, UNKNOWN IF REQUIRED	9
CDL W/NO ENDORSEMENT	AUTOMOBILE	0
	NON-CDL TRUCK/BUS	0
	CDL, NOT REQUIRING ENDORSEMENT	0
	CDL, REQUIRING ENDORSEMENT	2
	CDL, UNKNOWN IF REQUIRED	9
CDL W/ ENDORSEMENT	AUTOMOBILE	0
	NON-CDL TRUCK/BUS	0
	CDL, NOT REQUIRING ENDORSEMENT	0
	CDL, MATCHING ENDORSEMENT	1
	CDL, W/DIFFERENT ENDORSEMENT	2
	CDL, UNKNOWN IF REQUIRED	9
CDL, ENDORSEMENT UNKNOWN	AUTOMOBILE	0
	NON-CDL TRUCK/BUS	0
	CDL, NOT REQUIRING ENDORSEMENT	0
	CDL, REQUIRING ENDORSEMENT	3
	CDL, UNKNOWN IF REQUIRED	9
CDL UNKNOWN	AUTOMOBILE	0
	NON-CDL TRUCK/BUS	0
	CDL, NOT REQUIRING ENDORSEMENT	0
	CDL, REQUIRING ENDORSEMENT	3
	CDL, UNKNOWN IF REQUIRED	9
NOT LICENSED	AUTOMOBILE	0
	NON-CDL TRUCK/BUS	0
	CDL, NOT REQUIRING ENDORSEMENT	0
	CDL, REQUIRING ENDORSEMENT	2
	CDL, UNKNOWN IF REQUIRED	9

Consistency Checks:

	IF	THEN
(BI0P)	1. LICENSE STATE equals 99,	COMPLIANCE WITH LICENSE ENDORSEMENTS must not equal 1-2.
(BJ0P)	2. DRIVER PRESENCE equals 2, 9,	COMPLIANCE WITH LICENSE ENDORSEMENTS must be blank.
(BK0P)	3. DRIVER LICENSE TYPE COMPLIANCE equals 1,	COMPLIANCE WITH LICENSE ENDORSEMENTS must not equal 1-3, 9.
(BL0P)	4. COMPLIANCE WITH LICENSE ENDORSEMENTS equals 1 and any RELATED FACTOR-DRIVER LEVEL equals 19,	DRIVER LICENSE TYPE COMPLIANCE must equal 3.
(CC0P)	5. COMMERCIAL MOTOR VEHICLE LICENSE STATUS equals 0, 9,	COMPLIANCE WITH LICENSE ENDORSEMENTS must not equal 1.
(CG0P)	6. DRIVER LICENSE TYPE COMPLIANCE equals 0,	COMPLIANCE WITH LICENSE ENDORSEMENTS must not equal 1, 3.
(D310)	7. HAZARDOUS CARGO equals 1,	COMPLIANCE WITH LICENSE ENDORSEMENTS should equal 1-3.
(D410)	8. DRIVER LICENSE TYPE COMPLIANCE equals 0,	COMPLIANCE WITH LICENSE ENDORSEMENTS should not equal 1-3, 9.
(D420)	9. COMMERCIAL MOTOR VEHICLE LICENSE STATUS equals 0,	COMPLIANCE WITH LICENSE ENDORSEMENTS should not equal 1-3.
(D430)	10. COMPLIANCE WITH LICENSE ENDORSEMENTS equals 1-3,	COMMERCIAL MOTOR VEHICLE LICENSE STATUS should not equal 0.
(D460)	11. COMMERCIAL MOTOR VEHICLE LICENSE STATUS, equals 9,	COMPLIANCE WITH LICENSE ENDORSEMENTS should equal 0, 3, 9.

DRIVER LICENSE TYPE COMPLIANCE

(For this class vehicle.)

Format: 1 numeric

Element Values:

- | | |
|--|--|
| Blank – Driver not present | Blank – Driver not present |
| 0 Not licensed | 0 Not licensed |
| 1 No license required for this class vehicle | 1 No license required for this class vehicle |
| 2 No valid license for this class vehicle | 2 No valid license for this class vehicle |
| 3 Valid license for this class vehicle | 3 Valid license for this class vehicle |
| 8 Unknown if CDL and/or CDL endorsement required for this vehicle. | 8 Unknown if CDL and/or CDL endorsement required for this vehicle. |
| 9 Unknown | 9 Unknown |

Source:

Official driver record and police report. Official driver records take precedence over police reported information.	Official driver record and police report. Official driver records take precedence over police reported information.
---	---

Remarks:

This element refers to the type of license possessed or not possessed by the driver for the class of vehicle being driven at the time of the accident. This element is coded according to the driver's Non-CDL License Status when driving a vehicle not requiring a CDL and to the driver's Commercial Motor Vehicle License Status when driving a vehicle requiring a CDL.	This element refers to the type of license possessed or not possessed by the driver for the class of vehicle being driven at the time of the accident. This element is coded according to the driver's Non-CDL License Status when driving a vehicle not requiring a CDL and to the driver's Commercial Motor Vehicle License Status when driving a vehicle requiring a CDL.
--	--

Also see Remarks for D7 on military personnel.	Also see Remarks for D7 on military personnel.
--	--

<p>Code "0" (Not licensed) should be used only when it has been reasonably established that the driver is not registered (anywhere) and where D7 equals "0." Drivers who have a license but fail to have their license with them at the time of the accident should be coded according to the type of license they possess and the class of vehicle they were driving. Code "0" should not be used in this instance. If the police report indicates that the driver has "no license," the analyst must first determine whether this means the person was not in possession of his/her license at the time of the accident or that the driver is not a registered motor vehicle operator. A review of the violations cited section of the police report might yield some clues in this matter. If the person is cited for not possessing his/her license or for not having one, then code this information in variables D21 and D22 (Violations Charged and Related Factors-Driver Level). If the analyst is uncertain as to whether or not the person possesses a license, then code "9-Unknown" should be used.</p>	<p>Code "0" (Not licensed) should be used only when it has been reasonably established that the driver is not registered (anywhere) and where D7 equals "0." Drivers who have a license but fail to have their license with them at the time of the accident should be coded according to the type of license they possess and the class of vehicle they were driving. Code "0" should not be used in this instance. If the police report indicates that the driver has "no license," the analyst must first determine whether this means the person was not in possession of his/her license at the time of the accident or that the driver is not a registered motor vehicle operator. A review of the violations cited section of the police report might yield some clues in this matter. If the person is cited for not possessing his/her license or for not having one, then code this information in variables D21 and D22 (Violations Charged and Related Factors-Driver Level). If the analyst is uncertain as to whether or not the person possesses a license, then code "9-Unknown" should be used.</p>
---	---

Code “1” (No license required for this vehicle) means that a license was not required for the vehicle being driven (e.g., mopeds in some states).

Code “2” (No valid license for this class vehicle) may be used for suspended, revoked, canceled or expired driving privileges. It also refers to drivers with a valid license but not for the class of vehicle driven at the time of the accident. As an example, the driver has an “operator’s license” when a “public passenger” type license is required. For this driver, “2” should be coded. Another common situation occurs when a separate license is required for a motorcycle. If the driver possesses a valid license for a passenger car but not for the motorcycle, then code “2” should be used if the driver was involved in this accident while driving a motorcycle.

A license (or a portion of the license applicable to the class vehicle driven) that is not in effect because of some action taken by the State, such as suspended, revoked, etc., is not to be coded as valid. Similarly, learner’s permits that are not used under the proper conditions (for example, a required licensed driver for the class of vehicle driven is not present to accompany the driver involved) are not to be coded as valid either.

Code “2” should be used for suspended, revoked, disqualified, canceled or expired CDL licenses when the vehicle requires a CDL (see table for Commercial Motor Vehicle License Status).

Code “3” (Valid license for this class vehicle) refers to the class of vehicle being driven. As an example, the driver has a “motorcycle” driver’s license only and was driving a motorcycle at the time of the accident; code “3” should be used. On the other hand, a driver might possess a multiple-class license allowing him or her to drive a passenger car as well as a motorcycle. If the vehicle being driven at the time of the accident is a passenger car, also code this element “3.” If the vehicle driver requires a CDL and the CDL status is valid, use code “3.”

Code “8” (Unknown if CDL and/or CDL endorsement required for the vehicle) should be used if it cannot be determined if the vehicle driven requires a CDL or CDL endorsement. There should be sufficient cause to suspect the need for a CDL or CDL endorsement to use this code, such as the vehicle’s size (26,000 lbs.), configuration (tractor/trailer, combinations, tankers, etc.), or possibly hauling hazardous cargo.

Code “9” (Unknown) should be used when the driver has a license but the type or validity are uncertain or if it is unknown whether the driver had a license or not (e.g., hit-and-run).

A cross-reference table for coding variables D7 and D10 follows. Consult this table only when the driver is operating a vehicle that does not require a CDL.

Cross Reference Table for D7 and D10

D7	D10	0	1	2	3	8	9
0		Y	Y	N	N	N	N
1		N	Y	Y	N	N	N
2		N	Y	Y	N	N	N
3		N	Y	Y	N	N	N
4		N	Y	Y	N	N	N
6		N	Y	Y	Y	N	Y
7		N	Y	Y	Y	N	Y
8		N	Y	Y	Y	N	Y
9		N	Y	N	N	N	Y

Y = Valid Combination
 N = Invalid Combination

REMINDER: D7 = Applies to any license entry in the driver's record (except CDL)
 D10 = Applies to this vehicle only

Consistency Checks:

	IF	THEN
(1H2F) 1.	DRIVER PRESENCE equals 2, 9,	DRIVER LICENSE TYPE COMPLIANCE must be blank.
(1K0P) 2.	LICENSE STATE equals 99,	DRIVER LICENSE TYPE COMPLIANCE must not equal 0-3.
(6L0P) 3.	COMPLIANCE WITH LICENSE RESTRICTIONS equals 1, and RELATED FACTORS- DRIVER LEVEL equals 19,	DRIVER LICENSE TYPE COMPLIANCE must equal 3.
(8L0P) 4.	DRIVER LICENSE TYPE COMPLIANCE equals 0-2, 9,	RELATED FACTORS-DRIVER LEVEL must not equal 19.
(9J0P) 5.	DRIVER LICENSE TYPE COMPLIANCE equals 0-1,	COMPLIANCE WITH LICENSE RESTRICTIONS must not equal 1-3, 9.

	IF	THEN
(BK0P)	6. DRIVER LICENSE TYPE COMPLIANCE equals 1,	COMPLIANCE WITH LICENSE ENDORSEMENTS must not equal 1-3, 9.
(BL0P)	7. COMPLIANCE WITH LICENSE ENDORSEMENTS equals 1, and any RELATED FACTOR- DRIVER LEVEL equals 19,	DRIVER LICENSE TYPE COMPLIANCE must equal 3.
(CG0P)	8. DRIVER LICENSE TYPE COMPLIANCE equals 0,	COMPLIANCE WITH LICENSE ENDORSEMENTS must not equal 1, 3.
(D340)	9. NON-CDL LICENSE STATUS equals 1-9, or COMMERCIAL MOTOR VEHICLE LICENSE STATUS equals 1-9,	DRIVER LICENSE TYPE COMPLIANCE should not equal 0.
(D380)	10. NON-CDL LICENSE STATUS equals 9,	DRIVER LICENSE TYPE COMPLIANCE should equal 1, 9.
(D390)	11. NON-CDL LICENSE STATUS equals 0,	DRIVER LICENSE TYPE COMPLIANCE should not equal 2-3, 8-9.
(D400)	12. NON-CDL LICENSE STATUS equals 0-4,	DRIVER LICENSE TYPE COMPLIANCE should not equal 3, 8-9.
(D410)	13. DRIVER LICENSE TYPE COMPLIANCE equals 0,	COMPLIANCE WITH LICENSE ENDORSEMENTS should not equal 1-3, 9.

COMPLIANCE WITH LICENSE RESTRICTIONS

Format: 1 numeric

Element Values:

Blank	
0	No Restrictions or Not Applicable
1	Restrictions Complied With
2	Restrictions Not Complied With
3	Restrictions, Compliance Unknown
9	Unknown

Remarks:

Refers to both physical restrictions (corrective lenses, automatic transmission, etc.) and imposed restrictions (limited driving) but does not include any limitations imposed on learner's permits (e.g., driving without a licensed driver is not a restriction).

Code all applicable restrictions regardless of license status.

If the license is revoked or suspended but limited driving is permitted (e.g., to and from work) use the following criteria:

- a. If the accident occurs during permitted times of driving, code NON-CDL LICENSE STATUS as "Licensed" (codes "6-8"), code COMPLIANCE WITH LICENSE RESTRICTIONS as code "1-Restrictions Complied With," and code RELATED FACTORS-DRIVER LEVEL as "19."
- b. If the accident occurs during invalid times for driving, code NON-CDL LICENSE STATUS as suspended or revoked (code "1" or "2"), code COMPLIANCE WITH LICENSE RESTRICTIONS as "2-Restrictions Not Complied With," and do not use RELATED FACTORS-DRIVER LEVEL code "19."

If due to a CDL, a driver has more than one license restriction, code compliance for the most appropriate restrictions for the vehicle being driven.

Consistency Checks:

	IF	THEN
(1H4F)	1. DRIVER PRESENCE equals 2, 9,	COMPLIANCE WITH LICENSE RESTRICTIONS must be blank.
(2I0P)	2. LICENSE STATE equals 99,	COMPLIANCE WITH LICENSE RESTRICTIONS must not equal 0-3.
(4L0P)	3. any RELATED FACTORS-DRIVER LEVEL equals 49,	COMPLIANCE WITH LICENSE RESTRICTIONS must not equal 0-1, 3, 9.
(5I0P)	4. NON-CDL LICENSE STATUS equals 0,	COMPLIANCE WITH LICENSE RESTRICTIONS must not equal 1-3, 9.
(6I0P)	5. NON-CDL STATUS equals 9, and COMMERCIAL MOTOR VEHICLE LICENSE STATUS equals 0,	COMPLIANCE WITH LICENSE RESTRICTIONS must not equal 1-3.
(6L0P)	6. COMPLIANCE WITH LICENSE RESTRICTIONS equals 1, and RELATED FACTORS-DRIVER LEVEL equals 19,	DRIVER LICENSE TYPE COMPLIANCE must equal 3.
(7I0P)	7. COMPLIANCE WITH LICENSE RESTRICTIONS equals 1, and RELATED FACTORS-DRIVER LEVEL equals 19,	NON-CDL LICENSE STATUS must equal 6.
(9J0P)	8. DRIVER LICENSE TYPE COMPLIANCE equals 0-1,	COMPLIANCE WITH LICENSE RESTRICTIONS must not equal 1-3, 9.
(D260)	9. NON-CDL LICENSE STATUS equals 9, or COMMERCIAL MOTOR VEHICLE LICENSE STATUS equals 9,	COMPLIANCE WITH LICENSE RESTRICTIONS should not equal 0.

DRIVER HEIGHT

Format: 1 set 1 numeric, 1 set 2 numeric

Element Values:

FEET:	
Blank	
0	See Inches
2-8	Actual Feet
9	Unknown
INCHES:	
Blanks	
00-11, 24-96	Actual Inches
98	Other
99	Unknown

Remarks:

Use the driver licensing files to code this element. The Coroner's Report may be used and may contain more current/accurate information.

Code the driver's height in feet and inches, if available. Inches less than 10 must be right-justified with a leading "0" (e.g., nine inches is coded "09"). If Height is only available in total inches, then code INCHES and code FEET as "0."

The tallest Height that can be recorded in total INCHES is 96 inches (8 ft). The tallest Height that can be recorded in FEET and INCHES is 8 ft. - 11 inches. If the driver is taller than 96 inches, then you must code Height as feet and inches. If the driver is taller than 8 ft. - 11 inches, then you must code the DRIVER HEIGHT as "Other" (0 FEET, 98 INCHES).

DRIVER HEIGHT greater than "7 Feet - 0 Inches" or greater than "0 Feet - 84 Inches" will raise an error flag.

Consistency Checks:

	IF	THEN
(1HEF)	1. DRIVER PRESENCE equals 2, 9,	DRIVER HEIGHT must equal blank.
(4H1P)	2. DRIVER HEIGHT/INCHES is less than 12,	DRIVER HEIGHT/FEET must not be blank.
(4H2P)	3. DRIVER HEIGHT/INCHES is greater than 11,	DRIVER HEIGHT/FEET must equal 0.
(4H3P)	4. DRIVER HEIGHT/FEET equals 2-8,	DRIVER HEIGHT/INCHES must equal 00-11.
(4H4P)	5. DRIVER HEIGHT/FEET equals 9,	DRIVER HEIGHT/INCHES must equal 99.
(4H5P)	6. DRIVER HEIGHT/INCHES equals 99,	DRIVER HEIGHT/FEET must equal 9.
(4H6P)	7. DRIVER HEIGHT/INCHES equals 98,	DRIVER HEIGHT/FEET must equal 0.
(4H7P)	8. DRIVER HEIGHT/FEET equals 0,	DRIVER HEIGHT/INCHES must equal 24-96, 98.
(D600)	9. DRIVER HEIGHT/INCHES is greater than 11,	DRIVER HEIGHT/INCHES should not be less than 48.
(D610)	10. DRIVER HEIGHT/FEET is not blank,	DRIVER HEIGHT/FEET should not be less than 3.

Special Processing Rules:

- | | |
|-----------------|--|
| (U260-
U270) | 1. UNLIKELY: Driver Height is greater than 7 feet, verify data. |
| (U280) | 2. UNLIKELY: Driver Height is greater than 84 inches, verify data. |

DRIVER WEIGHT

Format: 3 numeric

Element Values:

Blanks	
040-700	Actual weight in pounds
998	Other
999	Unknown

Remarks:

Use the driver licensing files to code this element. The Coroner's Report may be used and may contain more current/accurate information.

Code the driver's weight in pounds, if available.

Weight should be right-justified.

Weights less than 100 lbs. must be coded with a leading "0" in the left-most position (e.g., 98 lbs. is coded "098").

DRIVER WEIGHT greater than 299 lbs. will raise an error flag.

Consistency Checks:

	IF	THEN
(1HDF) 1.	DRIVER PRESENCE equals 2, 9,	DRIVER WEIGHT must equal blank.

Special Processing Rules:

(U290) 1. UNLIKELY: Driver Weight is greater than 299 lbs., verify data.

DRIVER LEVEL COUNTERS

PREVIOUS RECORDED ACCIDENTS*
PREVIOUS RECORDED SUSPENSIONS AND REVOCATIONS*
PREVIOUS DWI CONVICTIONS*
PREVIOUS SPEEDING CONVICTIONS*
PREVIOUS OTHER HARMFUL MOVING VIOLATIONS*

Format: 2 numeric each

Element Values:

Blanks	
00	None
01-97	Actual Value, but any value greater than 5 will be questioned.
98	Accidents not reported on Driving Record (valid only for Previous Recorded Accidents)
99	Unknown

Remarks:

Count only events occurring within three years from the accident date.

If a driver has been DISQUALIFIED for a CDL, record this event in PREVIOUS RECORDED SUSPENSIONS AND REVOCATIONS.

DO NOT include the current accident in any of the counters.

When you are responding to another state's request for driver data, do the following:

1. In the counters, record both in-state and out-of-state convictions, accidents, suspensions and revocations that appear on your state's record.
2. List the out-of-state activity that is included in the counters in the area provided on the OUT OF STATE DRIVER DATA RESPONSE (see example on following page). The Out-of-State Driver Data Response is provided through the message system.

Remember there is a difference between a violation and a conviction. The violation is not counted in Previous DWI, Previous Speeding and Previous Other Harmful Moving Violation Convictions. These elements refer **ONLY TO CONVICTIONS**. Both convictions and violations appear on driver records in many states. Be careful that you code the conviction dates and NOT the violation dates.

DWI refers to both alcohol and drug convictions.



D14, D15, D16,
D17, D18

OUT-OF-STATE DRIVER DATA RESPONSE

DEST. STATE: VEHICLE NO.:
STATE CASE #: DATE OF ACCIDENT: / /
FARS CODE #:

DRIVER NAME: NON-CDL STATUS: DATE OF BIRTH: / /
LICENSE STATE: CDL STATUS: DRIVER HEIGHT:
LICENSE TYPE COMPLIANCE: DRIVER ZIP CODE: DRIVER WEIGHT:
RACE/HISPANIC ORIGIN:

NON-CDL RESTRICTIONS	NON-CDL ENDORSEMENTS	CDL RESTRICTIONS	CDL ENDORSEMENTS
(1)	(1)	(1)	(1)
(2)	(2)	(2)	(2)
(3)	(3)	(3)	(3)

PREVIOUS RECORD (Number Of)

ACCIDENTS _____ SUSP/REVO _____ DWI _____ SPEED _____ OTHER CONV. _____
LAST ACC.SUSP., DWI, ETC. / / FIRST ACC.SUSP., DWI, ETC. / /

OUT-OF-STATE VIOLATIONS INCLUDED* ABOVE:

*(INCLUDE KNOWN OUT-OF-STATE ACCIDENTS, SUSP/REV., DWI, SPEED, ETC.
IN PREVIOUS RECORD COUNTS ABOVE
AND LIST BELOW)

VIOLATION DATE	CONVICT DATE	VIOLATION (TRANSLATION)	STATE	ACC,SUSP/REV,DWI, SPEED OR OTHER?
-------------------	-----------------	----------------------------	-------	--------------------------------------

COMMENTS:

NOTES TO SENDING ANALYST:

Please be careful not to include PREVIOUS RECORD information for events which occur
after the DATE OF ACCIDENT

Please fill all appropriate fields. Don't leave blanks

PREVIOUS OTHER HARMFUL MOVING VIOLATIONS CONVICTIONS includes all other motor vehicle convictions. Some examples of convictions include:
 running a red light,
 reckless driving,
 improper lane changing,
 failure to yield, etc.

*** For Element _____, Values greater than _____ are unlikely and will raise an error flag:**

<u>Element</u>	<u>Value</u>
PREVIOUS RECORDED ACCIDENTS	5
PREVIOUS RECORDED SUSPENSIONS AND REVOCATIONS	5
PREVIOUS DWI CONVICTIONS	5
PREVIOUS SPEEDING CONVICTIONS	5
PREVIOUS OTHER HARMFUL MOVING VIOLATIONS	5

Make sure you know what constitutes a MOVING VIOLATION in your state. The DMV should be able to help you determine these.

Consistency Checks:

	IF	THEN
(1H7F-1HAF)	1. DRIVER PRESENCE equals 2, 9,	PREVIOUS RECORDED ACCIDENTS, PREVIOUS RECORDED SUSPENSIONS, PREVIOUS DWI CONVICTIONS, PREVIOUS SPEEDING CONVICTIONS, PREVIOUS OTHER HARMFUL MV CONVICTIONS must be blank.
(1J0P)	2. any counter equals 99,	all counters must equal 99.
(1J1P)	3. any counter equals 99,	DATE OF LAST ACCIDENT, SUSPENSION, CONVICTION must equal 999999.
(1J2P)	4. any counter equals 99,	DATE OF FIRST ACCIDENT, SUSPENSION, CONVICTION must equal 999999.

	IF	THEN
(2J0P- 2J1P)	5. all counters are not blanks, and PREVIOUS RECORDED ACCIDENTS is not equal to 98, and any counters are not equal to 00,99,	DATE OF LAST ACCIDENT, SUSPENSION, CONVICTION and DATE OF FIRST ACCIDENT, SUSPENSION, CONVICTION must not equal 000000, 999999.
(3I1P- 3I5P)	6. LICENSE STATE equals 99,	all driver history counters (PREVIOUS RECORDED ACCIDENTS through PREVIOUS OTHER HARMFUL MV CONVICTIONS) must equal 99.
(3J0P- 3J1P)	7. all counters equal 00,	both DATE OF LAST ACCIDENT, SUSPENSION, CONVICTION and DATE OF FIRST ACCIDENT, SUSPENSION, CONVICTION must equal 000000.
(4J0P)	8. all counters are not blanks, and the sum of all counters less than 98 is equal to 1,	DATE OF LAST ACCIDENT, SUSPENSION, CONVICTION must equal DATE OF FIRST ACCIDENT, SUSPENSION, CONVICTION.
(5J0P)	9. the sum of all counters less than 98 is greater than fifteen,	DATE OF LAST ACCIDENT, SUSPENSION, CONVICTION must not equal DATE OF FIRST ACCIDENT, SUSPENSION, CONVICTION.
(990P)	10. any counter equals 99,	all counters and DATE OF LAST ACCIDENT, SUSPENSION, CONVICTION and DATE OF FIRST ACCIDENT, SUSPENSION, CONVICTION must equal 9999.
(CJ0P)	11. PREVIOUS RECORDED - ACCIDENTS equals 98,	LICENSE STATE must equal 09, 13, 35.

	IF	THEN
(D010- D050)	12. LICENSE STATE equals 95-97,	all driver history counters (PREVIOUS RECORDED ACCIDENTS through PREVIOUS OTHER HARMFUL MV CONVICTIONS) should equal 99.
(D100- D140)	13. NON-CDL LICENSE STATUS equals 9,	all driver history counters (PREVIOUS RECORDED ACCIDENTS through PREVIOUS OTHER HARMFUL MV CONVICTIONS) should equal 99.
(D150)	14. the sum of all counters less than 98 is greater than five but less than fifteen,	DATE OF LAST ACCIDENT, SUSPENSION, CONVICTION should not equal DATE OF FIRST ACCIDENT, SUSPENSION, CONVICTION.
(D480)	15. LICENSE STATE equals 09, 13, 35,	PREVIOUS RECORDED ACCIDENTS should equal 98.
(U210- U250)	16. UNLIKELY: One of the counters has a value greater than 5, and less than 98.	

DATE OF FIRST AND LAST ACCIDENT, SUSPENSION, CONVICTION
--

Format: 1 set 2 numeric, 1 set 4 numeric

Element Values:

Month:

Blanks

00 No Record

01-12 Actual Month

99 Unknown

Year:

Blanks

0000 No Record

All 4 Digits of Actual Year

9999 Unknown

Remarks:

Code only dates of events occurring within three years from the accident date.

Code the month and year in that order.

This element, although it contains two pieces of information, should be treated as one element. That is never leave month blank without leaving the year blank, and vice versa.

Consistency Checks:

	IF	THEN
(1HBF-1HCF)	1. DRIVER PRESENCE equals 2, 9,	DATE OF LAST ACCIDENT, SUSPENSION, CONVICTION and DATE OF FIRST ACCIDENT, SUSPENSION, CONVICTION must be blank.
(1J1P)	2. any counter equals 99,	DATE OF LAST ACCIDENT, SUSPENSION, CONVICTION must equal 999999.

	IF	THEN
(1J2P)	3. any counter equals 99,	DATE OF FIRST ACCIDENT, SUSPENSION, CONVICTION must equal 999999.
(2J0P-2J1P)	4. all counters are not blanks, and PREVIOUS RECORDED ACCIDENTS is not equal to 98, and any counters are not equal to 00, 99,	DATE OF LAST ACCIDENT, SUSPENSION, CONVICTION and DATE OF FIRST ACCIDENT, SUSPENSION, CONVICTION must not equal 000000, 999999.
(2K0P)	5. DATE OF FIRST ACCIDENT, SUSPENSION, CONVICTION must be less than or equal to DATE OF LAST ACCIDENT, SUSPENSION, CONVICTION.	
(3J0P-3J1P)	6. all counters equal 00,	both DATE OF LAST ACCIDENT, SUSPENSION, CONVICTION and DATE OF FIRST ACCIDENT, SUSPENSION, CONVICTION must equal 000000.
(3K0P)	7. DATE OF LAST ACCIDENT, SUSPENSION, CONVICTION must be less than or equal to ACCIDENT DATE.	
(4J0P)	8. all counters are not blanks, and the sum of all counters less than 98 is equal to 1,	DATE OF LAST ACCIDENT, SUSPENSION, CONVICTION must equal DATE OF FIRST ACCIDENT, SUSPENSION, CONVICTION.
(4K0P-4K3P)	9. Month of DATE OF LAST/FIRST ACCIDENT, SUSPENSION, CONVICTION equals 00, Year of DATE OF LAST/FIRST ACCIDENT, SUSPENSION, CONVICTION equals 0000,	Year (of same) must equal 0000. Month (of same) must equal 00.
(5J0P)	10. the sum of all counters less than 98 is greater than fifteen,	DATE OF LAST ACCIDENT, SUSPENSION, CONVICTION must not equal DATE OF FIRST ACCIDENT, SUSPENSION, CONVICTION.

IF**THEN**

- | | | |
|--------|---|--|
| (5K0P) | 11. The Year of DATE OF FIRST ACCIDENT, SUSPENSION, CONVICTION must be within three years of the Year of ACCIDENT DATE. | |
| (990P) | 12. any counter equals 99, | all counters and DATE OF LAST ACCIDENT, SUSPENSION, CONVICTION and DATE OF FIRST ACCIDENT, SUSPENSION, CONVICTION must equal 9999. |
| (D150) | 13. the sum of all counters less than 98 is greater than five but less than fifteen, | DATE OF LAST ACCIDENT, SUSPENSION, CONVICTION should not equal DATE OF FIRST ACCIDENT, SUSPENSION, CONVICTION. |

VIOLATIONS CHARGED

Format: 2 numeric, occurring three times

Element Values:

Blanks	
00	None

Reckless/Careless/Hit-and-Run Type Offenses

01	Manslaughter or homicide
02	Willful reckless driving; driving to endanger; negligent driving
03	Unsafe reckless (not willful, wanton reckless) driving
04	Inattentive, careless, improper driving
05	Fleeing or eluding police
06	Fail to obey police, fireman, authorized person directing traffic
07	Hit-and-run, fail to stop after accident
08	Fail to give aid, info., wait for police after accident
09	Serious violation resulting in death

Impairment Offenses

11	Driving while intoxicated (alcohol or drugs) or BAC above limit (any detectable BAC for CDLs)
12	Driving while impaired
13	Driving under influence of substance not intended to intoxicate
14	Drinking while operating
15	Illegal possession of alcohol or drugs
16	Driving with detectable alcohol
18	Refusal to submit to chemical test
19	Alcohol, drug or impairment violations generally

Speed-Related Offenses

21	Racing
22	Speeding (above the speed limit)
23	Speed greater than reasonable & prudent (not necessarily over the limit)
24	Exceeding special limit (e.g.: for trucks, buses, cycles, or on bridge, in school zone, etc.)
25	Energy speed (exceeding 55 mph, non-pointable)
26	Driving too slowly
29	Speed related violations, generally

Rules of the Road – Traffic Sign & Signals

- 31 Fail to stop for red signal
- 32 Fail to stop for flashing red
- 33 Violation of turn on red (fail to stop & yield, yield to pedestrians before turning)
- 34 Fail to obey flashing signal (yellow or red)
- 35 Fail to obey signal, generally
- 36 Violate RR grade crossing device/regulations
- 37 Fail to obey stop sign
- 38 Fail to obey yield sign
- 39 Fail to obey traffic control device

Rules of the Road – Turning, Yielding, Signaling

- 41 Turn in violation of traffic control (disobey signs, turn arrow or pavement markings; this is not a right-on-red violation)
- 42 Improper method & position of turn (too wide, wrong lane)
- 43 Fail to signal for turn or stop
- 45 Fail to yield to emergency vehicle
- 46 Fail to yield, generally
- 48 Enter intersection when space insufficient
- 49 Turn, yield, signaling violations, generally

Rules of the Road – Wrong Side, Passing & Following

- 51 Driving wrong way on one-way road
- 52 Driving on left, wrong side of road, generally
- 53 Improper, unsafe passing
- 54 Pass on right (drive off pavement to pass)
- 55 Pass stopped school bus
- 56 Fail to give way when overtaken
- 58 Following too closely
- 59 Wrong side, passing, following violations, generally

Rules of the Road – Lane Usage

- 61 Unsafe or prohibited lane change
- 62 Improper use of lane (enter of 3-lane road, HOV designated lane)
- 63 Certain traffic to use right lane (trucks, slow-moving, etc.)
- 66 Motorcycle lane violations (more than two per lane, riding between lanes, etc.)
- 67 Motorcyclist attached to another vehicle
- 69 Lane violations, generally

Non-Moving - License and Registration Violations

- 71 Driving while license withdrawn (including violation of provisions of work permit)
- 72 Other driver license violations
- 73 Commercial driver violations (log book, hours, permits carried)
- 74 Vehicle registration violations
- 75 Fail to carry insurance card
- 76 Driving uninsured vehicle
- 79 Non-moving violations, generally

Equipment

- 81 Lamp violations
- 82 Brake violations
- 83 Failure to require restraint use (by self or passengers)
- 84 Motorcycle equipment violations (helmet, special equipment)
- 85 Violation of hazardous cargo regulations
- 86 Size, weight, load violations
- 89 Equipment violations, generally

License, Registration & Other Violations

- 91 Parking
- 92 Theft, unauthorized use of motor vehicle
- 93 Driving where prohibited (sidewalk, limited access, off truck route)
- 98 Other moving violation (coasting, backing, opening door)
- 99 Unknown VIOLATION

Remarks:

This refers to those violations to the Vehicle Code charged as noted on the police accident report. Code up to three violations.

Coding Hierarchy

When more than three violations are cited, the three most serious violations should be coded; choosing the lowest number first. The hierarchy is as follows:

01-09 (Serious violations), “11-19,” (Impairment offense), “21-Racing,” “55-Pass Stopped School Bus,” and “71-Driving While License Withdrawn.” Beyond this hierarchy, choose violations which are not reflected in other elements, such as Related Factors.

If you are unable to distinguish between the violations within a specific category, use the General code (i.e., “09, 19, 29, 39, 49, 59, 69, 79, 89”) for that category.

Consistency Checks:

	IF	THEN
(1H6F)	1. DRIVER PRESENCE equals 2, 9,	VIOLATIONS CHARGED must be blank.
(6K0P)	2. VIOLATIONS CHARGED equals 71,	RELATED FACTORS-DRIVER LEVEL must not equal 19.
(7K0P)	3. VIOLATIONS CHARGED equals 71,	NON-CDL DRIVER LICENSE STATUS must equal 0, 1-2, or COMMERCIAL MOTOR VEHICLE LICENSE STATUS must equal 1-2, 5.
(8K0P)	4. VIOLATIONS CHARGED equals 07-08,	HIT AND RUN must not equal 0.
(D080)	5. VIOLATIONS CHARGED equals 01-98,	all RELATED FACTORS-DRIVER LEVEL should not equal 00, 99.
(D090)	6. VIOLATIONS CHARGED equals 11-19, and PERSON TYPE equals 01,	POLICE-REPORTED ALCOHOL INVOLVEMENT should equal 1.
(D350)	7. VIOLATIONS CHARGED equals 71,	NON-CDL LICENSE STATUS should not equal 0.
(D510)	8. VIOLATIONS CHARGED equals 07-08,	one RELATED FACTORS-VEHICLE LEVEL should equal 31.
(D520)	9. VIOLATIONS CHARGED equals 33, 41-42, 49,	VEHICLE MANEUVER should equal 10-14.
(D530)	10. VIOLATIONS CHARGED equals 36,	RELATION TO JUNCTION should equal 06.
(D540)	11. VIOLATIONS CHARGED equals 53-55, 59,	VEHICLE MANEUVER should equal 05.
(D550)	12. VIOLATIONS CHARGED equals 61, 69,	VEHICLE MANEUVER should equal 16.

	IF	THEN
(D560)	13. VIOLATIONS CHARGED equals 66,	BODY TYPE should equal 80-83, 88-89.
(D580)	14. VIOLATIONS CHARGED equals 85,	HAZARDOUS CARGO should equal 1-3.
(D590)	15. VIOLATIONS CHARGED equals 91,	VEHICLE MANEUVER should equal 07.

Special Processing Rules:

	IF	THEN
(D500)	1. VIOLATIONS CHARGED equals 05,	at least one RELATED FACTORS- ACCIDENT LEVEL should equal 20.
(D570)	2. VIOLATIONS CHARGED equals 83,	not all occupants of this vehicle should have RESTRAINT SYSTEM USE equal 01-05, 08.

RELATED FACTORS-DRIVER LEVEL

Format: 2 numeric, occurring 4 times

Element Values:

Blanks

00 None

Physical/Mental Condition

- 01 Drowsy, Sleepy, Asleep, Fatigued
- 02 Ill, Passed Out/Blackout
- 03 Emotional (e.g., Depression, Angry, Disturbed)
- 13 Mentally Challenged
- 04 Reaction to Drugs-Medication
- 14 Failure to Take Drugs/Medication
- 06 Inattentive (Talking, Eating, etc.)
- 07 Restricted to Wheelchair
- 09 Impaired Due to Previous Injury
- 11 Other Physical Impairment
- 12 Mother of Dead Fetus

Miscellaneous Factors

- 17 Running off Road
- 18 Traveling on Prohibited Trafficways
- 19 Legally Driving on Suspended or Revoked License
- 20 Leaving Vehicle Unattended with Engine Running;
Leaving Vehicle Unattended in Roadway
- 21 Overloading or Improper Loading of Vehicle with Passengers or Cargo
- 22 Towing or Pushing Vehicle Improperly
- 23 Failing to Dim Lights or to Have Lights on when Required
- 24 Operating without Required Equipment
- 25 Creating Unlawful Noise or Using Equipment Prohibited by Law
- 26 Following Improperly
- 27 Improper or Erratic Lane Changing
- 28 Failure to Keep in Proper Lane
- 29 Illegal Driving on Road Shoulder, in Ditch, on Sidewalk, on Median or on Separator
- 30 Making Improper Entry to or Exit from Trafficway
- 31 Starting or Backing Improperly

Miscellaneous Factors (Cont.)

- 32 Opening Vehicle Closure into Moving Traffic or while Vehicle is in Motion
- 33 Passing where Prohibited by Posted Signs, Pavement Markings, Hill or Curve, or School Bus Displaying Warning not to Pass
- 34 Passing on Wrong Side
- 35 Passing with Insufficient Distance or Inadequate Visibility or Failing to Yield to Overtaking Vehicle
- 36 Operating the Vehicle in an Erratic, Reckless, Careless or Negligent Manner; Operating at Erratic or Suddenly Changing Speeds
- 37 Police Pursuing This Driver or Police Officer in Pursuit
- 38 Failure to Yield Right-of-Way
- 39 Failure to Obey Actual Traffic Signs, Traffic Control Devices or Traffic Officers; Failure to Observe Safety Zone Traffic Laws
- 40 Passing Through or Around Barrier
- 41 Failure to Observe Warnings or Instructions on Vehicles Displaying Them
- 42 Failure to Signal Intentions
- 44 Driving too Fast for Conditions or in Excess of Posted Maximum
- 45 Driving Less than Posted Minimum
- 46 Racing
- 47 Making Right Turn From Left-Turn Lane; Making Left Turn From Right-Turn Lane
- 48 Making Other Improper Turn
- 49 Failure to Comply with Physical Restrictions of License
- 50 Driving Wrong Way on One-Way Trafficway
- 51 Driving on Wrong Side of Road (Intentionally or Unintentionally)
- 52 Operator Inexperience
- 53 Unfamiliar with Roadway
- 54 Stopped or Stopping in Roadway (Vehicle not Abandoned)
- 55 Underriding a Parked Truck
- 56 Improper Tire Pressure
- 57 Locked Wheel
- 58 Over Correcting
- 59 Getting Off/Out of or On/In to Moving Vehicle
- 60 Getting Off/Out of or On/In to Non-Moving Vehicle

Vision Obscured By:

- 61 Rain, Snow, Fog, Smoke, Sand, Dust
- 62 Reflected Glare, Bright Sunlight, Headlights
- 63 Curve, Hill, Or Other Design Features (including traffic signs, embankment)
- 64 Building, Billboard, Other Structures
- 65 Trees, Crops, Vegetation
- 66 Motor Vehicle (including load)
- 67 Parked Vehicle
- 68 Splash or Spray of Passing Vehicle

Vision Obscured By: (Cont.)

- 69 Inadequate Defrost or Defog System
- 70 Inadequate Lighting System
- 71 Obstructing Angles on Vehicle
- 72 Mirrors - Rear View
- 73 Mirrors – Other
- 74 Head Restraints
- 75 Broken or Improperly Cleaned Windshield
- 76 Other Obstruction

Avoiding, Swerving or Sliding Due To:

- 77 Severe Crosswind
- 78 Wind from Passing Truck
- 79 Slippery or Loose Surface
- 80 Tire Blow-Out or Flat
- 81 Debris or Objects in Road
- 82 Ruts, Holes, Bumps in Road
- 83 Live Animals in Road
- 84 Vehicle in Road
- 85 Phantom Vehicle
- 86 Pedestrian, Pedal Cyclist, or Other Non-Motorist
- 87 Ice, Snow, Slush, Water, Sand, Dirt, Oil, Wet Leaves on Road
- 88 ***Trailer Fishtailing or Swaying***



Other Miscellaneous Factors

- 89 Carrying Hazardous Cargo Improperly
- 90 Hit & Run
- 91 Non-Traffic Violation Charged – manslaughter, *homicide or other assault*.
committed without malice.
- 92 Other Non-Moving Traffic Violations



Devices in Vehicle with Potential for Distractions

- 93 Cellular Telephone
- 94 Fax Machine
- 95 Computer
- 96 On-Board Navigation System
- 97 Two-Way Radio
- 98 Head-up Display
- 99 Unknown

Remarks:

Code information provided in the narrative by the investigating officer. It is the officer's assessment.

This is a nominal list only and does NOT imply a hierarchy.

In a case involving Police Pursuit, Code "37" should be used when pursuit has been initiated by police and is active at the time of the accident (also see Related Factors, Accident Level, for use of Code "20- Police Pursuit Involved"). It can be used for either the pursued driver or the pursuing police officer.

Definition of Police Pursuit: A pursuit is an event that is initiated when a law enforcement officer, operating an authorized emergency vehicle, gives notice to stop (either through the use of visual or audible emergency signals or a combination of emergency devices) to a motorist who the officer is attempting to apprehend, and that motorist fails to comply with the signal by either maintaining his/her speed, increasing speed, or taking other evasive action to elude the officer's continued attempts to stop the motorist. A pursuit is terminated when the motorist stops, or when the attempt to apprehend is discontinued by the officer or at the direction of a competent authority.

Code 44 (Driving too Fast for Conditions or in Excess of Posted Maximum) is also appropriate if the officer indicates a high-speed chase. Make sure to check if the officer indicated high speed or speeding.

Head-up displays (Code "98") present information (e.g., speed, turn signal telltales, engine diagnostics) to a driver that appears to be displayed outside the vehicle in front of the windshield. The image is reflected from the windshield into the driver's field of vision. Projection of the image occurs upward through the top of the dash in the area behind the steering wheel. The projection system and optics are mostly below the dash. There may be a projection area visible on the top of the dash that is either raised from the surface or flush with the dash. The projection area would be covered with glass or clear plastic. The windshield may or may not have a special reflective coating on the projection image area to enhance the display image.

Codes "93-98" refer only to the presence of devices and do not imply they were in use.

See Remarks for RELATED FACTORS-ACCIDENT LEVEL (A39).

Consistency Checks:



	IF	THEN
(1L0P) 1.	any RELATED FACTORS-DRIVER LEVEL equals blanks,	all RELATED FACTORS-DRIVER LEVEL must equal blanks.
(2H0F) 2.	DRIVER PRESENCE equals 2, 9,	RELATED FACTORS-DRIVER LEVEL must not equal 01-04, 06-07, 09, 11-14, 19, 46, 49, 52-53, 58-88, 90, 93-98.
(2L0P) 3.	any RELATED FACTORS-DRIVER LEVEL equals 99,	all RELATED FACTORS-DRIVER LEVEL must equal 99.
(3L0P) 4.	any RELATED FACTORS-DRIVER LEVEL equals 00,	all remaining RELATED FACTORS- DRIVER LEVEL must equal 00.
(4L0P) 5.	any RELATED FACTORS-DRIVER LEVEL equals 49,	COMPLIANCE WITH LICENSE RESTRICTIONS must not equal 0-1, 3, 9.
(5E1P) 6.	any RELATED FACTORS-DRIVER LEVEL equals 55,	UNDERRIDE/OVERRIDE must equal 4-6.
(5L0F) 7.	any RELATED FACTORS-DRIVER LEVEL equals 20,	DRIVER PRESENCE must not equal 1, 3, 9.
(6K0P) 8.	VIOLATIONS CHARGED equal 71,	RELATED FACTORS-DRIVER LEVEL must not equal 19.
(6L0P) 9.	COMPLIANCE WITH LICENSE RESTRICTIONS equals 1, and RELATED FACTORS- DRIVER LEVEL equals 19,	DRIVER LICENSE TYPE COMPLIANCE must equal 3.
(710P) 10.	COMPLIANCE WITH LICENSE RESTRICTIONS equals 1, and RELATED FACTORS-DRIVER LEVEL equals 19,	NON-CDL LICENSE STATUS must equal 6.

	IF	THEN
(7L0P)	11. A RELATED FACTORS-DRIVER LEVEL between 01-98 can be used only once per driver form.	
(8G0P)	12. any RELATED FACTORS-DRIVER LEVEL equals 90,	one RELATED FACTORS-VEHICLE LEVEL must equal 31.
(8I0P)	13. NON-CDL LICENSE STATUS equals 0-4, 7-9,	RELATED FACTORS-DRIVER LEVEL must not equal 19.
(8L0P)	14. DRIVER LICENSE TYPE COMPLIANCE equals 0-2, 9,	RELATED FACTORS-DRIVER LEVEL must not equal 19.
(9L0F)	15. PERSON TYPE equals 01, and RELATED FACTORS-DRIVER LEVEL equals 12,	SEX must equal 2, and AGE must be greater than 12.
(BL0P)	16. COMPLIANCE WITH LIC. ENDORSEMENT equals 1, and any RELATED FACTOR-DRIVER LEVEL equals 19,	DRIVER LICENSE TYPE COMPLIANCE must equal 3.
(BZ0P)	17. RELATED FACTORS-DRIVER LEVEL equals 93-98,	DRIVER PRESENCE must equal 1, 3.
(D080)	18. VIOLATIONS CHARGED equals 01-98,	RELATED FACTORS-DRIVER LEVEL should not all equal 00, 99.
(D470)	19. any RELATED FACTORS-DRIVER LEVEL equals 37,	at least one RELATED FACTORS- ACCIDENT LEVEL should equal 20.
(V100)	20. HAZARDOUS CARGO equals 1-3, and RELATED FACTORS-DRIVER LEVEL does not equal 19,	COMMERCIAL MOTOR VEHICLE LICENSE STATUS should not equal 1-2, 5.
(V130)	21. RELATED FACTORS-DRIVER LEVEL equals 33-35,	VEHICLE MANEUVER should equal 05.
(V140)	22. RELATED FACTORS-DRIVER LEVEL equals 81-86,	VEHICLE MANEUVER should equal 09.
(V150)	23. RELATED FACTORS-DRIVER LEVEL equals 27,	VEHICLE MANEUVER should equal 16.



	IF	THEN
(V160) 24.	RELATED FACTORS- DRIVER LEVEL equals 54,	VEHICLE MANEUVER should equal 04.
(V16P) 25.	<i>RELATED FACTORS- DRIVER LEVEL equals 88,</i>	<i>VEHICLE TRAILING must not equal 0, 9.</i>

Special Processing Rules:

	IF	THEN
(A080) 1.	DRIVER PRESENCE equals 2, and FIRST HARMFUL EVENT equals 12, and NUMBER OF VEHICLE FORMS SUBMITTED equals 02,	one RELATED FACTORS- DRIVER LEVEL should equal 20.
(4E1P) 2.	No RELATED FACTORS- DRIVER LEVEL equals 55, and UNDERRIDE/OVERRIDE equals 1-3,	there must be another vehicle in the accident with BODY TYPE equal to 60-64, 66, 71-72, 78, and with VEHICLE ROLE equal to 2- 3.

Related Factors – Driver Level Examples Table

Related Factors	Driver Violations Cited by Police	Examples/Notes
00 None		
<u>Physical/Mental Condition</u>		
01 Drowsy, Sleepy, Asleep Fatigued		Asleep at the wheel not due to other factors (i.e., drugs). Worked all night.
02 Ill, Passed Out/Blackout		Diabetic reactions, seizure, heart attack, high/low blood pressure, fainting.
03 Emotion (e.g., Depression, Angry, Disturbed)		Fighting, disagreements, depressed, and emotionally upset.
13 Mentally Challenged		Mental illness/retardation may be included.
04 Reaction to Drugs/Medi- cation		Taking prescription and over-the-counter drugs. Reaction to medication/drugs.
14 Failure to take Drugs/Medi- cation		Failure to take required medication.
06 Inattentive	Illegal use of earphones, television, etc.	Includes use of car phone, fax, etc. Driver distracted by children. Driver lighting cigarette. Operating and adjusting radio and other accessories. Reading, talking, eating, using electric razor, applying cosmetics, painting nails, etc.

Related Factors	Driver Violations Cited by Police	Examples/Notes
07 Restricted to Wheelchair		Operator of motor vehicle in wheelchair (motorized or non-motorized wheelchair). Operator of motorized wheelchair on trafficway.
09 Impaired Due to Previous Injury		Includes only person injured from previous accident at this scene. See code "11" on Driver Level and code "17" on Person Level Related Factors. Code "19" on Accident Level should be used with this code.
11 Other Physical Impairment		Individuals missing a limb, an eye, legally blind, with hearing impairment/deaf. Also includes individuals with injuries resulting from a previous incident, not a previous accident (at this scene) which is then coded under "09." Paraplegic
12 Mother of Dead Fetus		Fetus dies in or as a result of this accident.
<u>Miscellaneous Factors:</u>		
17 Running Off Road		Driver loses control of vehicle and runs off road. Identification of running off road can be determined from diagram. Driver has Harmful Event on Road and runs off road.
18 Traveling on Prohibited Trafficways		Driving on prohibited trafficway/roadway (example: mopeds on interstate). Trucks prohibited on this trafficway.
19 Legally Driving on Suspended or Revoked License		Individual with suspended/revoked license allowed only to drive to and from work. License restricted/occupational license issued. Modification of conditions/restrictions.

Related Factors	Driver Violations Cited by Police	Examples/Notes
<p>20 Leaving Vehicle Unattended with Engine Running Leaving Vehicle Unattended in Roadway</p>	<p>Parked double. Parked on bridge, tunnel. Parking within intersection.</p>	<p>“Unattended” signifies “driverless.”</p>
<p>21 Overloading or Improper Loading of Vehicle With Passengers or Cargo</p>	<p>Violation of transportation of hazardous material. Unsecured or uncovered load violation.</p>	<p>Having more than 3 passengers in the front seat. Trunk open with extra large cargo protruding. Sitting/standing on rails, tailgate of pickup or improperly sitting in bed of pickup. Overweight/over length/oversize. Passenger on exterior of vehicle (car surfing).</p>
<p>22 Towing or Pushing Improperly</p>	<p>Push vehicle in dangerous manner.</p>	<p>Towing with improper connection (i.e., only a cable, etc.) Using vehicle to push another vehicle.</p>
<p>23 Failure to Dim Lights or to Have Lights on When Required</p>	<p>Fail to use proper headlight beam. Fail to dim headlights for, approaching vehicle, when following another. Using fog lights when prohibited.</p>	<p>Headlamps adjusted improperly, causing glare. Failing to have headlights on in tunnels. Motorcycle not using lights as required.</p>
<p>24 Operating Without Required Equipment</p>	<p>Defective or no lamps, brakes, mirrors, muffler, flares, wipers, horn, snow tires, chains, etc.</p>	<p>Failure to use restraints, child restraints or motorcycle helmets.</p>

Related Factors	Driver Violations Cited by Police	Examples/Notes
25 Creating Unlawful Noise or Using Equipment Prohibited by Law	Defective exhaust system, excessive noise. Excessive, unnecessary use of horn.	“Souped-up” engines, siren, whistle, glass-packed mufflers, etc.
26 Following Improperly	Following fire truck too closely. Fail to maintain safe passing distance between trucks Vehicles in caravan too closely to allow entry. Following too closely, generally.	Following too closely for weather conditions. NOTE: Improper Lane Change signifies “in the process,” while Following Improperly denotes “after or before the process of lane change.”
27 Improper or Erratic Lane Changing	Unsafe lane change. Failure to obey “no lane” change sign.	Weaving in and out of traffic.
28 Failure to Keep in Proper Lane	Driving over center line. Trucks and buses, slower vehicles to keep right.	Vehicle crosses center line and strikes oncoming vehicle. Vehicle going straight in turn lane. See code “51” for Driving on Wrong Side of Road. See code “17” for Running off Road.
29 Illegal Driving on Road Shoulder, in Ditch, on Sidewalk or on Median		Driving off pavement or roadway. Physically driving on shoulder, etc.

Related Factors	Driver Violations Cited by Police	Examples/Notes
30 Making Improper Entry to or Exit From Trafficway	Driving onto or from controlled access highway where prohibited.	Entering highway from adjacent pasture, field. Entering highway on exit ramp, or exiting on entrance ramp, going the wrong way. NOTE: Don't confuse with "51-Driving on the Wrong Side of Road."
31 Starting or Backing Improperly	Unsafe start from parked position.	Backing up on one-way. Starting onto highway from parked position on shoulder.
32 Opening Closure into Moving Traffic or While Vehicle is in Motion	Opening door into moving traffic.	Opening trunk while vehicle is in motion.
33 Passing Where Prohibited by Posted Signs Pavement Markings, Hill or Curve, or School Bus Displaying Warning Not to Pass Line	Overtaking streetcar on left or right. Overtaking vehicle stopped to allow pedestrian movement.	Passing stopped school bus. Crossing over solid line to pass. Passing uphill; mainly violations as designated by traffic controls.
34 Passing on Wrong Side	Passing on right prohibited.	
35 Passing With Insufficient Distance or Inadequate Visibility or Failing to Yield to Overtaking Vehicle	Passing with insufficient sight distance.	Mainly passing violations based on faulty judgment.
36 Operating the Vehicle in an Erratic, Reckless, Careless or Negligent Manner Operating at Erratic or Suddenly Changing Speeds	Driving to endanger, willful or wanton disregard. Reckless driving reduced from DUI.	Must be explicitly stated on police record. Acceleration followed by sudden braking.

Related Factors	Driver Violations Cited by Police	Examples/Notes
37 Police Pursuing This Driver or Police Officer in Pursuit	Fleeing or attempting to elude police officer.	“Hot pursuit.” This officer in pursuit of motorists or this motorist being pursued by police.
38 Failure to Yield Right-of-Way	Failure to yield to pedestrian. Failure to yield to emergency vehicles. Failure to yield to streetcar already in intersection.	Primarily intersection-related. Care should be used to distinguish yield violations from lane violations.
39 Failure to Obey Actual Traffic Sign, Traffic Control Devices or Traffic Officers; Failure to Obey Safety Zone Traffic Laws	Failure to obey flashing signal. Violation of turn on red. Failure to obey lane use control signal. Failure to obey stop signs. Failure to obey yield sign.	Oftentimes incorrectly coded in conjunction with “38-Failure to Yield.” Care must be used to distinguish from “38.” When vehicle does not stop when required by traffic control, code “39.” When vehicle stops, but fails to yield, code as “38” (4-way stops). Violating yield sign, code as “38” and “39.” Passing around railroad gates.
40 Passing Through or Around Barrier	Driving in prohibited area (play street, construction, etc.).	Denotes “demarcated” area.
41 Failure to Observe Warnings or Instructions on Vehicles Displaying Them		Failure to follow construction instructions (i.e., arrows directing traffic mounted on vehicle), instructions on emergency vehicles (ambulances, fire trucks, police cars). Failure to observe right-turn warning on trucks, buses. Failure to heed hazard lights on disabled vehicle, school bus arm.

Related Factors	Driver Violations Cited by Police	Examples/Notes
42 Failure to Signal Intentions	Failure to sound horn at curve on mountain road. Failure to signal upon stopping to turn.	Failure to signal by either lamp turn signal or hand.
44 Driving Too Fast for Conditions or in Excess of Posted Maximum	Speed greater than reasonable or prudent. Towing house trailer at more than 45 mph. Speed in excess of posted maximum.	Conditions denote; weather, sharp curves, bridges, tunnels, school zone, traffic, persons on road.
45 Driving Less Than Posted Minimum		Driving too slowly, so as to impede traffic.
46 Racing		Two or more vehicles racing at high speeds or acceleration. Drag Racing
47 Making Right Turn From Left-Turn Lane, Left Turn from Right-Turn Lane		To distinguish from “27-Improper Lane Change:” police officer must have knowledge of driver’s intention.
48 Making Other Improper Turn	Too wide right or left turn. Unsafe U-turn (from shoulder, etc.).	To distinguish from “39-Failure to Obey Traffic Controls”, “48” implies judgment-oriented actions, not those explicitly stated by the law. (Too wide at right or left turn unsafe U-turn.)
49 Failure to Comply With Physical Restrictions of License		Driving without glasses, contact lenses, prosthesis, etc. Care must be made to distinguish from occupationally restricted license (no code).

Related Factors	Driver Violations Cited by Police	Examples/Notes
50 Driving Wrong Way on One-Way Traffic		To distinguish from “51-Driving on Wrong Side of Road.” On a divided highway, although each side is “one-way,” driving against traffic should be coded as “51” not “50.”
51 Driving on Wrong Side of Road (Intentional or Unintentional)	Driving wrong way on Rotary Intersection. Driving on left half of approaching bridge, tunnel. Driving on wrong side of highway.	To distinguish from “28-Failure to Keep in Proper Lane”: when a vehicle loses control, crosses a divided highway, it is coded as “28,” not “51.”
52 Operator Inexperience		New drivers, new truck/Bus Driver; based on the judgment of the police officer. Unfamiliar with vehicle.
53 Unfamiliar with Roadway		Possibly out-of-state licenses. New stretch of road, based on the judgment of the police officer.
54 Stopped in Roadway (Vehicle Not Abandoned)		“54” signifies both in the process of stopping and “stopped” vehicles. Usually implies unusual condition. Excludes stopping in traffic or stopping for traffic control.
55 Underriding a Parked Truck		Police report must be explicit. See Underride/Override Element.

Related Factors	Driver Violations Cited by Police	Examples/Notes
56 Improper Tire Pressure		To distinguish from Vehicle Level Related Factor defect "01-Tires," "56" signifies that improper tire pressure is not a defect, but rather the irresponsibility of the driver.
57 Locked Wheel		Occurs when braking too suddenly as noted by police officer. Can't be inferred just from skid marks.
58 Overcorrecting		Based on the judgment of the police officer, with knowledge of driver's intention. Oversteering.
59 Getting Off/Out of or On/In to Moving Vehicle		To distinguish from "32-Opening Vehicle Closure into Moving Traffic." "59" takes precedence, not to be coded in conjunction with "32."
60 Getting Off/Out of or On/In to Non-moving Vehicle		
<u>Vision Obscured By:</u>		
61 Rain, Snow, Fog, Smoke, Sand Dust		
62 Reflected Glare, Bright Sunlight, Headlights		
63 Curve, Hill, Or Other Design Features (including traffic signs, embankment)		
64 Building, Billboard, Other Structures		
65 Trees, Crops, Vegetation		

Related Factors	Driver Violations Cited by Police	Examples/Notes
66 Motor Vehicle (including load)		Car stopped on roadway. Tractor-trailer moving on road. School bus stopped, loading or unloading children.
67 Parked Vehicle		Vehicle stopped on shoulder, in parking lane.
68 Splash or Spray of Passing Vehicle		
69 Inadequate Defrost or Defog System		
70 Inadequate Lighting System		
71 Obstructing Angles on Vehicle		Obstructing angles on this driver's vehicle. Not to be confused with visual obstructions from other vehicles. (See codes "66" and "67.")
72 Mirrors – Rear View		
73 Mirrors – Other		
74 Head Restraints		
75 Broken or Improperly Cleaned Windshield		
76 Other Obstruction		Trailer (only) left parked. Window stickers, sun shades, ornaments, etc. Objects in vehicle. Windows/Windshield tinting.

Related Factors	Driver Violations Cited by Police	Examples/Notes
<u>Avoiding, Swerving Sliding Due To:</u>		
77 Severe Crosswind		
78 Wind From Passing Truck		
79 Slippery or Loose Surface		Refers to actual condition of roadway surface, i.e., loose gravel roadway. Slippery or old worn blacktop. Newly paved surface.
80 Tire Blowout or Flat		
81 Debris or Objects in Road		Nails, glass, trash cans, tire retread, trash, dead animals, pile of sand, barricades, etc.
82 Ruts, Holes, Bumps in Road		
83 Live Animals in Road		
84 Vehicle in Road		Includes both contact and non-contact vehicles that remain at the scene.
85 Phantom Vehicle		Non-contact vehicle that leaves the scene as described by the police officer.
86 Pedestrian, Pedalcyclist, or Other Non-Motorist		
87 Ice, Snow, Slush, Water Sand, Dirt, Oil, Wet Leaves on Road		This is for the substances on roadway that causes roadway to be slick, which may interfere with traction. These are not part of the roadway design (see code "79").
88 <i>Trailer Fishtailing or Swaying</i>		<i>Describes where a trailer of an articulated vehicle fishtails or sways causing vehicle to weave in traffic or swerve. This may or may not result in a jackknife.</i>

Related Factors	Driver Violations Cited by Police	Examples/Notes
<u>Devices in Vehicle With Potential for Distractions</u>		
89 Carrying Hazardous Cargo Improperly		Any hazardous cargo in any vehicle carried improperly as noted by police officer.
90 Hit and Run Vehicle Driver		
91 Non-Traffic Violation Charged (manslaughter, <i>homicide, or other assault offense</i> committed without malice)		<i>Driver charged with intoxicated assault. Driver charged with vehicular manslaughter.</i>
92 Other Non-Moving Traffic Violations		
93 Cellular Telephone		
94 Fax Machine		
95 Computer		
96 Onboard Navigation System		
97 Two-Way Radio		
98 Head-up Display		
99 Unknown		

VEHICLE NUMBER

PERSON LEVEL**Format: 2 numeric**

Must be coded on an original submission.
System Generator (MDE System Only)

Element Values:

| 00-99

Remarks:

Code "00" for Non-motorists.
See VEHICLE NUMBER – VEHICLE LEVEL for assignment of numbers.

Consistency Checks:

	IF	THEN
(2X0F) 1.	VEHICLE NUMBER equals 00,	PERSON TYPE must not equal 01-02, 09.
(3X0F) 2.	VEHICLE NUMBER is greater than 00,	PERSON TYPE must not equal 03-08, 19.

Case Structure Integrity Rule:

	IF	THEN
(CS15) 1.	VEHICLE NUMBER at the Person Level is greater than 00,	VEHICLE NUMBER at the Person Level must equal a VEHICLE NUMBER at the Vehicle Level.

PERSON NUMBER

Format: 2 numeric

| Must be coded on an original submission.
| System Generated (MDE System Only)

Element Values:

| 01-99

Remarks:

| For each motor vehicle, occupants must be numbered consecutively beginning with "01." Drivers do not have to be coded "01." Numbers must not be skipped.

| Non-motorists must be numbered consecutively beginning with "01." Numbers must not be skipped.

Case Structure Integrity Rules:

| (CSI6) 1. For each VEHICLE NUMBER, PERSON NUMBERS must be consecutive, beginning with 01 and with no gaps.

| (CSI7) 2. Non-Motorist PERSON NUMBERS must be consecutive, beginning with 01 and with no gaps.

NON-MOTORIST STRIKING VEHICLE NUMBER

Format: 2 numeric

Element Values:

Blanks	
00	Not Applicable – Vehicle Occupant
01-98	Assigned Vehicle Number
99	Unknown

Remarks:

This element only applies to non-motorists and reflects the vehicle who made contact with or was responsible for striking the non-motorist being coded.

The number must match the vehicle number of the striking vehicle.

In cases where the non-motorist made contact with more than one vehicle, code the number of the vehicle that caused the most significant injury. If uncertain, code the number of the vehicle which made contact first.

Code “99” is used when the Analyst cannot determine which vehicle made contact. For example, the police officer arrives at the scene and observes a pedestrian and two vehicles all at rest. There are no survivors; therefore, there is no way of knowing which vehicle ran over the pedestrian.

Consistency Checks:

	IF	THEN
(050P) 1.	PERSON TYPE equals 03-08, 19, and VEHICLE FORMS SUBMITTED equals 01,	NON-MOTORIST STRIKING VEHICLE NUMBER must equal 01.
(4X0F) 2.	NON-MOTORIST STRIKING VEHICLE NUMBER is equal to 00,	PERSON TYPE must not equal 03-08, 19.
(5X0F) 3.	NON-MOTORIST STRIKING VEHICLE NUMBER is equal to 01-99,	PERSON TYPE must not equal 01-02, 09.

Special Processing Rule:

	IF	THEN
(060P) 1.	NON-MOTORIST STRIKING VEHICLE NUMBER is not equal to 00, 99,	the NON-MOTORIST STRIKING VEHICLE NUMBER must be equal to some VEHICLE NUMBER in the case.

AGE

Format: 2 numeric

Element Values:

Blanks	
00	Up To One Year
01-96	Actual Age*
97	97 Years or Older
99	Unknown

Remarks:

Infants less than one year old should be coded "00."

For drivers, verify age with data on Licensing File. Licensing data takes precedence over accident report data.

*** Values greater than "92" are unlikely occurrences and they will raise an error flag.**

Consistency Checks:



	IF	THEN
(5W0P) 1.	RELATED FACTORS- PERSON LEVEL equals 18,	SEX must equal 2, and AGE must be greater than 12.
(7P0F) 2.	PERSON TYPE equals 01,	AGE must not be less than 02.
(8P0P) 3.	PERSON TYPE equals 01, and AGE is less than 08,	BODY TYPE must not equal 01-12, 14-16, 19-25, 28-33, 39-42, 45, 48- 52, 58- 67 , 71-72, 78-83, 88-89, 91- 93.
(9L0F) 4.	PERSON TYPE equals 01, and RELATED FACTORS- DRIVER LEVEL equals 12,	SEX must equal 2, and AGE must be greater than 12.

	IF	THEN
(D060) 5.	PERSON TYPE equals 01, and equals NON-CDL LICENSE STATUS 1-8; or COMMERCIAL MOTOR VEHICLE LICENSE STATUS equals 1-8, and PERSON TYPE equals 01,	AGE should not be less than 15.
(P010) 6.	PERSON TYPE equals 01,	AGE should not be less than 12.
(P020) 7.	PERSON TYPE equals 02, 09, and RESTRAINT SYSTEM USE equals 04,	AGE should be less than 05, or equal to 99.
(P180) 8.	PERSON TYPE equals 01, and AGE is less than 09,	BODY TYPE should not equal 90.

Special Processing Rule:

(U120) 1. UNLIKELY: AGE is greater than 92 and not equal to 99.

SEX

Format: 1 numeric

Element Values:

- | | |
|-------|---------|
| Blank | |
| 1 | Male |
| 2 | Female |
| 9 | Unknown |

Consistency Checks:

	IF	THEN
(5W0P)	1. RELATED FACTORS- PERSON LEVEL equals 18,	SEX must equal 2, and AGE must be greater than 12.
(9L0F)	2. PERSON TYPE equals 01, and RELATED FACTORS- DRIVER LEVEL equals 12,	SEX must equal 2, and AGE must be greater than 12.

PERSON TYPE

Format: 2 numeric

| Must be coded on original submissions

Element Values:

MOTORISTS

- 01 Driver of a Motor Vehicle in Transport
- 02 Passenger of a Motor Vehicle in Transport
- 09 Unknown Occupant Type in a Motor Vehicle in Transport

NON-MOTORISTS

- 03 Occupant of a Motor Vehicle Not in Transport
- 04 Occupant of a Non-Motor Vehicle Transport Device
- 05 Pedestrian
- 06 Bicyclist
- 07 Other Cyclist
- 08 Other Pedestrians
- 19 Unknown Type of Non-Motorist

Remarks:

An involved person in an accident must maintain Person Type during the accident. Once the unstabilized situation begins, a driver, passenger or non-motorist cannot change Person Type until the accident stabilizes.

If a person is entering or exiting a vehicle before the unstabilized situation begins, try to determine if the person has successfully changed type before control is lost. (i.e., a pedestrian getting into an automobile that begins to move, a passenger stepping off of a bus as it begins to pull away, etc.).

Codes 01, 02 and 09 are used for occupants of a vehicle for which VEHICLE and DRIVER LEVEL forms are submitted. Code "09-Unknown Occupant Type in a Motor Vehicle in Transport" is used when it cannot be determined if the person was the driver or passenger, but it is known that the person was an occupant of a motor vehicle in transport.

Code 03 - Occupant of a Motor Vehicle Not in Transport is used for occupants of parked motor vehicles (any motor vehicle stopped off the roadway).

Code 04 - Occupant of Non-Motor Vehicle Transport Device refers to persons riding in an animal-drawn conveyance, on an animal, or injured occupants of railway trains, etc.

Code 05 - Pedestrian is used for all pedestrians except for those in/on pedestrian conveyances (See code “08” below) and in buildings. A pedestrian pushing a vehicle should be coded “05.”

Code 06 - Bicyclist is used for a two-wheel, non-motorized cycle.

Code 07 - Other Cyclist is used for unicycles and tricycles.

Code 08 - Other Pedestrians should be used for occupants of a transport device used as equipment (working highway maintenance trucks, cherry pickers, etc.), pedestrians using conveyances and people in buildings. Examples of pedestrian conveyances are skateboard riders, people in wheelchairs, people on roller skates, sled riders, etc.

A dilemma arises when considering motorized wheelchairs in motion on trafficways. Some states have passed legislation to classify operators of motorized wheelchairs as “pedestrians.” It is fairly easy to classify them as motor vehicles in transport within the guidelines of the ANSI D16.1 standard, but it is difficult to determine from those guidelines that D16.1 absolutely intended that they be classified that way.

Meanwhile, there seems to be an increase in the variety of forms these devices take (if not in the actual number in use). Some resemble 3-wheeled scooters; others small four-wheeled carts; still others look like the typical human-powered wheelchair. They are in use by individuals who are unable to walk, who have limited walking ability, or who need to avoid walking for reasons of health or stamina. Since these devices simply supply a form of assisted “walking” for such persons, their legitimate users may be seen as “other pedestrians” just as other non-motorists moving along a sidewalk, walking with or against traffic on the edge of a road, crossing the roadway, or turning into a driveway.

Wheelchair: Until further notice, FARS will use the term, “wheelchair” as follows:

“Wheelchair - A mobility aid, usable indoors, and designed for and used by individuals with mobility impairments, whether operated manually or powered.”

Therefore all wheelchair users, motorized or not, are coded “08.” Use Related Factor-Person Level code “13” to further identify motorized wheelchair riders.

Code 19 - Unknown Type of Non-Motorist is used when it cannot be determined what type of non-motorist the person is (i.e., pedestrian, bicyclist, occupant of a parked vehicle, etc.).

Consistency Checks:



	IF	THEN
(050P)	1. PERSON TYPE equals 03-08, 19, and VEHICLE FORMS SUBMITTED equals 01,	NON-MOTORIST STRIKING VEHICLE NUMBER must equal 01.
(1M1F)	2. RELATED FACTORS-PERSON LEVEL equals 13,	PERSON TYPE must equal 08.
(1M2F)	3. RELATED FACTORS-PERSON LEVEL equals 11, 19,	PERSON TYPE must equal 05.
(1N0F)	4. PERSON TYPE equals 06,	RELATED FACTORS-PERSON LEVEL must not equal 09, 11-12, 19, 22, 32, 53, 68, 70-71, 90.
(1P0F)	5. PERSON TYPE equals 03-08, 19,	NON-MOTORIST LOCATION must not equal 00.
(1Q0F)	6. PERSON TYPE equals 01, and BODY TYPE equals 80-83, 88-89,	SEATING POSITION must not equal 00, 12-55, 99.
(2M0F)	7. PERSON TYPE equals 01,	SEATING POSITION must not equal 00, 21-55.
(2P0F)	8. PERSON TYPE equals 03-08, 19,	EJECTION must equal 0.
(2Q0F)	9. PERSON TYPE equals 02, 09, and BODY TYPE equals 01-02, 04, 08, 10, 31-33, 39-41, 45, 48-49, 90-91,	SEATING POSITION must not equal 00, 31-50.
(2X0F)	10. VEHICLE NUMBER equals 00,	PERSON TYPE must not equal 01-02, 09.
(3F0F)	11. NUMBER OF OCCUPANTS equals 97, and PERSON TYPE is not equal to 01,	INJURY SEVERITY must not equal 0, 9.



	IF	THEN
(3M0F)	12. PERSON TYPE equals 01,	RESTRAINT SYSTEM USE must not equal 04, 06, 14.
(3P0F)	13. PERSON TYPE equals 03-08, 19,	INJURY SEVERITY must not equal 6.
(3Q0F)	14. PERSON TYPE equals 02, 09, and BODY TYPE equals 01-16, 19-20, 22-25, 28-33, 39, 41-42, 50-52, 58-59, 65, 80-83, 88-92, 97,	SEATING POSITION must not equal 00, 50.
(3X0F)	15. VEHICLE NUMBER is greater than 00,	PERSON TYPE must not equal 03-08, 19.
(4M0F)	16. PERSON TYPE equals 01-02 09,	NON-MOTORIST LOCATION must not equal 01-19, 99.
(4Q0F)	17. PERSON TYPE equals 02, 09, and BODY TYPE equals 80-83, 88-89,	SEATING POSITION must not equal 00, 13-19, 22-50.
(4X0F)	18. NON-MOTORIST STRIKING VEHICLE NUMBER is equal to 00,	PERSON TYPE must not equal 03-08, 19.
(5M0F)	19. PERSON TYPE equals 01,	all RELATED FACTORS-PERSON LEVEL must equal 00.
(5N0F)	20. PERSON TYPE equals 02,	RELATED FACTORS-PERSON LEVEL must not equal 01-04, 10-11, 13, 19-30, 33-53, 56-83, 90.
(5Q0F)	21. PERSON TYPE equals 02, and BODY TYPE equals 24-25, 50-52, 58-59,	SEATING POSITION must not equal 00-50, 52-54, 99.
(5X0F)	22. NON-MOTORIST STRIKING VEHICLE NUMBER equals 01-99,	PERSON TYPE must not equal 01-02, 09.
(6M0F)	23. PERSON TYPE equals 02, 09,	SEATING POSITION must not equal 00.

**IF****THEN**

- | | |
|---|--|
| (6Q0F) 24. PERSON TYPE equals 02, 09, and BODY TYPE equals 60-67, 71-72, 78-79, | SEATING POSITION must not equal 00, 31-49. |
| (7M0F) 25. PERSON TYPE equals 03, | RELATED FACTORS-PERSON LEVEL must not equal 01-05, 10-13, 19-23, 26-30, 33-36, 38, 40-42, 44-45, 47-51, 53, 55-83, 90. |
| (7N0F) 26. PERSON TYPE equals 03-08, 19, | SEATING POSITION must not equal 11-55, 99. |
| (7P0F) 27. PERSON TYPE equals 01, | AGE must not be less than 02. |
| (7Q0F) 28. PERSON TYPE equals 09, and BODY TYPE equals 24-25, 50-52, 58-59, | SEATING POSITION must not equal 00, 12-50, 52-54. |
| (880F) 29. RELATED FACTORS-ACCIDENT LEVEL equals 15-16, | there must be a Person Level form with PERSON TYPE equal to 03-08, 19. |
| (8M0F) 30. PERSON TYPE equals 04, | RELATED FACTORS-PERSON LEVEL must not equal 05, 11, 13, 19, 55-56, 90. |
| (8N0F) 31. PERSON TYPE equals 03-05, 08, | RESTRAINT SYSTEM USE must equal 00. |
| (8P0P) 32. PERSON TYPE equals 01, and AGE is less than 08, | BODY TYPE must not equal 01-12, 14-16, 19-25, 28-33, 39-42, 45, 48-52, 58-67, 71-72, 78-83, 88-89, 91-93. |
| (8Q0F) 33. PERSON TYPE equals 08, | RELATED FACTORS-PERSON LEVEL must not equal 05-07, 10-11, 19, 21-25, 32-33, 42, 44-45, 55-56. |
| (8T0F) 34. RESTRAINT SYSTEM USE equals 06, | PERSON TYPE must equal 06-07. |



IF**THEN**

- | IF | THEN |
|--|---|
| (9L0F) 35. PERSON TYPE equals 01, and RELATED FACTORS-DRIVER LEVEL equals 12, | SEX must equal 2, and AGE must be greater than 12. |
|  (9M0F) 36. PERSON TYPE equals 05, | RELATED FACTORS-PERSON LEVEL must not equal 12-13, 20-30, 32-36, 40, 42, 44-53, 57-59, 68-71, 73-83. |
| (9N0F) 37. PERSON TYPE equals 03-08, 19, | AIR BAG AVAILABILITY/DEPLOYMENT must equal 00. |
| (9POF) 38. PERSON TYPE equals 03-08, 19, | EXTRICATION must not equal 1, 9. |
| (BF0F) 39. PERSON TYPE equals 03-08, 19, | EJECTION PATH must equal 0. |
| (BP0P) 40. PERSON TYPE equals 01-02, 09, | AIR BAG AVAILABILITY/DEPLOYMENT must not equal 00. |
|  (CK0P) 41. PERSON TYPE equals 07, | RELATED FACTORS-PERSON LEVEL must not equal 09, 11-13, 19, 22, 32, 53, 69-71, 90. |
| (CL0P) 42. PERSON TYPE equals 09, | RELATED FACTORS-PERSON LEVEL must not equal 01-04, 11, 13, 19-30, 33-42, 44-45, 47-53, 56, 60-83, 90. |
| (CM0P) 43. PERSON TYPE equals 19, | RELATED FACTORS-PERSON LEVEL must not equal 11, 19, 22, 53, 56, 69-71. |
| (D060) 44. PERSON TYPE equals 01, and NON-CDL LICENSE STATUS equals 1-8; or COMMERCIAL MOTOR VEHICLE LICENSE STATUS equals 1-8, and PERSON TYPE equals 01, | AGE should not be less than 15. |

	IF	THEN
(D090)	45. VIOLATIONS CHARGED equals, 11-19, and PERSON TYPE equals 01,	POLICE REPORTED ALCOHOL INVOLVEMENT should equal 1.
(P010)	46. PERSON TYPE equals 01,	AGE should not be less than 12.
(P020)	47. PERSON TYPE equals 02, 09, and RESTRAINT SYSTEM USE equals 04,	AGE should be less than 05, or equal to 99.
(P030)	48. PERSON TYPE equals 01,	SEATING POSITION should not equal 12-19.
(P040)	49. PERSON TYPE equals 02, 09,	SEATING POSITION should not equal 11.
(P070)	50. POLICE REPORTED ALCOHOL INVOLVEMENT equals 1, and PERSON TYPE equals 01, 03-19,	ALCOHOL TEST RESULTS should not equal 95-96.
(P130)	51. BODY TYPE equals 60-66, 71-72, 78-79, and PERSON TYPE equals 01, and INJURY SEVERITY equals 4,	FATAL INJURY AT WORK should equal 1.
(P180)	52. PERSON TYPE equals 01, and AGE is less than 09,	BODY TYPE should not equal 90.
(P190)	53. PERSON TYPE equals 01-05, 08-09,	RESTRAINT SYSTEM USE should not equal 06.
(V050)	54. PERSON TYPE equals 01-02, 09, and RESTRAINT SYSTEM USE equals 05, 15,	BODY TYPE should equal 80-83, 88-91.

Special Processing Rules:

	IF	THEN
(3H0F) 1.	DRIVER PRESENCE equals 1,	there must be one and only one Person Level form for that vehicle with PERSON TYPE equal to 01, or there must be no Person Level form or that vehicle with PERSON TYPE equal to 01 and at least two Person Level forms for that vehicle with PERSON TYPE equal to 09.
(4H0F) 2.	DRIVER PRESENCE equals 2, 9,	there must not be a Person Level form for that vehicle with PERSON TYPE equal to 01.
(550F) 3.	FIRST HARMFUL EVENT equals 08,	at least one person must have PERSON TYPE equal to 05.
(560F) 4.	FIRST HARMFUL EVENT equals 09,	at least one person must have PERSON TYPE equal to 06-07.
(570F) 5.	FIRST HARMFUL EVENT equals 05-06, 47,	at least one PERSON TYPE equal to 01-02, 09 must have INJURY SEVERITY equal to 1-5, or blank.
(590F) 6.	FIRST HARMFUL EVENT equals 15,	at least one Person Level form must have a PERSON TYPE of 03-04, 08.
(5Z0F) 7.	MOST HARMFUL EVENT equals 08,	at least one person must have PERSON TYPE equal to 05.
(6Z0F) 8.	MOST HARMFUL EVENT equals 09,	at least one person must have PERSON TYPE equal to 06-07.
(7Z0F) 9.	MOST HARMFUL EVENT equals 05-06, 47,	at least one occupant of this vehicle (PERSON TYPES 01-02, 09) must have INJURY SEVERITY equal to 1-5, or blank.
(8Z0F) 10.	MOST HARMFUL EVENT equals 15,	at least one Person Level form must have a PERSON TYPE of 03-04, 08.

IF**THEM**

(A930) 11. HIT-AND-RUN equals 2,

there should be at least one
PERSON TYPE equal to 03-08,
19.

(FP0F) 12. If PERSON TYPE is blank, case status is flawed.

SEATING POSITION

Format: 2 numeric

Element Values:

Blanks

- 00 Non-Motorist
- 11 Front Seat – Left Side (Driver’s Side)
- 12 Front Seat – Middle
- 13 Front Seat – Right Side
- 18 Front Seat – Other
- 19 Front Seat – Unknown
- 21 Second Seat – Left Side
- 22 Second Seat – Middle
- 23 Second Seat – Right Side
- 28 Second Seat – Other
- 29 Second Seat – Unknown
- 31 Third Seat – Left Side*
- 32 Third Seat – Middle*
- 33 Third Seat – Right Side*
- 38 Third Seat – Other*
- 39 Third Seat – Unknown
- 41 Fourth Seat – Left Side
- 42 Fourth Seat – Middle
- 43 Fourth Seat – Right Side
- 48 Fourth Seat – Other
- 49 Fourth Seat – Unknown
- 50 Sleeper Section of Cab (Truck)
- 51 Other Passenger in enclosed passenger or cargo area
- 52 Other Passenger in unenclosed passenger or cargo area
- 53 Other Passenger in passenger or cargo area, unknown whether or not enclosed.
- 54 Trailing Unit
- 55 Riding on Vehicle Exterior
- 99 Unknown

*These values are unlikely occurrences and will raise an error flag.

Remarks:

Seating position is not applicable to non-motorists; code these “00.”

DO submit person forms for uninjured persons with SEATING POSITION codes of “51-53, 55, or 99” unless they are uninjured bus passengers.

Use Code “51” for bus passengers (including van-based school buses and transit buses.)

Use Codes “51-53” for occupants in the back of trucks including the cargo area.

More than one person may have the same seating position; e.g., child on mother’s lap.

For motorcycles, code the driver “11,” sidecar passenger “12,” passenger behind driver “21,” and passenger on lap of driver (in front of) “11.”

In coupes and other cars designed for only two passengers in front or in back, use codes “11, 13, 21, or 23” when coding occupants.

The codes for ‘other’ seats (i.e., “18, 28, 38 and 48”) are used for persons lying across the seat, for those occasions where there are two or more people sitting in the middle, etc.

Use code “55” for persons on the exterior who are set in motion by the vehicle; e.g., skateboard riders who are in motion by holding on to the vehicle, etc.

Consistency Checks:

	IF	THEN
(1Q0F) 1.	PERSON TYPE equals 01, and BODY TYPE equals 80-83, 88-89,	SEATING POSITION must not equal 00, 12-55, 99.
(1R0P) 2.	SEATING POSITION equals 51, and BODY TYPE equals 24-25, 50-52, 58-59,	INJURY SEVERITY must not equal 0, 9.
(2M0F) 3.	PERSON TYPE equals 01,	SEATING POSITION must not equal 00, 21-55.
(2Q0F) 4.	PERSON TYPE equals 02, 09, and BODY TYPE equals 01-02, 04, 08, 10, 31-33, 39-41, 45, 48-49, 90-91,	SEATING POSITION must not equal 00, 31-50.

	IF	THEN
(3Q0F) 5.	PERSON TYPE equals 02, 09, and BODY TYPE equals 01-16, 19-20, 22-25, 28-33, 39, 41-42, 50-52, 58-59, 65, 80-83, 88-92, 97,	SEATING POSITION must not equal 00, 50.
(3R0P) 6.	AIR BAG AVAILABILITY/ DEPLOYMENT does not equal 30,	SEATING POSITION must not equal 31-55.
(3R1P) 7.	AIR BAG AVAILABILITY/ DEPLOYMENT equals 00,	SEATING POSITION must equal 00.
(3R2P) 8.	SEATING POSITION equals 00,	AIR BAG AVAILABILITY/ DEPLOYMENT must equal 00.
(3S0P) 9.	SEATING POSITION equals 55,	EJECTION must equal 0.
(4Q0F) 10.	PERSON TYPE equals 02, 09, and BODY TYPE equals 80-83, 88-89,	SEATING POSITION must not equal 00, 13-19, 22-50.
(4R0P) 11.	SEATING POSITION equals 54,	VEHICLE TRAILING must not equal 0.
(5Q0F) 12.	PERSON TYPE equals 02, and BODY TYPE equals 24-25, 50-52, 58-59,	SEATING POSITION must not equal 00-50, 52-54, 99.
(6M0F) 13.	PERSON TYPE equals 02, 09,	SEATING POSITION must not equal 00.
(6Q0F) 14.	PERSON TYPE equals 02, 09, and BODY TYPE equals 60-67, 71-72, 78-79,	SEATING POSITION must not equal 00, 31-49.
(6R0P) 15.	SEATING POSITION equals 12, 18, 32, 38, 42, 48, 50, 52,	RESTRAINT SYSTEM USE must not equal 01, 03.
(7N0F) 16.	PERSON TYPE equals 03-08, 19,	SEATING POSITION must not equal 11-55, 99.



	IF	THEN
(7Q0F)	17. PERSON TYPE equals 09, and BODY TYPE equals 24-25, 50-52, 58-59,	SEATING POSITION must not equal 00, 12-50, 52-54.
(970P)	18. MODEL YEAR is known and greater than 1990; and BODY TYPE is 02-09; and SEATING POSITION is 21, 23, 31, 33,	RESTRAINT SYSTEM USE must equal 00, 01-04, 08, 13-14, 99.
(980P)	19. MODEL YEAR is known and greater than 1992; and BODY TYPE is 01-16, 19-25 28-33, 39-42, 45, 48-49, and SEATING POSITION is 21, 23, 31, 33, 41, 43,	RESTRAINT SYSTEM USE must equal 00, 01-04, 08, 13-14, 99.
(P030)	20. PERSON TYPE equals 01,	SEATING POSITION should not equal 12-19.
(P040)	21. PERSON TYPE equals 02, 09,	SEATING POSITION should not equal 11.
(P060)	22. SEATING POSITION equals 41, 43, 51, 53,	RESTRAINT SYSTEM USE should not equal 01, 03.
(P100)	23. SEATING POSITION equals 22, 28,	RESTRAINT SYSTEM USE should not equal 01, 03.
(P220)	24. AIRBAG AVAILABILITY/ DEPLOYMENT equals 01-29, 31-32, 99,	SEATING POSITION should not equal 12, 18-19, 21-23, 28-29.
(V950)	25. VEHICLE MODEL YEAR is less than 1994, and SEATING POSITION equals 31, 33, 39,	RESTRAINT SYSTEM USE should not equal 01, 03, and BODY TYPE should equal 12, 15-16, 19-21.

Special Processing Rules:

(U130)	1. UNLIKELY: SEATING POSITION equals 41-43, 48.
--------	---

RESTRAINT SYSTEM USE

Format: 2 numeric

Element Values:

- Blanks
- 00 None Used – Vehicle Occupant; Not Applicable
- 01 Shoulder Belt
- 02 Lap Belt
- 03 Lap and Shoulder Belt
- 04 Child Safety Seat
- 05 Motorcycle Helmet
- 06 Bicycle Helmet
- 13 Safety Belt Used Improperly
- 14 Child Safety Seat Used Improperly
- 15 Helmets Used Improperly
- 08 Restraint Used – Type Unknown
- 99 Unknown

Remarks:

Code restraint usage for all persons in FARS under this element.

Code this element regardless of whether the vehicle is equipped with manual systems, automatic belts or harnesses, air bags, or any combination of these. We will determine whether the restraint was manual or automatic via the VIN. Even if the VIN is unknown, use this rule.

Example:
 You are coding a driver in vehicle which is indicated by the PAR to have an automatic shoulder harness and a manual belt. The police state that the shoulder harness was used at the time of the crash, but the lap belt was not, and there was no mention of air bag deployment or non-deployment. Code the following:

P10	01 Shoulder Belt
P11	99 – Unknown or Not Applicable

Use the Code “00 - None Used-Vehicle Occupant; Not Applicable” is used if a vehicle occupant did not use a restraint and for non-motorists (except bicyclists and pedal cyclists using helmets).

Code 04 - Child Restraint - There are several types of recognized child restraints. Small, lightweight “infant-only” safety seats are designed for rear-facing only. Larger “convertible” safety seats are used facing rear, but may be turned around to face front when the baby grows large enough. A less familiar restraint is the safety vest, which has a harness, but no stiff shell around the child.

Approved car booster seats (for older/larger children) come in two basic types. Boosters with shields are for use with the vehicle’s lap belt only. Boosters without shields are for use only with the vehicle lap and shoulder belt. These are called “belt positioning boosters” because they position the child to fit the car’s belts better. There is also a variation available which is a booster with a removable shield. The shield should be used or not used depending on what belt system is available in the intended seat position.

Code 05 - Motorcycle Helmet is used only for all types of motorized cycles and snowmobiles (motorcycles, mopeds, minibikes, motor scooters and ATVs).

Code 06 - Bicycle Helmet is used only for bicycle and other pedalcycle riders. This code is not used for motorcycle riders.

The coding scheme on some PARs may offer a choice, such as “seatbelt/harness” or “lap/shoulder” but does not distinguish between “lap belt only,” “shoulder belt only,” or “combination lap and shoulder belt.” If your PAR has such a coding scheme and the officer checks e.g., “seat belt/harness,” then the FARS code should be “08- Restraint Used, Type Unknown” unless the narrative clarifies which type of restraint was used.

Guidelines For Coding Improper Restraint Use:		Type of Restraint Vehicle Equipped With	Proper Coding Of Restraint System Use (P10)
<u>Description of Use</u>			
a. More than one person restrained in one device		01, 02, or 03	13
b. Shoulder belt cut, altered or placed behind occupant’s back, while lap belt portion secured		01, 02, 03	02
c. Shoulder belt only placed behind occupant’s back		01	00
d. Lap belt only buckled underneath person		02	00
e. Child safety seat not secured properly (Child secured in seat)		04	14
f. Child not properly secured in existing child safety seat		04	14
g. Seat other than a child safety seat used; NOT secured with belt		01, 02, 03	00
h. Seat other than a child safety seat used; secured with belt		01, 02, 03	13
i. Shoulder, lap, or lap & shoulder used to secure child requiring child safety seat		01, 02, 03	01, 02, 03
j. Unapproved/motorcycle or bicycle helmet improperly worn		05, 06	15

Guidelines When Police and EMS/M.E. Differ:

Occasionally, information from EMS personnel or medical examiners (M.E.) includes statements about restraint use or presence. If these people were in a position to have information when the investigating officer(s) could not (e.g., EMS arrived and removed victims from vehicles before police arrived or the medical examiner reports definite indications of belt usage), then the EMS/M.E. assessment may override the PAR assessment of RESTRAINT SYSTEM USE. **Make sure to note the arrival times of Police and EMS before making a decision.**

Rules of thumb are as follows, unless you have information to the contrary:

If the M.E./EMS report that a restraint was used but the PAR/Police report “NOT USED” or “UNKNOWN,” then accept the EMS/M.E. assessment. On the other hand, if the M.E./EMS report “NOT USED” but the PAR/Police report that a restraint was used, then try to verify the police assessment that a restraint was used. If the PAR/Police report that a restraint was used or was not used but the EMS/M.E. report “UNKNOWN,” then accept the Police assessment.

Consistency Checks:

	IF	THEN
(2R0P) 1.	RESTRAINT SYSTEM USE equals 01-04, 06, 13-14,	BODY TYPE must not equal 80-83, 88-89, 91.
(2S0P) 2.	RESTRAINT SYSTEM USE equals 05,	AIR BAG AVAILABILITY/ DEPLOYMENT must equal 30.
(2T0P) 3.	RESTRAINT SYSTEM USE equals 06,	AIR BAG AVAILABILITY/ DEPLOYMENT must equal 00.
(3M0F) 4.	PERSON TYPE equals 01,	RESTRAINT SYSTEM USE must not equal 04, 06, 14.
(6R0P) 5.	SEATING POSITION equals 12, 18, 32, 38, 42, 48, 50, 52, 54-55,	RESTRAINT SYSTEM USE must not equal 01, 03.
(8N0F) 6.	PERSON TYPE equals 03-05, 08,	RESTRAINT SYSTEM USE must equal 00.
(8T0F) 7.	RESTRAINT SYSTEM USE, equals 06,	PERSON TYPE must equal 06-07.

	IF	THEN
(970P)	8. MODEL YEAR is known and is greater than 1990; and BODY TYPE is 02-09; and SEATING POSITION is 21, 23, 31, 33,	RESTRAINT SYSTEM USE must equal 00, 01-04, 08, 13-14, 99.
(980P)	9. MODEL YEAR is known and is greater than 1992; and BODY TYPE is 01-16, 19-25, 28-33, 39-42, 45, 48-49, and SEATING POSITION is 21, 23, 31, 33, 41, 43,	RESTRAINT SYSTEM USE must equal 00, 01-04, 08, 13-14, 99.
(P020)	10. PERSON TYPE equals 02, 09, and RESTRAINT SYSTEM USE equals 04,	AGE should be less than 05, or equal to 99.
(P050)	11. EJECTION equals 1,	RESTRAINT SYSTEM USE should not equal 01-04, 08.
(P060)	12. SEATING POSITION equals 41, 43, 51, 53,	RESTRAINT SYSTEM USE should not equal 01, 03.
(P100)	13. SEATING POSITION equals 22, 28,	RESTRAINT SYSTEM USE should not equal 01, 03.
(P190)	14. PERSON TYPE equals 01-05, 08-09,	RESTRAINT SYSTEM USE should not equal 06.
(V050)	15. PERSON TYPE equals 01-02, 09, and RESTRAINT SYSTEM USE equals 05, 15,	BODY TYPE should equal 80-83, 88-89, 90-91.
(V950)	16. VEHICLE MODEL YEAR is less than 1994, and SEATING POSITION equals 31, 33, 39,	RESTRAINT SYSTEM USE should not equal 01, 03, and BODY TYPE should equal 12,15-16,19-21.

Special Processing Rules:

	IF	THEN
(D570)	1. VIOLATIONS CHARGED equals 83,	not all occupants of this vehicle should have RESTRAINT SYSTEM USE equal 01-05, 08.
(U170)	2. UNLIKELY: RESTRAINT SYSTEM USE equals 1.	

AIR BAG AVAILABILITY/DEPLOYMENT
--

Format: 2 numeric

Element Values:

- | | |
|-------------------------------------|---|
| Blanks | |
| 00 | Non Motorist |
| DEPLOYED (For This Seat) | |
| 01 | From the FRONT |
| 02 | From the SIDE |
| 07 | From OTHER Direction |
| 08 | From MULTIPLE Direction |
| 09 | From UNKNOWN Direction |
| NOT DEPLOYED (For This Seat) | |
| 20 | Air bag Available – NO DEPLOYMENT |
| 28 | Air bag Available – SWITCHED OFF |
| UNKNOWN IF DEPLOYED | |
| 29 | Airbag Available – UNKNOWN IF DEPLOYED |
| NOT AVAILABLE | |
| 30 | NOT AVAILABLE (This Seat) |
| 31 | PREVIOUSLY DEPLOYED/NOT REPLACED |
| 32 | DISABLED/REMOVED |
| | |
| 99 | UNKNOWN if Airbag Available (For This Seat) |

Remarks:

This element is used to record air bag availability and deployment for this person. Code this element according to this person's Seating Position, regardless of the motor vehicle's Body Type or the age of the motor vehicle.

Code 00 should be used for any person who is not an occupant of a motor vehicle in transport.

Codes 01-09 are used only if you have indication in the PAR or from EMS that an air bag deployed for this occupant's seat position (not for others in the vehicle.) There may be multiple air bags available for this occupant's seat position. For simplicity, these are grouped into FRONT ("01"), SIDE ("02") and OTHER ("07") air bags.

Code "01, 02 or 07" is used if you have any information indicating that at least one air bag deployed for this person from only one of these directions.

Code "08" is used if your information indicates that air bags deployed from more than one direction (e.g., SIDE and FRONT) for this seat position.

Code "09" is used if an air bag did deploy for this person, but you have no information on the direction from which the bag deployed.

Code 20 is used only if (the police or EMS note that) the vehicle is equipped with an air bag (air bags) for this occupant's position, but it (they) did not deploy in this accident.

Code 28 is used when the police or EMS state that the air bag for this occupant's position was switched off and did not deploy.

Code 29 is used if your information indicates that an air bag (air bags) is (are) available for this occupant's position, but you have no information on whether it deployed or not.

Code 30 is used for all seating positions that are not equipped with an air bag(s). Also use this code for every seating position in vehicles that do not come equipped with air bags in any position (e.g., motorcycles, early-model passenger cars, etc.)

Code 31 is used when information indicates that the air bag(s) for this occupant's position was not available in this accident because it had deployed in an earlier incident and was never replaced.

Code 32 is used when information indicates that the air bag for this occupant was unavailable because it had been stolen, tampered with so that it did not operate properly, or was otherwise disabled; except by use of a cut-off switch.

Code 99 is used if it is not known whether an air bag exists for this occupant's seating position.

Consistency Checks:

	IF	THEN
(2S0P)	1. RESTRAINT SYSTEM USE equals 05,	AIR BAG AVAILABILITY/ DEPLOYMENT must equal 30.
(2T0P)	2. RESTRAINT SYSTEM USE equals 06,	AIR BAG AVAILABILITY/ DEPLOYMENT must equal 00.
(2U0P)	3. BODY TYPE equals 80-83, 88-91,	AIR BAG AVAILABILITY/ DEPLOYMENT must equal 30.
(3R0P)	4. AIR BAG AVAILABILITY/ DEPLOYMENT does not equal 30,	SEATING POSITION must not equal 31-55.
(3R1P)	5. AIR BAG AVAILABILITY/ DEPLOYMENT equals 00,	SEATING POSITION must equal 00.
(3R2P)	6. SEATING POSITION equals 00,	AIR BAG AVAILABILITY/ DEPLOYMENT must equal 00.
(9N0F)	7. PERSON TYPE equals 03-08, 19,	AIR BAG AVAILABILITY/ DEPLOYMENT must equal 00.
(BP0P)	8. PERSON TYPE equals 01-02, 09,	AIR BAG AVAILABILITY/ DEPLOYMENT must not equal 00.
(P220)	9. AIRBAG AVAILABILITY/ DEPLOYMENT equals 01-29, 31-32, 99,	SEATING POSITION should not equal 12, 18-19, 21-23, 28-29.
(V320)	10. BODY TYPE equals 50-52, 58-66, 71-79,	AIR BAG AVAILABILITY/ DEPLOYMENT should equal 30.

EJECTION

Format: 1 numeric

Element Values:

- | | |
|-------|-------------------------------|
| Blank | |
| 0 | Not Ejected or Not Applicable |
| 1 | Totally Ejected |
| 2 | Partially Ejected |
| 9 | Unknown |

Remarks:

<p>If no information is provided in the accident reports, assume that EJECTION is not applicable.</p> <p>Ejection refers to persons being completely thrown from a compartment of the vehicle (including the bed of pickup trucks) during the course of the crash. This includes occupants of Jeeps, Go Carts, Snowmobiles, and three- or four-wheel ATVs.</p> <p>Ejection is not applicable to persons riding on the exterior of a vehicle, to motorcycle occupants, or to non-motorists. Exterior of vehicle includes running boards, roof, fenders and bumpers, but not the bed of pickup trucks.</p>	
--	--

Consistency Checks:

	IF	THEN
(2P0F) 1.	PERSON TYPE equals 03-08, 19,	EJECTION must equal 0.
(3S0P) 2.	SEATING POSITION equals 55,	EJECTION must equal 0.
(4S0P) 3.	BODY TYPE equals 80-83, 88-89,	EJECTION must equal 0.
(6S0P) 4.	EJECTION equals 1,	EXTRICATION must not equal 1, 9.
(BA0P) 5.	EJECTION equals 0,	EJECTION PATH must equal 0.

	IF	THEN
(BB0P)	6. EJECTION equals 1-2, 9,	EJECTION PATH must equal 1-9, or blank.
(BC0P)	7. EJECTION PATH equals 1-9,	EJECTION equals 1-2, 9.
(P050)	8. EJECTION equals 1,	RESTRAINT SYSTEM USE should not equal 01-04, 08.

EJECTION PATH

Format: 1 numeric

Element Values:

- Blank
- 0 Not Ejected/Not Applicable
- 1 Through Side Door Opening
- 2 Through Side Window
- 3 Through Windshield
- 4 Through Back Window
- 5 Through Back Door/Tailgate Opening
- 6 Through Roof Opening (sunroof, convertible top down)
- 7 Through Roof (convertible top up)
- 8 Other Path (e.g., back of pick-up truck)
- 9 Unknown/Unknown Path

Remarks:

If no information is provided in the accident reports, assume that EJECTION is not applicable Use the following table as a guideline:

Ejection Path Guidelines		
Path		Guideline
1.	Through side door opening	all side doors
2.	Through side window	all side windows, first, second, third rows, bus side windows
3.	Through windshield	front windshield only
4.	Through back window	standard rear window, back window of Bronco, van
5.	Through back door/tailgate opening	station wagon tailgate, back door of truck, back door of bronco, van
6.	Through roof opening	(sunroof, convertible top down) t-top, targa top
7.	Through roof	(convertible top up)
8.	Other path	(back of pick-up truck) torn-off roof, car cut in half
9.	Unknown/Unknown Path	driver's side, unspecified; passenger's side unspecified.

Consistency Checks:

	IF	THEN
(BA0P)	1. EJECTION equals 0,	EJECTION PATH must equal 0.
(BB0P)	2. EJECTION equals 1-2, 9,	EJECTION PATH must equal 1-9, or blank.
(BC0P)	3. EJECTION PATH equals 1-9,	EJECTION must equal 1-2, 9.
(BE0P)	4. BODY TYPE equals 80-83, 88- 89,	EJECTION PATH must equal 0.
(BF0F)	5. PERSON TYPE equals 03-08, 19,	EJECTION PATH must equal 0.

EXTRICATION

Format: 1 numeric

Element Values:

- | | |
|-------|----------------------------------|
| Blank | |
| 0 | Not Extricated or Not Applicable |
| 1 | Extricated |
| 9 | Unknown |

Remarks:

If no information is provided in the accident reports, assume that EXTRICATION is not applicable.

Extrication refers to the use of equipment or other force to remove persons from the vehicles; i.e., more than just lifting or carrying person out of wreckage. If the police officer uses the word “extricated” to indicate occupant removal, then this is sufficient information to use code “1,” even if no mention of equipment is made. The only exception to this is if the analyst knows the officer used the term “extrication” incorrectly. However, if the officer uses the term “pinned” or “wedged” or something similar, then the officer must indicate that equipment was used to remove the occupant.

The “Unknown” code (“9”) is to be used when the officer states that the occupant is “pinned” or “wedged,” etc., and suggests that the occupant may have been removed with force, but does not make it clear whether equipment was used or not.

This field is not applicable to motorcycle riders or to non-motorists.

Consistency Checks:

	IF	THEN
(5S0P) 1.	BODY TYPE equals 80-83, 88-89,	EXTRICATION must equal 0.
(6S0P) 2.	EJECTION equals 1,	EXTRICATION must not equal 1, 9.
(9P0F) 3.	PERSON TYPE equals 03-08, 19,	EXTRICATION must not equal 1, 9.

NON-MOTORIST LOCATION

Format: 2 numeric

Element Values:

- Blanks
- 00 Not Applicable – Vehicle Occupant
- 01 Intersection – In Crosswalk
- 02 Intersection – On Roadway, Not in Crosswalk
- 03 Intersection – On Roadway, Crosswalk not Available
- 04 Intersection – On Roadway, Crosswalk Availability Unknown
- 05 Intersection – Not on Roadway
- 09 Intersection – Unknown

- 10 Non-Intersection – In Crosswalk
- 11 Non-Intersection – On Roadway, Not in Crosswalk
- 12 Non-Intersection – On Roadway, Crosswalk not Available
- 13 Non-Intersection – On Roadway, Crosswalk Availability Unknown
- 14 Non-Intersection – In Parking Lane*
- 15 Non-Intersection – On Road Shoulder
- 16 Non-Intersection – Bike Path*
- 17 Non-Intersection – Outside Trafficway
- 18 Non-Intersection – Other, Not on Roadway
- 19 Non-Intersection – Unknown

- 99 Unknown

Remarks:

*** These values are unlikely occurrences and will raise an error flag.**

This field is only applicable to non-motorists and refers to the location of the non-motorist at the time of the accident.

Codes 01 - 09 are used when the non-motorist is in the vicinity of the intersection.

Codes 01, 02 can only be used when you know that a crosswalk exists at the intersection.

Code 03 is used when a crosswalk does not exist at this intersection. (Remember, we begin with the assumption a crosswalk may exist at an intersection location.)

Code 04 is used when you know that the non-motorist is at the intersection AND on the roadway but you are NOT sure whether or not a crosswalk is available for them to use.

Code 05 is used when you know the non-motorist is at the intersection and NOT on the roadway. For example, if the non-motorist is on the sidewalk, median, island, etc.

Code 09 is used when all you know is the non-motorist is at the intersection. You don't know whether: there is a crosswalk, they were on the sidewalk, they were on the roadway or not, etc.

Codes 10 - 19 are used when you know the non-motorist was NOT at an intersection.

Use codes 10 & 11 when you know that a crosswalk exists at the non-intersection; for example, a mid-block crosswalk.

Use code 12 when we have no information about a mid-block crosswalk. (This assumes that a crosswalk will most likely not exist in a mid-block area, unless otherwise noted.)

Use code 13 when there is some information (possibly conflicting) that leads you to believe that there may be a mid-block crosswalk at this intersection.

Use code 18 when the non-motorist is NOT at an intersection and NOT on the roadway. For example, when the non-motorist is on the sidewalk, median, island, etc., this code should be used.

Use code 19 when all you know is that the non-motorist is NOT at an intersection. You don't know whether: there is a crosswalk, they were on the sidewalk, they were on the roadway or not, etc.

Code 99, "Unknown" is used when you don't even know whether the non-motorist was at an intersection or not.

Consistency Checks:

	IF	THEN
(1P0F) 1.	PERSON TYPE equals 03-08, 19,	NON-MOTORIST LOCATION must not equal 00.
(4M0F) 2.	PERSON TYPE equals 01-02, 09,	NON-MOTORIST LOCATION must not equal 01-19, 99.

Special Processing Rules:



	IF	THEN
(440F) 1.	FIRST HARMFUL EVENT equals 08-09, 15, and RELATION TO ROADWAY equals 01,	there must be at least one Person Level form with NON-MOTORIST LOCATION equal to 01-04, 09-14, 19, 99.
(450F) 2.	FIRST HARMFUL EVENT equals 08-09, 15, and RELATION TO ROADWAY equals 07,	there must be at least one Person Level form with NON-MOTORIST LOCATION equal to 14.
(460F) 3.	FIRST HARMFUL EVENT equals 08-09, 15, and RELATION TO ROADWAY equals 02,	there must be at least one Person Level form with NON-MOTORIST LOCATION equal to 05, 15.
(470F) 4.	FIRST HARMFUL EVENT equals 08-09, 15, and RELATION TO ROADWAY equals 03, 08, 10-11,	there must be at least one Person Level form with NON-MOTORIST LOCATION equal to 05, 15, 18, 99.
(480F) 5.	FIRST HARMFUL EVENT equals 08-09, 15, and RELATION TO ROADWAY equals 04, 06,	there must be at least one Person Level form with NON-MOTORIST LOCATION equal to 05, 09, 16, 18-19, 99.
(490F) 6.	FIRST HARMFUL EVENT equals 08-09, 15, and RELATION TO ROADWAY equals 05,	there must be at least one Person Level form with NON-MOTORIST LOCATION equal to 17.
(530F) 7.	FIRST HARMFUL EVENT equals 08-09, 15 and RELATION TO ROADWAY equals 99,	there must be at least one Person Level form with NON-MOTORIST LOCATION equal to 09, 19, 99.
(U150) 8.	UNLIKELY: NON-MOTORIST LOCATION equals 14, 16.	

POLICE-REPORTED ALCOHOL INVOLVEMENT

Format: 1 numeric

Element Values:

- Blank
- 0 No (Alcohol Not Involved)
- 1 Yes (Alcohol Involved)
- 8 Not Reported
- 9 Unknown (Police Reported)

Remarks:

Only use the police accident report to code these elements. Do not change the coding of this element because a positive alcohol test is obtained. This element will be coded independently from P18-ALCOHOL TEST TYPE/RESULTS.

Code 1 is used only if the police accident report explicitly states or implies that alcohol was present.

If the police officer indicates that a pre-arrest breath test was given and a “positive” indication was received, code P16 as “1.” Anytime an officer’s judgment contradicts a pre-arrest test, the officer’s judgment will be the determining factor.

If there is no indication on the police accident report of whether alcohol was present or not (e.g., alcohol field left blank or no statements), use code “8.”

Code 9 is used only if the police reported alcohol involvement as unknown.

There are instances when the police do not indicate in the PAR. whether alcohol was involved or not, but they do mention that a test was given or ordered. Use code “8” for these instances.

FOR EXAMPLE: The police may only say that an evidential test was ordered for a driver without indicating that they suspected alcohol or what the result was. The use of passive alcohol sensors (PAS) may also be mentioned as used by the police, without mention of the result.

When Police Reported Alcohol Involvement (P16) is coded “8-Not Reported” or “9-Unknown,” Method of Alcohol Determination (P17) codes “1-8” are allowed. However, this should only happen when the method is stated by the police, but the involvement is not mentioned at all or stated as unknown.

Consistency Checks:

	IF	THEN
(8S0P) 1.	METHOD OF ALCOHOL DETERMINATION equals 9,	POLICE-REPORTED ALCOHOL INVOLVEMENT must equal 0-1, 8-9.
(D090) 2.	VIOLATIONS CHARGED equals 11-19, and PERSON TYPE equals 01,	POLICE-REPORTED ALCOHOL INVOLVEMENT should equal 1.
(P070) 3.	POLICE-REPORTED ALCOHOL INVOLVEMENT equals 1, and PERSON TYPE equals 01, 03-19,	ALCOHOL TEST RESULT should not equal 95-96.
(P110) 4.	METHOD OF ALCOHOL DETERMINATION equals 1-5, 8,	POLICE-REPORTED ALCOHOL INVOLVEMENT should equal 0-1.
(P200) 5.	POLICE REPORTED ALCOHOL INVOLVEMENT equals 8-9,	METHOD OF ALCOHOL DETERMINATION should equal 9.
(P300) 6.	POLICE REPORTED ALCOHOL INVOLVEMENT equals 1, and INJURY SEVERITY equals 4,	ALCOHOL TEST RESULTS should not equal 95-96.

METHOD OF ALCOHOL DETERMINATION

(BY POLICE)

Format: 1 numeric

Element Values:

- Blank
- 1 Evidential Test (breath, blood, urine)
- 2 Preliminary Breath Test (PBT)
- 3 Behavioral
- 4 Passive Alcohol Sensor (PAS)
- 5 Observed
- 8 Other (e.g., Saliva test)
- 9 Not Reported

Remarks:

This variable is coded for each person involved in the accident. The purpose of this variable is to record the method by which the police made the determination as to whether alcohol was involved or not. It is used primarily when the Police Reported Alcohol Involvement variable (P16) is coded as "0-No (Alcohol Not Involved)" or "1-Yes (Alcohol Involved)."

Whenever P16 is coded "0-Alcohol Not Involved," try to find out how the police knew this. When P16 is coded "1-Alcohol Involved," try to determine how the police knew this.

If P16 is coded as "8-Not Reported" or "9-Unknown (Police Reported)," then P17 is coded as "9-Not Reported." If more than one method is used by the police to determine alcohol involvement choose the method the police refer to when they record their assessment. If more than one method is used and they do not state which method was the basis for their alcohol determination, code the highest-ranking method used from the hierarchy (the highest ranking is "1"; the lowest is "5").

1- Evidential Test (Breath, Blood, Urine)

This is coded if P16 is coded “0” or “1” and the police indicate that they ordered an evidential test and their determination of alcohol involvement was based on the results of that test.

An evidential test can be a breath test on a state-approved breath test device, a blood test, or a urine test. No other tests are considered evidential.

The key in coding evidential test as the basis for the police alcohol assessment is the ordering of the test by the police. A routine test performed by a coroner or medical examiner that was not ordered by the police is not considered as evidential for the purposes of the variable.

2 – Preliminary Breath Test (PBT)

This is coded if P16 is “0” or “1” and the police indicate that alcohol involvement was based upon the results of a preliminary breath test, or PBT. Preliminary breath testing devices are not yet considered evidential tests, but merely as tools for the police to help them determine whether alcohol is present or not. Many PBTs only indicate whether alcohol is present in the breath by pass (green) or fail (red) lights. Other PBTs indicate the approximate BAC in numbers. Some PBTs are of evidential quality in some States. But if the device was used only as a preliminary test and not the evidential test, then this value should be coded.

The key to coding this is the definite indication by the police that a PBT was used and was the basis (or the clinching evidence) that a driver had been drinking or not.

3 - Behavioral

This is coded if P16 is “0” or “1” and the police indicate that the basis for that alcohol assessment was the behavior by the driver during a field sobriety test.

Examples of field sobriety tests include the gaze nystagmus test, walking in a straight line, one leg stand, etc.

Do not confuse “3-Behavioral” with “5-Observed.”

4 – Passive Alcohol Sensor (PAS)

This is coded if P16 is “0” or “1” and the police indicate that alcohol involvement was based upon the results of a passive alcohol sensor, or “sniffer.”

The PAS devices available and in use by police are devices that look like flashlights and when held within 6 inches of the driver’s mouth will detect alcohol in the breath while the driver is talking. The PAS is not considered an evidential test nor a PBT. It is not really a test, but a detector or an extension of the police officer’s senses. The PAS devices are usually PASS/FAIL indicators with a red light indicating alcohol on the breath.

The key to coding this attribute is the indication by the police that a PAS was used and was the basis for coding “0-No” or “1-Yes” for Police Reported Alcohol Involvement.

5 - Observed

This is coded if P16-Police Reported Alcohol Involvement is “0” or “1” and the police indicate that the basis for their alcohol assessment was some observation of the driver. Do Not Confuse “5-Observed” with “3-Behavioral.” Examples of observations would be:

- smelling alcohol on the driver’s breath
- staggering, slurring of speech
- the driver admitting he had been drinking
- other observations described by the police that would not be considered field sobriety tests

Be careful not to simply assume that this is the appropriate code when some other method may have been used (e.g. breath test, PBT, PAS).

8 - Other

This is coded if P16 is “0” or “1” and the police indicate that the basis for alcohol determination was something other than the codes “1, 2, 3, 4 and 5” described above.

Examples of “8-Other” methods include:

- results of a saliva test
- results of other tissue tests

The key to coding this element is the description by the police of some other method of alcohol determination that does not fall into codes “1-5.”

See the paragraph below on Witness Statements.

9 – Not Reported

This is coded if P16 is “8” or “9.” It is also coded if P16 is “0” or “1” and there is no indication in the police report or any documents as to how the police made the alcohol assessment.

See the paragraph below on Witness Statements.

Witness Statements:

Witness Statements may or may not be used by the police to make a determination of alcohol involvement. If the police did use witness statements alone to make a determination of alcohol involvement, use code “8-Other.”

If the police mention, but did not use witness statements and there is no other indication of how a determination was made, use code “9 -Not Reported.”

There are instances when the police do not indicate in the PAR whether alcohol was involved or not, but they do mention that a test was given or ordered.

FOR EXAMPLE : The police may only say that an evidential test was ordered for a driver without indicating that they suspected alcohol or what the result was. The use of passive alcohol sensors (PAS) may also be mentioned as used by the police, without mention of the result.

Codes 1 - 8 are allowed to be used for METHOD OF ALCOHOL DETERMINATION (P17) when POLICE REPORTED ALCOHOL INVOLVEMENT (P16) is coded as “8-Not Reported” or “9-Unknown,” if this fits the case.

This should only happen when the method is stated by the police, but the involvement is not mentioned at all or stated as unknown.

Consistency Checks:

	IF	THEN
(8S0P)	1. METHOD OF ALCOHOL DETERMINATION equals 9,	POLICE REPORTED ALCOHOL INVOLVEMENT must equal 0-1, 8-9.
(P110)	2. METHOD OF ALCOHOL DETERMINATION equals 1-5, 8,	POLICE REPORTED ALCOHOL INVOLVEMENT should equal 0-1.
(P200)	3. POLICE REPORTED ALCOHOL INVOLVEMENT equals 8-9,	METHOD OF ALCOHOL DETERMINATION should equal 9.

ALCOHOL TEST TYPE/RESULT

Format: 1 set 1 numeric, 1 set 2 numeric

Element Values:

Blanks

Alcohol Test Type

0	Not Tested for Alcohol
1	Whole Blood
2	Breath "BAC"
3	Urine
4	Vitreous
5	Blood Plasma/Serum
6	Blood Clot
7	Liver
8	Other Test Type
9	Unknown/ <i>Not Reported</i>

Alcohol Test Result

00-93	Actual Value
94	.94 or Greater
95	Test Refused
96	None Given
97	AC Test Performed, Results Unknown
99	Unknown If Tested



Remarks:

Do not convert the test results for urine, vitreous or other test types. Code the type of test and the results obtained without conversion.

Note that there are test types for Whole Blood ("1"), Blood Plasma or Serum ("5") and Blood Clot ("6"). If the Coroner, Medical Examiner or State Lab reports that the test was a "blood" test, this most likely refers to Whole Blood, but you should try to verify this. If the test was performed on whole blood, or if you know the results are already converted to a BLOOD ALCOHOL CONCENTRATION (BAC), then code TEST

TYPE as “1-Whole Blood” and code the actual value BAC in TEST RESULT (i.e., If the BAC result is 0.00%, then enter “00” as the code). If the report does not state the actual BAC, but does state that it is less than 0.01%, then code ALCOHOL TEST RESULT as “00.”

ALCOHOL TEST RESULT of “01” is a low probability and will raise an error flag.

Any BAC test result reported to you in 3 decimal places should be truncated, but not rounded. For example, a reported “.099” becomes “.09.” The reason for truncating is that the accuracy of most testing devices is only reliable to two decimal places, so the third decimal place is meaningless.

For fatalities, no time constraints are placed on when the alcohol test is taken. For non-fatalities, you should consider whether the test was done within a reasonable time after the accident, although no time constraints are placed on when the alcohol test is taken.

Computed Estimates of BACs

An expert may calculate an estimate of what the BAC would have been at the time of the crash (i.e., toxicologist uses the lapse time from crash and the victim’s weight to calculate the BAC). You may accept these results if the following are all true:

- Results were reported by someone with the authority in your state to make this determination; and
- the result is considered official in your state; and
- you can support the result with official documentation or it is reported on the PAR (may vary from state-to-state).

If BAC is not known, but you have the % alcohol from a different sample, then code TEST TYPE for the type of sample taken and code TEST RESULT as the actual % alcohol from that sample.

For example, if BAC is not known, but:

- a. If % alcohol from a urine sample is known, then code TEST TYPE as “3” and code the actual % alcohol from the urine sample in TEST RESULT.
- b. If % alcohol from a vitreous test is known, then code TEST TYPE as “4” and code the actual % alcohol from vitreous in TEST RESULT.

Breath Tests:

Code TEST TYPE as “2” if you have a result from an evidential breath test (a breath test performed on a State-approved breath test device). Usually, results from a Preliminary Breath Test (PBT) device are not considered evidential. Some PBTs are of evidential quality in some States; but if the device was used only as a preliminary test and not an evidential test, then do not use code “2.”

Usually, if more than one type of test is performed on the same person, a Whole Blood Test, a Blood Plasma or Blood Serum Test is preferred over other tests. There is an exception if you have information that casts clear doubt on the validity or reliability of

the Blood Test. This might include information that:

- the test was spoiled;
- the sample was contaminated;
- the test was performed on a live victim unreasonably long after the accident; or
- the lab, coroner, or medical examiner expresses doubt in their result from a blood test.

Alcohol Test Result Code “97” refers to alcohol content tests that were performed but the results are unknown.

If you have an alcohol test result, but you don’t know the type of test, then code ALCOHOL TEST TYPE as “9” and code the result in ALCOHOL TEST RESULT. If you don’t know whether this person was tested for alcohol, then code ALCOHOL TEST TYPE as “9” and code ALCOHOL TEST RESULT as “99.”

If no test was performed on this person, or if this person refused to take a test for alcohol, then code ALCOHOL TEST TYPE as “0.” Code ALCOHOL TEST RESULT as “96” or “95,” accordingly.

CODING HIERARCHY: When more than one alcohol test exists, use the following hierarchy: Whole Blood, Blood Plasma/Serum, Breath “BAC,” Vitreous, Urine, Blood Clot, Liver, Other Test Type.

Consistency Checks:

	IF	THEN
(5T0P) 1.	ALCOHOL TEST RESULT equals 00-94, 97,	ALCOHOL TEST TYPE must equal 1-9.
(5T1P) 2.	ALCOHOL TEST RESULT equals 96,	ALCOHOL TEST TYPE must equal 0.
(5T2P) 3.	ALCOHOL TEST TYPE equals 1-8,	ALCOHOL TEST RESULT must equal 00-94, 97.
(5T3P) 4.	ALCOHOL TEST TYPE equals 0,	ALCOHOL TEST RESULT must equal 95-96.
(5T4P) 5.	ALCOHOL TEST RESULT equals 95,	ALCOHOL TEST TYPE must equal 0.
(5T5P) 6.	ALCOHOL TEST RESULT equals 99,	ALCOHOL TEST TYPE must equal 9.

	IF	THEN
(5T6P) 7.	ALCOHOL TEST TYPE equals 9,	ALCOHOL TEST RESULTS must equal 00-94, 97, 99.
(P070) 8.	POLICE-REPORTED ALCOHOL INVOLVEMENT equals 1, and PERSON TYPE equals 01, 03-19,	ALCOHOL TEST RESULTS should not equal 95-96.
(P080) 9.	ALCOHOL TEST RESULTS should not equal 41-94.	
(P300) 10.	POLICE REPORTED ALCOHOL INVOLVEMENT equals 1 and INJURY SEVERITY equals 4,	ALCOHOL TEST RESULTS should not equal 95-96.
(P410) 11.	ALCOHOL TEST RESULT equals 00-94, 97,	ALCOHOL TEST TYPE should equal 1-9.



POLICE-REPORTED OTHER DRUG INVOLVEMENT

Format: 1 numeric

Element Values:

- Blank
- 0 No (other drugs not involved)
- 1 Yes (other drugs involved)
- 8 Not Reported
- 9 Unknown (Police reported as unknown)

Remarks:

This element excludes nicotine, aspirin, alcohol and drugs known to be administered post-crash. Follows the same general guidelines as Police-Reported Alcohol Involvement.

Consistency Checks:

	IF		THEN
(BQ0P) 1.	METHOD OF OTHER DRUG DET. BY POLICE equals 8,		POLICE-REPORTED OTHER DRUG INVOLVEMENT must equal 0-1, 8-9.
(BR0P) 2.	METHOD OF OTHER DRUG DET. BY POLICE equals 1-7,		POLICE-REPORTED OTHER DRUG INVOLVEMENT must equal 0-1, 8.
(P140) 3.	POLICE REPORTED OTHER DRUG INVOLV. equals 8-9,		METHOD OF OTHER DRUG DET. BY POLICE should equal 8.
(P150) 4.	POLICE REPORTED OTHER DRUG INVOLV. equals 1,		DRUG TEST RESULTS should not equal 000.
(P160) 5.	POLICE REPORTED OTHER DRUG INVOLV. equals 1, and METHOD OF OTHER DRUG DET. BY POLICE equals 2,		not all DRUG TEST RESULTS should equal 001.
(P170) 6.	METHOD OF OTHER DRUG DET. BY POLICE equals 1-7,		POLICE-REPORTED OTHER DRUG INVOLV. should equal 0-1.

<h2 style="margin: 0;">METHOD OF OTHER DRUG DETERMINATION BY POLICE</h2>
--

Format: 1 numeric

Element Values:

- | | |
|--------------------------------|--|
| Blank
1
2
3
7
8 | Evidential Test (Blood, Urine)
Drug Recognition Technician (DRT) determination
Behavioral
Other
Not Reported |
|--------------------------------|--|

Consistency Checks:

	IF	THEN
(BQ0P) 1.	METHOD OF OTHER DRUG DET. BY POLICE equals 8,	POLICE-REPORTED OTHER DRUG INVOLVEMENT must equal 0-1, 8-9.
(BR0P) 2.	METHOD OF OTHER DRUG DET. BY POLICE equals 1-7,	POLICE-REPORTED OTHER DRUG INVOLVEMENT must equal 0-1, 8.
(P140) 3.	POLICE-REPORTED OTHER DRUG INVOLV. equals 8-9,	METHOD OF OTHER DRUG DET. BY POLICE should equal 8.
(P160) 4.	POLICE-REPORTED OTHER DRUG INVOLV. equals 1 and METHOD OF OTHER DRUG DET. BY POLICE equals 2,	not all DRUG TEST RESULTS should equal 001.
(P170) 5.	METHOD OF OTHER DRUG DET. BY POLICE equals 1-7,	POLICE-REPORTED OTHER DRUG INVOLVEMENT should equal 0-1.

DRUG TEST TYPE

Format: 1 numeric, occurring three times

Element Values:

Blank
0 Not Tested For Drugs
1 Blood Test
2 Urine Test
3 Both: Blood and Urine Test Performed
7 Unknown Test Type
8 Other Type Test
9 Unknown if tested for Drugs

Remarks:

Drug Test Type refers to the type of test performed at a laboratory to obtain drug information (i.e., A Toxicology Report).

Code “3” is used when both tests appear on a toxicology report (see example for more guidance).

NOTE:

Code “7-Unknown Test Type.” This code is used when it cannot be determined which test was given.

Code “8-Other Type Test” is used when it is neither blood nor urine (ex., tissue).

See the following table - “Guidelines for Interpreting Drug Tests.”

Consistency Checks:

	IF	THEN
(BS0P) 1.	Any DRUG TEST TYPE equals 1-3, 7-8,	the corresponding DRUG TEST RESULTS must not equal 000, 999.
(BT0P) 2.	Any DRUG TEST RESULTS equals 001-998,	the corresponding DRUG TEST TYPE must not equal 0, 9.
(BU0P) 3.	Any DRUG TEST RESULTS equals 999,	the corresponding DRUG TEST TYPE must equal 9.

	IF	THEN
(BV0P)	4. Any DRUG TEST TYPE equals 9,	the corresponding DRUG TEST RESULTS must equal 999.
(BW0P)	5. Any DRUG TEST TYPE equals 0,	the corresponding and subsequent DRUG TEST RESULTS must equal 000.
(BX0P)	6. Any DRUG TEST RESULTS equals 000,	the corresponding and subsequent DRUG TEST TYPE must equal 0.

GUIDELINES FOR INTERPRETING DRUG TESTS

<u>IF YOU HAVE:</u>		<u>GUIDELINES:</u>					
A.	Both Blood and Urine tests and the results are the same for both. Example: Blood – Fentanyl Urine – Fentanyl	Type 3	Result 151	Type 0	Result 000	Type 0	Result 000
B.	Both Blood and Urine tests and the results are different for both. Example: Blood – Hexobarbital Urine – Cocaine	Type 1	Result 333	Type 2	Result 407	Type 0	Result 000
C.	Both Blood and Urine tests and the results are given but not linked to either tests. Example: Results – Codeine and Ibogaine	Type 7	Result 128	Type 7	Result 509	Type 0	Result 000
D.	Blood or Urine tests and other tests, such as vitreous. Example: Blood – Diazepam Vitreous – Cocaine	Type 1	Result 321	Type 8	Result 407	Type 0	Result 000
E.	Urine test only and the results. Example: Urine – Benzodiazepines	Type 2	Result 304	Type 0	Result 000	Type 0	Result 000
F.	Vitreous and other tests only. Example: Vitreous – Amphetamine and Verapamil	Type 8	Result 401	Type 8	Result 996	Type 0	Result 000
G.	Not tests for drugs.	Type 0	Result 000	Type 0	Result 000	Type 0	Result 000
H.	Unknown if tested for drugs.	Type 9	Result 999	Type 0	Result 000	Type 0	Result 000
I.	Test for Drugs, Results Unknown. Example: Blood test – Yes Results – Unavailable	Type 1	Result 997	Type 0	Result 000	Type 0	Result 000
J.	Tests for Drugs, Drugs Found, Type of Drug Unknown. Example: Urine test – yes Drugs found – yes Drug listed - blank	Type 2	Result 998	Type 0	Result 000	Type 0	Result 000

DRUG TEST RESULTS

Format: 3 numeric, occurring three times

	Type	Results	Type	Results	Type	Results
	<input type="checkbox"/>	<input type="text"/> <input type="text"/> <input type="text"/>	<input type="checkbox"/>	<input type="text"/> <input type="text"/> <input type="text"/>	<input type="checkbox"/>	<input type="text"/> <input type="text"/> <input type="text"/>

Element Values:

Blanks

000	Not Tested For Drugs
001	No Drugs Reported
100-295	Narcotic Drug*
300-395	Depressant Drug*
400-495	Stimulant Drug*
500-595	Hallucinogen Drug*
600-695	Cannabinoid Drug*
700-795	Phencyclidine (PCP)*
800-895	Anabolic Steroid
900-995	Inhalant Drug*
996	Other Drug
997	Tested For Drugs, Results Unknown
998	Tested For Drugs, Drugs Found, Type Unknown
999	Unknown If Tested for Drugs

***See Specific Drug Listings**

Remarks:

This element excludes only Nicotine, Aspirin, Alcohol, and (all) drugs, administered after the crash for life-saving purposes by the EMS or hospital.

Use the translation table to assign the three-digit code. If the drug is not on the list, use code "996" Other Drug, except for drug confirmed as "post crash" administered. Caffeine and mild analgesics are coded "996."

Code up to three individual drugs (and their respective test types). When four or more drugs are present, use the categories as a hierarchy (ex. narcotics (100-295) over depressants (300-395) over stimulants (400-495), etc.)

GUIDELINES FOR INTERPRETING DRUG TESTS

IF YOU HAVE:

GUIDELINES:

A.	Both Blood and Urine tests and the results are the same for both. Example: Blood – Fentanyl Urine – Fentanyl	Type 3	Result 151	Type 0	Result 000	Type 0	Result 000
B.	Both Blood and Urine tests and the results are different for both. Example: Blood – Hexobarbital Urine – Cocaine	Type 1	Result 333	Type 2	Result 407	Type 0	Result 000
C.	Both Blood and Urine tests and the results are given but not linked to either tests. Example: Results – Codeine and Ibogaine	Type 7	Result 128	Type 7	Result 509	Type 0	Result 000
D.	Blood or Urine tests and other tests, such as vitreous. Example: Blood – Diazepam Vitreous – Cocaine	Type 1	Result 321	Type 8	Result 407	Type 0	Result 000
E.	Urine test only and the results. Example: Urine – Benzodiazepines	Type 2	Result 304	Type 0	Result 000	Type 0	Result 000
F.	Vitreous and other tests only. Example: Vitreous – Amphetamine and Verapamil	Type 8	Result 401	Type 8	Result 996	Type 0	Result 000
G.	Not tests for drugs.	Type 0	Result 000	Type 0	Result 000	Type 0	Result 000
H.	Unknown if tested for drugs.	Type 9	Result 999	Type 0	Result 000	Type 0	Result 000
I.	Test for Drugs, Results Unknown. Example: Blood test – Yes Results – Unavailable	Type 1	Result 997	Type 0	Result 000	Type 0	Result 000
J.	Tests for Drugs, Drugs Found, Type of Drug Unknown. Example: Urine test – yes Drugs found – yes Drug listed - blank	Type 2	Result 998	Type 0	Result 000	Type 0	Result 000

Use the Guidelines for Coding the Drug Elements on previous page to provide examples of coding.

Consistency Checks:

	IF	THEN
(BS0P)	1. Any DRUG TEST TYPE equals 1-3, 7-8,	the corresponding DRUG TEST RESULTS must not equal 000, 999.
(BT0P)	2. Any DRUG TEST RESULTS equals 001-998,	the corresponding DRUG TEST TYPE must not equal 0, 9.
(BU0P)	3. Any DRUG TEST RESULTS equals 999,	the corresponding DRUG TEST TYPE must equal 9.
(BV0P)	4. Any DRUG TEST TYPE equals 9,	the corresponding DRUG TEST RESULTS must equal 999.
(BW0P)	5. Any DRUG TEST TYPE equals 0,	the corresponding and subsequent DRUG TEST RESULTS must equal 000.
(BX0P)	6. Any DRUG TEST RESULTS equals 000,	the corresponding and subsequent DRUG TEST TYPE must equal 0.
(P150)	7. POLICE-REPORTED OTHER DRUG INVOLVEMENT equals 1,	DRUG TEST RESULTS should not equal 000.
(P160)	8. POLICE-REPORTED OTHER DRUG INVOLVEMENT equals 1, and METHOD OF OTHER DRUG DET. BY POLICE equals 2,	not all DRUG TEST RESULTS should equal 001.

 Alphabetical Drug Index

Acetaminophen + Codeine	100	Butabarbital	307
Acetorphine	101	Butalbitol	308
Acetyl-alpha-methylfentanyl	102	Butorphanol	218
Acetyldihydrocodeine	103	Butly Nitrite	923
Acetylmethadol	104		
Aerosols (hydrocarbon)	940	Camazepam	309
Alfentanil	105	“Cannabinoid, Type Unknown”	695
Allylprodine	106	Carbamate	310
Alpha-methylfentanyl	107	Carfentanil	125
Alpha-methylthiofentanyl	108	Carisoprodol	376
Alphameprodine	109	Cathine (Norpseudoephedrine)	404
Alphamethadol	110	Chloral betaine	311
Alphaprodine	111	Chloralhydrate	312
Alprazolam	300	Chlordiazeproxide	313
Amobarbital	301	Chlorhexadol	314
Amphetamine	401	Chloroform	926
Amphetamine Sulfate	400	Chlorotestosterone	801
Amphetamine Variants	500	Chlorphentermine	405
Amyl Nitrite	921	Chlostebol	802
Anabolic Steroid, Type Unknown	895	Clobazam	315
Anesthetic Gases	920	Clonazepam	316
Anileridine	112	Clonitazene	126
APC + Codeine	113	Clorazepate Dipotassium	317
Aspirin + Codeine	114	Clortermine	406
		Clotiazepam	318
Barbitol	302	Clozaplam	319
Barbiturates	303	Cocaine	407
Benzethidine	115	Codeine	128
Benzitramide	116	Codeine methylbromide	127
Benzodiazepines	304	Cyprenorphine	129
Benzoyllecgonine	402		
Benzphetamine	403	Dehydrochlormethyltestosterone	803
Benzylfentanyl	305	Delorazepam	320
Benzylmorphine	117	Delta 9	600
Beta-hydroxyfentanyl	118	“Depressants, Type Unknown”	395
Betacetylmethadol	119	Desomorphine	130
Betameprodine	120	Dextroamphetamine	408
Betamethadol	121	Dextromoramide	131
Betaprodine	122	Diacetylmorphine	132
Bexitramide	123	Diampromide	133
Boldenone	800	Diazepam	321
Bromazepam	306	Diethylpropion	409
Bufotenine	501	Diethylthiambutene	134
Buprenorphine	124	Diethyltryptamine (DET)	503

 Alphabetical Drug Index

Difenoxin	135	Formebolone (Formebolone)	808
Dihydrocodeine	136	Frying Pan Lubricants	944
Dihydromorphine	137	Furethidine	153
Dihydrotestosterone	804		
Dimenoxadol	138	Gamma Hydroxybutyrate (GHB)	377
Dimepheptanol	139	Glass Chillers	943
Dimethoxyamphetamine(DOM)	504	Glutethimide	330
Dimethylthiambutene	140		
Dimethyltryptamine (DMT)	505	Hair spray	941
Dioxaphetyl Butyrate	141	Halazepam	331
Diphenoxylate	142	“Hallucinogens, Type Unknown”	595
Dipipanone	143	Haloxazolam	332
Diprenorphine Hydrochloride	145	Hashish	602
Drotebanol	144	Hashish Oil	601
DMA	506	Heroin	154
Dronabinol	507	Hexobarbital	333
Drostanolone	805	Hydrocodone	155
		Hydromorphinol	156
Ecgonine	410	Hydromorphone	157
Estazolam	322	Hydroxypethidine	158
Ethchlorvynol	323	Hydroxyzine	334
Ether	925		
Ethinamate	324	Ibogaine	509
Ethyl Ioflazepate	325	“Inhalants, Type Unknown”	995
Ethyl-pipirdylbenzilate	508	Insecticides	942
Ethylamine	700	Isomethadone	159
Ethylestrenol	806		
Ethylmethylthiambutene	146	Ketamine	522
Ethylmorphine	147	Ketazolam	335
Etonitazene	148	Ketobemidone	160
Etorphine	149		
Etoxerdine	150	Lacquer Thinners	904
		Levomoramide	161
Fencamfamin	411	Levophenacymorphan	162
Fenethylline	412	Levormethorphan	163
Fenfluramine	413	Levorphanol Tartrate	164
Fenproporex	414	Loprazolam	336
Fentanyl	151	Lorazepam	337
Fiorinal + Codeine	152	Lormetazepam	338
Fiorinol	326	LSD	510
Fludiazepam	327	Lysergic Acid	511
Flunitrazepam	328		
Fluoxymesterone	807	Marijuana	603
Flurazepam Hydrochloride	329	Marinol	604

 Alphabetical Drug Index

Mazindol	415	Nabilone	516
Mebutamate	339	Nethylamphetamine	419
Mecloqualone	340	Nalorphine	179
Medazepam	341	Nandrolone	817
Menfenorex	416	“Narcotics, Type Unknown”	295
Meperidine (Pethidine)	165	Nicocodeine	180
Mephobarbital(Methylphenobarbital)	342	Nicomorphine	181
Meprobamate	343	Nimetazepam	349
Mescaline	512	Nitrazepam	350
Mesterolone	809	Nitrous Oxide	924
Metazocine	166	Noracymethadol	182
Methadone	167	Nordiazepam	351
Methamphetamine	417	Norethandrolone	818
Methandienone	810	Norlevorphanol	183
Methandranone	811	Normethadone	184
Methandriol	812	Normorphine	185
Methandrostenolone	813	Norpipanone	186
Methaqualone	344		
Metharbital	345	Opium	187
Methenolone	814	“Other”	996
Methohexital	346	Oxandrolone	819
Methoxyamphetamine (PMA)	514	Oxazepam	352
Methyldesorphine	168	Oxazolam	353
Methyldihydromorphine	169	Oxmorphone	188
Methylenedioxyamphetamine (MDA)	515	Oxycodone	189
Methylenedioxymetham-		Oxymesterone	820
phetamine (MDMA)	513	Oxymetholone	821
Methylfentanyl	170		
Methylphenidate	418	Paint and Paint Removers	902
Mephobarbital (Methylphenobar-		Parafluorofentanyl	190
bital)	342	Parahexyl (Synhexyl)	701
Methylphenylpropionoxypiperid		Paraldehyde	354
ine (MPPP)	171	Paregoric	191
Methyltestosterone	815	Parepectolin	192
Methyprylon	347	“PCP, Type Unknown”	795
Metopon	172	Pemoline	420
Mibolerone	816	Pentazocine	193
Midazolam	348	Pentobarbital	355
Moramide	173	Pethidine (Meperidine)	194
Morpheridine	174	Petrichloral	356
Morphine	177	“Petroleum Products (gasoline,	
Morphine methylbromide	176	kerosene)”	903
Morphine methylsulfonate	175	Peyote	517
Myrophine	178	Phenadoxone	195

 Alphabetical Drug Index

Phenampromide	196	Secobarbital	362
Phenanthrine	197	SPA	427
Phenazocine	198	Stanolone	822
Phencyclidine	702	Stanozolol	823
Phencyclidine Analogs	703	“Stimulants, Type Unknown”	495
Phencyclohexylamine	357	Sulfentanil	212
Phendimetrazine	421	Sulfondiethylmethane	363
Phenmetrazine	422	Sulfonethylmethane	364
Phenobarbital	358	Sulfonmethane	365
Phenomorphane	199		
Phenoperidine	200	Talbutal	366
Phentermine	423	Temazepam	367
Phenylacetone (P2P)	518	Tested; Drugs Found; type	998
Phenylacetyloxypiperidine (PEPAP)	201	Tested; Results unknown	997
Phenylcyclohexylamine	704	Testolactone	824
Pholcodine	202	Testosterone	825
Piminodine	203	Tetrahydrocannabinoid	605
Pinazepam	359	Tetrazepam	368
Piperidinocyclohexane-carbonitrile (PCC)	705	THC	606
Pipradrol	424	Thebacon	213
Piritramide	204	Thebaine	214
Plastic Cement (airplane glue)	901	Thenylfentanyl	369
Prazepam	360	Thiamylal	370
Proheptazine	205	Thiofentanyl	215
Propoperidine	206	Thiopental(Pentothal)	371
Propiram	207	Thiophen	707
Propoxyphene	208	Tiletamine	372
Propylhexedrine	425	Tilidine	216
Psilocybin	519	Traizolam	373
Psilocyn	520	Trenbolone	826
Pyrovalerone	426	Trimeperidine	217
“Pyrrolidine (PCPy, PHP, TCPy)”	706	Trimethoxy amphetamine	521
		Tybamate	374
Quazepam	361		
		Unknown If Tested For Drugs	999
Racemethorphan	209		
Racemoramide	210	Volatile Solvents (toluene)	900
Racemorphan	211	Zolazepam (Telazol)	375

INJURY SEVERITY

Format: 1 numeric

Element Values:

Blank
0 No Injury (O)
1 Possible Injury (C)
2 Non-incapacitating Evident Injury (B)
3 Incapacitating Injury (A)
4 Fatal Injury (K)
5 Injured, Severity Unknown
6 Died Prior to Accident*
9 Unknown

Remarks:

Definition: ANSI D16.1; 2.3.1 and 2.3.2

Each case must have at least one Person Level form with INJURY SEVERITY coded "4."

Code 4, "Fatal Injury," must only be used if the death occurred within thirty 24-hour time periods from the time of the accident. Every effort should be made to determine that the DEATH DATE was within thirty 24-hour time periods from the ACCIDENT TIME.

Code 6, "Died Prior To Accident," refers to non-motor vehicle fatalities that are involved in an accident resulting in a motor vehicle fatality; e.g., a heart attack victim that is involved in an accident in which another person dies.

In suicide incidents, use the following criteria:

1. If the only fatality is the suicide victim and it can be ascertained that the accident was a suicide, do not code the case.
2. If other fatalities occur, code the case as appropriate. The suicide victim's INJURY SEVERITY should be coded "6-Died Prior to Accident" if the death occurred at the time of the accident (or prior) or "0" if the death occurred after the accident.

*** This value is an unlikely occurrence and will raise an edit flag**

Consistency Checks:



	IF	THEN
(1R0P)	1. SEATING POSITION equals 51, and BODY TYPE equals 24-25, 50-52, 58-59,	INJURY SEVERITY must not equal 0, 9.
(1R1P)	2. <i>DIED AT SCENE/EN ROUTE</i> equals 7, 8,	INJURY SEVERITY must equal 4.
(1U1F-1U2F)	3. INJURY SEVERITY equals 4,	DEATH DATE must not equal 00000000, and DEATH TIME must not equal 0000.
(2U1F-2U2F)	4. INJURY SEVERITY is not equal to 4,	DEATH DATE and DEATH TIME must equal 00000000 and 0000, respectively.
(2U3F)	5. INJURY SEVERITY equals 2, 3,	TAKEN TO HOSPITAL OR TREATMENT FACILITY should not equal 0.
(3F0F)	6. NUMBER OF OCCUPANTS equals 97, and PERSON TYPE is not equal to 01,	INJURY SEVERITY must not equal 0, 9.
(3P0F)	7. PERSON TYPE equals 03-08, 19,	INJURY SEVERITY must not equal 6.
(7E0P)	8. INJURY SEVERITY equals 4,	DEATH CERTIFICATE NUMBER must NOT equal 0000-00-000000.
(7E1P)	9. INJURY SEVERITY equals 4,	RACE must equal not 00.
(7E2P)	10. INJURY SEVERITY equals 4,	HISPANIC ORIGIN must not equal 00.
(7E3P)	11. INJURY SEVERITY does not equal 4,	RACE AND HISPANIC ORIGIN must equal 00.
(7F0P)	12. DEATH CERTIFICATE NUMBER not blank or 0000-00-000000,	INJURY SEVERITY must equal 4.

	IF	THEN
(7F1P)	13. RACE equals 00,	INJURY SEVERITY must not equal 4.
(7F2P)	14. HISPANIC ORIGIN equals 00,	INJURY SEVERITY must not equal 4.
(7F3P)	15. RACE is not equal to 00 and HISPANIC ORIGIN is not equal to 00,	INJURY SEVERITY must equal 4.
(7R0P)	16. FATAL INJURY AT WORK equals 0-1, 9,	INJURY SEVERITY must equal 4.
(7W0P)	17. FATAL INJURY AT WORK equals 8,	INJURY SEVERITY must not equal 4.
(P090)	18. TAKEN TO HOSPITAL OR TREATMENT FACILITY equals 1,	INJURY SEVERITY should not be blank, 0, 9.
(P092)	19. TAKEN TO HOSPITAL OR TREATMENT FACILITY equals 0,	INJURY SEVERITY should not equal 2, 3.
(P120)	20. CRASH AVOIDANCE MANEUVER equals 2,	INJURY SEVERITY for driver of this vehicle should not equal 4.
(P130)	21. BODY TYPE equals 60-67, 71-72, 78-79, and PERSON TYPE equals 01, and INJURY SEVERITY equals 4,	FATAL INJURY AT WORK should equal 1.
(P300)	22. POLICE REPORTED ALCOHOL INVOLVEMENT equals 1, and INJURY SEVERITY equals 4,	ALCOHOL TEST RESULTS should not equal 95-96.
(P53P)	23. <i>INSURY SEVERITY equals 0-3, 5-6,</i>	<i>DIED AT SCENE/EN ROUTE must equal 0.</i>



Special Processing Rules:

	IF	THEN
(4U0F) 1.	Each original submission must have at least one Person Level form with INJURY SEVERITY coded 4.	
(570F) 2.	FIRST HARMFUL EVENT equals 05-06, 47,	at least one PERSON TYPE equal to 01-02, 09, must have INJURY SEVERITY equal to 1-5, or blank.
(7Z0F) 3.	MOST HARMFUL EVENT equals 05-06, 47,	at least one occupant of this vehicle (PERSON TYPE 01-02, 09) must have INJURY SEVERITY equal to 1-5 or blank.
(U160) 4.	UNLIKELY: INJURY SEVERITY is equal to 6.	

TAKEN TO HOSPITAL OR TREATMENT FACILITY

Format: 1 numeric

Element Values:



- Blank
- 0** *No*
- 1** *Yes*
- 9** *Unknown*

Remarks:



Treatment Facility refers to an injury treatment facility. A morgue is not an injury treatment facility.

Code "0"

Use this code for victims who are dead on the scene and for those who are not taken (or do not go) to a treatment facility or hospital.

Code "1"

Use this code for victims who are taken to treatment by EMS, who go to a treatment facility on their own, *or who die en route.*



Code "9"

Use this code when it is unknown whether or not this victim was taken (or went) to a hospital/treatment facility.

Consistency Checks:



	IF	THEN
(2U3F) 1.	INJURY SEVERITY equals 2, 3,	TAKEN TO HOSPITAL/ TREATMENT FACILITY should not equal 0.
(P090) 2.	TAKEN TO HOSPITAL/ TREATMENT FACILITY equals 1,	INJURY SEVERITY should not be blank, 0, 9.
(P091) 3.	TAKEN TO HOSPITAL/ TREATMENT FACILITY equals <i>1</i> ,	EMS TIME AT HOSPITAL should not equal 0000, 9997, 9998.

IF**THEN**

(P092)	4.	TAKEN TO HOSPITAL/ TREATMENT FACILITY equal 0,	INJURY SEVERITY should not equal 2, 3.
(P50P)	5.	<i>DIED AT SCENE/EN ROUTE equals 7</i>	<i>TAKEN TO HOSPITAL/ TREATMENT FACILITY must equal 0.</i>
(P51P)	6.	<i>DIED AT SCENE/EN ROUTE equals 8</i>	<i>TAKEN TO HOSPITAL/ TREATMENT FACILITY must equal 1.</i>
(P520)	7.	<i>ACCIDENT DATE and DEATH DATE are the same, and ACCIDENT TIME and DEATH TIME are the same,</i>	<i>TAKEN TO HOSPITAL/ TREATMENT FACILITY should equal 0, and DIED AT SCENE/ EN ROUTE should equal 7.</i>
(P52P)	8.	<i>DIED AT SCENE/EN ROUTE equals 9</i>	<i>TAKEN TO HOSPITAL/ TREATMENT FACILITY must equal 9.</i>
(P55P)	9.	<i>TAKEN TO HOSPITAL/ TREATMENT FACILITY equals 9</i>	<i>DIED AT SCENE/EN ROUTE must equal 9.</i>

Special Processing Rule:**IF****THEN**

(A551)	1.	EMS TIME AT HOSPITAL equals 0000, 9997, 9998,	TAKEN TO HOSPITAL/ TREATMENT FACILITY should not equal <i>1</i> for any PERSON.
--------	----	--	---



DIED AT SCENE / EN ROUTE

Format: 1 numeric

Element Values:

- Blank*
- 0** *Not Applicable*
- 7** *Died at Scene*
- 8** *Died En Route*
- 9** *Unknown*

Remarks:

Code "0"

Enter this code for non-fatalities and victims dying at locations other than the scene or en route (e.g., hospital, at home, etc.)

Code "7"

Enter this code for victims who are dead on the scene of the accident.

Code "8"

Is used for victims who die en route to a hospital or treatment facility by EMS or other transport.

Code "9"

Use this code when it is unknown whether or not this victim was taken (or went) to a hospital/treatment facility.

Consistency Checks:



	IF	THEN
(1R1P) 1.	<i>DIED AT SCENE/EN ROUTE equals 7-8,</i>	<i>INJURY SEVERITY must equal 4.</i>
(P50P) 2.	<i>DIED AT SCENE/EN ROUTE equals 7,</i>	<i>TAKEN TO HOSPITAL/ TREATMENT FACILITY must equal 0.</i>
(P51P) 3.	<i>DIED AT SCENE/EN ROUTE equals 8,</i>	<i>TAKEN TO HOSPITAL/ TREATMENT FACILITY must equal 1.</i>



	IF	THEN
(P520)	4. <i>ACCIDENT DATE and DEATH DATE are the same, and ACCIDENT TIME and DEATH TIME are the same,</i>	<i>TAKEN TO HOSPITAL/ TREATMENT FACILITY should equal 0, and DIED AT SCENE/ EN ROUTE should equal 7.</i>
(P52P)	5. <i>DIED AT SCENE/EN ROUTE equals 9,</i>	<i>TAKEN TO HOSPITAL/ TREATMENT FACILITY must equal 9.</i>
(P53P)	6. <i>INJURY SEVERITY equals 0-3, 5-6,</i>	<i>DIED AT SCENE/EN ROUTE must equal 0.</i>
(P54P)	7. <i>DIED AT SCENE/EN ROUTE equals 8,</i>	<i>EMS TIME AT HOSPITAL should not equal 0000, 9997, 9998.</i>
(P55P)	8. <i>TAKEN TO HOSPITAL/ TREATMENT FACILITY equals 9,</i>	<i>DIED AT SCENE/EN ROUTE must equal 9.</i>

Special Processing Rule:



	IF	THEN
(P510)	1. <i>EMS TIME AT HOSPITAL equals 0000, 9997, 9998,</i>	<i>DIED AT SCENE/EN ROUTE should not equal 8 for any PERSON.</i>

DEATH DATE

Format: 2 sets of 2 numeric, 1 set of 4 numeric

Element Values:

MONTH:

Blanks	
00	Not Applicable
01-12	
99	Unknown

DAY:

Blanks	
00	Not Applicable
01-31	
99	Unknown

YEAR:

Blanks	
0000	Not Applicable
Actual Year of Death	
9999	Unknown

Remarks:

The death must occur within thirty 24-hour time periods from time of the accident in order to be an applicable FARS death.

This element, although it contains three (3) pieces of information should be treated as one element. Therefore, never leave any one portion blank when another is not.

Normally, the medical examiner or coroner is source of data for death date. If there are not data inconsistencies or errors, use the official death time as recorded on the Death Certificate. Do not change the official death date without good cause.

Consistency Checks:

	IF	THEN
(1U1F-1U2F)	1. INJURY SEVERITY equals 4,	DEATH DATE must not equal 00000000, and DEATH TIME must not equal 0000.
(1V0P)	2. DEATH MONTH or DAY equals 00, or DEATH YEAR equals 0000,	all must equal 0's.
(2U1F-2U2F)	3. INJURY SEVERITY is not equal to 4,	DEATH DATE and DEATH TIME must equal 00000000 and 0000, respectively.
(2V0P)	4. DEATH DAY and MONTH are greater than 00 and less than 99,	DEATH DAY must be a valid day for DEATH MONTH.
(3U0P)	5. DEATH DATE equals ACCIDENT DATE and ACCIDENT TIME is not equal to 9999 (or Accident Hour equals Death Hour and Accident Minute is not equal to 99),	DEATH TIME must not be less than ACCIDENT TIME.
(4V1F)	6. ACCIDENT MONTH is not equal to 99, and ACCIDENT DAY is not equal to 99, and DEATH MONTH is not equal to 99 and not blanks, and DEATH DAY is not equal to 99 and not blanks,	DEATH DAY must be within 30 calendar days of the ACCIDENT DATE.
(4V2F)	7. ACCIDENT MONTH equals 12, and DEATH MONTH equals 01,	DEATH YEAR must equal ACCIDENT YEAR plus 1.
(4V3F)	8. ACCIDENT MONTH equals 12,	DEATH MONTH must equal 01, 12, 99, or blanks.
(4V4F)	9. ACCIDENT MONTH equals 02-11, and DEATH MONTH is not equal to 99 or blanks,	DEATH MONTH must equal ACCIDENT MONTH or ACCIDENT MONTH plus 1.

	IF	THEN
(4V5F)	10. ACCIDENT MONTH equals 01, and DEATH MONTH is not equal to 99 or blanks,	DEATH MONTH must equal ACCIDENT MONTH or ACCIDENT MONTH plus 1 or ACCIDENT MONTH plus 2.
(4V1P)	11. DEATH MONTH is greater than 00 and less than 13 and DEATH DAY is not blank, 99, or in error,	DEATH DATE must be within 30 calendar days of ACCIDENT DATE.
(4V2P)	12. DEATH MONTH is greater than 00 and less than 13 and DEATH DAY is blank, 99, or in error,	DEATH MONTH must be within one month of ACCIDENT MONTH.
(4V6P)	13. DEATH MONTH is not equal to blanks,	DEATH DAY and DEATH YEAR must not equal blanks.
(4V7P)	14. DEATH DAY is not equal to blanks,	DEATH MONTH and DEATH YEAR must not equal blanks.
(4V8P)	15. DEATH YEAR is not equal to blanks,	DEATH DAY and DEATH MONTH must not equal blanks.
(6V0P)	16. DEATH DATE must not be less than ACCIDENT DATE.	
(7V0F)	17. DEATH YEAR equals 9999,	ACCIDENT MONTH must not be 01-11.
(8V0P)	18. DEATH YEAR equals 9999,	DEATH MONTH and DEATH DAY must equal 99.
(9V0P)	19. DEATH MONTH equals 99,	DEATH DAY must equal 99.
(P520)	20. <i>ACCIDENT DATE AND DEATH DATE are the same, and ACCIDENT TIME AND DEATH TIME are the same,</i>	<i>TAKEN TO HOSPITAL/ TREATMENT FACILITY should equal 0, and DIED AT SCENE/EN ROUTE should equal 7.</i>



DEATH TIME

Format: 4 numeric

Element Values:

Blanks	
0000	Not Applicable
0001-2400	Valid Military Time
0099-2399	Known Hour but Unknown Minutes
9999	Unknown

Remarks:

If minutes are unknown, code the actual hour and “99” for the minutes. One minute after midnight is coded “0001.”

Normally, the medical examiner or coroner is source of data for death time. If there are not data inconsistencies or errors, use the official death time as recorded on the Death Certificate. Do not change the official death time without good cause.

If it is known that the person died at the scene and the official death time (on the Death Certificate) is known to be in error, the accident time is the appropriate death time to be used. It is possible for a coroner to pronounce a person dead at the scene and differ from the police-reported accident time. There is no reason to change this pronounced dead time in favor of the accident time, unless there are known errors in the data.

How to Code Midnight:

In general, code midnight as “2400.” However, there may be confusion over which day midnight falls into. It is key to remember that in FARS, midnight or 2400 is taken to be the beginning of a new day, and never the end of a day. This may not be the practice followed in your sources. Therefore, you have to determine which part of the day is being considered in your sources.

End of Day: If your sources give you a DEATH DATE and are consistent in talking about the end of that day, when they give the death time as “midnight,” “12:00-midnight,” “24:00” or “00:00,” then you should code DEATH TIME as “2359.”

Beginning of Day: If your sources give a DEATH DATE and are consistent in referring to the beginning or early moments of that day when they give a death time, code midnight as “2400.”

Consistency Checks:

	IF	THEN
(1U1F-1U2F)	1. INJURY SEVERITY equals 4,	DEATH DATE must not equal 00000000, and DEATH TIME must not equal 0000.
(2U1F-2U2F)	2. INJURY SEVERITY is not equal to 4,	DEATH DATE and DEATH TIME must equal 00000000 and 0000, respectively.
(3U0P)	3. DEATH DATE equals ACCIDENT DATE and ACCIDENT TIME is not equal to 9999 (or Accident Hour equals Death Hour and Accident Minute is not equal to 99),	DEATH TIME must not be less than ACCIDENT TIME.
(P520)	4. <i>ACCIDENT DATE AND DEATH DATE are the same, and ACCIDENT TIME AND DEATH TIME are the same,</i>	<i>TAKEN TO HOSPITAL/ TREATMENT FACILITY should equal 0, and DIED AT SCENE/EN ROUTE should equal 7.</i>



RELATED FACTORS – PERSON LEVEL

Format: 2 numeric occurring 3 times

Element Values:

- Blanks
- 00 Not Applicable – Driver/None – All Other Persons
- 01 Not Visible
- 02 Darting, Running, or Stumbling into Road
- 03 Improper Cross of Roadway or Intersection
- 04 Walking/Riding with or Against Traffic, Playing, Working, Sitting, Lying Standing, etc. in Roadway
- 05 Interfering with driver
- 06 Ill, Passed Out/ Blackout
- 07 Emotional (e.g., Depression, Angry, Disturbed)
- 08 Mentally Challenged
- 09 Construction/Maintenance/Utility Worker
- 10 Inattentive (Talking, Eating, etc.)
- 11 Walking With Cane or Crutches
- 12 Restricted to Wheelchair
- 13 Motorized Wheelchair Rider
- 14 Impaired Due to Previous Injury
- 16 Blind
- 17 Other Physical Impairment
- 18 Mother of Dead Fetus
- 19 Pedestrian Jogging

Non-Motor Vehicle Operator Related Factors:

- 20 Running off Road
- 21 Overloading or Improper Loading of Vehicle with Passengers or Cargo
- 22 Towing or Pushing Vehicle Improperly
- 23 Failing to Dim Lights or Have Lights on When Required
- 24 Operating without Required Equipment
- 25 Creating Unlawful Noise or Using Equipment Prohibited by Law
- 26 Following Improperly
- 27 Improper or Erratic Lane Changing
- 28 Failure to Keep in Proper Lane
- 29 Illegal Driving on Road Shoulder, in Ditch or Sidewalk or on Median
- 30 Making Improper Entry to or Exit from Trafficway
- 32 ***Opening Vehicle Closure into Moving Traffic or While Vehicle is in Motion***
- 33 Passing where Prohibited by Posted Signs, Pavement Markings, Hill or Curve, or School Bus Display Warning not to Pass.



- 34 Passing on Wrong Side
- 35 Passing with Insufficient Distance or Inadequate Visibility or Failing to Yield to Overtaking Vehicle.
- 36 Operating the Vehicle in other Erratic, Reckless, Careless or Negligent Manner; Operating at Erratic or Suddenly Changing Speeds
- 37 Traveling in Prohibited Trafficways
- 38 Failure to Yield Right of Way
- 39 Failure to Obey Actual Traffic Signs, Traffic Control Devices or Traffic Officers, Failure to Observe Safety Zone Traffic Laws
- 40 Passing Through or Around Barrier
- 41 Failure to Observe Warnings or Instructions on Vehicles Displaying Them
- 42 Failure to Signal Intentions
- 44 Driving too Fast for Conditions or in Excess of Posted Maximum
- 45 Driving Less than Posted Minimum
- 47 Making Right Turn from Left-Turn Lane or Making Left Turn from Right-Turn Lane.
- 48 Making other Improper Turn
- 49 Driving Wrong Way on One-Way Trafficway
- 50 Driving on Wrong Side of Road (Intentionally or Unintentionally)
- 51 Operator Inexperience
- 52 Unfamiliar with Roadway
- 53 Stopping in Roadway (Vehicle not Abandoned)
- 55 Getting Off/Out of or On/In to Moving Transport Vehicle
- 56 Getting Off/Out of or On/In to Non-Moving Transport Vehicle
- 57 Improper Tire Pressure
- 58 Locked Wheel
- 59 Overcorrecting

Vision Obscured by:

- 60 Rain, Snow, Fog, Smoke, Sand, Dust
- 61 Reflected Glare, Bright Sunlight, Headlights
- 62 Curve, Hill, or Other Design Features (including Traffic Signs, Embankment)
- 63 Building Billboard, Other Structure
- 64 Trees, Crops, Vegetation
- 65 Motor Vehicle (including load)
- 66 Parked Vehicle
- 67 Splash or Spray of Passing Vehicle
- 68 Obstructing Angles on Vehicle
- 70 Mirrors – Rear View
- 71 Mirrors – Other
- 72 Other Obstruction

Avoiding or Swerving Due to:

- 73 Serve Crosswind
- 74 Wind from Passing Truck
- 75 Slippery or Loose Surface
- 76 Tire Blow-out or Flat
- 77 Debris or Objects in Road
- 78 Ruts, Holes, Bump in Road
- 79 Live Animals in Road
- 80 Vehicle in Road
- 81 Phantom Vehicle
- 82 Pedestrian, Pedal cyclist or Other Non-motorist
- 83 Ice, Snow, Slush, Water, Sand, Dirt, Oil, Wet Leaves on Road

Other Non-Motorist Factors:

- 86 Carrying Hazardous Cargo Improperly
- 90 Non-Motorist Pushing a Vehicle
- 99 Unknown

Remarks:

For forms with PERSON TYPE “01” (Driver), zero-fill all three fields. The related factors for drivers are captured in the RELATED FACTORS-DRIVER LEVEL.

“Operator” and “Vehicle” in factors “21-59” refer to both motorized and non-motorized vehicles.

Code information provided in the narrative by the investigating officer.

The following lists those related factors that may be used for each person type:



Person Type	Valid Related Factors
01	0
02	5-9, 12, 14, 16-18, 32, 55, 99
03	6-9, 14, 16-18, 24-25, 32, 37, 39, 52, 86, 99
04	1-4, 6-10, 12, 14, 16-18, 20-21, 23-30, 32-42, 44-45, 47-53, 57, 58-83, 86, 99
05	1-11, 14, 16-19, 37-39, 41, 55-56, 60-67, 72, 86, 90, 99
06	1-8, 10, 14, 16-18, 20-21, 23-30, 33-42, 44-45, 47-52, 55-68, 72-83, 86, 99
07	1-8, 10, 14, 16-18, 20-21, 23-30, 33-42, 44-45, 47-52, 55, 57-68, 72-83, 86, 99
08	1-4, 8-9, 12-14, 16-18, 20, 26-30, 34-41, 47-53, 57-83, 86, 90, 99
09	5-7, 8-10, 12, 14, 16-18, 32, 55, 57-59, 86, 99



19 1-10, 12, 14, 16-18, 20-21, 23-30, 32-42, 44-45, 47-52, 55, 57-68, 72-83, 86, 90, 99

Consistency Checks:



	IF	THEN
(1M1F)	1. RELATED FACTORS- PERSON LEVEL equals 13,	PERSON TYPE must equal 08.
(1M2F)	2. RELATED FACTORS- PERSON LEVEL equals 11,19,	PERSON TYPE must equal 05.
(1N0F)	3. PERSON TYPE equals 06,	RELATED FACTORS-PERSON LEVEL must not equal 09, 11-12, 19, 22, 32, 53, 68, 70-71, 90.
(1W0P)	4. any RELATED FACTORS- PERSON LEVEL equals 99,	all factors must equal 99.
(2W0P)	5. any RELATED FACTORS- PERSON LEVEL equals blanks,	all factors must equal blanks.
(3W0P)	6. any RELATED FACTORS- PERSON LEVEL equals 00,	all subsequent factors must equal 00.
(4W0P)	7. A RELATED FACTORS-PERSON LEVEL between 01 and 90 can be used only once per person form.	
(5M0F)	8. PERSON TYPE equals 01,	all RELATED FACTORS- PERSON LEVEL must equal 00.
(5N0F)	9. PERSON TYPE equals 02,	RELATED FACTORS-PERSON LEVEL must not equal 01-04, 10- 11, 13, 19-30, 33-53, 56-83, 90.
(5W0P)	10. RELATED FACTORS- PERSON LEVEL equals 18,	SEX must equal 2 and AGE must be greater than 12.
(7M0F)	11. PERSON TYPE equals 03,	RELATED FACTORS-PERSON LEVEL must not equal 01-05, 10- 13 19-23, 26-30, 33-36, 38, 40-42, 44-45, 47-51, 53, 55-83, 90.

IF

THEN

(8M0F) 12. PERSON TYPE equals 04,

RELATED FACTORS-PERSON LEVEL must not equal 05, 11, 13, 19, 55-56, 90.



(8Q0F) 13. PERSON TYPE equals 08,

RELATED FACTORS-PERSON LEVEL must not equal 05-07, 10-11, 19, 21-25, 32-33, 42, 44-45, 55-56.



(9M0F) 14. PERSON TYPE equals 05,

RELATED FACTORS-PERSON LEVEL must not equal 12-13, 20-30, 32-36, 40, 42, 44-53, 57-59, 68-71, 73-83.



(CK0P) 15. PERSON TYPE equals 07,

RELATED FACTORS-PERSON LEVEL must not equal 09, 11-13, 19, 22, 32, 53, 69-71, 90.

(CL0P) 16. PERSON TYPE equals 09,

RELATED FACTORS-PERSON LEVEL must not equal 01-04, 11, 13, 19-30, 33-42, 44-45, 47-53, 56, 60-83, 90.

(CM0P) 17. PERSON TYPE equals 19,

RELATED FACTORS-PERSON LEVEL must not equal 11, 19, 22, 53, 56, 69-71.

Related Factors – Person Level Examples Table

Related Factors	Examples/Notes
<p>00 Not Applicable – Driver/None – All Other Persons</p> <p>NOTE: Factors “01-04” mainly describe pedestrians, bicyclists, cyclists and occupants of non-motor transport devices.</p>	
01 Not Visible	Hidden by curve of road, vegetation, darkness, glare. Dressed in dark clothing.
02 Darting, Running or Stumbling Into Roadway	Condition denotes “entering from off roadway.” Walking included. Bicyclist can be used.
03 Improper Crossing of Roadway or Intersection	The intention is to cross roadway and crossing improperly. Includes Jaywalking.
04 Walking/Riding With or Against Traffic, Playing, Working, Sitting, Lying, Standing, etc., in Roadway	Condition denotes “in the roadway.” Should not include “riding a bike in Roadway,” due to consistency checks. Does not include construction or maintenance personnel.
05 Interfering With Driver	Obstructing driver’s view. Striking driver with body or object. Rambunctious individuals who make driver inattentive, even without touching driver or controls. Motorcycle passenger (or other cyclist) shifting weight or affecting driver control.
06 Ill, Passed Out/Blackout	Diabetic reactions, seizure, heart attack, high/low blood pressure, fainting.
07 Emotional (e.g., Depression, Angry, Disturbed)	Fighting, disagreements, depressed, and emotionally upset.
08 Mentally Challenged	Mental illness/retardation may be included.

Related Factors	Examples/Notes
09 Construction/Maintenance/Utility Worker	Highway department, contractor, utility company personnel, etc.
10 Inattentive	Reading, talking, eating.
11 Walking With Cane or Crutches	Can only be used to describe pedestrian or occupant of non-motor vehicle transport device.
12 Restricted to Wheelchair	This is primarily non-motorized wheelchair occupants outside of vehicle. Can only be used to describe occupant of non-motorized vehicle transport device.
13 Motorized Wheelchair Rider	Pedestrian riding in a motorized wheelchair.
14 Impaired Due to Previous Injury	Includes only person injured from previous accident at this scene. See code "11" on Driver Level and code "17" on Person Level Related Factors. Code "19" on Accident Level should be used with this code.
16 Blind	Legally blind.
17 Other Physical Impairment	Individuals missing a limb, an eye, or with hearing impairment/deaf. Also includes individuals with injuries resulting from previous incident, not a previous accident (at this scene) which is then coded under "14." Paraplegic
18 Mother of Dead Fetus	Fetus dies in or as a result of this accident.
19 Pedestrian Jogging	This pedestrian is jogging.
<p>NOTE: Factors "20-59" mainly describe bicyclists, cyclists or occupants of other non-motor vehicle transport device. It may also apply to pedestrians in some circumstances.</p>	

Related Factors	Examples/Notes
20 Running off Road	Driver loses control of vehicle and runs off road. Identification of running off road can be determined from diagram.
21 Overloading or Improper Loading of Vehicle With Passengers or Cargo	Overloading bicycle, passenger or handlebars.
22 Towing or Pushing Improperly	This refers only to vehicles acting as equipment. Not to be used for non-occupants – See code “90” for non-motorist pushing vehicle.
23 Failure to Dim Lights or Have Lights on When Required	Vehicles being used as equipment or bicyclist fails to have lights on when required.
24 Operating Without Required Equipment	Bicyclists operating without required equipment; helmets reflectors, lights or equipment is defective.
25 Creating Unlawful Noise or Using Equipment Prohibited by Law	Can also describe passenger of a motor vehicle in transport and occupant of a motor vehicle not in transport.
26 Following Improperly	Bicyclist following too closely or attempting to grab on to vehicle. Also applies to skateboard riders, rollerbladders, etc.
27 Improper or Erratic Lane Changing	Bicyclists, rollerbladder, skateboard riders, etc., weaving in and out of traffic.
28 Failure to Keep in Proper Lane	Bicyclists fails to keep in bicycle lane. Non-motorist and vehicles acting as equipment fail to stay in proper lane. Going straight in a turn lane. See code “20” for Running off Road.
29 Illegal Driving on Road, Shoulder, in Ditch, on Sidewalk or on Median	Non-motorists driving off pavement or roadway, physically driving on shoulder, etc.
30 Making Improper Entry to or Exit From Trafficway	Non-motorist entering highway from adjacent pasture, field. Non-motorist entering highway on exit ramp, or exiting on entrance ramp, going the wrong way.
NOTE: not to be confused with “50-Driving on Wrong Side of Road.”	

Related Factors	Examples/Notes
32 <i>Opening Vehicle Closure into Moving Traffic or While Vehicle is in Motion</i>	<i>Opening trunk while vehicle is moving. Opening door into moving traffic.</i>
33 Passing Where Prohibited by Posted Signs Pavement Markings, Hill or Curve, or School Bus Displaying Warning Not to Pass Line	Passing stopped school bus. Crossing over solid line to pass. Passing uphill; mainly violations as designated by traffic controls.
34 Passing on Wrong Side	
35 Passing With Insufficient Distance or Inadequate Visibility or Failing to Yield to Overtaking Vehicle	Mainly passing violations based on faulty judgment.
36 Operating the Vehicle in an Erratic, Reckless, Careless or Negligent Manner Operating at Erratic or Suddenly Changing Speeds	Must be explicitly stated on police record. Acceleration followed by sudden braking.
37 *Traveling on Prohibited Trafficways	Pedestrians and non-motorists on areas prohibited by law, such as interstates. Non-motorist on prohibited trafficways, i.e., bicyclist on interstate.
38 *Failure to Yield Right-of-Way	Primarily intersection-related. Care should be used to distinguish yield violations from lane violations.
39 *Failure to Obey Actual Traffic Sign, Traffic Control Devices or Traffic Officers; Failure to Obey Safety Zone Traffic Laws	Oftentimes incorrectly coded in conjunction with “38 – Failure to Yield.” Care must be used to distinguish from “38.” When non-motorist does not stop when required by traffic control, code as “39.” When non-motorist stops, but fails to yield, code as “38” (4-way stops). Violating yield sign, code as “38” and “39.” Non-motorist passing around railroad gates.
*NOTE: Also applies to pedestrians	

Related Factors	Examples/Notes
40 Passing Through or Around Barrier	Denotes “demarcated” area.
41 *Failure to Observe Warnings or Instructions on Vehicles Displaying Them	Failure to follow construction instructions (i.e., arrows directing traffic mounted on vehicle), instructions on emergency vehicles (ambulances, fire trucks, police cars). Failure to observe right –turn warning on trucks, buses. Failure to heed hazard lights on disabled vehicle, school bus arm.
42 Failure to Signal Intentions	Failure to signal by either lamp turn signal or hand.
44 Driving Too Fast for Conditions or in Excess of Posted Maximum	Conditions denote: weather, sharp curves, bridges, tunnels, school zone, traffic, person or road. Speed greater than reasonable or prudent.
45 Driving Less Than Posted Minimum	Driving too slowly, so as to impede traffic.
47 Making Right Turn From Left-Turn Lane, Left Turn From Right-Turn Lane	To distinguish from “27-Improper Lane Change:” police officer must have knowledge of driver’s intention.
48 Making Other Improper Turn	To distinguish from “39-Failure to Obey Traffic Controls,” “48” implies judgment-oriented actions, not those explicitly stated by the law. (Too wide at right or left turn, unsafe U-turns.)
49 Driving Wrong Way on One-Way Trafficway	To distinguish from “50-Driving on Wrong Side of Road.” On a divided highway, although each side is “one-way,” driving against traffic should be coded as “50” not “49.”
50 Driving on Wrong Side of Road (Intentional or Unintentional)	To distinguish from “28-Failure to Keep in Proper Lane”; when a vehicle loses control, crosses a divided highway, it is coded as “28” not “50.” Bicycle driving against traffic.
*Note: Also applies to pedestrians	

Related Factors	Examples/Notes
51 Operator Inexperience	Non-motorist unfamiliar with vehicle.
52 Unfamiliar with Roadway	Non-motorist unfamiliar with roadway, based on the judgment of the police officer.
53 Stopped in Roadway (Vehicle Not Abandoned)	<p>“53” signifies both in the process of stopping and “stopped” vehicles. Usually implies unusual condition.</p> <p>Excludes stopping in traffic or stopping for traffic control.</p>
55 Getting Off/Out of or On/In to Moving Transport Vehicle	Only describes passenger of motor vehicle in transport, occupant of non-motor transport device, and pedestrian.
56 Getting Off/Out of or On/In to Non-moving Transport Vehicle	Only describes occupant of motor vehicle not in transport, occupant of non-motor transport device, and pedestrian.
57 Improper Tire Pressure	Signifies that improper tire pressure is not a defect, but rather the irresponsibility of non-motorist.
58 Locked Wheel	<p>Occurs when braking too suddenly as noted by police officer.</p> <p>Can't be inferred just from skid marks.</p>
59 Overcorrecting	<p>Based on the judgment of the police officer, with knowledge of non-motorist' intention.</p> <p>Oversteering.</p>
<u>Vision Obscured by:</u>	
NOTE: Factors “60-84” describe mainly bicyclists, cyclists and occupants of other non-motor transport devices.	
60 Rain, Snow, Fog Smoke, Sand, Dust	
61 Reflected Glare, Bright Sunlight, Headlights	

Related Factors	Examples/Notes
62 Curve, Hill, or Other Design Features (including traffic signs, embankment)	
63 Building, Billboard, Other Structures	
64 Trees, Crops, Vegetation	
65 Motor Vehicle (including load)	Car stopped on roadway. Tractor trailer moving on road. School bus stopped, loading or unloading children.
66 Parked Vehicle	Vehicle stopped on shoulder, in parking lane.
67 Splash or Spray of Passing Vehicle	
68 Inadequate Lighting System	
69 Obstructing Angles on Vehicle	Obstructing angles on this driver’s vehicle. Not to be confused with visual obstructions from other vehicles. (See codes “65” and “66.”)
70 Mirrors – Rear View	
71 Mirrors – Other	
72 Other Obstruction	Trailer (only) left parked.
<u>Avoiding Swerving, Sliding Due To:</u>	
73 Severe Crosswind	
74 Wind From Passing Truck	
75 Slippery or Loose Surface	Refers to actual condition of roadway surface, i.e., loose gravel roadway. Slippery or old worn blacktop. Newly paved surface.

Related Factors	Examples/Notes
76 Tire Blowout or Flat	
77 Debris or Objects in Road	Nails, glass, trash cans, tire retread, trash, dead animals, pile of sand, etc.
78 Ruts, Holes, Bumps in Road	
79 Live Animals in Road	
80 Vehicle in Road	Includes both contact and non-contact vehicles that remain at the scene.
81 Phantom Vehicle	Non-contact vehicle that leaves the scene as described by the police officer.
82 Pedestrian, Pedalcyclists, or other Non-motorist.	
83 Ice, Snow, Slush, Water, Sand, Dirt, Oil, Wet Leaves on Road	This is for the substances on roadway which causes roadway to be slick, which may interfere with traction. These are not part of the roadway design (see code "75").
<u>Other Non-Motorist Factors</u>	
86 Carrying Hazardous Cargo Improperly	Any hazardous cargo in any vehicle carried improperly as noted police officer.
90 Non-Motorist Pushing a Vehicle.	Not part of "Avoiding, Swerving or Sliding" section.
99 Unknown	

SUPPLEMENTAL

THESE ELEMENTS DO NOT APPEAR ON THE CODING FORMS
They are presented on-screen by the M.D.E. System.

PERSON LEVEL ELEMENTS

Including Coding Instructions

SP1 – Death Certificate Number

SP2 – Fatal Injury At Work

SP3 – Race/Hispanic Origin

DEATH CERTIFICATE NUMBER

Format: 12 numeric

Element Values:

Blanks	0000-00-000000	Not Applicable (not a fatality)
--------	----------------	---------------------------------

Any Numeric Characters	9999-99-999999	Unknown
------------------------	----------------	---------

Remarks:

THIS ELEMENT DOES NOT APPEAR ON THE CODING FORMS.
It is presented on-screen by the M.D.E. System.

Code the sequence number from the death certificate as assigned by your State Vital Statistics Department. The sequence number is six digits in length and is part of the State File Number.

The format for coding the numbers is as follows:

First four digits	_ _ _ _	City (where death occurred)
Next two digits	_ _	State (where death occurred)
Last six digits	_ _ _ _ _ _	Sequence Number (as assigned by State Vital Statistics Department)

If this person is not a fatality, zero-fill this element.

Use GSA codes for the City and State where the death occurred according to the death certificate. These are the same GSA codes you use for the City variables (A7) in the Accident Level Form:

0000	Not a fatality or death not within city limits and no location code is available
0001-9996	GSA Geographical Location Codes
9997	Other (Death within city limits, but no GSA code available for this city)
9999	Unknown (City where death occurred cannot be found on death certificate).

The State codes are the same those you use for variables A1, V1, D1 and P1:

00	Not a fatality	30	Montana
01	Alabama		-
02	Alaska		-
	-		-
	-		-
	-		-
	-		-
29	Missouri	56	Wyoming

If the fatal crash occurred in your State, but the death occurred in a hospital of another State, please attempt to obtain the death certificate from that State and code the City and State where the death occurred.

If a person dies at the accident scene, code the appropriate city code or location code for the accident location. Code "0000" if the location is not within a city, and no geographical location code is available.

If the location is not within a city, but a geographical location code is available, use the location code.

If a person is transported by EMS and dies en-route or at the hospital, use the city code for the hospital's location.

Code the exact sequence number as indicated on the death certificate. If the sequence number is less than six-digits long (e.g., it is 12345 (five digits)) right-justify your coded number and zero-fill the first (and/or second digit) (_0_ _1_ _2_ _3_ _4_ _5_).

Note that if you receive a copy of the death certificate from the Medical Examiner or Coroner, it may not contain the sequence number. The sequence number needed is the one assigned by your State Vital Statistics or Vital Records Department, which is subsequently sent to the National Center for Health Statistics. In those instances, leave the sequence number blank until you are able to obtain it in a follow-up effort with your Vital Statistics Department.

If the sequence number contains a letter in it (e.g., N12345), simply ignore the letter and code the numbers only (right-justified), (e.g. _0_ _1_ _2_ _3_ _4_ _5_).

If the death certificate number cannot be obtained, "9-fill" this element.

If the death certificate number can be obtained, but is not yet received, leave this element blank until the number is available.

Consistency Checks:

	IF	THEN
(7E0P) 1.	INJURY SEVERITY equals 4,	DEATH CERTIFICATE NUMBER must NOT equal 0000- 00-000000.
(7F0P) 2.	DEATH CERTIFICATE NUMBER not blank or 0000- 00-000000,	INJURY SEVERITY must equal 4.

FATAL INJURY AT WORK

Format: 1 numeric

Element Values:

Blank	
0	No
1	Yes
8	Not Applicable (not a fatality)
9	Unknown

Remarks:

THIS ELEMENT DOES NOT APPEAR ON THE CODING FORMS.
It is presented on-screen by the M.D.E. System.

THE DEATH CERTIFICATE ALSO INDICATES WHETHER THE VICTIM WAS ON-THE-JOB AT THE TIME OF FATAL INJURY.

Use code "0" – No	if the injury was not at work.
Use code "1" – Yes	if the injury was on the job.
Use code "8" – Not Applicable	if the victim <u>was not a fatality</u> use.
Use code "9" – Unknown	if the death certificate does not indicate whether the injury was at work or if you do not have access to death certificate information


Additional Remarks:

FATAL INJURY AT WORK SHOULD ONLY BE DETERMINED FROM THE DEATH CERTIFICATE, NOT FROM ANY OTHER SOURCE. HOWEVER, IT IS NOT NECESSARY TO HAVE A COPY OF THE DEATH CERTIFICATE.

Consistency Checks:

	IF	THEN
(7R0P) 1.	FATAL INJURY AT WORK equals 0-1, 9,	INJURY SEVERITY must equal 4.

IF**THEN**

- 
- (7W0P) 2. FATAL INJURY AT WORK equals 8, INJURY SEVERITY must not equal 4.
- (P130) 3. BODY TYPE equals 60-67, 71-72, 78-79, and PERSON TYPE equals 01, and INJURY SEVERITY equals 4, FATAL INJURY AT WORK should equal 1.

RACE/HISPANIC ORIGIN

Format: 2 set, 2 numeric

Element Values:

Detail Race



Blanks

- 00 *Not a Fatality (not applicable)*
- 01 White
- 02 Black
- 03 American Indian (includes Aleuts and Eskimos)
- 04 Chinese
- 05 Japanese
- 06 Hawaiian (includes part-Hawaiian)
- 07 Filipino
- 18 Asian Indian
- 19 Other Indian (includes South and Central America, any others, except American or Asian Indians)
- 28 Korean
- 38 Samoan
- 48 Vietnamese
- 58 Guamanian
- 68 Other Asian or Pacific Islander
- 78 Asian or Pacific Islander, No Specific (individual) Race

- 97 Multiple Races (Individual races not specified; ex. "mixed")
- 98 All Other Races
- 99 Unknown

Hispanic Origin



- 00 *Not a Fatality (not applicable)*
- 01 Mexican
- 02 Puerto Rican
- 03 Cuban
- 04 Central or South American
- 05 European Spanish
- 06 *Hispanic, Origin not Specified or Other Origin*
- 07 Non-Hispanic

- 99 Unknown



Remarks:

Race and Hispanic Origin should be obtained from the death certificate only.

THIS ELEMENT DOES NOT APPEAR ON THE CODING FORMS: It is presented on-screen by the M.D.E. System.

Both RACE and HISPANIC ORIGIN are coded for fatal victims only (INJURY SEVERITY on this person must be coded "4 - Fatal"). If INJURY SEVERITY is coded other than "4" on the Person Level, the M.D.E. System will automatically enter "00's" in both the RACE and HISPANIC ORIGIN fields.

In general, the actual race will be written literally (i.e., white, black, Chinese, etc.) on the death certificate. Hispanic Origin comes directly from a check box. Within that box, if Hispanic Origin is "yes" a specific location (i.e., Cuba, Puerto Rico or Mexico) is indicated.

For translating the entries on the death certificate, refer to the table, "Detail Race and Hispanic Origin for FARS." This table is based on the guidelines provided by the Center for Disease Control (CDC). The only exception is Hawaiian. Any race with Hawaiian is coded Hawaiian (See code "06-Hawaiian").

DETAIL RACE

Code "01-White" should be coded for persons listed as White, Mexican, Puerto Rican, Cuban and Caucasian for race.

Code "03-American Indian" includes American, Aleut, Alaskan, Canadian and Eskimo.

Code "06-Hawaiian" should be coded for any person listed as Hawaiian, even if another race is listed as well.

Code "19-Other Indian" includes South and Central America and any other Indians, except American or Asian Indians.

Code "68-Other Asian or Pacific Islander" is used when an "Other Asian" or "Pacific Island" race is specified, and it is other than Chinese (Code "04"), Japanese (Code "05"), Hawaiian (Code "06"), Filipino (Code "07"), Asia Indian (Code "18"), Korean (Code "28"), Samoan (Code "38"), Vietnamese (Code "48"), or Guamanian (Code "58").

Code "78-Asian or Pacific Islander, No Specific (individual) Race" is used when the death certificate or report lists "Asian" for race.

Code "97-Multiple Races" is used when the death certificate indicates more than one race without specifying the individual races (e.g., "mixed," "multiple races," "multi-racial," etc.)

Code “98-All Other Races” is used if an individual race listed on the death certificate or report is not found on the translation table.

If more than one race is listed on the death certificate or report, code the race entry listed first. An example is “American Indian/White,” which should be coded “03-American Indian.” Again, Hawaiian is the exception. (See code “06-Hawaiian.”)



HISPANIC ORIGIN

Code “06-Hispanic Origin Not Specified, or Other Origin.” *This includes when you know they are Hispanic, but the specific origin is not specified (e.g., Hispanic, Latino, Latin American, South American).*

Code “99-Unknown.” *This person could be Hispanic, or not. You don’t have enough information to determine whether or not they are Hispanic. (E.g., all you know is that Race is “White,” “Black,” “European,” or “Indian,” and no other information is provided.)*

If you receive a listing from the Vital Statistics Department, be sure you request a translation table for the code structure. For FARS, we tried to match the coding structure to the Department of Health’s (DOH) coding structure for these elements; however, it was necessary to modify DOH’s structure slightly in order to be consistent with other FARS codes.

Consistency Checks:

	IF	THEN
(7E1P) 1.	INJURY SEVERITY equals 4,	RACE must not equal 00.
(7E2P) 2.	INJURY SEVERITY equals 4,	HISPANIC ORIGIN must not equal 00.
(7E3P) 3.	INJURY SEVERITY does not equal 4,	RACE AND HISPANIC ORIGIN must equal 00.
(7F1P) 4.	RACE equals 00,	INJURY SEVERITY must not equal 4.
(7F2P) 5.	HISPANIC ORIGIN equals 00,	INJURY SEVERITY must not equal 4.
(7F3P) 6.	RACE is not equal to 00 and HISPANIC ORIGIN is not equal to 00,	INJURY SEVERITY must equal 4.

DETAIL RACE AND HISPANIC ORIGIN FOR FARS

Race (CDC)	Ancestry/ Ethnicity (CDC)	Country	Region	CDC Race*	CDC Ethnic*	FARS Detail Race	FARS Hispanic Origin
	Acadian			--	15	99	07
Afghanistan	Afghan	Afghanistan	Middle East	1	21	01	07
African	African			2	24	02	07
African/American				2	--	02	07
Afro/American	Afro-American			2	24	02	07
Alaskan Indian				3	--	03	07
	Alaskan Native			--	07	03	07
	Albanian	Albania	Europe	--	19	01	07
Aleut	Aleut			3	07	03	07
Algerian	Algerian	Algeria	North Africa	1	23	01	07
Amerasian				9	--	98	99
American	American			1	06	99	99
American Indian	American Indian			3	07	03	07
	American Negro			--	24	02	07
	American White			--	06	01	99
Amish	Amish			1	99	01	07
		Andorra		--	--	01	99
Anglo-Saxon	Anglo Saxon			1	08	01	07
	Anglo American			--	08	99	07
	Angolan	Angola	Africa	--	24	02	07
Antiguans and Barbudans		Antigua & Barbuda		--	--	02	07
	Arab			--	22	01	07
Arabian				1	--	01	07
Argentinian	Argentina (Argentino)	Argentina	South America	1	04	01	04
	Arian			--	99	99	99
Armenian	Armenian	Armenia	Europe	1	22	01	07

* SEE CENTERS FOR DESEASE CONTROL (CDC) CODES

DETAIL RACE AND HISPANIC ORIGIN FOR FARS

Race (CDC)	Ancestry/ Ethnicity (CDC)	Country	Region	CDC Race*	CDC Ethnic*	FARS Detail Race	FARS Hispanic Origin
Aryan				1	--	01	99
Asian	Asian			9	22	78	07
Asian Indian	Asian Indian			9	21	18	07
Asiatic				9	--	78	07
Assyrian	Assyrian			1	22	01	07
Athapaskan				3	--	03	07
Australian	Australian	Australia	Australasia & Pacific	1	20	01	07
Austrian	Austrian	Austria	Europe	1	16	01	07
		Azerbaijan	Europe	--	--	01	07
Azores	Azorean	Azores	Europe	1	19	01	07
Bahamian	Bahamian	Bahamas		6	99	98	07
	Bahrain	Bahrain	Middle East	--	22	01	07
	Baleanc Islands			--	05	01	05
Bangladeshi	Bangladesh	Bangladesh	Asia	9	21	68	07
		Barbados		--	--	02	07
Basque	Basque			1	05	01	05
Bavarian	Bavarian			1	16	01	07
	Belgian	Belgium	Europe	--	16	01	07
Belizian	Belizian	Belize	Central America	6	04	98	04
	Belorussian, Byelorussian	Belarus	Europe	--	18	01	07
Bengali	Bengali			6	21	98	07
	Benin	Benin	Africa	--	24	99	07
	Bermudan	Bermuda		--	15	99	07
	Bhutanese	Bhutan	Asia	--	21	68	07
Bilatian	Bilatian		Africa	2	24	02	07
Black	Black			2	24	02	07
Blanc				1	--	01	99

* SEE CENTERS FOR DESEASE CONTROL (CDC) CODES

DETAIL RACE AND HISPANIC ORIGIN FOR FARS

Race (CDC)	Ancestry/ Ethnicity (CDC)	Country	Region	CDC Race*	CDC Ethnic*	FARS Detail Race	FARS Hispanic Origin
Bohemian	Bohemian			1	18	01	07
Bolivian	Bolivia (Boliviano)	Bolivia	South America	1	04	01	04
	Boricua (Borinquano)			--	05	99	05
		Bosnia-Herzegovna	Europe	--	--	01	07
	Botswana	Botswana	Africa	--	24	99	07
Brava (Bravo)				1	--	01	99
Brazilian	Brazilian	Brazil	South America	1	15	01	04
	British			--	08	99	07
British Honduran		(See Belize)		0	--	98	04
Brown				2	--	02	99
		Brunei	Asia	--	--	68	07
	Bulgarian	Bulgaria	Europe	--	18	01	07
		Burkina Faso	Africa	--	--	99	07
Burmese	Burmese	Burma (Also Myanmar)	Asia	9	20	68	07
	Burundi	Burundi	Africa	--	24	99	07
Cajun	Cajun			1	15	01	07
	California			--	05	99	05
Cambodian	Cambodian	Cambodia	Asia	9	20	68	07
	Cameroon	Cameroon	Africa	--	24	99	07
Canadian	Canadian	Canada	North America	1	15	01	07
Canadian Indian				3	--	03	07
Canadian Mexican				3	--	03	01
	Canary Islands			--	05	99	05
	Cantonese			--	20	78	07
Cape Verde	Cape Verdean	Cape Verde	Africa	2	24	02	07
Carib				6	--	98	99
	Castillan			--	05	01	05

* SEE CENTERS FOR DESEASE CONTROL (CDC) CODES

DETAIL RACE AND HISPANIC ORIGIN FOR FARS

Race (CDC)	Ancestry/ Ethnicity (CDC)	Country	Region	CDC Race*	CDC Ethnic*	FARS Detail Race	FARS Hispanic Origin
	Catalonia			--	05	01	05
Caucasian	Caucasian			1	99	01	07
		Cayman Islands		--	--	99	99
	Celltic			--	08	01	07
	Central African Republic	Central African Republic	Africa	--	24	02	07
	Central European			--	99	99	99
	Centroamericano			--	04	99	04
Ceylonese	Ceylonese			9	21	68	07
	Chad	Chad	Africa	--	24	99	07
Chamorro	Chamorro			9	20	68	07
Chicano	Chicano			1	01	01	01
Chicano/Mex/American				1	--	01	01
	Chile (Chilano)	Chile	South American	--	04	01	04
Chinese	Chinese	China	Asia	4	20	04	07
Chinese/White				4	--	04	99
Colombian	Colombia (Colombiano)	Colombia	South America	1	04	01	04
Colored				2	--	02	99
		Comoros	Africa	--	--	99	07
	Congolese	Congo (Republic of)	Africa	--	24	99	07
Costa Rican	Costa Rica (Constarricense)	Costa Rica	Central America	1	04	01	04
Creole	Creole			1	16	01	99
	Croatian	Croatia	Europe	--	19	01	07
Crucian				1	--	01	99
Cuban	Cuban	Cuba		1	03	01	03
	Cypriot	Cyprus	Europe	--	22	01	07
Czechoslovakian	Czechoslovakian	Czech Republic	Europe	1	18	01	07
	Dahomey		Africa	--	24	02	07

* SEE CENTERS FOR DESEASE CONTROL (CDC) CODES

DETAIL RACE AND HISPANIC ORIGIN FOR FARS

Race (CDC)	Ancestry/ Ethnicity (CDC)	Country	Region	CDC Race*	CDC Ethnic*	FARS Detail Race	FARS Hispanic Origin
Danish	Danish	Denmark	Europe	1	12	01	07
		Djibouti	Africa	--	--	99	07
		Dominica		--	--	99	99
Dominican	Dominican Republic	Dominican Republic		2	04	02	04
	Dutch	Netherlands	Europe	--	16	01	07
Dutch East Indian				9	--	68	99
East Indian	East Indian			9	20	68	07
	Eastern European			--	18	99	07
Ebian				1	--	01	99
Ecuadorian	Ecuador (Ecuadoriano)	Ecuador	South America	1	04	01	04
Egyptian	Egyptian	Egypt	North Africa	1	23	01	07
	El Salvador	El Salvador	Central America	--	04	98	04
English	English			1	08	01	07
		England	Europe	--	--	99	99
English-French			Europe	1	--	01	07
English-Irish			Europe	1	--	01	07
	Equatorial Guinea	Equatorial Guinea	Africa	--	24	99	07
Eritrean		Eritrea	Africa	2	--	02	07
Eskimo, Eskimoan	Eskimo, Eskimoan			3	07	03	07
	Espana, (Espanol)			--	05	01	05
	Estonian	Estonia	Europe	--	18	01	07
Ethiopia(n)	Ethiopian	Ethiopia	Africa	2	24	02	07
Eurasian	Eurasian			9	22	78	99
European	European			1	99	01	99
	Falkland Islands	Falkland Islands	South America	--	04	01	07
	Fernando PO			--	05	99	05
Fijan	Fijan	Fiji	Australasia & Pacific	9	20	68	07

* SEE CENTERS FOR DESEASE CONTROL (CDC) CODES

DETAIL RACE AND HISPANIC ORIGIN FOR FARS

Race (CDC)	Ancestry/ Ethnicity (CDC)	Country	Region	CDC Race*	CDC Ethnic*	FARS Detail Race	FARS Hispanic Origin
Filipino	Filipino	Philippines	Asia	8	20	07	07
Finnish	Finnish	Finland	Europe	1	17	01	07
	Flemish		Europe	--	16	01	07
	Franco American			--	11	99	07
French	French	France	Europe	1	11	01	07
French Canadian	French Canadian			1	15	01	07
		French Guiana		--	--	99	99
French Indian (American)	French Indian			3	07	03	07
French Indian (India)				9	--	18	07
		French Polynesia		--	--	68	07
	Gabonese	Gabon	Africa	--	24	99	07
	Galapagos Islands			--	04	01	04
	Gambian	Gambia	Africa	--	24	99	07
	Georgian	Georgia	Europe	--	18	01	07
German	German	Germany	Europe	1	10	01	07
Ghanaian	Ghanaian	Ghana	Africa	2	24	02	07
Gilbertese				9	--	68	07
	Great Russian			--	18	01	07
Greek	Greek	Greece	Europe	1	19	01	07
	Greenland	Greenland		--	15	99	07
		Grenada		--	--	02	07
		Guadeloupe		--	--	99	99
Guamanian	Guamanian	Guam		9	20	58	07
Guatemalan	Guatemala (Guatemalteco)	Guatemala	Central America	6	04	98	04
	Guinean	Guinea	Africa	--	24	99	07
		Guinea-Bissau	Africa	--	--	99	07
Guyanese	Guyanaq	Guyana	South America	0	15	99	07

* SEE CENTERS FOR DESEASE CONTROL (CDC) CODES

DETAIL RACE AND HISPANIC ORIGIN FOR FARS

Race (CDC)	Ancestry/ Ethnicity (CDC)	Country	Region	CDC Race*	CDC Ethnic*	FARS Detail Race	FARS Hispanic Origin
Gypsy	Gypsy			1	22	01	07
Haitian	Haitian	Haiti		2	15	02	07
Hamitic				2	--	02	07
Hawaiian	Hawaiian			7	20	06	07
Hawaiian/Part Hawaiian				7	--	06	07
Hebrew	Hebrew			1	22	01	07
Hindu	Hindu			9	21	78	07
Hispanic	Hispanio			1	05	01	06
Hmong	Hmong			9	20	68	07
Honduran	Honduras (Hondureno)	Honduras	Central America	6	04	98	04
	Hong Kong	Hong Kong	Asia	--	20	78	07
Hungarian	Hungarian	Hungary	Europe	1	18	01	07
	Iberian (Ibero)			--	05	01	05
Icelandic	Icelandic	Iceland	Europe	1	17	01	07
India				9	--	18	07
Indian (From India)	Indian (From India)	India	Asia	9	21	18	07
Indian (American)				3	--	03	07
Indian (Argentina)				6	--	98	04
Indian (AM,AK,CN,MX)				3	--	03	99
Indo-Aryan				9	--	78	07
Indonesian	Indonesian	Indonesia	Asia	9	20	68	07
Iran(ian)	Iranian	Iran	Middle East	1	22	01	07
Iraqi	Iraqi	Iraq	Middle East	1	22	01	07
Irish	Irish	Ireland	Europe	1	09	01	07
Islamic				1	--	01	07
Israelite	Israeli	Israel	Middle East	1	22	01	07
Italian	Italian	Italy	Europe	1	14	01	07

* SEE CENTERS FOR DESEASE CONTROL (CDC) CODES

DETAIL RACE AND HISPANIC ORIGIN FOR FARS

Race (CDC)	Ancestry/ Ethnicity (CDC)	Country	Region	CDC Race*	CDC Ethnic*	FARS Detail Race	FARS Hispanic Origin
	Ivory Coast	Ivory Coast/Cote D'Ivoire	Africa	--	24	02	07
Jackson (Jack) White				6	--	98	99
Jamaican	Jamaican	Jamaica		2	15	02	07
Japanese	Japanese	Japan	Asia	5	20	05	07
Java	Javanese			9	20	68	07
Jew	Jewish			1	99	01	99
Jordanian	Jordanian	Jordan	Middle East	1	22	01	07
	Kashmirian			--	21	99	07
		Kazakhstan	Asia	--	--	68	07
Kenyan	Kenyan	Kenya	Africa	2	24	02	07
		Kiribati		--	--	99	99
Korean	Korean	Korea-North	Asia	9	20	28	07
Korean	Korean	Korea-South	Asia	9	20	28	07
Kuwaitian	Kuwaiti	Kuwait	Middle East	1	22	01	07
		Kyrgyzstan	Asia	--	--	68	07
Ladina				1	--	01	99
	La Raza			--	05	01	01
Laotian	Laotian	Laos	Asia	9	20	68	07
Latin American	American			1	05	01	06
	Latino			--	05	01	06
Latvian	Latvian	Latvia	Europe	1	18	01	07
Lebonese	Lebonese	Lebanon	Middle East	1	22	01	07
	Lesotho	Lesotho	Africa	--	24	99	07
Liberian	Liberian	Liberia	Africa	2	24	02	07
Libyan	Libyan	Libya	North Africa	1	23	01	07
		Liechtenstein	Europe	--	--	01	07
Lithuanian	Lithuanian	Lithuania	Europe	1	18	01	07

* SEE CENTERS FOR DESEASE CONTROL (CDC) CODES

DETAIL RACE AND HISPANIC ORIGIN FOR FARS

Race (CDC)	Ancestry/ Ethnicity (CDC)	Country	Region	CDC Race*	CDC Ethnic*	FARS Detail Race	FARS Hispanic Origin
		Luxembourg	Europe	--	--	01	07
		Macau		--	--	04	07
		Macedonia	Europe	--	--	01	07
	Madagascan	Madagascar	Africa	--	24	99	07
	Majorca			--	05	99	05
Malawian	Malawi	Malawi	Africa	2	24	02	07
Malayan	Malaysian	Malaysia	Asia	9	20	68	07
		Maldives	Asia	--	--	99	07
	Mali	Mali	Africa	--	24	99	07
	Mallorca (Mallorquin)			--	05	99	05
Maltese	Maltese	Malta	Europe	1	19	01	07
Maori	Maori			9	20	68	07
Marshallese		Marshall Islands	Australasia & Pacific	9	--	68	07
Marshenese				1	--	01	99
		Martinique		--	--	02	07
Mauritian	Mauritanian	Mauritania	Africa	1	24	01	07
	Mauritius	Mauritius	Africa	--	24	99	07
Mediterranean				1	--	01	99
Melanesian	Melanesian			9	20	68	07
Mestizo				6	--	03	04
Mestizo-Inca				6	--	03	04
Mexican	Mexican (Mexicano)	Mexico	North America	1	01	01	01
Mexican Indian				3	--	03	01
	Mexican American			--	01	99	01
Micronesian	Micronesian			9	20	68	07
Mixed	Mixed			6	99	98	99
Mohammed Ali				6	--	98	07

* SEE CENTERS FOR DESEASE CONTROL (CDC) CODES

DETAIL RACE AND HISPANIC ORIGIN FOR FARS

Race (CDC)	Ancestry/ Ethnicity (CDC)	Country	Region	CDC Race*	CDC Ethnic*	FARS Detail Race	FARS Hispanic Origin
Mohammedan (Moslem)				1	--	01	07
		Moldova	Europe	--	--	01	07
		Monaco	Europe	--	--	01	07
Mongolian	Mongolian	Mongolia	Asia	--	20	68	07
		Montenegro		--	--	01	07
Moor(ish)				6	--	98	07
Morroccan	Morroccan	Morocco	North Africa	1	23	01	07
	Moslem			--	99	99	99
Mugandan				2	--	02	99
Mullato				2	--	02	99
Muslim	Muslim			1	99	01	99
		Mozambique	Africa	--	--	02	07
		Myanmar (also Burma)	Asia	--	--	68	07
		Namibia	Africa	--	--	02	07
Nassau				2	--	02	99
	Native American			--	07	03	07
		Nauru	Australasia & Pacific	--	--	78	07
Negro	Negro			2	24	02	07
Negro/Indian				2	--	02	07
Nepalese	Nepali	Nepal	Asia	9	21	68	07
		Netherlands	Europe	--	--	01	07
		Netherlands Antilles		--	--	99	99
		New Caledonia	Australasia & Pacific	--	--	78	07
	New Zelande	New Zealand	Australasia & Pacific	--	20	99	07
	Newfoundland			--	15	01	07
Nicaraguan	Nicaragua (Nicaraguense)	Nicaragua	Central America	6	04	98	04

* SEE CENTERS FOR DESEASE CONTROL (CDC) CODES

DETAIL RACE AND HISPANIC ORIGIN FOR FARS

Race (CDC)	Ancestry/ Ethnicity (CDC)	Country	Region	CDC Race*	CDC Ethnic*	FARS Detail Race	FARS Hispanic Origin
	Niger	Niger	Africa	--	24	02	07
Nipponese (Nipon)	Nipponese			5	20	05	07
Nigerian	Nigerian	Nigeria	Africa	2	24	02	07
Nordic	Nordic (Icelandic)			1	17	01	07
	North American			--	15	99	99
		Northern Ireland	Europe	--	--	01	07
Norwegian	Norwegian	Norway	Europe	1	12	01	07
Nubian				2	--	02	07
Occidental				1	--	01	99
Octaroon				2	--	02	99
Okinawan	Okinawan			5	20	05	07
		Oman	Middle East	--	--	01	07
	Oriental			--	20	78	07
	Pacific Islander			--	20	78	07
Pakistani	Pakistani	Pakistan	Asia	9	21	18	07
Palauan		Palau	Australasia & Pacific	9	--	68	
Palestinian	Palestinian			1	22	01	07
Panamanian	Panama (Panameno)	Panama	Central America	6	04	98	04
		Papua New Guinea	Australasia & Pacific	--	--	99	07
	Paraguay (Paraguayo)	Paraguay	South America	--	04	98	04
Parsi				1	--	01	99
	Pennsylvania Dutch			--	10	01	07
Persian	Persian			1	22	01	07
Peruvian	Peru (Peruano)	Peru	South American	1	04	01	07
Philipino	Philipino	Philippines	Asia	8	20	07	07
Polish	Polish	Poland	Europe	1	13	01	07

* SEE CENTERS FOR DESEASE CONTROL (CDC) CODES

DETAIL RACE AND HISPANIC ORIGIN FOR FARS

Race (CDC)	Ancestry/ Ethnicity (CDC)	Country	Region	CDC Race*	CDC Ethnic*	FARS Detail Race	FARS Hispanic Origin
Polynesian	Polynesian			9	20	68	07
Ponapean				9	--	68	07
Portuguese	Portuguese	Portugal	Europe	1	19	01	07
	Prussia			--	10	01	07
Puerto Rican	Puerto Rican (Puertorriqueno)	Puerto Rico		1	02	01	02
Punjabi	Punjabi			9	20	68	07
	Qatar	Qatar	Middle East	--	22	99	07
Quadroon				2	--	02	99
Red	Red			3	07	03	07
Rhodesian		Rhodesia		--	24	02	07
		Reunion	Africa	--	--	99	07
Romanian		Romania	Europe	1	--	01	07
	Romany			--	22	99	07
Rotanese				9	--	68	99
	Rumanian			--	18	99	07
Russian	Russian	Russia	Europe	1	18	01	07
	Rwanda	Rwanda	Africa	--	24	02	07
Ryukyuan				5	--	05	07
Salpanese				9	--	68	99
Salvadorian	Salvadoreno			6	04	98	04
Samoa(n)	Samoaan	American Samoa	Australasia & Pacific	9	20	38	07
		Saint Kitts-Nevis		--	--	02	07
		Saint Lucia		--	--	02	07
		Saint Vincent		--	--	02	07
		San Marino		--	--	01	07
		Sao Tome and Principe	Africa	--	--	02	07

* SEE CENTERS FOR DESEASE CONTROL (CDC) CODES

DETAIL RACE AND HISPANIC ORIGIN FOR FARS

Race (CDC)	Ancestry/ Ethnicity (CDC)	Country	Region	CDC Race*	CDC Ethnic*	FARS Detail Race	FARS Hispanic Origin
Saudia-Arabian	Saudi Arabian	Saudi Arabia	Middle East	1	22	01	07
Saxon(y)				1	--	01	07
Scandinavian	Scandinavian			1	12	01	07
Scotch	Scottish	Scotland	Europe	1	08	01	07
	Scotch-Irish			--	08	01	07
Selawik				3	--	03	07
Semitic				1	--	01	99
		Senegal	Africa	--	--	02	07
Serbian	Serbian	Serbia	Europe	1	19	01	07
	Serbo-Croatian			--	19	01	07
Servian				1	--	01	99
Seychelloise		Seychelles	Africa	2	--	02	07
Siamese	Siamese			9	20	68	07
Sicilian	Sicilian			1	14	01	07
	Sierra Leone	Sierra Leone	Africa	--	24	02	07
Sikh	Sikhs			9	21	68	07
	Singaporean	Singapore	Asia	--	20	68	07
Singhalese	Singhalese			9	21	68	07
Sino Burman				4	--	04	07
Slovakian	Slovak	Slovakia	Europe	1	18	01	07
	Sloavic (Slovenian)	Slovenia	Europe	--	19	01	07
	Slovikian			--	19	01	07
	Slovish			--	19	01	07
		Solomon Islands	Australasia & Pacific	--	--	68	07
	Somalian	Somalia	Africa	--	24	99	07
	South African	South Africa	Africa	--	24	99	07
South American				1	--	01	06

* SEE CENTERS FOR DESEASE CONTROL (CDC) CODES

DETAIL RACE AND HISPANIC ORIGIN FOR FARS

Race (CDC)	Ancestry/ Ethnicity (CDC)	Country	Region	CDC Race*	CDC Ethnic*	FARS Detail Race	FARS Hispanic Origin
	Southern European			--	19	01	99
Spanish	Spain (Spaniard)	Spain	Europe	1	05	01	05
		Sri Lanka	Asia		--	68	07
Sudanese	Sudanese	Sudan	North Africa	2	23	02	07
Sunni				1	--	01	07
	Swaziland			--	24	02	07
Swedish	Swedish	Sweden		1	12	01	07
	Swiss	Switzerland	Europe	--	16	01	07
Syrian	Syrian	Syria	Middle East	1	22	01	07
Tahitian				9	--	68	07
Taimskin				3	--	03	99
Taiwanese	Taiwanese	Taiwan	Asia	4	20	04	07
		Tajikistan	Asia	--	--	68	07
Tamil-Ceylonese				9	--	68	07
Tamil-Malayan				9	--	68	07
Tanzanian	Tanzanian	Tanzania	Africa	2	24	02	07
Teutonic				1	--	01	07
Thai	Thai	Thailand	Asia	9	20	68	07
Tibetan		Tibet		9	--	68	07
	Togolese	Togo	Africa	--	24	02	07
Tongan		Tonga	Australasia & Pacific	9	--	68	07
Triguano				6	--	98	99
Trinidadian	Trinidadian	Trinidad and Tobago		2	15	02	07
Tunisian	Tunisian	Tunisia	North Africa	1	23	01	07
Turk	Turkish	Turkey	Middle East	1	22	01	07
		Turkmenistan	Asia	--	--	68	07

* SEE CENTERS FOR DESEASE CONTROL (CDC) CODES

DETAIL RACE AND HISPANIC ORIGIN FOR FARS

Race (CDC)	Ancestry/ Ethnicity (CDC)	Country	Region	CDC Race*	CDC Ethnic*	FARS Detail Race	FARS Hispanic Origin
		Tuvalu	Australasia & Pacific	--	--	68	07
Ubontilian				9	--	68	07
Ugandan	Ugandan	Uganda	Africa	2	24	02	07
Ukrainian	Ukrainian	Ukraine	Europe	1	18	01	07
		United Arab Emirates	Middle East	--	--	01	07
	United Kingdom			--	08	99	07
		United States of America	North America	--	--	99	99
Unknown or Blank	Unknown			0	99	99	99
	Upper Volta		Africa	--	24	99	07
	Uruguay (Uruguayo)	Uruguay	South America	--	04	01	04
Ute				3	--	03	07
		Uzbekistan	Asia	--	--	68	07
	Valencian			--	05	01	05
		Vanuatu	Australasia & Pacific	--	--	68	07
Venezuela(n)	Venezuela (Venezolano)	Venezuela	South America	1	04	01	04
Vietnam(ese)	Vietnamese	Vietnam	Asia	9	20	48	07
	Viking			--	12	01	07
W				1	--	01	99
Welsh	Welsh	Wales (United Kindom)	Europe	1	08	01	07
West Indies (Indian)	West Indian			2	15	02	07
		Western Sahara	Africa	--	--	99	99
		Western Samoa	Australasia & Pacific	--	--	38	07
White	White			1	99	01	99
	White Russian			--	18	01	07
Wiam (White American)				1	--	01	99

* SEE CENTERS FOR DESEASE CONTROL (CDC) CODES

DETAIL RACE AND HISPANIC ORIGIN FOR FARS

Race (CDC)	Ancestry/ Ethnicity (CDC)	Country	Region	CDC Race*	CDC Ethnic*	FARS Detail Race	FARS Hispanic Origin
Yapanes				9	--	68	07
	Yellow			--	20	78	07
	Yemen	Yemen	Middle East	--	22	99	07
Yugoslavian	Yugoslavian	Yugoslavia	Europe	1	19	01	07
	Zaire	Zaire	Africa	--	24	02	07
	Zambian	Zambia	Africa	--	24	02	07
	Zanzibar			--	24	02	07
		Zimbabwe	Africa	--	--	02	07
Zoroastrian				1	--	01	07

CDC (CENTERS FOR DISEASE CONTROL) RACE CODES

CDC RACE CODE	RACE DISCRPTION
0	Unknown/Blank
1	White/Mexican/Puerto Rican, Other Caucasian
2	Black
3	Indian (American, Canadian, Alaskan, Aleut/Eskimo)
4	Chinese
5	Japanese
6	Other Non-White
7	Hawaiian/Part Hawaiian
8	Filipino
9	Asian/Pacific Island Other

* SEE CENTERS FOR DESEASE CONTROL (CDC) CODES

**DETAIL RACE AND HISPANIC ORIGIN FOR FARS
CDC (CENTERS FOR DISEASE CONTROL) ANCESTRY CODES**

CDC ANCESTRY CODE	<i>ANCESTRY/ETHNICITY DESCRIPTION</i>
01	Mexican
02	Puerto Rican
03	Cuban
04	Central or South American
05	Other & Unknown Spanish
06	"American"
07	Indian (American, Alaskan, Canadian or Mexican Indian, Eskimo & Aleut)
08	English, Scottish, Welsh, Scotch-Irish
09	Irish
10	German
11	French
12	Norwegian, Swedish, Danish
13	Polish
14	Italian
15	Other North, Central and South American or Canadian
16	Other Western European
17	Other Northern European
18	Other Eastern European
19	Other Southern European (Excluding Spain)
20	Southwest Asian & Pacific Islander
21	South Central Asian
22	Other Asian
23	North African
24	Other African
99	Unknown
Blank	Blank

* SEE CENTERS FOR DESEASE CONTROL (CDC) CODES

APPENDIX

2001 CONSISTENCY CHECKS

The following pages contain Consistency Checks,
Intraconsistency Checks and Special
Processing Rules.
It is arranged in alpha/numeric order.

All questions concerning the FARS Coding Manual and
coding issues should be directed to
NISR, Inc., 301-533-0751

ERROR CODE ERROR TEST

040F	The NUMBER OF PERSON FORMS given on the ACCIDENT FORM is not equal to the total of PEDESTRIAN FORMS and VEHICLE OCCUPANTS.
050P	If PERSON TYPE equals 03-08, 19, and VEHICLE FORMS SUBMITTED equals 01, then NON-MOTORIST STRIKING VEHICLE NUMBER must equal 01.
060P	If NON-MOTORIST STRIKING VEHICLE NUMBER is not equal to 00,99, then the NON-MOTORIST STRIKING VEHICLE NUMBER must equal one of the VEHICLE NUMBERS in the case.
170F	If MONTH equals current month, DAY must be at least 2 days prior to current day or 99.
1A0P	If RELATED FACTORS - ACCIDENT LEVEL equals 14, then NUMBER OF VEHICLE FORMS SUBMITTED must be greater than 01.
1C0P	If ACCIDENT MONTH is between June and December, then the vehicle MODEL YEAR must not be greater than ACCIDENT YEAR plus one.
1D0P	If SPECIAL USE equals 1, then BODY TYPE must equal 02-09, 12, 14-21, 28-29, 99.
1E0P	If IMPACT POINT-INITIAL equals 00, then IMPACT POINT-PRINCIPAL must equal 00.
1E1P	If IMPACT POINT-PRINCIPAL equals 00, then IMPACT POINT-INITIAL must equal 00.
1G0P	If one RELATED FACTORS-VEHICLE LEVEL equals 99, then both factors must equal 99.
1H0F	If DRIVER PRESENCE equals 2, 9, then PREVIOUS SPEEDING CONVICTIONS must be blank.
1H1F	If DRIVER PRESENCE equals 2, 9, then LICENSE STATE must be blank.
1H2F	If DRIVER PRESENCE equals 2, 9, then DRIVER LICENSE TYPE COMPLIANCE must be blank.

ERROR CODE	ERROR TEST
1H3F	If DRIVER PRESENCE equals 2, 9, then NON-CDL LICENSE STATUS and COMMERCIAL MOTOR VEHICLE LICENSE STATUS must be blank.
1H4F	If DRIVER PRESENCE equals 2, 9, then COMPLIANCE WITH LICENSE RESTRICTIONS must be blank.
1H6F	If DRIVER PRESENCE equals 2, 9, then VIOLATIONS CHARGED must be blank.
1H7F	If DRIVER PRESENCE equals 2, 9, then PREVIOUS RECORDED ACCIDENTS must be blank.
1H8F	If DRIVER PRESENCE equals 2, 9, then PREVIOUS RECORDED SUSPENSIONS must be blank.
1H9F	If DRIVER PRESENCE equals 2, 9, then PREVIOUS DWI CONVICTIONS must be blank.
1HAF	If DRIVER PRESENCE equals 2, 9, then PREVIOUS OTHER HARMFUL MV CONVICTIONS must be blank.
1HBF	If DRIVER PRESENCE equals 2, 9, then DATE OF LAST ACCIDENT, SUSPENSION, CONVICTION must be blank.
1HCF	If DRIVER PRESENCE equals 2, 9, then DATE OF FIRST ACCIDENT, SUSPENSION, CONVICTION must be blank.
1HDF	If DRIVER PRESENCE equals 2, 9, then DRIVER HEIGHT (feet and inches) must equal blank.
1HEF	If DRIVER PRESENCE equals 2, 9, then DRIVER WEIGHT must equal blank.
1I0P	If LICENSE STATE equals 99, then NON-CDL LICENSE STATUS and COMMERCIAL MOTOR VEHICLE LICENSE STATUS must not equal 0-8.
1J0P	If any counter equals 99, then all counters must equal 99.
1J1P	If any counter equals 99, then DATE OF LAST ACCIDENT, SUSPENSION, CONVICTION must equal 999999.
1J2P	If any counter equals 99, then DATE OF FIRST ACCIDENT, SUSPENSION, CONVICTION must equal 999999.

ERROR CODE	ERROR TEST
1K0P	If LICENSE STATE equals 99, then DRIVER LICENSE TYPE COMPLIANCE must not equal 0-3.
1L0P	If any RELATED FACTORS-DRIVER LEVEL equals blanks, all RELATED FACTORS-DRIVER LEVEL must equal blanks.
1M1F	If RELATED FACTORS-PERSON LEVEL equals 13, then PERSON TYPE must equal 08.
1M2F	If RELATED FACTORS-PERSON LEVEL equals 11, 19, then PERSON TYPE must equal 05.
1N0F	If PERSON TYPE equals 06, then RELATED FACTORS-PERSON LEVEL must not equal 09, 11-12, 19, 22, 32, 53, 68, 70-71, 90.
1P0F	If PERSON TYPE equals 03-08, 19, then NON-MOTORIST LOCATION must not equal 00.
1Q0F	If PERSON TYPE equals 01 and BODY TYPE equals 80-83,88-89, then SEATING POSITION must not equal 00, 12-55, 99.
1R0P	If SEATING POSITION equals 51 and BODY TYPE equals 24-25, 50-52, 58-59, then INJURY SEVERITY must not equal 0, 9.
1R1P	If <i>DIED AT SCENE/EN ROUTE</i> equals 7-8, then INJURY SEVERITY must equal 4.
1S0P	If MOST HARMFUL EVENT equals 08-15, 17-43, 45-46, 48-49, then VEHICLE ROLE must not equal 0.
1T0P	If SPEED LIMIT is greater than 55, and not equal to 99, then ROADWAY FUNCTION CLASS must not equal 15-16.
1U1F	If INJURY SEVERITY equals 4, then DEATH DATE must not equal 00000000.
1U2F	If INJURY SEVERITY equals 4, then DEATH TIME must not equal 0000.
1V0P	If DEATH MONTH or DAY equals 00 or DEATH YEAR equals 0000, then all must equal 0's.
1W0P	If any RELATED FACTORS-PERSON LEVEL equals 99, all factors must equal 99.

ERROR CODE	ERROR TEST
1Y0P	If RELATION TO JUNCTION equals 06, then RAIL GRADE CROSSING IDENTIFIER must not equal 000000.
1Z0P	If MOST HARMFUL EVENT equals 01, then ROLLOVER must not equal 0 for this vehicle, unless BODY TYPE equals 80-83, 88-89 or blank for this vehicle.
200P	If CITY is greater than 0000 and less than 9997 and COUNTY is greater than 000 and less than 997, then COUNTY and CITY must be valid codes for the STATE.
210P	If CITY is greater than 0000 and less than 9997, then COUNTY must not equal 999.
220P	If LIGHT CONDITION equals 4 and STATE is not equal to 02, then ACCIDENT TIME must equal 0300-0900, 0999, 9999.
230P	If LIGHT CONDITION equals 5 and STATE is not equal to 02, then ACCIDENT TIME must equal 1600-2200, 2299, 9999 (or if LIGHT CONDITION equals 5 and STATE equals 02, then ACCIDENT TIME must equal 1600-2300, 2399, 9999).
250P	If RELATION TO ROADWAY equals 03, <i>II</i> , then TRAFFICWAY FLOW must not equal 1, 4 or 9.
260P	If ROUTE SIGNING equals 1, then NATIONAL HIGHWAY SYSTEM must equal 1.
280P	If RELATION TO ROADWAY equals 07, ROUTE SIGNING must not equal 1.
2B0P	If JACKKNIFE equals 1-3, then VEHICLE TRAILING must not equal 0, 9.
2D0P	If SPECIAL USE equals 2, then BODY TYPE must equal 16, 19-21, 25, 28-29, 45, 48, 51-52, 58-59 or blanks.
2E0P	If IMPACT POINT-INITIAL equals 01-14, 99, then IMPACT POINT-PRINCIPAL must not equal 00.
2F0F	If NUMBER OF OCCUPANTS equals 00, then DRIVER PRESENCE must equal 2.
2G0P	If either RELATED FACTORS-VEHICLE LEVEL equals blanks, then the other factor must also equal blanks.

ERROR CODE ERROR TEST

2H0F	If DRIVER PRESENCE equals 2, 9, then RELATED FACTORS-DRIVER LEVEL must not equal 01-04, 06-07, 09, 11-14, 19, 46, 49, 52-53, 58-88, 90, 93-98.
2I0P	If LICENSE STATE equals 99, then COMPLIANCE WITH LICENSE RESTRICTIONS must not equal 0-3.
2J0P	If all counters are not blanks and PREVIOUS RECORDED ACCIDENTS not equal to 98 and any counter not equal to 00, 99, then DATE OF LAST ACCIDENT, SUSPENSION, CONVICTION must not equal 000000, 999999.
2J1P	If all counters are not blanks and PREVIOUS RECORDED ACCIDENTS not equal to 98 and any counter not equal to 00, 99, then DATE OF FIRST ACCIDENT, SUSPENSION, CONVICTION must not equal 000000, 999999.
2K0P	DATE OF FIRST ACCIDENT, SUSPENSION, CONVICTION must be less than or equal to DATE OF LAST ACCIDENT, SUSPENSION, CONVICTION.
2L0P	If any RELATED FACTORS-DRIVER LEVEL equals 99, then all RELATED FACTORS-DRIVER LEVEL must equal 99.
2M0F	If PERSON TYPE equals 01, then SEATING POSITION must not equal 00, 21-55.
2P0F	If PERSON TYPE equals 03-08,19, then EJECTION must equal 0.
2Q0F	If PERSON TYPE equals 02, 09 and BODY TYPE equals 01-02,04, 08, 10, 31-33, 39-41, 45, 48-49, 90-91, then SEATING POSITION must not equal 00, 31-50.
2R0P	If RESTRAINT SYSTEM USE equals 01-04, 06, 13-14, then BODY TYPE must not equal 80-83, 88-89, 91.
2S0P	If RESTRAINT SYSTEM USE equals 05, then AIR BAG AVAILABILITY/DEPLOYMENT must equal 30.
2T0P	If RESTRAINT SYSTEM USE equals 06, then AIR BAG AVAILABILITY/DEPLOYMENT must equal 00.
2U0P	If BODY TYPE equals 80-83, 88-91, then AIR BAG AVAILABILITY/DEPLOYMENT must equal 30.

ERROR CODE	ERROR TEST
2U1F	If INJURY SEVERITY is not equal to 4, then DEATH DATE must equal 00000000.
2U2F	If INJURY SEVERITY is not equal to 4, then DEATH TIME must equal 0000.
2U3F	If INJURY SEVERITY equals 2, 3, then TAKEN TO HOSPITAL OR TREATMENT FACILITY should not equal 0.
2V0P	If DEATH DAY and MONTH are greater than 00 and less than 99, then DEATH DAY must be a valid day for DEATH MONTH.
2W0P	If any RELATED FACTORS-PERSON LEVEL equals blanks, all factors must equal blanks.
2X0F	If VEHICLE NUMBER equals 00, then PERSON TYPE must not equal 01-02, 09.
2Z0F	If MOST HARMFUL EVENT equals 12-13, then NUMBER OF VEHICLE FORMS SUBMITTED must be greater than 01.
300P	If NATIONAL HIGHWAY SYSTEM equals 0, 9, then ROADWAY FUNCTION CLASS must not equal 01, 11.
320P	If ROADWAY FUNCTION CLASS equals 01, 11, and ROUTE SIGNING is not equal to 7, then NATIONAL HIGHWAY SYSTEM must equal 1.
330P	If NATIONAL HIGHWAY SYSTEM equals 0, 9, then ROUTE SIGNING must not equal 1.
340P	If ROUTE SIGNING equals 1, then the first position of TRAFFICWAY IDENTIFIER must be "T" and the second position must be "-".
350P	If ROUTE SIGNING equals 2, then the first two positions of TRAFFICWAY IDENTIFIER must be "US" and the third position must be "-".
360P	If ROUTE SIGNING equals 3, then the first two positions of TRAFFICWAY IDENTIFIER must be "SR" and the position must be "-".
3A0P	If SPECIAL USE equals 7, then BODY TYPE must equal 15, 19, 40, 48-49, 60-64, 66-67, 71-72, 78-79, 99.

ERROR CODE ERROR TEST

3B0P	If JACKKNIFE equals 2-3, then TRAVEL SPEED must not equal 00.
3C0P	If EXTENT OF DEFORMATION equals 6, then MANNER OF LEAVING SCENE must not equal 1.
3D0P	If SPECIAL USE for any vehicle equals 2, then SCHOOL BUS RELATED must equal 1.
3E0P	If IMPACT POINT-INITIAL equals 00, then VEHICLE ROLE must not equal 1-3, 9.
3E1P	If IMPACT POINT-INITIAL equals 01-14, 99, then VEHICLE ROLE must not equal 0.
3E2P	If VEHICLE ROLE equals 1-3, 9, then IMPACT POINT-INITIAL must not equal 00.
3E3P	If VEHICLE ROLE equals 0, then IMPACT POINT-INITIAL must equal 00.
3F0F	If NUMBER OF OCCUPANTS equals 97, and PERSON TYPE is not equal to 01, then INJURY SEVERITY must not equal 0,9.
3G0P	If the first RELATED FACTORS-VEHICLE LEVEL equals 00, then the other factor must also equal 00.
3H0F	If DRIVER PRESENCE equals 1, then there must be one and only one Person Level form for that vehicle with PERSON TYPE equal to 01, or there must be no Person Level form for that vehicle with PERSON TYPE equal to 01 and at least two Person Level forms for that vehicle with PERSON TYPE equal to 09.
3I1P	If LICENSE STATE equals 99, then all driver history counters PREVIOUS RECORDED ACCIDENTS must equal 99.
3I2P	If LICENSE STATE equals 99, then all driver history counters PREVIOUS RECORDED SUSPENSIONS AND REVOCATIONS must equal 99.
3I3P	If LICENSE STATE equals 99, then all driver history counters PREVIOUS DWI CONVICTIONS must equal 99.
3I4P	If LICENSE STATE equals 99, then all driver history counters PREVIOUS SPEEDING CONVICTIONS must equal 99.

ERROR CODE	ERROR TEST
3I5P	If LICENSE STATE equals 99, then all driver history counters PREVIOUS OTHER HARMFUL MV CONVICTIONS must equal 99.
3J0P	If all counters equal 00, then DATE OF LAST ACCIDENT, SUSPENSION, CONVICTION must equal 000000.
3J1P	If all counters equal 00, DATE OF FIRST ACCIDENT, SUSPENSION, CONVICTION must equal 000000.
3K0P	DATE OF LAST ACCIDENT, SUSPENSION, CONVICTION must be less than or equal to ACCIDENT DATE.
3L0P	If any RELATED FACTORS-DRIVER LEVEL equals 00, then all remaining RELATED FACTORS-DRIVER LEVEL must equal 00.
3M0F	If PERSON TYPE equals 01, then RESTRAINT SYSTEM USE must not equal 04, 06, 14.
3P0F	If PERSON TYPE equals 03-08,19, then INJURY SEVERITY must not equal 6.
3Q0F	If PERSON TYPE equals 02, 09, and BODY TYPE equals 01-16, 19-20, 22-25, 28-33, 39, 41-42, 50-52, 58-59, 65, 80-83, 88-89, 90-92, 97, then SEATING POSITION must not equal 00, 50.
3R0P	If AIR BAG AVAILABILITY/DEPLOYMENT does not equal 30, then SEATING POSITION must not equal 31-55.
3R1P	If AIR BAG AVAILABILITY/DEPLOYMENT equals 00, then SEATING POSITION must equal 00.
3R2P	If SEATING POSITION equals 00, then AIR BAG AVAILABILITY/DEPLOYMENT must equal 00.
3S0P	If SEATING POSITION equals 55, then EJECTION must equal 0.
3U0P	If DEATH DATE equals ACCIDENT DATE, and ACCIDENT TIME is not equal to 9999 (or ACCIDENT HOUR equals Death Hour and Accident Minute is not equal to 99), then DEATH TIME must not be less than ACCIDENT TIME.
3W0P	If any RELATED FACTORS-PERSON LEVEL equals 00, all subsequent factors must equal 00.
3X0F	If VEHICLE NUMBER is greater than 00, then PERSON TYPE must not equal 03-08, 19.

ERROR CODE ERROR TEST

420P	If MANNER OF COLLISION equals 5-6, then there must be at least two vehicle forms with IMPACT POINT-INITIAL equal to 01-05, 07-11, 99.
440F	If FIRST HARMFUL EVENT equals 08-09, 15, and RELATION TO ROADWAY equals 01, then there must be at least one Person Level form with NON-MOTORIST LOCATION equal to 01-04, 09-14, 19, 99.
450F	If FIRST HARMFUL EVENT equals 08-09, 15, and RELATION TO ROADWAY equals 07, then there must be at least one Person Level form with NON-MOTORIST LOCATION equal to 14.
460F	If FIRST HARMFUL EVENT equals 08-09, 15, and RELATION TO ROADWAY equals 02, then there must be at least one Person Level form with NON-MOTORIST LOCATION equal to 05,15.
470F	If FIRST HARMFUL EVENT equals 08-09, 15, and RELATION TO ROADWAY equals 03, 08, 10-11, then there must be at least one Person Level form with NON-MOTORIST LOCATION equal to 05, 15, 18, 99.
480F	If FIRST HARMFUL EVENT equals 08-09, 15, and RELATION TO ROADWAY equals 04, 06, then there must be at least one Person Level form with NON-MOTORIST LOCATION equal to 05, 09, 16, 18-19, 99.
490F	If FIRST HARMFUL EVENT equals 08-09, 15, and RELATION TO ROADWAY equals 05, then there must be at least one Person Level form with NON-MOTORIST LOCATION equal to 17.
4A0P	If BODY TYPE equals 80-83, 88-89, then SPECIAL USE must not equal 1-3, 6-7.
4C1P	If NUMBER OF OCCUPANTS is less than 97, BODY TYPE equals 01-05, 07-09, 14-15, 19, 97, VEHICLE TRAILING does NOT equal 0, then NUMBER OF OCCUPANTS must not be greater than 15.
4C2P	If NUMBER OF OCCUPANTS is less than 97, BODY TYPE equals 06, 11, 16, VEHICLE TRAILING does NOT equal 0, then NUMBER OF OCCUPANTS must not be greater than 22.
4C3P	If NUMBER OF OCCUPANTS is less than 97, BODY TYPE equals 12, VEHICLE TRAILING does NOT equal 0, then NUMBER OF OCCUPANTS must not be greater than 25.

ERROR CODE	ERROR TEST
4C4P	If NUMBER OF OCCUPANTS is less than 97, BODY TYPE equals 80-83, 88-89, VEHICLE TRAILING does NOT equal 0, then NUMBER OF OCCUPANTS must not be greater than 5.
4C5P	If NUMBER OF OCCUPANTS is less than 97, BODY TYPE equals 23, 42, 73, VEHICLE TRAILING does NOT equal 0, then NUMBER OF OCCUPANTS must not be greater than 30.
4C6P	If NUMBER OF OCCUPANTS is less than 97, BODY TYPE equals 60-65, 71-72, 79, VEHICLE TRAILING does NOT equal 0, then NUMBER OF OCCUPANTS must not be greater than 55.
4C7P	If NUMBER OF OCCUPANTS is less than 97, BODY TYPE equals 66, VEHICLE TRAILING does NOT equal 0, then NUMBER OF OCCUPANTS must not be greater than 77.
4C8P	If NUMBER OF OCCUPANTS is less than 97, BODY TYPE equals 91, VEHICLE TRAILING does NOT equal 0, then NUMBER OF OCCUPANTS must not be greater than 10.
4C9P	If NUMBER OF OCCUPANTS is less than 97, BODY TYPE equals 90, VEHICLE TRAILING does NOT equal 0, then NUMBER OF OCCUPANTS must not be greater than 20.
4C0P	If NUMBER OF OCCUPANTS is less than 97, BODY TYPE equals 99, VEHICLE TRAILING does NOT equal 0, then NUMBER OF OCCUPANTS must not be greater than 10.
4D0P	If SPECIAL USE equals 3, then BODY TYPE must equal 20-21, 24-25, 28-29,50-52,58-59.
4E1P	If no RELATED FACTORS-DRIVER LEVEL equals 55, and UNDERRIDE/OVERRIDE equals 1-3, then there must be another vehicle in the accident with BODY TYPE equal to 60-64, 66, 71-72,78, and with VEHICLE ROLE equal to 2-3.
4F1P	If NUMBER OF OCCUPANTS is less than 97 and BODY TYPE equals 01-05, 07-09, 14-15, 19, 97, and VEHICLE TRAILING equals 0, then NUMBER OF OCCUPANTS must not be greater than 15.
4F2P	If NUMBER OF OCCUPANTS is less than 97, and BODY TYPE equals 06, 11, 16, and VEHICLE TRAILING equals 0, then NUMBER OF OCCUPANTS must not be greater than 22.

ERROR CODE ERROR TEST

4F3P	If NUMBER OF OCCUPANTS is less than 97, and BODY TYPE equals 12, and VEHICLE TRAILING equals 0, then NUMBER OF OCCUPANTS must not be greater than 25.
4F4P	If NUMBER OF OCCUPANTS is less than 97, and BODY TYPE equals 80-83,88-89, and VEHICLE TRAILING equals 0, then NUMBER OF OCCUPANTS must not be greater than 5.
4F5P	If NUMBER OF OCCUPANTS is less than 97, and BODY TYPE equals 23, 42, 73, and VEHICLE TRAILING equals 0, then NUMBER OF OCCUPANTS must not be greater than 30.
4F6P	If NUMBER OF OCCUPANTS is less than 97, and BODY TYPE equals 60-65, 71-72, 79, and VEHICLE TRAILING equals 0, then NUMBER OF OCCUPANTS must not be greater than 55.
4F7P	If NUMBER OF OCCUPANTS is less than 97, and BODY TYPE equals 66, and VEHICLE TRAILING equals 0, then NUMBER OF OCCUPANTS must not be greater than 50.
4F8P	If NUMBER OF OCCUPANTS is less than 97, and BODY TYPE equals 91, and VEHICLE TRAILING equals 0, then NUMBER OF OCCUPANTS must not be greater than 10.
4F9P	If NUMBER OF OCCUPANTS is less than 97, and BODY TYPE equals 90, and VEHICLE TRAILING equals 0, then NUMBER OF OCCUPANTS must not be greater than 20.
4F0P	If NUMBER OF OCCUPANTS is less than 97, and BODY TYPE equals 99, and VEHICLE TRAILING equals 0, then NUMBER OF OCCUPANTS must not be greater than 10.
4G0P	A RELATED FACTORS-VEHICLE LEVEL between 01-38 can be used only once per vehicle form.
4H0F	If DRIVER PRESENCE equals 2, 9, then there must not be a Person Level form for that vehicle with PERSON TYPE equal to 01.
4H1P	If DRIVER HEIGHT/INCHES is less than 12, then DRIVER HEIGHT/FEET must not be blank.
4H2P	If DRIVER HEIGHT/INCHES is greater than 11, then DRIVER HEIGHT/FEET must equal 0.
4H3P	If DRIVER HEIGHT/FEET is 2-8, then DRIVER HEIGHT/INCHES must equal 00-11.

ERROR CODE	ERROR TEST
4H4P	If DRIVER HEIGHT/FEET equals 9, then DRIVER HEIGHT/INCHES must equal 99.
4H5P	If DRIVER HEIGHT/INCHES equals 99, then DRIVER HEIGHT/FEET must equal 9.
4H6P	If DRIVER HEIGHT/INCHES equals 98, then DRIVER HEIGHT/FEET must equal 0.
4H7P	If DRIVER HEIGHT/FEET is 0, then DRIVER HEIGHT/INCHES must equal 24-96, 98.
4J0P	If all counters are not blanks and the sum of all counters less than 98 is equal to 1, then DATE OF LAST ACCIDENT, SUSPENSION, CONVICTION must equal DATE OF FIRST ACCIDENT, SUSPENSION, CONVICTION.
4K0P	If Month of DATE OF LAST ACCIDENT, SUSPENSION, CONVICTION equals 00, then Year (of same) must equal 0000.
4K1P	If Year of DATE OF LAST ACCIDENT, SUSPENSION, CONVICTION equals 0000, then Month (of same) must equal 00.
4K2P	If Month of DATE OF FIRST ACCIDENT, SUSPENSION, CONVICTION equals 00, then Year (of same) must equal 0000.
4K3P	If Year of DATE OF FIRST ACCIDENT, SUSPENSION, CONVICTION equals 0000, then Month (of same) must equal 00.
4L0P	If any RELATED FACTORS-DRIVER LEVEL equals 49, then COMPLIANCE WITH LICENSE RESTRICTIONS must not equal 0-1, 3, 9.
4M0F	If PERSON TYPE equals 01-02, 09, then NON-MOTORIST LOCATION must not equal 01-19, 99.
4N1P	If VEHICLE CONFIGURAION does not equal 00 , then MOTOR CARRIER IDENTIFICATION NUMBER must not equal 00-000000000.
4N2P	If MOTOR CARRIER IDENTIFICATION NUMBER equals 00-000000000, then VEHICLE CONFIGURATION must equal 00 .

ERROR CODE ERROR TEST

4N4P	If MOTOR CARRIER IDENTIFICATION NUMBER does not equal 00-000000000, then BODY TYPE must equal 24-25, 28, 31, 40, 42, 45, 48-52, 58-67, 71-78, 92-93,99, or HAZARDOUS CARGO must equal 1-3.
4N5P	If BODY TYPE does not equal 24-25, 28, 31, 40, 42, 45, 48-52, 58-67, 71-78, 92-93, or HAZARDOUS CARGO does not equal 1-3, then MOTOR CARRIER IDENTIFICATION NUMBER must equal 00-000000000, 99-999999999.
4Q0F	If PERSON TYPE equals 02, 09, and BODY TYPE equals 80-83, 88-89, then SEATING POSITION must not equal 00, 13-19, 22-50.
4R0P	If SEATING POSITION equals 54, then VEHICLE TRAILING must not equal 0.
4S0P	If BODY TYPE equals 80-82,83, 88-89, then EJECTION must equal 0.
4U0F	Each original submission must have at least one Person Level Form with INJURY SEVERITY coded 4.
4V1F	If ACCIDENT MONTH is not equal to 99, and ACCIDENT DAY is not equal to 99, and DEATH MONTH is not equal to 99 and not blanks, and DEATH DAY is not equal to 99 and not blanks, then DEATH DAY must be within 30 calendar days of the ACCIDENT DATE.
4V2F	If ACCIDENT MONTH equals 12 and DEATH MONTH equals 01, then DEATH YEAR must equal ACCIDENT YEAR plus 1.
4V3F	If ACCIDENT MONTH equals 12, then DEATH MONTH must equal 01, 12, 99, or blanks.
4V4F	If ACCIDENT MONTH equals 02-11 and DEATH MONTH is not equal to 99 or blanks, then DEATH MONTH must equal ACCIDENT MONTH or ACCIDENT MONTH plus 1.
4V5F	If ACCIDENT MONTH equals 01 and DEATH MONTH is not equal to 99 or blanks, then DEATH MONTH must equal ACCIDENT MONTH or ACCIDENT MONTH plus 1 or ACCIDENT MONTH plus 2.
4V1P	If DEATH MONTH is greater than 00 and less than 13, and DEATH DAY is not blank, 99 or in error, then DEATH DATE must be within 30 calendar days of the ACCIDENT DATE.

ERROR CODE	ERROR TEST
4V2P	If DEATH MONTH is greater than 00 and less than 13, and DEATH DAY is blank, 99 or in error, then DEATH MONTH must be within one month of ACCIDENT MONTH.
4V6P	If DEATH MONTH is not equal to blanks, then DEATH DAY and DEATH YEAR must not equal blanks.
4V7P	If DEATH DAY is not equal to blanks, then DEATH MONTH and DEATH YEAR must not equal blanks.
4V8P	If DEATH YEAR is not equal to blanks, then DEATH MONTH and DEATH DAY must not equal blanks.
4W0P	A RELATED FACTORS-PERSON LEVEL between 01 and 90 can be used only once per person form.
4X0F	If NON-MOTORIST STRIKING VEHICLE NUMBER is equal to 00, then PERSON TYPE must not equal 03-08,19.
4Z0P	If MOST HARMFUL EVENT equals 02, then FIRE OCCURRENCE for this vehicle must equal 1 or blank.
500F	If FIRST HARMFUL EVENT equals 01-11, 14-49, then MANNER OF COLLISION must not equal 1-6, 9.
510F	If FIRST HARMFUL EVENT equals 12-13, then MANNER OF COLLISION must not equal 0.
520F	If FIRST HARMFUL EVENT equals 10, then TRAFFIC CONTROL DEVICE must not equal 01-09, 20-50, 98.
530F	If FIRST HARMFUL EVENT equals 08-09, 15, and RELATION TO ROADWAY equals 09, then there must be at least one Person Level form with NON-MOTORIST LOCATION equal to 09, 19, 99.
540F	If FIRST HARMFUL EVENT equals 02, then at least one vehicle must have FIRE OCCURRENCE equal to 1 or blank.
550F	If FIRST HARMFUL EVENT equals 08, then at least one person must have PERSON TYPE equal 05.
560F	If FIRST HARMFUL EVENT equals 09, then at least one person must have PERSON TYPE equal to 06-07.

ERROR CODE ERROR TEST

570F	If FIRST HARMFUL EVENT equals 05-06, 47, then at least one PERSON TYPE equal to 01-02, 09 must have INJURY SEVERITY equal to 1-5, or blank.
580F	If FIRST HARMFUL EVENT equals 14, then RELATION TO ROADWAY must not equal 01.
590F	If FIRST HARMFUL EVENT equals 15, then at least one Person Level form must have a PERSON TYPE of 03-04, 08.
5A0P	If BODY TYPE equals 80-83,88-89, then ROLLOVER must equal 0.
5B0P	If JACKKNIFE equals 0 and BODY TYPE equals 66, then VEHICLE TRAILING must not equal 1-4.
5D0P	If SPECIAL USE equals 4, then BODY TYPE must equal 01-12, 15-16, 19-22, 24-25, 28-33, 39-41, 45, 48-50, 58-59, 60-64, 66-67, 71-72, 78-79, 90, 99.
5E1P	If any RELATED FACTORS-DRIVER LEVEL equals 55, then UNDERRIDE/OVERRIDE must equal 4-6.
5F0F	If NUMBER OF OCCUPANTS equals 00-96, and BODY TYPE does not equal 24-25, 50-52, 58-59, then the number of Person Level forms for that vehicle must be less than or equal to the NUMBER OF OCCUPANTS.
5I0P	If NON-CDL LICENSE STATUS equals 0 then COMPLIANCE WITH LICENSE RESTRICTIONS must not equal 1-3, 9.
5J0P	If the sum of all counters less than 98 is greater than fifteen, then DATE OF LAST ACCIDENT, SUSPENSION, CONVICTION must not equal DATE OF FIRST ACCIDENT, SUSPENSION, CONVICTION.
5K0P	The Year of DATE OF FIRST ACCIDENT, SUSPENSION, CONVICTION must be within three years of the Year of ACCIDENT DATE.
5L0F	If any RELATED FACTORS-DRIVER LEVEL equals 20, then DRIVER PRESENCE must not equal 1, 3, 9.
5M0F	If PERSON TYPE equals 01, then all RELATED FACTORS-PERSON LEVEL must equal 00.

ERROR CODE	ERROR TEST
5N0F	If PERSON TYPE equals 02, then RELATED FACTORS-PERSON LEVEL must not equal 01-04, 10-11, 13, 19-30, 33-53, 56-83, 90.
5Q0F	If PERSON TYPE equals 02 and BODY TYPE equals 24-25, 50-52, 58-59, then SEATING POSITION must not equal 00-50, 52-54, 99.
5S0P	If BODY TYPE equals 80-83,88-89, then EXTRICATION must equal 0.
5T0P	If ALCOHOL TEST RESULTS equals 00-94, 97, then ALCOHOL TEST TYPE must equal 1-9.
5T1P	If ALCOHOL TEST RESULTS equals 96, then ALCOHOL TEST TYPE must equal 0.
5T2P	If ALCOHOL TEST TYPE equals 1-8, then ALCOHOL TEST RESULTS must equal 00-94, 97.
5T3P	If ALCOHOL TEST TYPE equals 0, then ALCOHOL TEST RESULTS must equal 95-96.
5T4P	If ALCOHOL TEST RESULTS equals 95, then ALCOHOL TEST TYPE must equal 0.
5T5P	If ALCOHOL TEST RESULTS equals 99, then ALCOHOL TEST TYPE must equal 9.
5T6P	If ALCOHOL TEST TYPE equals 9, then ALCOHOL TEST RESULTS must equal 00-94, 97, 99.
5W0P	If RELATED FACTORS-PERSON LEVEL equals 18, then SEX must equal 2 and AGE must be greater than 12.
5X0F	If NON-MOTORIST STRIKING VEHICLE NUMBER is equal to 01-99, then PERSON TYPE must not equal 01-02, 09.
5Y0F	If FIRST HARMFUL EVENT equals 08-09, 15, then NUMBER OF NON-MOTORIST-FORMS must not equal 00.
5Z0F	If MOST HARMFUL EVENT equals 08, then at least one person must have PERSON TYPE equal to 05.
610P	If TRAFFIC CONTROL DEVICE equals 00, then TRAFFIC CONTROL DEVICE FUNCTIONING must equal 0.

ERROR CODE ERROR TEST

620P	If HIT-AND-RUN equals 1, then NUMBER OF VEHICLE FORMS SUBMITTED must not be less than 02.
630P	If HIT-AND-RUN equals 1-3, then there must be at least one vehicle with one RELATED FACTORS-VEHICLE LEVEL equal to 31.
650P	If TRAFFIC CONTROL DEVICE equals 60-80, then RAIL GRADE CROSSING IDENTIFIER must not equal 0000000.
660P	If TRAFFIC CONTROL DEVICE is not equal to 00, then TRAFFIC CONTROL DEVICE FUNCTIONING must not equal 0.
670F	If FIRST HARMFUL EVENT equals 12-13, then NUMBER OF VEHICLE FORMS SUBMITTED must be greater than 01.
6A1P	If UNDERRIDE/OVERRIDE equals 1-6, then BODY TYPE must equal 01-16, 19-33, 39-42, 45, 48-49, 67 , 97, and VEHICLE ROLE must equal 1, 3.
6B0P	If JACKKNIFE equals 1-3, then BODY TYPE must equal 52 , 58 , 66.
6D0P	If SPECIAL USE equals 5, then BODY TYPE must equal 01-12, 14-16, 19-22, 25, 28-33, 39-41, 45, 48-49, 58-59, 60-64, 66- 67 , 71-72, 78-82, 88-90, 91, 97, 99.
6E1P	If UNDERRIDE/OVERRIDE equals 7-8, then BODY TYPE must not equal 80-83, 88-91, and VEHICLE ROLE must equal 1, 3.
6G0P	If RELATED FACTORS-VEHICLE LEVEL equals 32, then REGISTRATION STATE must not equal 00, 92.
6H0P	If DRIVER PRESENCE equal 2, 9 then DRIVER ZIP CODE must be blank.
6I0P	If NON-CDL LICENSE STATUS equals 9, and COMMERCIAL MOTOR VEHICLE LICENSE STATUS equals 0, then COMPLIANCE WITH LICENSE RESTRICTIONS must not equal 1-3.
6K0P	If VIOLATION CHARGED equals 71, then RELATED FACTORS-DRIVER LEVEL must not equal 19.
6L0P	If COMPLIANCE WITH LICENSE RESTRICTIONS equals 1, and RELATED FACTORS-DRIVER LEVEL equals 19, then DRIVER LICENSE TYPE COMPLIANCE must equal 3.

ERROR CODE	ERROR TEST
6M0F	If PERSON TYPE equals 02, 09, then SEATING POSITION must not equal 00.
6Q0F	If PERSON TYPE equals 02, 09 and BODY TYPE equals 60-67, 71-72, 78-79, then SEATING POSITION must not equal 00, 31-49.
6R0P	If SEATING POSITION equals 12, 18, 32, 38, 42, 48, 50, 52, 54-55, then RESTRAINT SYSTEM USE must not equal 01, 03.
6S0P	If EJECTION equals 1, then EXTRICATION must not equal 1, 9.
6V0P	DEATH DATE must not be less than ACCIDENT DATE.
6Z0F	If MOST HARMFUL EVENT equals 09, then at least one person must have PERSON TYPE equal to 06-07.
730P	If RELATION TO JUNCTION equals 07, 14, then RELATION TO ROADWAY must not equal 04-07, 99.
740P	If RELATION TO JUNCTION equals 07, 14, then TRAFFICWAY FLOW must equal 2-3.
750P	If RELATION TO JUNCTION equals 07, 14, then RAIL GRADE CROSSING IDENTIFIER must equal 0000000.
760P	If RELATION TO ROADWAY equals 07, then ROADWAY FUNCTION CLASS must not equal 01, 11-12.
770P	If RELATION TO ROADWAY equals 07, then RELATION TO JUNCTION must not equal 02, 05, 07, 10-19.
780P	If RELATION TO ROADWAY equals 10, then RELATION TO JUNCTION must not equal 02, 04, 10, 12.
7A0F	If FIRST HARMFUL EVENT equals 01, then ROLLOVER must equal 1 or blank for at least one vehicle, or BODY TYPE must equal 80-83, 88-89, or blank for at least one vehicle.
7B0F	If JACKKNIFE equals 2-3, then DRIVER PRESENCE must equal 1.
7D0P	If SPECIAL USE equals 6, then BODY TYPE must equal 11, 14-16, 19, 21-22, 28-29, 40-41, 45, 48-49, 61, 64, 79, 97, 99.
7E0P	If INJURY SEVERITY equals 4, then DEATH CERTIFICATE NUMBER must NOT equal 0000-00-000000.

ERROR CODE ERROR TEST

7E1P	If INJURY SEVERITY equals 4, then RACE must not equal 00.
7E2P	If INJURY SEVERITY equals 4, then HISPANIC ORIGIN must not equal 00.
7E3P	If INJURY SEVERITY does not equal 4, then RACE and HISPANIC ORIGIN must equal 00.
7F0P	If DEATH CERTIFICATE NUMBER not blank or 0000-00-000000, then INJURY SEVERITY must equal 4.
7F1P	If RACE equals 00, then INJURY SEVERITY must not equal 4.
7F2P	If HISPANIC ORIGIN equals 00, then INJURY SEVERITY must not equal 4.
7F3P	If RACE is not equal to 00 and HISPANIC ORIGIN is not equal to 00, then INJURY SEVERITY must equal 4.
7G0P	If RELATED FACTORS-VEHICLE LEVEL equals 31, then HIT-AND-RUN must not equal 0.
7I0P	If COMPLIANCE WITH LICENSE RESTRICTIONS equals 1 and RELATED FACTORS-DRIVER LEVEL equals 19, then NON-CDL LICENSE STATUS must equal 6.
7K0P	If VIOLATIONS CHARGED equals 71, then NON-CDL LICENSE STATUS must equal 0, 1-2 or COMMERCIAL MOTOR VEHICLE LICENSE STATUS must equal 1-2, 5.
7L0P	A RELATED FACTORS-DRIVER LEVEL between 01-98 can be used only once per driver form.
7M0F	If PERSON TYPE equals 03, then RELATED FACTORS-PERSON LEVEL must not equal 01-05, 10-13, 19-23, 26-30, 33-36, 38,40-42, 44-45, 47-51, 53, 55-83, 90.
7N0F	If PERSON TYPE equals 03-08, 19, then SEATING POSITION must not equal 11-55, 99.
7P0F	If PERSON TYPE equals 01, then AGE must not be less than 02.
7Q0F	If PERSON TYPE equals 09 and BODY TYPE equals 24-25, 50-52,58-59, then SEATING POSITION must not equal 00, 12-50, 52-54.

ERROR CODE	ERROR TEST
7R0P	If FATAL INJURY AT WORK equals 0-1, 9 then INJURY SEVERITY must equal 4.
7V0F	If DEATH YEAR equals 9999, then ACCIDENT MONTH must not be 01-11.
7W0P	If FATAL INJURY AT WORK equals 8, then INJURY SEVERITY must not equal 4.
7Z0F	If MOST HARMFUL EVENT equals 05-06, 47, then at least one occupant of this vehicle (PERSON TYPES 01-02, 09) must have INJURY SEVERITY equal 1-5, or blank.
810P	If any RELATED FACTORS-ACCIDENT LEVEL equals 05, then ROADWAY SURFACE CONDITION must not equal 1, 3-5, 8-9.
840P	If any RELATED FACTORS-ACCIDENT LEVEL equals 99, then all RELATED FACTORS-ACCIDENT LEVEL must equal 99.
850P	If the first RELATED FACTORS-ACCIDENT LEVEL equals 00, then all RELATED FACTORS-ACCIDENT LEVEL must be 00. If the second equals 00, then the third must also.
860P	If any RELATED FACTORS-ACCIDENT LEVEL is blank, then all RELATED FACTORS-ACCIDENT LEVEL must be blanks.
870P	A RELATED FACTORS-ACCIDENT LEVEL 01-07, 14-22 can be used only once per accident.
880F	If RELATED FACTORS-ACCIDENT LEVEL equals 15-16, then there must be a Person Level form with PERSON TYPE equal to 03-08, 19.
8B0P	If JACKKNIFE equals 2-3, then VEHICLE MANEUVER must not equal 03-04, 06-08, 15.
8G0P	If any RELATED FACTORS-DRIVER LEVEL equals 90, then one RELATED FACTORS-VEHICLE LEVEL must equal 31.
8I0P	If NON-CDL LICENSE STATUS equals 0-4, 7-9, then RELATED FACTORS-DRIVER LEVEL must not equal 19.
8K0P	If VIOLATIONS CHARGED equals 07-08, then HIT-AND-RUN must not equal 0.

ERROR CODE ERROR TEST

8L0P	If DRIVER LICENSE TYPE COMPLIANCE equals 0-2, 9, then RELATED FACTORS-DRIVER LEVEL must not equal 19.
8M0F	If PERSON TYPE equals 04, then RELATED FACTORS-PERSON LEVEL must not equal 05, 11, 13, 19, 55-56, 90.
8N0F	If PERSON TYPE equals 03-05, 08, then RESTRAINT SYSTEM USE must equal 00.
8P0P	If PERSON TYPE equals 01 and AGE is less than 08, then BODY TYPE must not equal 01-12, 14-16, 19-25, 28-33, 39-42,45,48-52, 58-67, 71-72, 78-83, 88-89, 91-93.
8Q0F	If PERSON TYPE equals 08, then RELATED FACTORS-PERSON LEVEL must not equal 05-07, 10-11, 19, 21-25, 32-33, 42,44-45, 55-56.
8S0P	If METHOD OF ALCOHOL DETERMINATION equals 9, then POLICE-REPORTED ALCOHOL INVOLVEMENT must equal 0-1, 8-9.
8T0F	If RESTRAINT SYSTEM USE equals 06, then PERSON TYPE must equal 06-07.
8V0P	If DEATH YEAR equals 9999, then DEATH MONTH and DEATH DAY must equal 99.
8Z0F	If MOST HARMFUL EVENT equals 15, then at least one Person Level form must have a PERSON TYPE of 03-04, 08.
900P	If BODY TYPE does not equal 91, and VEHICLE MODEL YEAR is a valid year and greater than or equal to 1980 and VEHICLE MODEL YEAR equals _____, then the 10th digit of the valid VEHICLE IDENTIFICATION NUMBER (VIN) should equal _____ (contact Headquarters for VIN Assistance).
910P	If any one of the fields MAKE, MODEL, BODY TYPE, MODEL YEAR, and VIN is blank, then the other four must also be blank.
921P	If MAKE is not 98, 99, and equals ____, and MODEL equals ____, then MODEL YEAR must equal ____, or ACCIDENT YEAR plus 1.
960P	If MAKE is not 98, 99, and equals ____, and MODEL equals ____, then BODY TYPE must equal ____.

ERROR CODE	ERROR TEST
970P	If MODEL YEAR is known and is greater than 1990; and BODY TYPE equals 02-09, and SEATING POSITION equals 21, 23, 31, 33, then RESTRAINT SYSTEM USE must equal 00, 01-04, 08, 13-14, 99.
980P	If MODEL YEAR is known and is greater than 1992; and BODY TYPE equals 01-16, 19-25, 28-33, 39-42, 45, 48-49, and SEATING POSITION equals 21, 23, 31, 33, 41, 43, then RESTRAINT SYSTEM USE must equal 00, 01-04, 08, 13-14, 99.
990P	If any counter equals 99, then all counters and DATE OF LAST ACCIDENT, SUSPENSION, CONVICTION and DATE OF FIRST ACCIDENT, SUSPENSION, CONVICTION must equal 9999.
9G0P	If TRAVEL SPEED equals 00, then VEHICLE MANEUVER must equal 04, 98-99.
9J0P	If DRIVER LICENSE TYPE COMPLIANCE equals 0-1, then COMPLIANCE WITH LICENSE RESTRICTIONS must not equal 1-3, 9.
9K0P	If HAZARDOUS CARGO equals 1-3, then REGISTRATION STATE must not equal 00.
9L0F	If PERSON TYPE equals 01 and RELATED FACTORS-DRIVER LEVEL equals 12, then SEX must equal 2 and AGE must be greater than 12.
9M0F	If PERSON TYPE equals 05, then RELATED FACTORS-PERSON LEVEL must not equal 12-13, 20-30, 32-36, 40, 42, 44-53, 57-59, 68-71, 73-83.
9N0F	If PERSON TYPE equals 03-08, 19, then AIR BAG AVAILABILITY/DEPLOYMENT must equal 00.
9P0F	If PERSON TYPE equals 03-08, 19, then EXTRICATION must not equal 1, 9.
9V0P	If DEATH MONTH equals 99, then DEATH DAY must equal 99.
A010	If STATE equals 02 and LIGHT CONDITION equals 4, then ACCIDENT TIME should equal 0300-0900, 0999, 9999.
A020	If STATE equals 02 and LIGHT CONDITION equals 5, then ACCIDENT TIME should equal 1600-2200, 2299, 9999.

ERROR CODE ERROR TEST

A030	If ACCIDENT MONTH equals 05-09, then ATMOSPHERIC CONDITIONS should not equal 3-4.
A040	If ACCIDENT MONTH equals 05-09, then ROADWAY SURFACE CONDITION should not equal 3-4.
A050	If ACCIDENT TIME equals 0900-1600, 1699, then LIGHT CONDITION should not equal 2-5.
A060	If ACCIDENT TIME equals 2300-0400, 0499, then LIGHT CONDITION should not equal 1, 4-5, 9.
A070	If NOTIFICATION TIME EMS is not 0000, 9998 or 9999, then NOTIFICATION TIME EMS should not be more than 120 minutes later than ACCIDENT TIME.
A080	If DRIVER PRESENCE equals 2, and FIRST HARMFUL EVENT equals 12 and NUMBER OF VEHICLE FORMS SUBMITTED equals 02, then one RELATED FACTORS-DRIVER LEVEL should equal 20.
A090	If NUMBER OF VEHICLE FORMS SUBMITTED is greater than 01, then there should be at least one vehicle with TRAVEL SPEED of 01-99, or blanks.
A100	If FIRST HARMFUL EVENT is not equal to 02, 04-05, 10, 16, 18, then there should be one vehicle with TRAVEL SPEED of 01-99, or blanks.
A110	If FIRST HARMFUL EVENT equals 10, then ROADWAY FUNCTION CLASS should not equal 01, 11-12.
A130	If ROADWAY FUNCTION CLASS equals 01-02 or 11-13, then NUMBER OF TRAVEL LANES should not equal 1.
A140	If ROADWAY FUNCTION CLASS equals 01, 11-12, then TRAFFICWAY FLOW should not equal 4, 9.
A150	If ROADWAY FUNCTION CLASS equals 01, 11-12, then RELATION TO JUNCTION should not equal 02-04, 06.
A160	If ROADWAY FUNCTION CLASS equals 01-02, 04, 11-12, 13, 15, then ROADWAY SURFACE TYPE should not equal 3-5, 8.
A170	If ROADWAY SURFACE TYPE equals 5, then ROADWAY FUNCTION CLASS should not equal 01-03, 11-15.

ERROR CODE	ERROR TEST
A180	If ROADWAY FUNCTION CLASS equals 01, 11, then SPECIAL JURISDICTION should not equal 1-5, 8-9.
A190	If ROADWAY FUNCTION CLASS equals 12, then SPECIAL JURISDICTION should not equal 4.
A200	If RELATION TO JUNCTION equals 07, 14, then ROADWAY FUNCTION CLASS should not equal 04-06, 16.
A210	If ROADWAY FUNCTION CLASS equals 01, 11-12, then TRAFFIC CONTROL DEVICE should not equal 01-03, 07, 20, 40-80.
A220	If ROADWAY FUNCTION CLASS equals 01, 11, then SPEED LIMIT should not equal 05-40.
A230	If MOST HARMFUL EVENT equals 10, then ROADWAY FUNCTION CLASS should not equal 01, 11.
A240	If ROADWAY FUNCTION CLASS equals 01, 11, then TRAVEL SPEED should not equal 05-40.
A280	If ROUTE SIGNING equals 1, then SPECIAL JURISDICTION should not equal 1-5, 8-9.
A290	If ROUTE SIGNING equals 1, then RELATION TO JUNCTION should not equal 02-04, 06.
A291	If RELATION TO JUNCTION equals 07, 14, then ROUTE SIGNING should not equal 5-6.
A300	If ROUTE SIGNING equals 1, then TRAFFICWAY FLOW should not equal 1, 4.
A310	If ROUTE SIGNING equals 1, then NUMBER OF TRAVEL LANES should not equal 1.
A320	If ROUTE SIGNING equals 1, then SPEED LIMIT should not equal 05-40.
A330	If ROUTE SIGNING equals 1-2, then ROADWAY SURFACE TYPE should not equal 3-5, 8.
A340	If ROUTE SIGNING equals 1, and RELATION TO JUNCTION equals 01, then TRAFFIC CONTROL DEVICE should equal 00.

ERROR CODE	ERROR TEST
A350	If ROUTE SIGNING equals 1, then FIRST HARMFUL EVENT should not equal 10.
A360	If RELATION TO JUNCTION equals 07, 14, then ROUTE SIGNING should not equal 4.
A370	If FIRST HARMFUL EVENT equals 99, then MANNER OF COLLISION should not equal 0-6.
A380	If FIRST HARMFUL EVENT equals 01-07, 16, 44, 47, then HIT-AND-RUN should not equal 1-3.
A390	If FIRST HARMFUL EVENT equals 19-43, then RELATION TO ROADWAY should not equal 01, 07, 11 .
A400	If FIRST HARMFUL EVENT equals 13, then RELATION TO JUNCTION should not equal 02-06, 10-13.
A410	If RELATION TO JUNCTION equals 07, 14, then FIRST HARMFUL EVENT should not equal 08-09, 14.
A420	If FIRST HARMFUL EVENT equals 10, then RELATION TO JUNCTION should equal 06.
A430	If MANNER OF COLLISION equals 2, and NUMBER OF VEHICLE FORMS SUBMITTED equals 02, then VEHICLE ROLE should equal 1.
A440	If RELATION TO JUNCTION equals 06, then TRAFFIC CONTROL DEVICE should equal 60-80.
A450	If MOST HARMFUL EVENT equals 10, then RELATION TO JUNCTION should equal 06.
A460	If MOST HARMFUL EVENT equals 13, then RELATION TO JUNCTION should not equal 02-06, 10-13.
A470	If TRAFFICWAY FLOW equals 2-3, 5 , then NUMBER OF TRAVEL LANES should not equal 1.
A480	If TRAFFICWAY FLOW equals 1, then NUMBER OF TRAVEL LANES should not equal 1.
A490	If TRAFFICWAY FLOW equals 2-3, 5 , then ROADWAY SURFACE TYPE should not equal 4-5, 8.

ERROR CODE	ERROR TEST
A500	If NUMBER OF TRAVEL LANES equals 3-7, then ROADWAY SURFACE TYPE should not equal 4-5, 8.
A510	If ATMOSPHERIC CONDITIONS equals 2-4, 6-7, then ROADWAY SURFACE CONDITION should not equal 1, 5, 8-9.
A520	If MOST HARMFUL EVENT equals 10, then TRAFFIC CONTROL DEVICE should not equal 01-09, 20-50, 98.
A530	If VEHICLE MANEUVER equals 10-11, then TRAFFIC CONTROL DEVICE should equal 01-03.
A540	If NOTIFICATION TIME EMS is not 0000, 9998, or 9999, and ARRIVAL TIME EMS is not 0000, 9997, 9998, 9999, then ARRIVAL TIME EMS should not be more than 120 minutes later than NOTIFICATION TIME EMS.
A550	If NOTIFICATION TIME EMS is not 0000, 9998 or 9999, and EMS TIME AT HOSPITAL is not 0000, 9997, 9998, 9999, then EMS TIME AT HOSPITAL should not be more than 60 minutes later than ARRIVAL TIME EMS.
A551	If EMS TIME AT HOSPITAL equals 0000, 9997, 9998, then TAKEN TO HOSPITAL/TREATMENT FACILITY should not equal I , for any PERSON.
A560	If NOTIFICATION TIME EMS is not 0000, 9998, or 9999, and EMS TIME AT HOSPITAL is not 0000, 9997, 9998, 9999, then EMS TIME AT HOSPITAL should not be more than 180 minutes later than NOTIFICATION TIME EMS.
A610	If RELATION TO JUNCTION equals 05, 13, then TRAFFICWAY FLOW should not equal 4.
A700	If SPEED LIMIT is greater than 65, then ROUTE SIGNING should equal 1, 3.
A720	If ROADWAY FUNCTION CLASS equals 01, 11-12, and NUMBER OF TRAVEL LANES equals 1, 3, then TRAFFIC FLOW should not equal 1.
A770	If FIRST HARMFUL EVENT equals 46, then TRAFFIC CONTROL DEVICE should equal 01-04.
A780	If FIRST HARMFUL EVENT equals 46, then TRAFFIC CONTROL DEVICE should not equal 00.

ERROR CODE ERROR TEST

A790	If FIRST HARMFUL EVENT equals 46, then RELATION TO JUNCTION should not equal 01, 07, 14.
A800	If FIRST HARMFUL EVENT equals 46, then RELATION TO ROADWAY should not equal 01-02, 05, 07, <i>11</i> .
A810	If FIRST HARMFUL EVENT equals 46, then ROADWAY FUNCTION CLASS should not equal 01, 11.
A820	If FIRST HARMFUL EVENT equals 46, then ROUTE SIGNING should not equal 1.
A830	If FIRST HARMFUL EVENT equals 46, then SPEED LIMIT should be less than 55.
A840	If ROUTE SIGNING equals 7, then ROADWAY FUNCTION CLASS should equal 01-02, 11-13.
A850	If ROADWAY FUNCTION CLASS equals 02, 12, and ROUTE SIGNING equals 2, then NATIONAL HIGHWAY SYSTEM should equal 1.
A860	If NATIONAL HIGHWAY SYSTEM equals 1, then ROADWAY FUNCTION CLASS should equal 01-02, 11-13.
A870	If RELATION TO ROADWAY equals 07, then NUMBER OF TRAVEL LANES should not equal 1.
A880	If RELATION TO ROADWAY equals 07, then TRAFFICWAY FLOW should not equal 2-3, 5.
A881	<i>If RELATION TO ROADWAY equals 11, then TRAFFICWAY FLOW should equal 5.</i>
A890	If RELATION TO JUNCTION equals 01, then TRAFFIC CONTROL DEVICE should not equal 01- 03.
A900	If SPEED LIMIT equals 60, 65, then ROADWAY FUNCTION CLASS should not equal 05-06, 14-16.
A910	If ROADWAY FUNCTION CLASS equals 03-06, 14-16, then NATIONAL HIGHWAY SYSTEM should equal 0, 9.
A920	If NATIONAL HIGHWAY SYSTEM equals 0, 9, then ROADWAY FUNCTION CLASS should not equal 02, 12, and ROUTE SIGNING should not equal 2.

ERROR CODE	ERROR TEST
A930	If HIT-AND-RUN equals 2, then there should be at least one PERSON TYPE equal to 03-08, 19.
AA0P	If VEHICLE CONFIGURATION equals 00 , then NUMBER OF AXLES must equal 00.
AB0P	If VEHICLE CONFIGURATION equals 01 , then NUMBER OF AXLES must equal 02.
AB1P	If VEHICLE CONFIGURATION equals 01 , then CARGO BODY TYPE must NOT equal 20-21 .
AB2P	If VEHICLE CONFIGURATION equals 01-03, 05, 20-21, 70, 80 , then JACKKNIFE must equal 0.
AD0P	If VEHICLE CONFIGURATION equals 04, 06-08 , then VEHICLE TRAILING must not equal 0.
AD1P	If VEHICLE CONFIGURATION equals 02, 04, 06-08 , then NUMBER OF AXLES must <i>equal</i> 03-98.
AE0P	If VEHICLE CONFIGURATION equals 05 , then VEHICLE TRAILING must equal 0.
AE1P	If VEHICLE CONFIGURATION equals 05-08 , then BODY TYPE must equal 66.
AE2P	If VEHICLE CONFIGURATION equals 05 , then NUMBER OF AXLES must equal 02-03, 98.
AE3P	If VEHICLE CONFIGURATION equals 05 , then CARGO BODY TYPE must equal 96 .
AF0P	If VEHICLE CONFIGURATION equals 20-21 , then NUMBER OF AXLES must <i>equal</i> 02-98 .
AF1P	If VEHICLE CONFIGURATION equals 20 , then CARGO BODY TYPE must equal 20 .
AF2P	If VEHICLE CONFIGURATION equals 20-21 , then BODY TYPE must equal 20-21, 24-25, 50-52, 58-59 .
AG0P	If VEHICLE CONFIGURATION equals 99 , then NUMBER OF AXLES must equal 99.

ERROR CODE ERROR TEST

AH0P	If VEHICLE CONFIGURATION does not equal 00, 99 , then BODY TYPE must equal 24-25, 28, 31, 40, 42, 45, 48-52, 58- 67 , 71-78, 92-93, or HAZARDOUS CARGO must equal 1-3.
AH1P	If BUS USE equals 8, then BODY TYPE must equal 24-25, 50-59.
AI0P	If NUMBER OF AXLES equals 99, then CARGO BODY TYPE must equal 99.
AJ0P	If NUMBER OF AXLES does not equal 00, 99, then BODY TYPE must equal 24-25, 28, 31, 40, 42, 45, 48-52, 58- 67 , 71-78, 92-93, or HAZARDOUS CARGO must equal 1-3.
AK0P	If CARGO BODY TYPE equals 00, 05, 20, 96 , then JACKKNIFE must equal 0.
AL0P	If CARGO BODY TYPE equals 20-21 , then BODY TYPE must equal 24-25, 50-52, 58-59.
AM0P	If CARGO BODY TYPE does not equal 00, 99, then BODY TYPE must equal 24-25, 28, 31, 40, 42, 45, 48-52, 58- 67 , 71-78, 92-93, or HAZARDOUS CARGO must equal 1-3.
AN0P	If TRAVEL SPEED equals 00, then CRASH AVOIDANCE MANEUVER must not equal 1-5.
AP0P	If REGISTERED VEHICLE OWNER equals 0, then REGISTRATION STATE must equal 00, 92.
AQ0P	If REGISTRATION STATE equals 00, 92, then REGISTERED VEHICLE OWNER must equal 0, 5.
AR0P	If SPECIAL USE equals 4, then REGISTERED VEHICLE OWNER must not equal 0, 1-2, 4.
AS0P	If RELATED FACTORS-VEHICLE LEVEL equals 32, then REGISTERED VEHICLE OWNER must not equal 0.
AV0P	If REGISTERED VEHICLE OWNER equals 3-4, then REGISTRATION STATE must not equal 99.
AZ0P	If CRASH AVOIDANCE MANEUVER equals 1-5, then TRAVEL SPEED must not equal 00.
BA0P	If EJECTION equals 0, then EJECTION PATH must equal 0.

ERROR CODE	ERROR TEST
BB0P	If EJECTION equals 1-2, 9, then EJECTION PATH must equal 1-9, or blanks.
BC0P	If EJECTION PATH equals 1-9, then EJECTION must equal 1-2, 9.
BE0P	If BODY TYPE equals 80-83, 88-89, then EJECTION PATH must equal 0.
BF0F	If PERSON TYPE equals 03-08, 19, then EJECTION PATH must equal 0.
BI0P	If LICENSE STATE equals 99, then COMPLIANCE WITH LICENSE ENDORSEMENTS must not equal 1-2.
BJ0P	If DRIVER PRESENCE equals 2, 9, then COMPLIANCE WITH LICENSE ENDORSEMENTS must be blank.
BK0P	If DRIVER LICENSE TYPE COMPLIANCE equals 1, then COMPLIANCE WITH LICENSE ENDORSEMENTS must not equal 1-3, 9.
BL0P	If COMPLIANCE WITH LICENSE ENDORSEMENTS equals 1, and any RELATED FACTORS-DRIVER LEVEL equals 19, then DRIVER LICENSE TYPE COMPLIANCE must equal 3.
BN0P	If DRIVER PRESENCE equals 2, 9, then COMMERCIAL MOTOR VEHICLE LICENSE STATUS must be blank.
BP0P	If PERSON TYPE equals 01-02, 09, then AIR BAG AVAILABILITY/DEPLOYMENT must not equal 00.
BQ0P	If METHOD OF OTHER DRUG DETERMINATION BY POLICE equals 8, then POLICE-REPORTED OTHER DRUG INVOLVEMENT must equal 0, 1, 8-9.
BR0P	If METHOD OF OTHER DRUG DETERMINATION BY POLICE equals 1-7, then POLICE-REPORTED OTHER DRUG INVOLVEMENT must equal 0, 1, 8.
BS0P	If any DRUG TEST TYPE equals 1-3, 7-8, then the corresponding DRUG TEST RESULT must not equal 000, 999.
BT0P	If any DRUG TEST RESULTS equals 001-998, then the corresponding DRUG TEST TYPE must not equal 0, 9.

ERROR CODE ERROR TEST

BU0P	If any DRUG TEST RESULTS equals 999, then the corresponding DRUG TEST TYPE must equal 9.
BV0P	If any DRUG TEST TYPE equals 9, then the corresponding DRUG TEST RESULTS must equal 999.
BW0P	If any DRUG TEST TYPE equals 0, then the corresponding and subsequent DRUG TEST RESULTS must equal 000.
BX0P	If any DRUG TEST RESULTS equals 000, then the corresponding and subsequent DRUG TEST TYPE must equal 0.
BY0P	DRIVER ZIP CODE must be a valid code.
BZ0P	If RELATED FACTORS-DRIVER LEVEL equals 93-98, then DRIVER PRESENCE must equal 1, 3.
CB0P	If REGISTERED VEHICLE OWNER equals 6, then DRIVER PRESENCE must equal 2.
CC0P	If COMMERCIAL MOTOR VEHICLE LICENSE STATUS equals 0, 9, then COMPLIANCE WITH LICENSE ENDORSEMENTS must not equal 1.
CG0P	If DRIVER LICENSE TYPE COMPLIANCE equals 0, then COMPLIANCE WITH LICENSE ENDORSEMENTS must not equal 1, 3.
CH0P	If BODY TYPE equals 24, 50, then SPECIAL USE must not equal 2.
CI0P	If VEHICLE TRAILING equals 1-4, and BODY TYPE equals 66, then JACKKNIFE must not equal 0.
CJ0P	If PREVIOUS RECORDED ACCIDENTS equals 98, then LICENSE STATE must equal 09, 13, 35.
CK0P	If PERSON TYPE equals 07, then RELATED FACTORS-PERSON LEVEL must not equal 09, 11-13, 19, 22, 32, 53, 69-71, 90.
CL0P	If PERSON TYPE equals 09, then RELATED FACTORS-PERSON LEVEL must not equal 01-04, 11, 13, 19-30, 33-42, 44-45, 47-53, 56, 60-83, 90.
CM0P	If PERSON TYPE equals 19, RELATED FACTORS-PERSON LEVEL must not equal 11, 19, 22, 53, 56, 69-71.

ERROR CODE	ERROR TEST
CSI1	NUMBER OF VEHICLE FORMS must equal the actual number of Vehicle Level forms for this case.
CSI2	There must be exactly one Driver Level form corresponding to each Vehicle Level form.
CSI3	NUMBER OF PERSON FORMS SUBMITTED must equal the actual number of Person Level forms for this case.
CSI4	NUMBER OF NON-MOTORISTS FORMS SUBMITTED must equal the actual number of non-motorists in this case.
CSI5	VEHICLE NUMBER at the Person Level is greater than 00, then VEHICLE NUMBER at the Person Level must equal a VEHICLE NUMBER at the Vehicle Level.
CSI6	For each VEHICLE NUMBER, PERSON NUMBERS must be consecutive, beginning with 01 and with no gaps.
CSI7	Non-motorists PERSON NUMBERS must be consecutive, beginning with 01 and with no gaps.
D010	If LICENSE STATE equals 95-97, then all driver history counters PREVIOUS RECORDED ACCIDENTS should equal 99.
D020	If LICENSE STATE equals 95-97, then all driver history counters PREVIOUS RECORDED SUSPENSIONS AND REVOCATIONS should equal 99.
D030	If LICENSE STATE equals 95-97, then all driver history counters PREVIOUS DWI CONVICTIONS should equal 99.
D040	If LICENSE STATE equals 95-97, then all driver history counters PREVIOUS SPEEDING CONVICTIONS should equal 99.
D050	If LICENSE STATE equals 95-97, then all driver history counters PREVIOUS OTHER HARMFUL MV CONVICTIONS should equal 99.
D060	If PERSON TYPE equals 01, and NON-CDL LICENSE STATUS equals 1-8, or COMMERCIAL MOTOR VEHICLE LICENSE STATUS equals 1-8, and PERSON TYPE equals 01, then AGE should not be less than 15.
D080	If VIOLATION CHARGED equals 01-98, then RELATED FACTORS-DRIVER LEVEL should not all equal 00, 99.

ERROR CODE ERROR TEST

D090	If VIOLATIONS CHARGED equals 11-19, and PERSON TYPE equals 01, then POLICE-REPORTED ALCOHOL INVOLVEMENT should equal 1.
D100	If NON-CDL LICENSE STATUS equals 9, then all driver history counters PREVIOUS RECORDED ACCIDENTS should equal 99.
D110	If NON-CDL LICENSE STATUS equals 9, then all driver history counters PREVIOUS RECORDED SUSPENSIONS AND REVOCATIONS should equal 99.
D120	If NON-CDL LICENSE STATUS equals 9, then all driver history counters PREVIOUS DWI CONVICTIONS should equal 99.
D130	If NON-CDL LICENSE STATUS equals 9, then all driver history counters PREVIOUS SPEEDING CONVICTIONS should equal 99.
D140	If NON-CDL LICENSE STATUS equals 9, then all driver history counters PREVIOUS OTHER HARMFUL MV CONVICTIONS should equal 99
D150	If the sum of all counters less than 98 is greater than five but less than fifteen, then DATE OF LAST ACCIDENT, SUSPENSION, CONVICTION should not equal DATE OF FIRST ACCIDENT, SUSPENSION, CONVICTION.
D160	If NON-CDL LICENSE STATUS does not equal 9, or COMMERCIAL MOTOR VEHICLE LICENSE STATUS does not equal 9, then DRIVER ZIP CODE should not equal 99999.
D170	If LICENSE STATE does not equal 99, then DRIVER ZIP CODE should not equal 99999.
D260	If NON-CDL LICENSE STATUS equals 9, or COMMERCIAL MOTOR VEHICLE LICENNSE STATUS equals 9, then COMPLIANCE WITH LICENSE RESTRICTIONS should not equal 0.
D270	If BODY TYPE equals 50-52, 63, 66, 72, or HAZARDOUS CARGO equals 1, then COMMERCIAL MOTOR VEHICLE LICENSE STATUS should not equal 0.
D280	If VEHICLE CONFIGURATION equals <i>05-08, 21</i> , or HAZARDOUS CARGO equals 1, then COMMERCIAL MOTOR VEHICLE LICENSE STATUS should not equal 0.

ERROR CODE	ERROR TEST
D300	If HAZARDOUS CARGO equals 1, then COMMERCIAL MOTOR VEHICLE LICENSE STATUS should not equal 0, 9.
D310	If HAZARDOUS CARGO equals 1, then COMPLIANCE WITH LICENSE ENDORSEMENTS should equal 1-3.
D320	DRIVER ZIP CODE should be a valid zip code for the driver's license state.
D330	If DRIVER PRESENCE equals 2, and REGISTRATION STATE is not equal to 00, 92, 99, then REGISTERED VEHICLE OWNER should equal 3-6.
D340	If NON-CDL LICENSE STATUS equals 1-9, or COMMERCIAL MOTOR VEHICLE LICENSE STATUS equals 1-9, then DRIVER LICENSE TYPE COMPLIANCE should not equal 0.
D350	If VIOLATIONS CHARGED equals 71, then NON-CDL LICENSE STATUS should not equal 0.
D380	If NON-CDL LICENSE STATUS equals 9, then DRIVER LICENSE TYPE COMPLIANCE should equal 1, 9.
D390	If NON-CDL LICENSE STATUS equals 0, then DRIVER LICENSE TYPE COMPLIANCE should not equal 2-3, 8-9.
D400	If NON-CDL LICENSE STATUS equals 0-4, then DRIVER LICENSE TYPE COMPLIANCE should not equal 3, 8-9.
D410	If DRIVER LICENSE TYPE COMPLIANCE equals 0, then COMPLIANCE WITH LICENSE ENDORSEMENTS should not equal 1-3, 9.
D420	If COMMERCIAL MOTOR VEHICLE LICENSE STATUS equals 0, then COMPLIANCE WITH LICENSE ENDORSEMENTS should not equal 1-3.
D430	If COMPLIANCE WITH LICENSE ENDORSEMENTS equals 1-3, then COMMERCIAL MOTOR VEHICLE LICENSE STATUS should not equal 0.
D440	If COMMERCIAL MOTOR VEHICLE LICENSE STATUS equals 0, then BODY TYPE should not equal 50-52, 63, 66, 72, and HAZARDOUS CARGO should not equal 1.

ERROR CODE ERROR TEST

D450	If COMMERCIAL MOTOR VEHICLE LICENSE STATUS equals 0, then VEHICLE CONFIGURATION should not equal 05-08, 21 , and HAZARDOUS CARGO should not equal 1.
D460	If COMMERCIAL MOTOR VEHICLE LICENSE STATUS equals 9, then COMPLIANCE WITH LICENSE ENDORSEMENTS should equal 0, 3, 9.
D470	If any RELATED FACTORS-DRIVER LEVEL equals 37, then at least one RELATED FACTORS-ACCIDENT LEVEL should equal 20.
D480	If LICENSE STATE equals 09, 13, 35, then PREVIOUS RECORDED ACCIDENTS should equal 98.
D500	If VIOLATIONS CHARGED equals 05, then at least one RELATED FACTORS-ACCIDENT LEVEL should equal 20.
D510	If VIOLATIONS CHARGED equals 07-08, then one RELATED FACTORS-VEHICLE LEVEL should equal 31.
D520	If VIOLATIONS CHARGED equals 33, 41-42, 49, then VEHICLE MANEUVER should equal 10-14.
D530	If VIOLATIONS CHARGED equals 36, then RELATION TO JUNCTION should equal 06.
D540	If VIOLATIONS CHARGED equals 53-55, 59, then VEHICLE MANEUVER should equal 05.
D550	If VIOLATIONS CHARGED equals 61, 69, then VEHICLE MANEUVER should equal 16.
D560	If VIOLATIONS CHARGED equals 66, then BODY TYPE should equal 80-83, 88-89.
D570	If VIOLATIONS CHARGED equals 83, then not all occupants of this vehicle should have RESTRAINT SYSTEM USE equal 01-05, 08.
D580	If VIOLATIONS CHARGED equals 85, then HAZARDOUS CARGO should equal 1-3.
D590	If VIOLATIONS CHARGED equals 91, then VEHICLE MANEUVER should equal 07.

ERROR CODE	ERROR TEST
D600	If DRIVER HEIGHT/INCHES is greater than 11, then DRIVER HEIGHT/INCHES should not be less than 48.
D610	If DRIVER HEIGHT/FEET is not blank, then DRIVER HEIGHT/FEET should not be less than 3.
E01P	If NOTIFICATION TIME EMS equals 9998, then ARRIVAL TIME EMS must equal 9998 and EMS TIME AT HOSPITAL must equal 0000 or 9998.
E02P	If ARRIVAL TIME EMS equals 9998, then EMS TIME AT HOSPITAL must equal 0000 or 9998.
E03P	If ARRIVAL TIME EMS equals 0000, then NOTIFICATION TIME EMS and EMS TIME AT HOSPITAL must equal 0000.
E04P	If NOTIFICATION TIME EMS equals 0000, then ARRIVAL TIME EMS and EMS TIME AT HOSPITAL must equal 0000.
E05P	If EMS TIME AT HOSPITAL equals 9997, then ARRIVAL TIME AT HOSPITAL must equal 9997.
E06P	If ARRIVAL TIME EMS equals 9997, then EMS TIME AT HOSPITAL must equal 9997.
E07P	If ARRIVAL TIME EMS equals 9997, then NOTIFICATION TIME EMS must not equal 0000, 9998.
E08P	If NOTIFICATION TIME EMS is not 0000, 9998 and EMS TIME AT HOSPITAL is not 0000, 9997, 9998, then ARRIVAL TIME EMS must not equal 9997 or 9998.
FA0F	If FIRST HARMFUL EVENT equals blank, case status is flawed.
FD0F	If DRIVER PRESENCE is blank, case status is flawed.
FP0F	If PERSON TYPE is blank, case status is flawed.
G01P	If STATE is ____ and GLOBAL POSITION – LATITUDE (degrees) is not equal to 88, 99 or blank, then LATTITUDE (degrees) must be equal to, or greater than (<u>1d</u>) and LATITUDE (degrees) must not be greater than (<u>2d</u>).
G02P	If STATE is ____ and GLOBAL POSITION - LATITUDE (degrees) equals (<u>1d</u>), then LATITUDE (minutes) must be equal to, or greater than (<u>1s</u>).

ERROR CODE ERROR TEST

G03P	If STATE is ____ and GLOBAL POSITION - LATITUDE (degrees) equals (<u>2d</u>), then LATITUDE (minutes) must not be greater than (<u>2s</u>).
G04P	If STATE is ____ and GLOBAL POSITION - LONGITUDE (degrees) is not equal to 888, 999 or blank, then LONGITUDE (degrees) must be equal to, or greater than, (<u>3d</u>) and LONGITUDE (degrees) must not be greater than (<u>4d</u>).
G05P	If STATE is ____ and GLOBAL POSITION - LONGITUDE (degrees) equals (<u>3d</u>), then LONGITUDE (minutes) must be equal to, or greater than (<u>3s</u>).
G06P	If STATE is ____ and GLOBAL POSITION - LONGITUDE (degrees) equals (<u>4d</u>), then LONGITUDE (minutes) must not be greater than (<u>4s</u>).
G07P	If any part of GLOBAL POSITION - LATITUDE (degrees, minutes or seconds) is all 8's, then all parts of LATITUDE must be all 8's.
G08P	If any part of GLOBAL POSITION - LONGITUDE (degrees, minutes or seconds) is all 8's, then all parts of LONGITUDE must be all 8's.
G09P	If any part of GLOBAL POSITION - LATITUDE (degrees, minutes or seconds) is all 9's, then all parts of LATITUDE must be all 9's.
G10P	If any part of GLOBAL POSITION - LONGITUDE (degrees, minutes or seconds) is all 9's, then all parts of LONGITUDE must be all 9's.
G11P	If any part of GLOBAL POSITION - LATITUDE (degrees, minutes or seconds) is blank, then all parts of LATITUDE must be blank.
G12P	If any part of GLOBAL POSITION - LONGITUDE (degrees, minutes or seconds) is blank, then all parts of LONGITUDE must be blank.
P010	If PERSON TYPE equals 01, then AGE should not be less than 12.
P020	If PERSON TYPE equals 02, 09, and RESTRAINT SYSTEM USE equals 04, then AGE should be less than 05, or equal to 99.
P030	If PERSON TYPE equals 01, then SEATING POSITION should not equal 12-19.
P040	If PERSON TYPE equals 02, 09, then SEATING POSITION should not equal 11.

ERROR CODE	ERROR TEST
P050	If EJECTION equals 1, then RESTRAINT SYSTEM USE should not equal 01-04,08.
P060	If SEATING POSITION equals 41, 43, 51, 53, then RESTRAINT SYSTEM USE should not equal 01, 03.
P070	If POLICE-REPORTED ALCOHOL INVOLVEMENT equals 1, and PERSON TYPE equals 01, 03, 19, then ALCOHOL TEST RESULTS should not equal 95-96.
P080	ALCOHOL TEST RESULTS should not equal 41-94.
P090	If TAKEN TO HOSPITAL OR TREATMENT FACILITY equals 1, then INJURY SEVERITY should not be blank, 0, 9.
P091	If TAKEN TO HOSPITAL OR TREATMENT FACILITY equals <i>I</i> , then EMS TIME AT HOSPITAL should not equal 0000, 9997, 9998.
P092	If TAKEN TO HOSPITAL OR TREATMENT FACILITY equals 0, then INJURY SEVERITY should not equal 2, 3.
P100	If SEATING POSITION equals 22, 28, then RESTRAINT SYSTEM USE should not equal 01, 03.
P110	If METHOD OF ALCOHOL DETERMINATION equals 1-5, 8, then POLICE-REPORTED ALCOHOL INVOLVEMENT should equal 0, 1.
P120	If CRASH AVOIDANCE MANEUVER equals 2, then INJURY SEVERITY for driver of this vehicle should not equal 4.
P130	If BODY TYPE equals 60-67, 71-72, 78-79 and PERSON TYPE equals 01, and INJURY SEVERITY equals 4, then FATAL INJURY AT WORK should equal 1.
P140	If POLICE-REPORTED OTHER DRUG INVOLVEMENT equals 8-9, then METHOD OF OTHER DRUG DETERMINATION should equal 8.
P150	If POLICE-REPORTED OTHER DRUG INVOLVEMENT equals 1, then DRUG TEST RESULTS should not equal 000.
P160	POLICE-REPORTED OTHER DRUG INVOLVEMENT equals 1, and METHOD OF OTHER DRUG DETERMINATION equals 2, then not all DRUG TEST RESULTS should equal 001.

ERROR CODE ERROR TEST

P170	If METHOD OF OTHER DRUG DETERMINATION equals 1-7, then POLICE REPORTED OTHER DRUG INVOLVEMENT should equal 0, 1.
P180	If PERSON TYPE equals 01, and AGE is less than 09, then BODY TYPE should not equal 90.
P190	If PERSON TYPE equals 01-05, 08-09, then RESTRAINT SYSTEM USE should not equal 06.
P200	If POLICE-REPORTED ALCOHOL INVOLVEMENT equals 8-9, then METHOD OF ALCOHOL DETERMINATION should equal 9.
P220	If AIR BAG AVAILABILITY/DEPLOYMENT equals 01-29, 31-32, 99, then SEATING POSITION should not equal 12, 18-19, 21-23, 28-29.
P300	If POLICE REPORTED ALCOHOL INVOLVEMENT equals 1, and INJURY SEVERITY equals 4, then ALCOHOL TEST RESULTS should not equal 95-96.
P410	If ALCOHOL TEST RESULTS equals 00-94, 97, then ALCOHOL TEST TYPE should equal 1-9.
P50P	<i>If DIED AT SCENE/EN ROUTE equals 7, then TAKEN TO HOSPITAL/TREATMENT FACILITY must equal 0.</i>
P510	<i>If EMS TIME AT HOSPITAL equals 0000, 9997, 9998, then DIED AT SCENE/EN ROUTE should not equal 8 for any PERSON.</i>
P51P	<i>If DIED AT SCENE/EN ROUTE equals 8, then TAKEN TO HOSPITAL/TREATMENT FACILITY must equal 1.</i>
P520	<i>If ACCIDENT DATE and DEATH DATE are the same, and ACCIDENT TIME AND DEATH TIME are the same, then TAKEN TO HOSPITAL/TREATMENT FACILITY should equal 0, and DIED AT SCENE/EN ROUTE should equal 7.</i>
P52P	<i>If DIED AT SCENE/EN ROUTE equals 9, then TAKEN TO HOSPITAL/TREATMENT FACILITY must equal 9.</i>
P53P	<i>If INJURY SEVERITY equals 0-3, 5-6, then DIED AT SCENE/EN ROUTE must equal 0.</i>

ERROR CODE	ERROR TEST
<i>P54P</i>	<i>If DIED AT SCENE/EN ROUTE equals 8, then EMS TIME AT HOSPITAL should not equal 0000, 9997, 9998.</i>
<i>P55P</i>	<i>If TAKEN TO HOSPITAL/TREATMENT FACILITY equals 9, then DIED AT SCENE/EN ROUTE must equal 9.</i>
U010	UNLIKELY: SPECIAL JURISDICTION equals 4-5.
U020	UNLIKELY: FIRST HARMFUL EVENT equals 02, 04, 06, 20.
U030	UNLIKELY: MANNER OF COLLISION equals 3.
U040	UNLIKELY: REGISTRATION STATE equals 97.
U050	UNLIKELY: SPECIAL USE equals 2-4, 6.
U060	UNLIKELY: VEHICLE ROLE equals 9.
U130	UNLIKELY: SEATING POSITION equals 41-43, 48.
U150	UNLIKELY: NON-MOTORIST LOCATION equals 14, 16.
U160	UNLIKELY: INJURY SEVERITY equals 6.
U170	UNLIKELY: RESTRAINT SYSTEM USE equals 1.
U180	UNLIKELY: SCHOOL BUS RELATED equals 1.
U120	UNLIKELY: AGE is greater than 92 and not equal to 99.
U210	UNLIKELY: PREVIOUS RECORDED ACCIDENTS is greater than 5 and less than 98.
U220	UNLIKELY: PREVIOUS RECORDED SUSPENSIONS AND REVOCATIONS is greater than 5 and less than 98.
U230	UNLIKELY: PREVIOUS DWI CONVICTIONS is greater than 5 and less than 98.
U240	UNLIKELY: PREVIOUS SPEEDING CONVICTIONS is greater than 5 and less than 98.
U250	UNLIKELY: PREVIOUS OTHER HARMFUL MV CONVICTIONS is greater than 5 and less than 98.
U260	UNLIKELY: DRIVER HEIGHT is greater than 7 feet, verify data.

ERROR CODE ERROR TEST

U270	UNLIKELY: DRIVER HEIGHT is greater than 7 feet, verify data.
U280	UNLIKELY: DRIVER HEIGHT is greater than 84 inches, verify data.
U290	UNLIKELY: DRIVER WEIGHT is greater than 299 lbs., verify data.
U300	UNLIKELY: NUMBER OF AXLES is greater than 13.
V010	MODEL YEAR should not be less than 1940.
V020	If VEHICLE TRAILING equals 1, then BODY TYPE should not equal 24-25, 50-52, 80-83, 88-91.
V030	If either RELATED FACTORS-VEHICLE LEVEL equals 12, 15, 17, then BODY TYPE should not equal 80-83, 88-89.
V040	If either RELATED FACTORS-VEHICLE LEVEL equals 15,17, then BODY TYPE should not equal 91.
V050	If PERSON TYPE equals 01-02, 09, and RESTRAINT SYSTEM USE equals 05, 15, then BODY TYPE should equal 80-83, 88-91.
V051	If BUS USE equals 1-3, then BODY TYPE should equal 20-21, 24-25, 29, 50-59.
V052	If BUS USE equals 4, then BODY TYPE should equal 25, 29, 51-52, 58-59.
V053	If BUS USE equals 5, then BODY TYPE should equal 20-21, 24-25, 29, 50-59.
V054	If BUS USE equals 6-7, then BODY TYPE should equal 20-21, 25, 29, 51-59.
V055	If BUS USE equals 0, then BODY TYPE should not equal 24-25, 50-59, and SPECIAL USE should not equal 2-3.
V056	If SPECIAL USE equals 2, then BUS USE must equal 1-3.
V057	If SPECIAL USE equals 3, then BUS USE must equal 4-7, 9.
V060	If SPECIAL USE equals 4, then REGISTRATION STATE should not equal 00-02, 04-06, 08-13, 15-51, 53-56, 92-93, 95, 97, 99.
V070	If HAZARDOUS CARGO equals 1-3, then REGISTRATION STATE should not equal 92.

ERROR CODE	ERROR TEST
V080	If TRAVEL SPEED equals 00, then VEHICLE ROLE should not equal 1.
V090	If HAZARDOUS CARGO equals 1-3, then COMMERCIAL MOTOR VEHICLE LICENSE STATUS should equal 6, 9.
V100	If HAZARDOUS CARGO equals 1-3, and RELATED FACTORS-DRIVER LEVEL does not equal 19, then COMMERCIAL MOTOR VEHICLE LICENSE STATUS should not equal 1-2, 5.
V110	If either RELATED FACTORS-VEHICLE LEVEL equals 15, then VEHICLE TRAILING should not equal 0.
V120	If DRIVER PRESENCE equals 2, then VEHICLE ROLE should not equal 0, 9.
V130	RELATED FACTORS-DRIVER LEVEL equals 33-35, then VEHICLE MANEUVER should equal 05.
V140	If RELATED FACTORS-DRIVER LEVEL equals 81-86, then VEHICLE MANEUVER should equal 09.
V150	If RELATED FACTORS-DRIVER LEVEL equals 27, then VEHICLE MANEUVER should equal 16.
V160	If RELATED FACTORS-DRIVER LEVEL equals 54, then VEHICLE MANEUVER should equal 04.
V16P	<i>If RELATED FACTORS-DRIVER LEVEL equals 88, then VEHICLE TRAILING must not equal 0, 9.</i>
V170	If NUMBER OF OCCUPANTS is less than 97, and VEHICLE TRAILING equals 0, and BODY TYPE equals 01-05, 07-09,14-15,19, 97, then NUMBER OF OCCUPANTS should not be greater than 8.
V180	If NUMBER OF OCCUPANTS is less than 97, and VEHICLE TRAILING equals 0, and BODY TYPE equals 06, 11, 16, then NUMBER OF OCCUPANTS should not be greater than 12.
V190	If NUMBER OF OCCUPANTS is less than 97, and VEHICLE TRAILING equals 0, and BODY TYPE equals 12, then NUMBER OF OCCUPANTS should not be greater than 15.
V200	If NUMBER OF OCCUPANTS is less than 97, and VEHICLE TRAILING equals 0, and BODY TYPE equals 80-83, 88-89, then NUMBER OF OCCUPANTS should not be greater than 2.

ERROR CODE ERROR TEST

V210	If NUMBER OF OCCUPANTS is less than 97, and VEHICLE TRAILING equals 0, and BODY TYPE equals 23, 42, 73 then NUMBER OF OCCUPANTS should not be greater than 12.
V220	If NUMBER OF OCCUPANTS is less than 97, and VEHICLE TRAILING equals 0, and BODY TYPE equals 60-65, 71-72, 79, then NUMBER OF OCCUPANTS should not be greater than 12.
V230	If NUMBER OF OCCUPANTS is less than 97, and VEHICLE TRAILING equals 0, and BODY TYPE equals 66, then NUMBER OF OCCUPANTS should not be greater than 5.
V240	If NUMBER OF OCCUPANTS is less than 97, and VEHICLE TRAILING equals 0, and BODY TYPE equals 91, then NUMBER OF OCCUPANTS should not be greater than 2.
V250	If NUMBER OF OCCUPANTS is less than 97, and VEHICLE TRAILING equals 0, and BODY TYPE equals 90, then NUMBER OF OCCUPANTS should not be greater than 8.
V260	If NUMBER OF OCCUPANTS is less than, 97 and VEHICLE TRAILING equals 0, and BODY TYPE equals 99, then NUMBER OF OCCUPANTS should not be greater than 5.
V270	Possible error in VIN character types or number of characters.
V280	Possible error in VIN digit check
V300	Possible error in VIN Production Number.
V320	If BODY TYPE equals 50-52, 58-66, 71-79, then AIRBAG AVAILABILITY/DEPLOYMENT should equal 30.
V330	If SCHOOL BUS RELATED equals 1, then BODY TYPE of at least one of the involved vehicles should equal 24, 50 (School Bus), or SPECIAL USE for at least one involved vehicle should equal 2 - Vehicle Used as School Bus, and BUS USE for at least one vehicle should equal 1-3.
V340	If NUMBER OF OCCUPANTS is less than 97, and BODY TYPE equals 01-05, 07-09, 14-15, 19, 97, and VEHICLE TRAILING does NOT equal 0, then NUMBER OF OCCUPANTS should not be greater than 8.

ERROR CODE	ERROR TEST
V350	If NUMBER OF OCCUPANTS is less than 97, and BODY TYPE equals 06, 11, 16, and VEHICLE TRAILING does NOT equal 0, then NUMBER OF OCCUPANTS should not be greater than 12.
V360	If NUMBER OF OCCUPANTS is less than 97, and BODY TYPE equals 12, and VEHICLE TRAILING does NOT equal 0, then NUMBER OF OCCUPANTS should not be greater than 15.
V370	If NUMBER OF OCCUPANTS is less than 97, and BODY TYPE equals 80-83, 88-89, and VEHICLE TRAILING does not equal 0, then NUMBER OF OCCUPANTS should not be greater than 2.
V380	If NUMBER OF OCCUPANTS is less than 97, and BODY TYPE equals 23, 42, 73, and VEHICLE TRAILING does NOT equal 0, then NUMBER OF OCCUPANTS should not be greater than 12.
V390	If NUMBER OF OCCUPANTS is less than 97, and BODY TYPE equals 60-65,71-72, 79, and VEHICLE TRAILING does NOT equal 0, then NUMBER OF OCCUPANTS should not be greater than 12.
V400	If NUMBER OF OCCUPANTS is less than 97, and BODY TYPE equals 66, and VEHICLE TRAILING does NOT equal 0, then NUMBER OF OCCUPANTS should not be greater than 5.
V410	If NUMBER OF OCCUPANTS is less than 97, and BODY TYPE equals 91, and VEHICLE TRAILING does NOT equal 0, then NUMBER OF OCCUPANTS should not be greater than 2.
V420	If NUMBER OF OCCUPANTS is less than 97, and BODY TYPE equals 90, and VEHICLE TRAILING does NOT equal 0, then NUMBER OF OCCUPANTS should not be greater than 8.
V430	If NUMBER OF OCCUPANTS is less than 97, and BODY TYPE equals 99, and VEHICLE TRAILING does NOT equal 0, then NUMBER OF OCCUPANTS should not be greater than 5.
V440	If BODY TYPE equals 24, 50, then SCHOOL BUS RELATED should equal 1.
V450	NUMBER OF VEHICLE FORMS equals 02, and VEHICLE ROLE of both vehicles equals 1, then MANNER OF COLLISION should equal 2.
V460	If VEHICLE CONFIGURATION equals 02, then NUMBER OF AXLES should not equal 02, 98.

ERROR CODE ERROR TEST

V46P	<i>If VEHICLE CONFIGURATION equals 21, then BODY TYPE must equal 50-52, 58-59.</i>
V470	If VEHICLE CONFIGURATION equals 01 , then CARGO BODY TYPE should be 01-05, 07.
V47P	<i>If VEHICLE CONFIGURATION equals 21, then CARGO BODY TYPE must equal 21.</i>
V480	If VEHICLE CONFIGURATION equals 05 , then NUMBER OF AXLES should not equal 98.
V490	If VEHICLE CONFIGURATION equals 19 , then NUMBER OF AXLES should equal 98.
V500	If VEHICLE CONFIGURATION equals 20-21 , then NUMBER OF AXLES should be 02-03, 98.
V502	If GROSS VEHICLE WEIGHT RATING equals 0, then VEHICLE CONFIGURATION must equal 00 , and NUMBER OF AXLES and CARGO BODY TYPE must equal 00.
V503	If GROSS VEHICLE WEIGHT RATING equals 1, then HAZARDOUS CARGO should equal 1, or VEHICLE CONFIGURATION should equal 20-21 .
V504	If GROSS VEHICLE WEIGHT RATING equals 1, then BODY TYPE should equal 01-39, 41-49 .
V505	<i>If GROSS VEHICLE WEIGHT RATING equals 9, then BODY TYPE should not equal 61-63, 66-67.</i>
V506	<i>If BODY TYPE equals 40, 60, then GROSS VEHICLE WEIGHT RATING should equal 2.</i>
V507	<i>If BODY TYPE equals 01-39, 41-49, then GROSS VEHICLE WEIGHT RATING should equal 0-1.</i>
V50P	<i>If BODY TYPE equals 61-62, 67, 71, then GVWR must equal 2. (See GVWR Remarks on how to use PCVina to determine GVWR.)</i>
V510	If TRAVEL SPEED equals 00, then CRASH AVOIDANCE MANEUVER should not equal 6.
V51P	<i>If BODY TYPE equals 63, 66, 72, then GVWR must equal 3. (See GVWR Remarks on how to use PCVina to determine GVWR.)</i>

ERROR CODE	ERROR TEST
V520	If TRAVEL SPEED equals 00, then CRASH AVOIDANCE MANEUVER should equal 0.
V52P	<i>If BODY TYPE equals 64, then GROSS VEHICLE WEIGHT RATING must equal 9. (See GVWR Remarks on how to use PCVina to determine GVWR.)</i>
V530	If JACKKNIFE equals 2-3, then CRASH AVOIDANCE MANEUVER should not equal 0, 8.
V531	<i>If BUS USE equals 1-7, then VEHICLE CONFIGURATION should equal 20-21, and CARGO BODY TYPE should equal 20-21.</i>
V53P	<i>If VEHICLE CONFIGURATION equals 01-08, 19, then GROSS VEHICLE WEIGHT RATING must equal 2-3.</i>
V54P	<i>If VEHICLE CONFIGURATION equals 01-08, 19, and VEHICLE IDENTIFICATION NUMBER is not Blank or Unknown, then GROSS VEHICLE WEIGHT RATING must equal 2-3.</i>
V550	If REGISTRATION STATE equals 93, 95-96, then REGISTERED VEHICLE OWNER should equal 3-4.
V55P	<i>If VEHICLE CONFIGURATION equals 80, then BODY TYPE must equal 01-13.</i>
V560	If SPECIAL USE equals 4, then REGISTERED VEHICLE OWNER should equal 3, and REGISTRATION STATE should equal 96.
V56P	<i>If VEHICLE CONFIGURATION equals 70, then BODY TYPE must equal 14-49.</i>
V570	If HAZARDOUS CARGO equals 1-3, then REGISTERED VEHICLE OWNER should not equal 0, 1-2, 4.
V57P	<i>If VEHICLE CONFIGURATION equals 05, then CARGO BODY TYPE must equal 96, and BODY TYPE must equal 66.</i>
V580	If HAZARDOUS CARGO equals 1-3, then REGISTERED VEHICLE OWNER should equal 3.
V58P	<i>If VEHICLE CONFIGURATION equals 04, then BODY TYPE must not equal 66.</i>
V590	If RELATED FACTORS-VEHICLE LEVEL equals 32, then REGISTERED VEHICLE OWNER should equal 1-3.

ERROR CODE	ERROR TEST
V591	If RELATED FACTORS-VEHICLE LEVEL equals 31, then SPEED should not equal 00.
V592	If RELATED FACTORS-VEHICLE LEVEL equals 37, then REGISTRATION STATE should not equal 00, 92.
V593	If RELATED FACTORS-VEHICLE LEVEL equals 37, then REGISTERED VEHICLE OWNER should not equal 0.
V59P	<i>If VEHICLE CONFIGURATION equals 06, then BODY TYPE must equal 66, and VEHICLE TRAILING must equal 1.</i>
V600	If REGISTERED VEHICLE OWNER equals 9, REGISTRATION STATE should equal 99.
V60P	<i>If VEHICLE CONFIGURATION equals 07, then BODY TYPE must equal 66, and VEHICLE TRAILING must equal 2.</i>
V61P	<i>If VEHICLE CONFIGURATION equals 08, then BODY TYPE must equal 66, and VEHICLE TRAILING must equal 3.</i>
V620	If ACCIDENT MONTH is between January and August, then the vehicle MODEL YEAR should NOT be greater than the ACCIDENT YEAR (contact Coding Assistance).
V62P	<i>If CARGO BODY TYPE equals 01-09, 97-98, and VEHICLE IDENTIFICATION NUMBER is not Blank or Unknown, then GROSS VEHICLE WEIGHT RATING must equal 2-3.</i>
V630	If REGISTRATION STATE equals 00, 92, then REGISTERED VEHICLE OWNER should NOT equal 5.
V63P	<i>If CARGO BODY TYPE equals 21, then BODY TYPE must equal 50-52, 58-59.</i>
V640	If VEHICLE CONFIGURATION does not equal 00, 99 , then BODY TYPE should not equal 24-25, 28, 31, 40, 42, 45, 48-49.
V64P	<i>If BODY TYPE equals 60-78, then GROSS VEHICLE WEIGHT RATING must not equal 0-1.</i>
V650	If NUMBER OF AXLES does not equal 00, 99, then BODY TYPE should not equal 24-25, 28, 31, 40, 42, 45, 48-49.

ERROR CODE	ERROR TEST
V65P	If GROSS VEHICLE WEIGHT RATING equals 2-3, then VEHICLE CONFIGURATION <i>must</i> not equal 00 , and NUMBER OF AXLES and CARGO BODY TYPE <i>must</i> not equal 00.
V660	If CARGO BODY TYPE does not equal 00, 99, then BODY TYPE should NOT equal 24-25, 28, 31, 40, 42, 45, 48-49.
V670	If REGISTERED VEHICLE OWNER equals 1-2, then REGISTRATION STATE should NOT equal 99.
V750	If UNDERRIDE/OVERRIDE equals 1-3, then FIRST HARMFUL EVENT or MOST HARMFUL EVENT (for this vehicle) should equal 12-13.
V760	If UNDERRIDE/OVERRIDE equals 4-6, then FIRST HARMFUL EVENT or MOST HARMFUL EVENT (for this vehicle) should equal 14, 45.
V770	If UNDERRIDE/OVERRIDE equals 7, then FIRST HARMFUL EVENT or MOST HARMFUL EVENT (for this vehicle) should equal 12-13.
V780	If UNDERRIDE/OVERRIDE equals 8, then FIRST HARMFUL EVENT or MOST HARMFUL EVENT (for this vehicle) should equal 14, 45.
V790	If BODY TYPE equals 20, then VEHICLE CONFIGURATION should equal 00 , and CARGO BODY TYPE should equal 00.
V800	If BODY TYPE equals 21-22, 28-29, then VEHICLE CONFIGURATION should equal 00-01, 03-04, 70, 99 , and CARGO BODY TYPE should equal 00-01, 99.
V810	If BODY TYPE equals 23, then VEHICLE CONFIGURATION should equal 00 , and CARGO BODY TYPE should equal 00.
V820	If BODY TYPE equals 24-25, then VEHICLE CONFIGURATION should equal 00, 20-21, 99 , and CARGO BODY TYPE should equal 00, 20-21, 99 .
V830	If BODY TYPE equals 40, then VEHICLE CONFIGURATION should equal 00-01, 03-04, 70 , and CARGO BODY TYPE should equal 00-04, 06-07, 97-98.
V840	If BODY TYPE equals 50-59, then VEHICLE CONFIGURATION should equal 21 , and CARGO BODY TYPE should equal 21 .

ERROR CODE ERROR TEST

V850	If BODY TYPE equals 60, then VEHICLE CONFIGURATION should equal 01, 03-04 , and CARGO BODY TYPE should equal 01.
V860	If BODY TYPE equals 61-64, then VEHICLE CONFIGURATION should equal 01-04 , and CARGO BODY TYPE should equal 01- 08, 96-98 .
V870	If BODY TYPE equals 65, then VEHICLE CONFIGURATION should equal 00 , and CARGO BODY TYPE should equal 00.
V880	If BODY TYPE equals 66, then VEHICLE CONFIGURATION should equal 05-08,19 , and CARGO BODY TYPE should equal 01-04, 06- 09, 96-98 .
V890	If BODY TYPE equals 71-72, then VEHICLE CONFIGURATION should equal 19 , and CARGO BODY TYPE should equal 01-04, 06- 09, 96-98 .
V900	If BODY TYPE equals 73, then VEHICLE CONFIGURATION should equal 00 , and CARGO BODY TYPE should equal 00.
V910	If BODY TYPE equals 78, then VEHICLE CONFIGURATION should equal 19 , and CARGO BODY TYPE should equal 98.
V915	<i>If BODY TYPE equals 67, then VEHICLE CONFIGURATION should equal 01, and CARGO BODY TYPE should equal 97.</i>
V920	If BODY TYPE equals 79, then VEHICLE CONFIGURATION should equal 99 , and CARGO BODY TYPE should equal 99.
V922	If MAKE equals 98, 99, and MODEL equals ____, then MODEL YEAR should equal ____.
V930	If VEHICLE CONFIGURATION equals 00 , or CARGO BODY TYPE equals 00, then BODY TYPE should not equal 50-64, 66-72,78-79.
V940	If HAZARDOUS CARGO equals 1-3, then VEHICLE CONFIGURATION should not equal 00, 99 , CARGO BODY TYPE should not equal 00, 99, and NUMBER OF AXLES should not equal 00, 99.
V950	If vehicle MODEL YEAR is less than 1994, and SEATING POSITION equals 31, 33, 39, then RESTRAINT SYSTEM USE should not equal 01, 03, and BODY TYPE should equal 12,15-16, 19-21.

ERROR CODE	ERROR TEST
V960	If REGISTRATION STATE equals 99, then REGISTERED VEHICLE OWNER should equal 5-6, 9.
V961	If MAKE equals 98, 99, and MODEL equals ____, then BODY should equal ____.
V970	Possible error in VIN, MODEL YEAR or VEHICLE MAKE.
V980	If BODY TYPE equals 24-25, 28, 40, 45, 48-52, 58-64, 66-67, 71-72, 78, 93 , or HAZARDOUS CARGO equals 1-3, then MOTOR CARRIER IDENTIFICATION NUMBER should not equal MOTOR 00-000000000.
V981	If VEHICLE CONFIGURATION equals 00 , then MOTOR CARRIER IDENTIFICATION NUMBER should equal 00-000000000.
V982	If MOTOR CARRIER IDENTIFICATION NUMBER does not equal 00-000000000, then VEHICLE CONFIGURATION should not equal 00 .