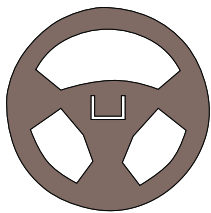




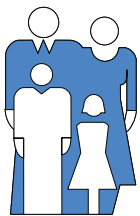
ACCIDENT
MENU



VEHICLE
MENU



DRIVER
MENU



PERSON
MENU

ELECTRONIC

2009

FARS
CODING AND
VALIDATION
MANUAL

U.S. Department
Of Transportation

National Highway Traffic
Safety Administration



U.S. Department
of Transportation
**National Highway
Traffic Safety
Administration**

★★★★★
NHTSA
www.nhtsa.gov



U.S. Department
of Transportation
**National Highway
Traffic Safety
Administration**

2009 FARS/NASS GES Standardization



DOT HS 811 356
July 2010

For over 30 years, the Fatality Analysis Reporting System (FARS) has been the most referenced source for U.S. fatal crash data. Since 1988, the National Automotive Sampling System General Estimates System (NASS GES) has been an essential source for non-fatal injury crash data. Both systems have used fairly similar sets of data elements (variables) to describe crashes, but the differences in the systems' coding details have required separate software, documentation, coding, and analysis.

In 2009, the National Highway Traffic Safety Administration (NHTSA) took a big step toward the goal of unifying the FARS and NASS GES data definitions and coding, simplifying crash data entry and analysis while also reducing costs and errors. The Data Standardization Work Group, consisting of representatives from NHTSA, the Federal Motor Carrier Safety Administration (FMCSA) and the Federal Highway Administration (FHWA), was chartered in 2006. The mission of the work group was to improve the compatibility of FARS and NASS GES and to bring both systems into alignment with the Model Minimum Uniform Crash Criteria (MMUCC), the guideline now used by nearly all States in the development and revision of their crash report forms and databases. After a thorough review of the data elements and attributes (variable values) in FARS and NASS GES and comparison to the recommended MMUCC data elements and attributes, the first phase of identified standardization changes were implemented in 2009, involving 45 common data elements, to include:

- ✓ Hit and Run
- ✓ Rollover / Location of Rollover
- ✓ Vehicle Removal
- ✓ Cargo Body Type
- ✓ Driver Presence
- ✓ Violations Charged
- ✓ Speed-Related
- ✓ Driver Vision Obscured by
- ✓ Air Bag Deployed
- ✓ Alcohol Test / Drug Test
- ✓ Number of Occupants
- ✓ Work Zone

Two phases remain to complete the standardization. The next phase of standardization changes will be introduced in 2010 data collection, to include even more affected elements, and adoption of one coding manual for both systems. The final phase, scheduled to be implemented in 2011, will result in one data entry system for both FARS and NASS GES.

For more detailed information on MMUCC:

2008 MMUCC Guideline

CRASH LEVEL

C1 – State Number	C20 – Relation to Trafficway
C2 – Consecutive Number	C21 – Trafficway Flow
C3 – Number of forms Submitted for Persons in MV	C22 – Number of Travel Lanes
C4 – Number of Vehicle Forms Submitted	C23 – Speed Limit
C5 – Number of Person Forms Submitted	C24 – Roadway Alignment
C6 – County	C25 – Roadway Profile
C7 – City	C26 – Roadway Surface Type
C8 – Crash Date	C27 – Roadway Surface Condition
C9 – Crash Time	C28 – Work Zone
C10 – National Highway System	C29 – Traffic Control Device
C11 – Roadway Function Class	C30 – Traffic Control Device Functioning
C12 – Route Signing	C31 – Light Condition
C13 – Trafficway Identifier	C32 – Atmospheric Condition
C14 – Milepoint	C33 – School Bus Related
C15 – Global Position	C34 – Rail Grade Crossing Identifier
C16 – Special Jurisdiction	C35 – Notification Time EMS
C17 – First Harmful Event	C36 – Arrival Time EMS
C18 – Manner of Collision	C37 – EMS Time at Hospital
C19 – Relation to Junction	C38 – Related Factors – Crash Level

VEHICLE LEVEL

V3 – Vehicle Level – Vehicle Number

V4 – Number of Occupants

V5 – Unit Type

V6 – Registration State

V7 – Registered Vehicle Owner

V8 – Vehicle Make

V9 – Vehicle Model

V10 – Body Type

V11 – Vehicle Model Year

V12 – Vehicle Identification Number

V13 – Bus Use

V14 – Special Use

V15 – Emergency Use

V16 – Travel Speed

V17 – Vehicle Maneuver

V18 – Crash Avoidance Maneuver

V19 – Rollover

V20 – Location of Rollover

V21 – Jackknife

V22 – Impact Point – Initial/Principal

V23 – Vehicle Role

V24 – Underride/Override

V25 – Extent of Damage

V26 – Vehicle Removal

V27 – Motor Carrier Identification Number

V28 – Vehicle Configuration

V29 – Vehicle Trailing

V30 – GVWR/GCWR

V31 – Cargo Body Type

V32 – Hazardous Material Involvement/Placard

V33 – Sequence of Events

V34 – Most Harmful Event

V35 – Related Factors – Vehicle Level

V36 – Fire Occurrence

V37 – Hit-And-Run

DRIVER LEVEL

D3 – Driver Level – Vehicle Number

D4 – Driver Presence

D5 – Driver's License State

D6 – Driver's Zip Code

D7 – Non-CDL License Type/Status

D8 – Commercial Motor Vehicle License Status

D9 – Compliance with License Endorsements

D10 – License Compliance with Class of Vehicle

D11 – Compliance with License Restrictions

D12 – Driver Height

D13 – Driver Weight

D14 – Previous Record Crashes

D15 – Previous Recorded Suspensions and Revocations

D16 – Previous DWI Convictions

D17 – Previous Speeding Convictions

D18 – Previous Other Harmful MV Convictions

D19 – Date of First Crash, Suspension or Conviction

D20 – Date of Last Crash, Suspension or Conviction

D21 – Violations Charged

D22 – Speed Related

D23 – Driver's Vision Obscured By

D24 – Related Factors – Vehicle Level

PERSON LEVEL

P3 – Person Level – Vehicle Number

P4 – Person Number

P5 – Non-Occupant Striking Vehicle Number

P6 – Age

P7 – Sex

P8 – Person Type

P9 – Seating Position

P10 – Protection System Use

P11 – Air Bag Availability/Deployment

P12 – Ejection

P13 – Ejection Path

P14 – Extrication

P15 – Non-Occupant Location

P16 – Police-Reported Alcohol Involvement

P17 – Method of Alcohol Determination – By Police

P18 – Alcohol Test

P19 – Police-Reported Drug Involvement

P20 – Method of Drug Determination – By Police

P21 – Drug Test

P22 – Injury Severity

P23 – Transported for Treatment By

P24 – Died At Scene/En Route

P25 – Death Date

P26 – Death Time

P27 – Related Factors – Person Level

SP1 – Death Certificate Number

SP2 – Fatal Injury at Work

SP3 – Race/Hispanic Origin

APPENDIX LEVEL

0 Series

1 Series

2 Series

3 Series

4 Series

5 Series

6 Series

7 Series

8 Series

9 Series

A Series

B Series

C Series

D Series

E Series

F Series

G Series

P Series

U Series

V Series

2009 MANUAL CHANGES

Below is a list of FARS elements that have substantial changes for 2009. These changes, as well as others, are highlighted throughout the manual by **bold/italic** type and a pointing hand graphic.

IT IS RECOMMENDED THAT YOU REVIEW THE ENTIRE MANUAL FOR ALL CHANGES

ELEMENT #	ELEMENT NAME	NEW/ REVISED VALUES	NEW/ REVISED REMARKS	COMMENTS
A1-A38	C1-C37			<ul style="list-style-type: none"> ▪ Accident Level element identifiers have changed from "A" to "C" Crash Level element identifiers.
Old A4 New C4	Number of Vehicle Forms Submitted	X	X	<ul style="list-style-type: none"> ▪ Changed element format from a 2 numeric format (01-99) to a 3 numeric format (001-999). ▪ Updated remarks.
Old A5 New C5	Number of Person Forms Submitted	X	X	<ul style="list-style-type: none"> ▪ Changed element format from a 2 numeric format (01-99) to a 3 numeric format (001-999). ▪ Updated remarks.
Old A8 New C8	Accident Date changed to Crash Date	X	X	<ul style="list-style-type: none"> ▪ Deleted element value "99-Unknown" for Accident Month and Accident Day. ▪ Deleted element value "9999-Unknown" for Accident Year. ▪ New remarks. ▪ Added new FARS Special Instructions. ▪ Added new GES Special Instructions.
Old A9 New C9	Accident Time changed to Crash Time	X	X	<ul style="list-style-type: none"> ▪ Deleted element value "0000-Not Applicable" and "0099-2399-Known Hours but unknown minutes". ▪ Revised Valid Military time from "0001-2400" to "0000-2359". ▪ Updated remarks for midnight from "2400" to "0000". ▪ Added new FARS Special Instructions. ▪ Added new GES Special Instructions.
Old A28 New C28	Construction/ Maintenance Zone changed to Work Zone		X	<ul style="list-style-type: none"> ▪ Name change. ▪ Updated remarks.

ELEMENT #	ELEMENT NAME	NEW/ REVISED VALUES	NEW/ REVISED REMARKS	COMMENTS
Old A31 New C31	Light Condition	X	X	<ul style="list-style-type: none"> ▪ Attribute change to element value "2 - Dark" to "2 - Dark - Not Lighted". ▪ Added new attributes "6 - Dark - Unknown Lighting" and "7 - Other". ▪ Added new remarks for attributes 2, 3, 4, 5 and 7.
Old A34 New C33	School Bus Related		X	<ul style="list-style-type: none"> ▪ Updated remarks section ▪ Added new FARS Special Instructions.
Old A33 New V37	Hit-and-Run	X	X	<ul style="list-style-type: none"> ▪ Removed element from Crash Level form and moved to the end of the Vehicle Level form. ▪ Attribute change to element value "0 - No Hit and Run" to "0 - No". ▪ Attribute change to element value "4 - Driver Left Scene After Collision With Motor Vehicle In Transport" to "1 - Yes". ▪ Deleted element value "2 - Driver Left Scene After Collision With Person Not In a Motor Vehicle." ▪ Deleted element value "3 - Driver Left After Collision With Parked/Stopped Off Roadway/Working Motor Vehicle or Object." ▪ Deleted element value "4 - Driver Left Scene After Non-Collision Accident." ▪ Deleted element value "5 - Hit and Run - Other Involved Person Left Scene." ▪ Added attribute "9 - Unknown". ▪ Updated remarks for revised attributes.
Old A36 New C35	Notification Time EMS	X	X	<ul style="list-style-type: none"> ▪ Attribute change to element value "0000 - Not Applicable" to "8888 - Not Applicable (Not Notified)". ▪ Updated Valid Military Times from "0001-2400" to "0000-2359". ▪ Updated remarks for midnight from "2400" to "0000".
Old A37 New C36	Arrival Time EMS	X	X	<ul style="list-style-type: none"> ▪ Attribute change to element value "0000 - Not Notified" to "8888 - Not Applicable (Not Notified)". ▪ Updated Valid Military Times from "0001-2400" to "0000-2359". ▪ Updated remarks for midnight from "2400" to "0000".

ELEMENT #	ELEMENT NAME	NEW/ REVISED VALUES	NEW/ REVISED REMARKS	COMMENTS
Old A38 New C37	EMS Time at Hospital	X	X	<ul style="list-style-type: none"> ▪ Attribute change to element value "0000-Not Transported" to "8888 - Not Applicable (Not Transported)". ▪ Updated Valid Military Times from "0001-2400" to "0000-2359". ▪ Updated remarks for midnight from "2400" to "0000".
V3	Vehicle Number - Vehicle Level	X	X	<ul style="list-style-type: none"> ▪ Changed element format from a 2 numeric format (00-99) to a 3 numeric format (000-999). ▪ Updated remarks.
V4	Number of Occupants	X	X	<ul style="list-style-type: none"> ▪ Attribute change to element value "96 - Ninety-Six or more". ▪ Deleted attribute "97 - Unknown-Only Injured Reported". ▪ Revised remarks for attribute "99 - Unknown". ▪ Added new FARS Special Instructions.
V12	Vehicle Identification Number		X	<ul style="list-style-type: none"> ▪ Attribute change to element value 00000000000000000000 - No VIN Required. ▪ Updated remarks. ▪ Added new FARS Special Instructions. ▪ Added new GES Special Instructions.
V14	Special Use	X	X	<ul style="list-style-type: none"> ▪ Added new attribute "8 - Emergency Services Vehicle". ▪ Updated remarks for attributes "0 - No Special Use", "1 - Taxi", "3 - Vehicle Used as Other Bus", "6 - Ambulance", "7 - Fire Truck" and "8 - Emergency Services Vehicle". ▪ Added new FARS Special Instructions.
V15	Emergency Use	X	X	<ul style="list-style-type: none"> ▪ Added new attribute "9 - Unknown". ▪ Updated Remarks.

ELEMENT #	ELEMENT NAME	NEW/ REVISED VALUES	NEW/ REVISED REMARKS	COMMENTS
V16	Travel Speed	X	X	<ul style="list-style-type: none"> ▪ Change element format from 2 numeric format to 3 numeric format. ▪ Added new attributes: <ul style="list-style-type: none"> 000 - Stopped Motor Vehicle In-Transport 001-151 Reported Speed up to 151 MPH 997 - Greater than 151 MPH 998 - Not Reported 999 - Unknown ▪ Updated Remarks.
V19	Rollover	X	X	<ul style="list-style-type: none"> ▪ Added new attributes "1 - Rollover, Tripped by Object/Vehicle", "2 - Rollover, Untripped", and "9 - Rollover, Unknown Type". ▪ Updated Remarks
New V20	Location of Rollover	X	X	<ul style="list-style-type: none"> ▪ Added new element ▪ Added new attributes: <ul style="list-style-type: none"> 0 - No Rollover 1 - On Roadway 2 - On Shoulder 3 - On Median/Separator 4 - In Gore 5 - On Roadside 6 - Outside of Traffic way 9 - Unknown ▪ Added new remarks
Old V20 New V21	Jackknife	X	X	<ul style="list-style-type: none"> ▪ Attribute change to element values "2 - Yes, First Event" and "3 - Yes, Subsequent Event". ▪ Updated Remarks. ▪ GES attributes added. ▪ Added new FARS Special Instructions. ▪ Added new GES Special Instructions.
Old V24 New V25	Extent of Deformation changes to Extent of Damage	X	X	<ul style="list-style-type: none"> ▪ Added new attribute "0 - No Damage". ▪ Attribute change to element values "2 - Minor Damage", "4 - Functional Damage", "6 - Disabling Damage". ▪ Updated Remarks

ELEMENT #	ELEMENT NAME	NEW/ REVISED VALUES	NEW/ REVISED REMARKS	COMMENTS
Old V25 New V26	Manner of Leaving Scene changes to Vehicle Removal	X	X	<ul style="list-style-type: none"> ▪ Added new attributes “3 - Towed Not Due to Disabling Damage” and “4 - Abandoned/Left Scene”. ▪ Attribute change to element values “1 - Driven Away”, “2 - Towed Due to Disabling Damage” and “9 - Unknown if Towed”. ▪ Updated Remarks. ▪ Added new GES Special Instructions.
Old V28 New V29	Vehicle Trailing	X	X	<ul style="list-style-type: none"> ▪ Added new attributes “6 - Vehicle Towing Another Motor Vehicle - Non-Fixed Linkage”. ▪ Attribute change to element values “0 - No Trailing Units”, 1 - One Trailing Unit”, “2 - Two Trailing Units”, “3 - Three or More Trailing Units”, “4 - Yes, Number of Trailing Units Unknown,” and “5 - Vehicle Towing Another Motor Vehicle - Fixed Linkage”. ▪ Updated Remarks. ▪ Added new FARS Special Instructions. ▪ Added new GES Special Instructions.
Old V30 New V31	Cargo Body Type	X	X	<ul style="list-style-type: none"> ▪ Attribute change to element values “00 - Not Applicable, Not a Medium/Heavy Truck or Bus, “09 - Pole - Trailer,” “11 - Intermodal Container Chassis,” “97 - Medium/Heavy Truck or Bus, Other Cargo Body Type (not codes 01-12, 20, 21), “98 - Medium/Heavy Truck or Bus, Unknown Cargo Body Type,” and “99 - Unknown if Light or Medium/Heavy Truck/Bus.” ▪ Deleted attributes “20 - Bus (seats 9-15 people, including driver)” and “21 - Bus (seat 16 or more people, including driver)”. ▪ Add new attribute “22 - Bus”. ▪ Updated Remarks. ▪ Added new FARS Special Instructions.

ELEMENT #	ELEMENT NAME	NEW/ REVISED VALUES	NEW/ REVISED REMARKS	COMMENTS
Old V34 New V35	Related Factors - Vehicle Level	X	X	<ul style="list-style-type: none"> ▪ Delete attribute “31 - Hit And Run Vehicle”. ▪ Updated Remarks.
Old V35 New V36	Fire Occurrence	X	X	<ul style="list-style-type: none"> ▪ Attribute change to element values “0 - No or Not Reported” and “1 - Yes” ▪ Delete attribute “2 - Fire Occurred in This Vehicle and Initiated Fire/Explosion in Another Vehicle”. ▪ Updated Remarks
D3	Vehicle Number - Driver Level	X	X	<ul style="list-style-type: none"> ▪ Changed element format from a 2 numeric format (01-99) to a 3 numeric format (000-999). ▪ Updated remarks.
D4	Driver Presence	X	X	<ul style="list-style-type: none"> ▪ Added new attribute “0 - No Driver Present/Not Applicable”. ▪ Attribute change to element value “1 - Yes”. ▪ Deleted attributes “2 - Driverless”, “3 - Driver Left Scene” and “4 - Motor Vehicle Not In Transport (Parked/Stopped Off Roadway/Working Motor Vehicle)” ▪ Updated Remarks. ▪ Added new FARS Special Instructions.
D5	License State changed to Driver's License State	X	X	<ul style="list-style-type: none"> ▪ Added new attribute “93 - Indian Nation”. ▪ Updated Remarks. ▪ Added new FARS Special Instructions.
D6	Driver Zip Code changed to Driver's Zip Code			<ul style="list-style-type: none"> ▪ Name change only.
D14	Previous Recorded Accidents changed to Previous Recorded Crashes	X	X	<ul style="list-style-type: none"> ▪ Attribute change to element value “98 - Crashes not reported on Driving Record (valid only for Previous Recorded Crashes).

ELEMENT #	ELEMENT NAME	NEW/ REVISED VALUES	NEW/ REVISED REMARKS	COMMENTS
D19	Date of First Accident, Suspension, Conviction changed to <i>Date of First Crash, Suspension, Conviction</i>		X	<ul style="list-style-type: none"> ▪ Name change only.
D20	Date of Last Accident, Suspension, Conviction changed to <i>Date of Last Crash, Suspension, Conviction</i>			<ul style="list-style-type: none"> ▪ Name change only.
D21	Violations Charged	X	X	<ul style="list-style-type: none"> ▪ Attribute change to element values “07 - Hit-and-run, fail to stop after <i>crash</i>” and “08 - Fail to give aid, info., wait for police after <i>crash</i>”. ▪ Added new FARS Special Instructions. ▪ Added new GES Special Instructions.
D22	<i>Speed Related</i>	X	X	<ul style="list-style-type: none"> ▪ New Element ▪ New Remarks
D23	<i>Driver’s Vision Obscured By</i>	X	X	<ul style="list-style-type: none"> ▪ New Element ▪ Attributes that were deleted from Related Factors - Driver Level have been moved to this element. ▪ New Remarks.

ELEMENT #	ELEMENT NAME	NEW/ REVISED VALUES	NEW/ REVISED REMARKS	COMMENTS
Old D22 New D24	Related Factors - Driver Level	X	X	<ul style="list-style-type: none"> ▪ Deleted attributes "43 - Driving Too Fast for Conditions", "44 - Driving in Excess of Posted Maximum", "46 - Racing", "55 - Underriding a Parked Truck", "61 - Rain, Snow, Fog, Smoke, Sand, Dust", "62 - Reflected Glare, Bright Sunlight, Headlights", "63 - Curve, Hill, Or Other Design Features (including traffic signs, embankment)", "64 - Building, Billboard, Other Structures", "65 - Trees, Crops, Vegetation", "66 - Motor Vehicle (including load)", "67 - Parked Vehicle", "68 - Splash or Spray of Passing Vehicle", "69 - Inadequate Defrost or Defog System", "70 - Inadequate Lighting System", "71 - Obstructing Angles on Vehicle", "72 - Mirrors", "75 - Broken or Improperly Cleaned Windshield", "76 - Other Visual Obstruction have been moved to new element Speed Related. ▪ Updated Remarks.
P3	Vehicle Number - Person Level	X	X	<ul style="list-style-type: none"> ▪ Changed element format from a 2 numeric format (01-99) to a 3 numeric format (001-999). ▪ Attribute change to element value "00 - Not a Motor Vehicle Occupant" to "000 - Not a Motor Vehicle Occupant". ▪ Updated remarks.
P4	Person Number	X	X	<ul style="list-style-type: none"> ▪ Changed element format from a 2 numeric format (01-99) to a 3 numeric format (001-999). ▪ Updated remarks.

ELEMENT #	ELEMENT NAME	NEW/REVISED VALUES	NEW/REVISED REMARKS	COMMENTS
P5	Non-Occupant Striking Vehicle Number	X	X	<ul style="list-style-type: none"> ▪ Changed element format from a 2 numeric format (01-99) to a 3 numeric format (001-999). ▪ Attribute change to element values “00 - Not Applicable-Occupant of a Motor Vehicle In-Transport or Not In-Transport (Including Motor Vehicle Parked/Stopped Off Roadway/Working/In Motion Outside the Trafficway)” to “000 - Not Applicable-Occupant of a Motor Vehicle In-Transport or Not In-Transport (Including Motor Vehicle Parked/Stopped Off Roadway/Working/In Motion Outside the Trafficway)” ▪ Updated remarks.
P6	Age	X	X	<ul style="list-style-type: none"> ▪ Changed element format from a 2 numeric to 3 numeric format. ▪ Attribute change to element values “000 - Less Than One Year”, “001-120 - Actual Age*” and “999 - Unknown”. ▪ Updated Remarks. ▪ Added new FARS Special Instructions.
P8	Person Type		X	<ul style="list-style-type: none"> ▪ Added new FARS Special Instructions. ▪ Added new GES Special Instructions.
P9	Seating Position	X	X	<ul style="list-style-type: none"> ▪ Attribute change to element values “ 51 - Other Passenger in enclosed passenger or cargo area (includes passenger in 5th row of 15 seat, 5 row vans)” and “55 - Riding on Exterior of Vehicle”. ▪ Revised remarks for motorcycle side car. ▪ Added new GES Special Instructions.

ELEMENT #	ELEMENT NAME	NEW/ REVISED VALUES	NEW/ REVISED REMARKS	COMMENTS
P11	Air Bag Availability/ Deployment changed to Air Bag Deployed	X	X	<ul style="list-style-type: none"> ▪ Added new attribute “03 - Deployed: Curtain (roof).” ▪ Attribute change to element values “01 - Deployed: Front”, “02 - Deployed: Side (door, seatback)”, “07 - Deployed: Other (knee, air belt, etc.)”, “08 - Deployed: Combination”, “09 - Deployed: Unknown Direction”, “20 - Not Deployed”, “28 - Switched Off” and “99 - Deployment or Availability Unknown”. ▪ Deleted attributes 29-32 ▪ Updated Remarks
P12	Ejection	X	X	<ul style="list-style-type: none"> ▪ Attribute change to element value “9 - Unknown if Ejected”. ▪ Updated Remarks
P16	Police Reported Alcohol Involvement		X	<ul style="list-style-type: none"> ▪ Updated Remarks. ▪ Added new FARS Special Instructions.
P18	Alcohol Test/ Type changes to Alcohol Test	X	X	<ul style="list-style-type: none"> ▪ Changed element format from 2 sets of 2 numeric to 3 sets, 1 set 1 numeric, 2 sets 2 numeric. (3 subfields) ▪ Revised codes: <p>Blanks</p> <p style="padding-left: 40px;">Subfield 1 – Test Status</p> <p>0 Test Not Given</p> <p>1 Test Refused</p> <p>2 Test Given</p> <p>9 Unknown if Tested/Not Reported</p> <p style="padding-left: 40px;">Subfield 2 – Test Type</p> <p>00 No Test Test Not Given</p> <p>01 Blood</p> <p>02 Breathalyzer “BAC”</p> <p>10 Preliminary Breath Test (PBT)</p> <p>03 Urine</p> <p>04 Vitreous</p> <p>05 Blood Plasma/Serum</p> <p>06 Blood Clot</p> <p>07 Liver</p> <p>08 Other Test Type</p> <p>98 Unknown Test Type</p> <p>99 Unknown if Tested/Not Reported</p>

ELEMENT #	ELEMENT NAME	NEW/REVISED VALUES	NEW/REVISED REMARKS	COMMENTS
				<p>Subfield 3 – Test Result</p> <p>00-93 Actual Value</p> <p>94 .94 or Greater</p> <p>96 Test Not Given</p> <p>97 AC Test Performed, Results Unknown</p> <p>98 Positive Reading With No Actual Value</p> <p>99 Unknown if Tested/Not Reported</p> <ul style="list-style-type: none"> ▪ Updated Remarks. ▪ Added new FARS Special Instructions.
P19	Police Reported Other Drug Involvement changed to Police Reported Drug Involvement	X	X	<ul style="list-style-type: none"> ▪ Updated Remarks. ▪ Attribute change to element values “0 - No (other drugs not involved)”, “1 - Yes (other drugs involved)” and “9 - Unknown (Police Reported as unknown)”. ▪ Added new FARS Special Instructions.
P21	Drug Test Type and Drug Test Result combined into Drug Test	X	X	<ul style="list-style-type: none"> ▪ Changed element format from 3 sets, 1 set 1 numeric, 1 set 3 numeric to 3 sets, 2 sets 1 numeric; 1 set, 3 numeric. (3 subfields) ▪ Revised codes: <p>Blanks</p> <p>Subfield 1 – Test Status</p> <p>0 Test Not Given</p> <p>1 Test Refused</p> <p>2 Test Given</p> <p>9 Unknown if Tested/Not Reported</p> <p>Subfield 2 – Test Type</p> <p>0 Test Not Given</p> <p>1 Blood</p> <p>2 Urine</p> <p>3 Both: Blood and Urine Tests</p> <p>7 Unknown Test Type</p> <p>8 Other Test Type</p> <p>9 Unknown if Tested/Not Reported</p> <p>Subfield 3 – Test Result</p> <p>000 Test Not Given</p> <p>001 No Drugs Reported/Negative</p>

ELEMENT #	ELEMENT NAME	NEW/ REVISED VALUES	NEW/ REVISED REMARKS	COMMENTS
				<p> 100-295 Narcotic* 300-395 Depressant* 400-495 Stimulant* 500-595 Hallucinogen* 600-695 Cannabinoid* 700-795 Phencyclidine (PCP)* 800-895 Anabolic Steroid* 900-995 Inhalant* 996 Other Drug 997 Test for Drug, Results Unknown 998 Tested for Drugs, Drugs Found, Type Unknown/Positive 999 Unknown If Tested/Not Reported </p> <ul style="list-style-type: none"> ▪ Updated Remarks. ▪ Added new FARS Special Instructions.
P22	Injury Severity	X	X	<ul style="list-style-type: none"> ▪ Attribute change to element value "6 - Died Prior to Crash".
P25	Death Date	X	X	<ul style="list-style-type: none"> ▪ Added new attributes "88 - Not Applicable (Non-Fatal)" under Death Month and Death Day, and "8888 - Not Applicable (Non-Fatal)" under Death Year. ▪ Delete attributes "00 - Not Applicable" under Death Month and Death Day, and "0000 - Not Applicable" under Death Year. ▪ Updated Remarks.
P26	Death Time	X	X	<ul style="list-style-type: none"> ▪ Added new attribute "8888 - Not Applicable (Non-Fatal)". ▪ Attribute change to element value "0000-2359 - Valid Military Time". ▪ Updated remarks for midnight from "2400" to "0000".

CRASH vs. ACCIDENT

The National Highway Traffic Safety Administration (NHTSA) has adopted the policy to use the term, Crash. Accordingly the term, Crash, is used throughout this manual.

As used in this coding manual, “Crash” shall always refer to a **Motor Vehicle Traffic Accident** as rigorously defined in ANSI Standard, D16.1 – The Manual on Classification of Motor Vehicle Traffic Accidents. Incidents or scenarios involving **collision** events, and those involving **non-collision** events, as defined in ANSI D16.1, are included.

Collision events include those involving a motor vehicle and fixed objects (poles, walls, buildings, barriers, bridge supports, etc.) and those involving a motor vehicle and non-fixed objects (pedestrians, animals, pedal cyclists, other motor vehicles, etc).

Besides scenarios involving a collision, a crash also shall include non-collision scenarios such as the following:

- A single motor vehicle on a roadway catches fire
- A motor vehicle runs off of a trafficway and is immersed in a body of water
- An occupant of a motor vehicle is injured by falling from that vehicle while it is in motion or on a roadway
- An occupant of a motor vehicle is injured by shifting cargo or flying objects within that vehicle during emergency handling / braking
- A vehicle suffers damage from a pavement irregularity (loose plate, high manhole, pot hole, etc)
- And others

Consult ANSI D16.1, Manual on Classification of Motor Vehicle Traffic Accidents (The ANSI Manual) for a more precise and complete presentation of these concepts. As a minimum, the following ANSI D16.1 terms should be well understood to properly select and classify cases for FARS and GES. The paragraph reference numbers from the ANSI Manual are provided to aid look-up.

2.2.1 Trafficway

2.4.1 Harmful Event

2.4.2 Deliberate Intent

2.4.3 Legal Intervention

2.4.4 Unstabilized Situation

2.4.5 Cataclysm

2.4.6 Accident

2.4.9 Transport Accident

2.4.12 Motor Vehicle Accident

2.4.17 Road Vehicle Accident

2.4.18 Traffic Accident

2.4.22 Motor Vehicle Traffic Accident

2.4.27 Fatal Accident

LIST OF ELEMENTS AND LOCATION CODES

ALL LEVELS		<u>Page</u>			<u>Page</u>
Submission Instructions		5	Person Form		10
Crash Form		7	Form Instructions		11
Vehicle Form		8	Data Element Instructions		15
Driver Form		9			
<u>Element</u>		<u>Page</u>	<u>Element</u>		<u>Page</u>
C1	State Number	17	C2	Consecutive Numbers	21
	V1			V2	
	D1			D2	
	P1			P2	

CRASH LEVEL

<u>Element</u>		<u>Page</u>	<u>Element</u>		<u>Page</u>
C3	Number of Forms Submitted For Persons Not In Motor Vehicles	23	C21	Trafficway Flow	105
C4	Number of Vehicle Forms Submitted	25	C22	Number of Travel Lanes	107
C5	Number of Person Forms Submitted	29	C23	Speed Limit	109
C6	County	31	C24	Roadway Alignment	113
C7	City	31	C25	Roadway Profile	115
C8	Crash Date	33	C26	Roadway Surface Type	117
C9	Crash Time	37	C27	Roadway Surface Condition	119
C10	National Highway System	41	C28	Work Zone	121
C11	Roadway Function Class	43	C29	Traffic Control Device	123
C12	Route Signing	49	C30	Traffic Control Device Functioning	129
C13	Trafficway Identifier	53	C31	Light Condition	131
C14	Milepoint	59	C32	Atmospheric Conditions	133
C15	Global Position	61	C33	School Bus Related	135
C16	Special Jurisdiction	65	C34	Rail Grade Crossing Identifier	137
C17	First Harmful Event	67	C35	Notification Time EMS	139
C18	Manner of Collision	83	C36	Arrival Time EMS	143
C19	Relation to Junction	89	C37	EMS Time at Hospital	147
C20	Relation to Trafficway	97	C38	Related Factors – Crash Level Additional State Information	151 159

VEHICLE LEVEL

<u>Element</u>	<u>Page</u>	<u>Element</u>	<u>Page</u>	
V3	Vehicle Number	161	V23 Vehicle Role	343
V4	Number of Occupants	163	V24 Underride/Override	347
V5	Unit Type	167	V25 Extent of Damage	351
V6	Registration State	173	V26 Vehicle Removal	353
V7	Registered Vehicle Owner	177	V27 Motor Carrier Identification Number	355
V8	Vehicle Make	181	V28 Vehicle Configuration	359
V9	Vehicle Model	181	V29 Vehicle Trailing	367
V10	Body Type	275	V30 Gross Vehicle Weight Rating /Gross Combination Weight Rating	373
V11	Model Year	281	V31 Cargo Body Type	377
V12	Vehicle Identification Number	283	V32 Hazardous Material Involvement/Placard	385
V13	Bus Use	299	V33 Sequence of Events	393
V14	Special Use	303	V34 Most Harmful Event	409
V15	Emergency Use	309	V35 Related Factors – Vehicle Level	421
V16	Travel Speed	311	V36 Fire Occurrence	429
V17	Vehicle Maneuver	315	V37 Hit-and-Run	431
V18	Crash Avoidance Maneuver	319		
V19	Rollover	323		
V20	Location of Rollover	327		
V21	Jackknife	331		
V22	Impact Point-Initial/Principal	335		

DRIVER LEVEL

<u>Element</u>	<u>Page</u>	<u>Element</u>	<u>Page</u>		
D3	Vehicle Number	435	D15	Previous Recorded Suspensions and Revocations	479
D4	Driver Presence	437	D16	Previous DWI Convictions	479
D5	Driver's License State	441	D17	Previous Speeding Convictions	479
D6	Driver's Zip Code	445	D18	Previous Other Harmful MV Convictions	479
D7	Non-CDL License Type Status	447	D19	Date of FIRST Crash , Suspension, Conviction	485
D8	Commercial Motor Vehicle License Status	457	D20	Date of LAST Crash , Suspension, Conviction	485
D9	Compliance with License Endorsements	463	D21	Violations Charged	489
D10	License Compliance with Class of Vehicle	467	D22 Speed Related	495	
D11	Compliance with License Restrictions	471	D23 Driver's Vision Obscured By	497	
D12	Driver Height	475	D24 Related Factors – Driver Level	501	
D13	Driver Weight	477			
D14	Previous Recorded Crashes	479			

PERSON LEVEL

	<u>Element</u>	<u>Page</u>		<u>Element</u>	<u>Page</u>
P3	Vehicle Number	519	P17	Method of Alcohol	571
P4	Person Number	521		Determination - By Police	
P5	Non-Occupant Striking Vehicle Number	523	P18	Alcohol Test	577
P6	Age	525	P19	Police-Reported Drug Involvement	583
P7	Sex	527	P20	Method of Drug Deter- mination - By Police	587
P8	Person Type	529	P21	Drug Test	589
P9	Seating Position	541	P22	Injury Severity	607
P10	Protection System Use	549	P23	Transported For Treatment By	613
P11	Air Bag Deployed	555	P24	Died at Scene/En Route	617
P12	Ejection	557	P25	Death Date	619
P13	Ejection Path	559	P26	Death Time	623
P14	Extrication	561	P27	Related Factors – Person Level	625
P15	Non-Occupant Location	563			
P16	Police-Reported Alcohol Involvement	567			
			SP1	Death Certificate Number	641
			SP2	Fatal Injury at Work	645
			SP3	Race/Hispanic Origin	647
				Appendix – Consistency Checks	669

100. SUBMISSION INSTRUCTIONS

101. HOW TO SUBMIT

Each case must have at least one person level form with INJURY SEVERITY attribute **Fatal Injury**.

2008 Data

Enter data directly from coded FARS forms, using procedures described in the FARS MICROCOMPUTER DATA ENTRY MANUAL.


2009 Data

Enter data directly from coded FARS forms (Exhibit 100-A), using procedures described in the FARS Microcomputer Data Entry Manual (MDE Manual).

102. WHEN TO SUBMIT

Make submissions at anytime during the week via the Microcomputer.

103. DATA SOURCES



1. Use the ANSI D16.1 Manual on Classification of Motor Vehicle Traffic Accident for definitions in coding the FARS forms.
2. Obtain information from death certificates for persons who die as a result of injuries sustained in a motor vehicle **crash**.
3. Use the State Driver Licensing Files, Vehicle Registration Files, Highway Department Files, **Crash** Reports and Vital Statistics Reports.
4. See the FARS MDE manual for instructions on obtaining data and responding to requests for data on vehicles and drivers not registered or licensed in your state.
5. The message system should be used to obtain data on involved Out-of-State drivers and vehicles.

100-A EXHIBIT FARS CODING FORMS (CRASH LEVEL)

CODED BY: _____ INPUT BY: _____

2009 Fatality Analysis Reporting System

DATE CODED: _____ DATE INPUT: _____

CRASH LEVEL



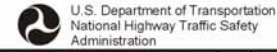
STATE CASE NO.: _____

STATE NUMBER (GSA CODES) (C1)	CONSECUTIVE NUMBER (C2)	** Number of Forms Submitted for Persons Not in Motor Vehicles (C3)	** Number of Vehicle Forms Submitted (C4)	** Number of Person Forms Submitted (C5)																
COUNTY (C6)	CITY (C7)	** DATE (C8) Month, Day and Year	2 0 0 9	** TIME (C9) Military Time 9999-Unknown																
NATIONAL HIGHWAY SYSTEM (C10) <i>(See Instruction Manual)</i>			SPEED LIMIT (C23) Actual Miles Per Hour Except:																	
ROADWAY FUNCTION CLASS (C11)			00-No Statutory Limit 99-Unknown																	
<table style="width: 100%; font-size: small;"> <tr> <td style="width: 50%;">RURAL</td> <td style="width: 50%;">URBAN</td> </tr> <tr> <td>01-Principal Arterial - Interstate</td> <td>11-Principal Arterial - Interstate</td> </tr> <tr> <td>02-Principal Arterial - Other</td> <td>12-Principal Arterial - Other (Freeways or Expressways)</td> </tr> <tr> <td>03-Minor Arterial</td> <td>13-Other Principal Arterial</td> </tr> <tr> <td>04-Major Collector</td> <td>14-Minor Arterial 99-Unknown</td> </tr> <tr> <td>05-Minor Collector</td> <td>15-Collector</td> </tr> <tr> <td>06-Local Road or Street</td> <td>16-Local Road or Street</td> </tr> <tr> <td>09-Unknown Rural</td> <td>19-Unknown Urban</td> </tr> </table>			RURAL	URBAN	01-Principal Arterial - Interstate	11-Principal Arterial - Interstate	02-Principal Arterial - Other	12-Principal Arterial - Other (Freeways or Expressways)	03-Minor Arterial	13-Other Principal Arterial	04-Major Collector	14-Minor Arterial 99-Unknown	05-Minor Collector	15-Collector	06-Local Road or Street	16-Local Road or Street	09-Unknown Rural	19-Unknown Urban	ROADWAY ALIGNMENT (C24)	
RURAL	URBAN																			
01-Principal Arterial - Interstate	11-Principal Arterial - Interstate																			
02-Principal Arterial - Other	12-Principal Arterial - Other (Freeways or Expressways)																			
03-Minor Arterial	13-Other Principal Arterial																			
04-Major Collector	14-Minor Arterial 99-Unknown																			
05-Minor Collector	15-Collector																			
06-Local Road or Street	16-Local Road or Street																			
09-Unknown Rural	19-Unknown Urban																			
ROUTE SIGNING (C12)			1-Straight 2-Curve 9-Unknown																	
1-Interstate LOCAL STREET 8-Other			ROADWAY PROFILE (C25)																	
2-U.S. Highway 5-Township 9-Unknown			1-Level 3-Hillcrest 9-Unknown																	
3-State Highway 6-Municipality			2-Grade 4-Sag																	
4-County Road 7-Frontage Road 9-Unknown			ROADWAY SURFACE TYPE (C26)																	
TRAFFICWAY IDENTIFIER (C13)			1-Concrete 4-Slag, Gravel or Stone 9-Unknown																	
Actual Posted Number, Assigned Number, or Common Name <i>(If No Posted or Assigned Number) Except Nine-Fill if Unknown</i>			2-Blacktop, Bituminous, Asphalt 4-Dirt 8-Other																	
1			3-Brick or Block 4-Other																	
2			ROADWAY SURFACE CONDITIONS (C27)																	
MILEPOINT (C14)			1-Dry 4-Ice/Frost 7-Oil																	
Actual to Nearest .1 Mile (Assumed Decimal) Except 00000-None 99999-Unknown			2-Wet 5-Sand, Dirt, Mud, Gravel 8-Other																	
GLOBAL POSITION (C15)			3-Snow or Slush 6-Water (standing or moving) 9-Unknown																	
LATITUDE LONGITUDE			WORK ZONE (C28)																	
<i>(See Instruction Manual)</i> <i>(See Instruction Manual)</i>			0-None 2-Maintenance 4-Work Zone, Type Unknown																	
Degrees Minutes Seconds Degrees Minutes Seconds			1-Construction 3-Utility																	
SPECIAL JURISDICTION (C16)			TRAFFIC CONTROL DEVICE/FUNCTIONING (C29/C30)																	
<i>(See Instruction Manual)</i>			DEVICE: <i>(See Instruction Manual)</i>																	
** FIRST HARMFUL EVENT (C17)			FUNCTIONING:																	
<i>(See Instruction Manual)</i>			0-No Controls 3-Device Functioning Properly Device C29 Functioning C30																	
MANNER OF COLLISION (C18)			1-Device Not Functioning 9-Unknown																	
00-Not Collision with Motor Vehicle 07-Sideswipe-Same Direction			2-Device Functioning - Functioning Improperly																	
01-Front-to-Rear (includes Rear-End) 08-Sideswipe-Opposite Direction			LIGHT CONDITION (C31)																	
02-Front-to-Front (includes Head-On) 09-Rear-to-Side			1-Daylight 2-Dark - Not Lighted 3-Dark but Lighted 6-Dark - Unknown Lighting 4-Dawn 5-Dusk 7-Other 9-Unknown																	
03-Front-to-Side, Same Direction 10-Rear-to-Rear			ATMOSPHERIC CONDITIONS (C32)																	
04-Front-to-Side, Opposite Direction 11-Other(End Swipes and Others)			0-No Additional Atmospheric Condition 2-Rain 6-Severe Crosswinds																	
05-Front-to-Side, Right Angle (includes Broadside) 99-Unknown			1-Clear/Cloudy (No Adverse Conditions) 3-Sleet (Hail) 7-Blowing Sand, Soil, Dirt 8-Other 9-Unknown																	
RELATION TO JUNCTION (C19)			5-Fog, Smog, Smoke																	
NON-INTERCHANGE INTERCHANGE AREA			SCHOOL BUS RELATED (C33)																	
01-Non-Junction 10-Intersection			0-No 1-Yes																	
02-Intersection 11-Intersection Related			RAIL GRADE CROSSING IDENTIFIER (C34)																	
03-Intersection Related 12-Driveway Access			<i>(See Instruction Manual)</i>																	
04-Driveway, Alley Access, etc. 13-Entrance/Exit Ramp Related			NOTIFICATION TIME EMS (C35)																	
05-Entrance/Exit Ramp Related 14-Crossover-Related			Military Time Except: 8888-Not Applicable (Not Notified) 9998-Unknown if Notified 9999-Unknown																	
06-Front to Side/Angle-Direction Not Specified			9997-Officially Canceled																	
RELATION TO TRAFFICWAY (C20)			ARRIVAL TIME EMS (C36)																	
01-On Roadway 07-In Parking Lane/Zone			Military Time Except: 8888-Not Applicable (Not Notified) 9998-Unknown if Arrived 9997-Officially Canceled 9999-Unknown																	
02-Shoulder 08-Gore			EMS TIME AT HOSPITAL (C37)																	
03-Median 10-Separator			Military Time 8888-Not Applicable (Not Transported) 9998-Unknown if Transported 9997-Officially Canceled 9999-Unknown EMS Hospital Arrival Time																	
04-Roadside 11-Two-way Continuous Left-Turn Lane			RELATED FACTORS (C38)																	
05-Outside Trafficway/Outside Right-of-Way 99-Unknown			<i>(See Instruction Manual)</i>																	
06-Off Roadway - Location Unknown			<i>"Related Factors-CRASH LEVEL"</i>																	
TRAFFICWAY FLOW (C21)			ADDITIONAL STATE INFORMATION																	
1-Not Physically Divided (Two-Way Trafficway) 4- One-Way Trafficway			<i>(See Instruction Manual)</i>																	
5-Not Physically Divided (With Two-Way Continuous Left-Turn Lane) 6-Entrance/Exit Ramp																				
2-Divided Highway, Median Strip (Without Traffic Barrier) 9- Unknown																				
3-Divided Highway, Median Strip (With Traffic Barrier)																				
NUMBER OF TRAVEL LANES (C22)																				
Actual Value Except: 7-Seven or More Lanes 9-Unknown																				

100-A EXHIBIT FARS CODING FORMS (VEHICLE LEVEL)

CODED BY: _____ INPUT BY: _____
 DATE CODED: _____ DATE INPUT: _____
 STATE CASE NO.: _____

2009 Fatality Analysis Reporting System VEHICLE LEVEL



STATE NUMBER (V1) (GSA CODES)		CONSECUTIVE NUMBER (V2)		** VEHICLE NUMBER (V3) (Assigned by Analyst)		** NUMBER OF OCCUPANTS (V4) Actual Value if Total Known Except: 96- Ninety-Six or More 99-Unknown	
UNIT TYPE (V5) ** 1-Motor Vehicle In-Transport (Inside or Outside the Trafficway) 2-Motor Vehicle Not In-Transport Within Trafficway 3-Motor Vehicle Not In-Transport Outside Trafficway 4-Working Motor Vehicle (Highway Construction, Maintenance, Utility Only)				VEHICLE ROLE (V23) 0-Non-Collision 1-Striking 2-Struck 3-Both 9-Unknown			
REGISTRATION STATE (V6) GSA CODES Except: 00-Not Applicable 92-No Registration 93-Multiple State Registration 94-U.S. Government Tags (includes military) 95-Canada 96-Mexico 97-Other Foreign Country 98-Other Registration (includes Native American Indian Nations) 99-Unknown				UNDERRIDE/OVERRIDE (V24) 0-No Underride or Override UNDERRIDING A MOTOR VEHICLE IN-TRANSPORT 1-Underride (Compartment Intrusion) 2-Underride (No Compartment Intrusion) 3-Underride (Compartment Intrusion Unknown) UNDERRIDING A MOTOR VEHICLE NOT IN-TRANSPORT 4-Underride (Compartment Intrusion) 5-Underride (No Compartment Intrusion) 6-Underride (Compartment Intrusion Unknown) 7-Overriding a Motor Vehicle In-Transport 8-Overriding a Motor Vehicle Not In-Transport 9-Unknown if Underride or Override			
REGISTERED VEHICLE OWNER (V7) 0-Not Applicable, Vehicle Not Registered 1-Driver (this crash) Registered Owner 2-Driver (this crash) Not Registered Owner (Other Private Owner Listed) 3-Vehicle Registered as Business/Company/Government Vehicle 4-Vehicle Registered as Rental Vehicle 5-Vehicle Stolen (Reported by Police) 6-Driverless/Motor Vehicle Parked/Stopped Off Roadway 9-Unknown				EXTENT OF DAMAGE (V25) 0-No Damage 2-Minor Damage 4-Functional Damage 6-Disabling Damage 9-Unknown			
VEHICLE MAKE (V8) (See Instruction Manual)		VEHICLE MODEL (V9) (See Instruction Manual)		VEHICLE REMOVAL (V26) 1-Driven Away 2-Towed Due to Disabling Damage 3-Towed Not Due to Disabling Damage 4-Abandoned / Left at Scene 9-Unknown			
BODY TYPE (V10) (See Instruction Manual)		MODEL YEAR (V11) Actual Value Except: 9999-Unknown		MOTOR CARRIER IDENTIFICATION NUMBER (V27) (See Instruction Manual) Issuing Authority: _____ Identification Number: _____			
VEHICLE IDENTIFICATION NUMBER (V12) Actual Value Except: 0-Fill if No VIN Required 9-Fill if Unknown				VEHICLE CONFIGURATION (V28) 00-Not Applicable, Not a Med/Heavy Truck, Bus or Vehicle Displaying Hazardous Material Placard 01-Single Unit Truck (Two Axles, 6 Tires) 02-Single Unit Truck (Three or More Axles) 03-Single Unit Truck (Unkn. No. of Axles, Tires) 04-Truck/Trailer(s) 05-Truck Tractor (Bobtail) 06-Tractor/Semi-Trailer (one trailer) 07-Tractor/Trailers (two trailers) 08-Tractor/Triples (three trailers) 19-Med/Heavy Truck, cannot classify 20-Bus (seats 9-15 people, including driver) 21-Bus (seats 16 or more people, including driver) 70-Light Truck (van, mini van, panel, pickup, sport utility displaying a hazardous materials placard) 80-Passenger Car (only when displaying a hazardous materials placard) 99-Unknown If Light or Med/Heavy Truck/Bus			
BUS USE (V13) 0-Not Used as a Bus 1-Used as a Public School Bus 2-Used as a Private School Bus 3-Used as a School Bus, Public or Private Unknown 4-Used as a Scheduled Service Bus 5-Used as a Tour Bus 6-Used as a Commuter Bus 7-Used as a Shuttle Bus 8-Modified for Personal/Private Use 9-Unknown Bus Use				VEHICLE TRAILING (V29) 0-No Trailing Units 1-One Trailing Unit 2-Two Trailing Units 3-Three or More Trailing Units 4-Yes, Number of Trailing Units Unknown 5-Vehicle Towing Another Motor Vehicle - Fixed Linkage 6-Vehicle Towing Another Motor Vehicle - Non-Fixed Linkage 9-Unknown			
SPECIAL USE (V14) 0-No Special Use 1-Taxi 2-Vehicle Used as School Bus 3-Vehicle Used as Other Bus 4-Military 5-Police 6-Ambulance 7-Fire Truck 8-Emergency Services Vehicle 9-Unknown				GROSS VEHICLE WEIGHT RATING/ (V30) GROSS COMBINATION WEIGHT RATING 0-Not Applicable 1-10,000 lbs. or less 2-10,001 - 26,000 lbs. 3-26,001 lbs. or more 9-Unknown			
EMERGENCY USE (V15) 0-No 1-Yes 9-Unknown				CARGO BODY TYPE (V31) 00-Not Applicable 01-Van/Enclosed Box 02-Cargo Tank 03-Flatbed 04-Dump 05-Concrete Mixer 06-Auto Transporter 07-Garbage/Refuse 08-Grain/Chips/Gravel 09-Pole - Trailer 10-Log 11-Intermodal Container Chassis 12-Vehicle Towing Another Motor Vehicle 22-Bus 96-No Cargo Body Type 97-Other 98-Unknown Cargo Body Type 99-Unknown			
TRAVEL SPEED (V16) Actual Miles Per Hour Except: 00-Stopped Motor Vehicle In-Transport 001-151-Reported Speed up to 151 mph 997-Greater than 151 mph 998-Not Reported 999-Unknown				HAZARDOUS MATERIAL INVOLVEMENT/PLACARD (V32) HM1 (Involvement) HM2 (Placard) HM3 (Identification Number) HM4 (Class Number) HM5 (Released) Blank Blank Blanks Blanks Blank 1-No 0-Not Applicable 0000-Not Applicable 00-Not Applicable 0-Not Applicable 2-Yes 1-No Actual 4-digit number Actual 1-digit number (with leading zero) 2-Yes 2-Yes 8888-Not Reported 88-Not Reported 88-Not Reported 8-Not Reported			
VEHICLE MANEUVER (V17) 01-Going Straight 02-Slowing or Stopping in Traffic Lane 03-Starting in Traffic Lane 04-Stopped in Traffic Lane 05-Passing or Overtaking Another Vehicle 06-Leaving a Parked Position 07-Parked 08-Entering a Parked Position 09-Controlled Maneuvering to Avoid* 10-Turning Right: RTOR** Permitted 11-Turning Right: RTOR Not Permitted 12-Turning Right: RTOR Not Applicable or Not Known if Permitted 13-Turning Left 14-Making a U-Turn 15-Backing Up (Not Parking) 16-Changing Lanes or Merging 17-Negotiating a Curve 98-Other 99-Unknown *See Instruction Manual for Detail **RTOR = "Right Turn on Red"				SEQUENCE OF EVENTS (V33) (See Instruction Manual)			
CRASH AVOIDANCE MANEUVER (V18) 0-No Avoidance Maneuver 1-Braking (skid marks evident) 2-Braking (no skid marks; driver stated) 3-Braking (other reported evidence) 4-Steering (evidence or stated) 5-Steering and Braking (evidence or stated) 6-Other Avoidance Maneuver 8-Not Reported / Inconclusive (by police)				MOST HARMFUL EVENT (V34) (See Instruction Manual)			
ROLLOVER (V19) 0-No Rollover 1-Rollover, Tripped by Object/Vehicle 2-Rollover, Untripped 9-Rollover, Unknown Type				RELATED FACTORS (V35) (See Instruction Manual) "Related Factors-VEHICLE LEVEL"			
LOCATION OF ROLLOVER (V20) 0-No Rollover 1-On Roadway 2-On Shoulder 3-On Median/Separator 4-In Gore 5-On Roadside 6-Outside of Trafficway 9-Unknown				FIRE OCCURRENCE (V36) (Auto-filled by MDE) 0-No or Not Reported 1-Yes			
JACKKNIFE (V21) 0-Not an Articulated Vehicle 1-No 2-Yes, First Event 3-Yes, Subsequent Event				HIT-AND-RUN (V37) 0-No 1-Yes 9-Unknown			
IMPACT POINT - INITIAL/PRINCIPAL (V22) 00-Non-Collision 01-12-Clock Points 13-Top 14-Undercarriage 18-"Set-in-Motion" Condition 99-Unknown Initial Principal							

100-A EXHIBIT FARS CODING FORMS (DRIVER LEVEL)

CODED BY: _____ INPUT BY: _____
 DATE CODED: _____ DATE INPUT: _____
 STATE CASE NO.: _____

2009 Fatality Analysis Reporting System DRIVER LEVEL



STATE NUMBER (D1) (GSA CODES)	CONSECUTIVE NUMBER (D2)	** VEHICLE NUMBER (D3) (Assigned by Analyst)																
** DRIVER PRESENCE (D4) 0-No Driver Present/Not Applicable 1-Yes 9-Unknown	PREVIOUS RECORDED CRASHES (D14) Actual Value Except: 00-None 99-Unknown 98-Crashes Not Reported																	
DRIVER'S LICENSE STATE (D5) GSA Codes Except: 93-Indian Nation 94-U.S. Government 95-Canada 96-Mexico 97-Other Foreign Country 99-Unknown	PREVIOUS RECORDED SUSPENSIONS AND REVOCATIONS (D15) Actual Value Except: 00-None 99-Unknown																	
DRIVER ZIP CODE (D6) Actual Value Except: 00000-Not a Resident of U.S. or Territories 99999-Unknown	PREVIOUS DWI CONVICTIONS (D16) Actual Value Except: 00-None 99-Unknown																	
NON-CDL LICENSE TYPE/STATUS (D7) <table style="width: 100%; border: none;"> <tr> <td style="width: 50%;"><i>LICENSE TYPE</i></td> <td style="width: 50%;"><i>LICENSE STATUS</i></td> </tr> <tr> <td>0-Not Licensed</td> <td>0-Not Licensed</td> </tr> <tr> <td>1-Full Driver License</td> <td>1-Suspended</td> </tr> <tr> <td>2-Intermediate Driver License</td> <td>2-Revoked</td> </tr> <tr> <td>7-Learner's Permit</td> <td>3-Expired</td> </tr> <tr> <td>8-Temporary License</td> <td>4-Canceled or Denied</td> </tr> <tr> <td>9-Unknown License Type</td> <td>6-Valid</td> </tr> <tr> <td></td> <td>9-Unknown License Status</td> </tr> </table>	<i>LICENSE TYPE</i>	<i>LICENSE STATUS</i>	0-Not Licensed	0-Not Licensed	1-Full Driver License	1-Suspended	2-Intermediate Driver License	2-Revoked	7-Learner's Permit	3-Expired	8-Temporary License	4-Canceled or Denied	9-Unknown License Type	6-Valid		9-Unknown License Status	PREVIOUS SPEEDING CONVICTIONS (D17) Actual Value Except: 00-None 99-Unknown	
<i>LICENSE TYPE</i>	<i>LICENSE STATUS</i>																	
0-Not Licensed	0-Not Licensed																	
1-Full Driver License	1-Suspended																	
2-Intermediate Driver License	2-Revoked																	
7-Learner's Permit	3-Expired																	
8-Temporary License	4-Canceled or Denied																	
9-Unknown License Type	6-Valid																	
	9-Unknown License Status																	
COMMERCIAL MOTOR VEHICLE LICENSE STATUS (D8) 0-No Commercial Driver's License (CDL) 1-Suspended 2-Revoked 3-Expired 4-Canceled or Denied 5-Disqualified 6-Valid 7-Learner's Permit 8-Other - Not Valid 9-Unknown	PREVIOUS OTHER HARMFUL MV CONVICTIONS (D18) Actual Value Except: 00-None 99-Unknown																	
COMPLIANCE WITH LICENSE ENDORSEMENTS (D9) 0-No Endorsement(s) Required for this Vehicle 1-Endorsement(s) Required, complied with 2-Endorsement(s) Required, not complied with 3-Endorsement(s) Required, compliance unknown 9-Unknown, if required	DATE OF FIRST CRASH, SUSPENSION OR CONVICTION (D19) Actual Value Except: <table style="width: 100%; border: none;"> <tr> <td style="width: 33%;"><i>MONTH</i></td> <td style="width: 33%;"><i>YEAR</i></td> <td style="width: 34%;"></td> </tr> <tr> <td>00-No Record</td> <td>0000-No Record</td> <td></td> </tr> <tr> <td>99-Unknown</td> <td>9999-Unknown</td> <td>Month Year</td> </tr> </table>		<i>MONTH</i>	<i>YEAR</i>		00-No Record	0000-No Record		99-Unknown	9999-Unknown	Month Year							
<i>MONTH</i>	<i>YEAR</i>																	
00-No Record	0000-No Record																	
99-Unknown	9999-Unknown	Month Year																
LICENSE COMPLIANCE WITH CLASS OF VEHICLE (D10) Blank - Driver not Present 0-Not Licensed 1-No License Required for This Class Vehicle 2-No Valid License for This Class Vehicle 3-Valid License for This Class Vehicle 8-Unknown if Commercial Driver's License (CDL) and/or CDL ENDORSEMENT Required for This Vehicle 9-Unknown	DATE OF LAST CRASH, SUSPENSION OR CONVICTION (D20) Actual Value Except: <table style="width: 100%; border: none;"> <tr> <td style="width: 33%;"><i>MONTH</i></td> <td style="width: 33%;"><i>YEAR</i></td> <td style="width: 34%;"></td> </tr> <tr> <td>00-No Record</td> <td>0000-No Record</td> <td></td> </tr> <tr> <td>99-Unknown</td> <td>9999-Unknown</td> <td>Month Year</td> </tr> </table>		<i>MONTH</i>	<i>YEAR</i>		00-No Record	0000-No Record		99-Unknown	9999-Unknown	Month Year							
<i>MONTH</i>	<i>YEAR</i>																	
00-No Record	0000-No Record																	
99-Unknown	9999-Unknown	Month Year																
COMPLIANCE WITH LICENSE RESTRICTIONS (D11) 0-No Restrictions or Not Applicable 1-Restrictions Complied With 2-Restrictions Not Complied With 3-Restrictions, Compliance Unknown 9-Unknown	VIOLATIONS CHARGED (D21) (See Instruction Manual)																	
DRIVER HEIGHT (D12) <table style="width: 100%; border: none;"> <tr> <td style="width: 50%;"><i>FEET</i></td> <td style="width: 50%;"><i>INCHES</i></td> </tr> <tr> <td>0-See Inches</td> <td>00-11, 24-96 - Actual Inches</td> </tr> <tr> <td>2-8-Actual Feet</td> <td>98-Other</td> </tr> <tr> <td>9-Unknown</td> <td>99-Unknown</td> </tr> </table>	<i>FEET</i>	<i>INCHES</i>	0-See Inches	00-11, 24-96 - Actual Inches	2-8-Actual Feet	98-Other	9-Unknown	99-Unknown	SPEED RELATED (D22) 0-No 1-Yes 9-Unknown									
<i>FEET</i>	<i>INCHES</i>																	
0-See Inches	00-11, 24-96 - Actual Inches																	
2-8-Actual Feet	98-Other																	
9-Unknown	99-Unknown																	
DRIVER WEIGHT (D13) 040-700 lbs. 998-Other 999-Unknown	DRIVER'S VISION OBSCURED BY (D23) 00-No Obstruction Noted 01-Rain, Snow, Fog, Smoke, Sand, Dust 02-Reflected Glare, Bright Sunlight, Headlights 03-Curve, Hill or Other Roadway Design Feature 04-Building, Billboard, Other Structure 05-Trees, Crops, Vegetation 06-In-Transport Motor Vehicle (including load) 07-Not In-Transport Motor Vehicle (parked/working) 08-Splash or Spray of Passing Vehicle 09-Inadequate Defrost or Defog System 10-Inadequate Vehicle Lighting System 11-Obstruction Interior to the Vehicle 12-External Mirrors 13-Broken or Improperly Cleaned Windshield 14-Obstructing Angles on Vehicle 97-Vision Obscured - No Details 98-Other Visual Obstruction 99-Unknown																	
RELATED FACTORS (D24) (See Instruction Manual) "Related Factors-DRIVER LEVEL"																		
COMMENTS:																		

100-A EXHIBIT FARS CODING FORMS (PERSON LEVEL)

CODED BY: _____ INPUT BY: _____
 DATE CODED: _____ DATE INPUT: _____
 STATE CASE NO.: _____

2009 Fatality Analysis Reporting System



PERSON LEVEL

STATE NUMBER (P1) (GSA CODES)	CONSECUTIVE NUMBER (P2)	** VEHICLE NUMBER (P3) (Assigned by Analyst) 000-Not a MV Occupant	** PERSON NUMBER (P4) (Assigned by Analyst)																																				
NON-OCCUPANT STRIKING VEHICLE NUMBER (P5) Assigned Vehicle Number, Except: 000-Not Applicable - Occupant of Motor Vehicle In-Transport or Not In-Transport (Including Parked/Stopped Off Roadway/Working/In Motion Outside Trafficway) 999-Unknown		NON-OCCUPANT LOCATION (P15) (See Instruction Manual)																																					
AGE (P6) Actual Value Except: 000-Less than One Year 001-120-Actual Age* 999-Unknown		POLICE REPORTED ALCOHOL INVOLVEMENT (P16) 0-No (Alcohol Not Involved) 8-Not Reported 1-Yes (Alcohol Involved) 9-Unknown (Police Reported)																																					
SEX (P7) 1-Male 2-Female 9-Unknown		METHOD OF ALCOHOL DETERMINATION (By Police) (P17) 1-Evidential Test (Breath, Blood, Urine) 5-Observed 2-Preliminary Breath Test (PBT) 8-Other (e.g., Saliva test) 3-Behavioral 9-Not Reported 4-Passive Alcohol Sensor (PAS)																																					
** PERSON TYPE (P8) MOTORISTS 01-Driver of a Motor Vehicle In-Transport 02-Passenger of a Motor Vehicle In-Transport 09-Unknown Occupant Type in a Motor Vehicle In-Transport NON-MOTORISTS 03-Occupant of a Motor Vehicle Not In-Transport 04-Occupant of a Non-Motor Vehicle Transport Device Non-Occupants 05-Pedestrian 06-Bicyclist 07-Other Cyclist 08-Persons on Personal Conveyances 10-Persons In/On Buildings 19-Unknown Type of Non-Motorist		ALCOHOL TEST (P18) <table style="width: 100%; text-align: center;"> <tr> <td style="border: 1px solid black; width: 20px; height: 20px;"></td> <td style="border: 1px solid black; width: 20px; height: 20px;"></td> <td style="border: 1px solid black; width: 20px; height: 20px;"></td> </tr> <tr> <td>Status</td> <td>Type</td> <td>Result</td> </tr> </table> Status: 0-Test Not Given 1-Test Refused 2-Test Given 9-Unknown if Tested/Not Reported Type: 00- Test Not Given 10-Preliminary Breath Test-PBT 05-Blood Plasma/ Serum 08-Other Test Type 01-Blood 02-Breathalyzer (BAC) 03-Urine 04-Vitreous 06-Blood Clot 07-Liver Not Reported Result: Actual Value (Decimal Implied Before First Digit (0.xx)) Except: 00-93-Actual Value 96-Test Not Given 98-Positive Reading with No Actual Value 94-.94 or Greater 97-AC Test Performed, Results Unknown 99-Unknown if Tested/Not Reported					Status	Type	Result																														
Status	Type	Result																																					
SEATING POSITION (P9) <table style="width: 100%; text-align: center;"> <thead> <tr> <th></th> <th>Left</th> <th>Middle</th> <th>Right</th> <th>Other</th> <th>Unknown</th> </tr> </thead> <tbody> <tr> <td>Front Row Seats</td> <td>11</td> <td>12</td> <td>13</td> <td>18</td> <td>19</td> </tr> <tr> <td>2nd Row Seats</td> <td>21</td> <td>22</td> <td>23</td> <td>28</td> <td>29</td> </tr> <tr> <td>3rd Row Seats</td> <td>31</td> <td>32</td> <td>33</td> <td>38</td> <td>39</td> </tr> <tr> <td>4th Row Seats</td> <td>41</td> <td>42</td> <td>43</td> <td>48</td> <td>49</td> </tr> <tr> <td>5th Row Seats</td> <td>51</td> <td>51</td> <td>51</td> <td>51</td> <td>51</td> </tr> </tbody> </table> 00-Not a Motor Vehicle Occupant 50-Sleeper Section of Cab (truck) 51-Other Passenger in Enclosed Passenger or Cargo Area 52-Other Passenger in Unenclosed Passenger or Cargo Area 53-Other Passenger in Passenger or Cargo Area, Unknown Whether or Not Enclosed 54-Trailing Unit 55-Riding on Exterior of Vehicle 99-Unknown			Left	Middle	Right	Other	Unknown	Front Row Seats	11	12	13	18	19	2nd Row Seats	21	22	23	28	29	3rd Row Seats	31	32	33	38	39	4th Row Seats	41	42	43	48	49	5th Row Seats	51	51	51	51	51	POLICE REPORTED DRUG INVOLVEMENT (P19) 0-No (Drugs Not Involved) 8-Not Reported 1-Yes (Drugs Involved) 9-Unknown (Police Reported)	
	Left	Middle	Right	Other	Unknown																																		
Front Row Seats	11	12	13	18	19																																		
2nd Row Seats	21	22	23	28	29																																		
3rd Row Seats	31	32	33	38	39																																		
4th Row Seats	41	42	43	48	49																																		
5th Row Seats	51	51	51	51	51																																		
PROTECTION SYSTEM USE (P10) 00-None Used/Not Applicable-Not a MV Occupant 01-Shoulder Belt 02-Lap Belt 03-Lap and Shoulder Belt 04-Child Safety Seat/Booster-Type Unknown/ Not Reported 10 Child Safety Seat - Forward Facing 11-Child Safety Seat - Rear Facing 12-Booster Seat(with lap and shoulder belt used properly) 05-Motorcycle Helmet 06-Bicycle Helmet 13-Safety Belt Used Improperly 14-Child Safety Seat/Booster Seat Used Improperly 15-Helmets Used Improperly 08-Restraint Used - Type Unknown 99-Unknown		METHOD OF DRUG DETERMINATION (By Police) (P20) 1-Evidential Test (Blood, Urine) 3-Behavioral 8-Not Reported 2-Drug Recognition Technician (DRT) 7-Other																																					
AIR BAG DEPLOYED (P11) 00-Not Applicable 01-Deployed: Front 02-Deployed: Side (door, seatback) 03-Deployed: Curtain (roof) 07-Deployed: Other (knee, airbelt, etc) 08-Deployed: Combination 09-Deployed: Unknown Location 20-Not Deployed 28-Switched Off 99-Deployment Unknown		DRUG TEST (P21) <table style="width: 100%; text-align: center;"> <tr> <td style="border: 1px solid black; width: 20px; height: 20px;"></td> <td style="border: 1px solid black; width: 20px; height: 20px;"></td> <td style="border: 1px solid black; width: 20px; height: 20px;"></td> <td style="border: 1px solid black; width: 20px; height: 20px;"></td> <td style="border: 1px solid black; width: 20px; height: 20px;"></td> <td style="border: 1px solid black; width: 20px; height: 20px;"></td> <td style="border: 1px solid black; width: 20px; height: 20px;"></td> <td style="border: 1px solid black; width: 20px; height: 20px;"></td> </tr> <tr> <td>Status</td> <td>Type 1</td> <td>Result 1</td> <td>Type 2</td> <td>Result 2</td> <td>Type 3</td> <td>Result 3</td> <td></td> </tr> </table> Status: 0-Test Not Given 1-Test Refused 2-Test Given 9-Unknown if Tested/Not Reported Type: 0-Test Not Given 3-Both: Blood & Urine Tests 8-Other Test Type 1-Blood 7-Unknown Test Type 9-Unknown if Tested/Not Reported Result: 000-Test Not Given 700-795-Phencyclidine (PCP)* 001-No Drugs Reported/Negative 800-895-Anabolic Steroid* 100-295-Narcotic* 900-995-Inhalant* 300-395-Depressant* 996-Other Drug 400-495-Stimulant* 997-Tested For Drugs, Results Unknown 500-595-Hallucinogen* 998-Tested For Drugs, Drugs Found, Type Unknown 600-695-Cannaboid* 999-Unknown If Tested/Not Reported										Status	Type 1	Result 1	Type 2	Result 2	Type 3	Result 3																					
Status	Type 1	Result 1	Type 2	Result 2	Type 3	Result 3																																	
EJECTION (P12) 0-Not Ejected 2-Partially Ejected 8-Not Applicable 1-Totally Ejected 3-Ejected -Unknown Degree 9-Unknown if Ejected		INJURY SEVERITY (P22) 0-No Injury (O) 4-Fatal Injury (K) 1-Possible Injury (C) 5-Injured, Severity Unknown 2-Non-incapacitating Evident Injury (B) 6-Died Prior to Crash 3-Incapacitating Injury (A) 9-Unknown																																					
EJECTION PATH (P13) 0-Not Ejected / Not Applicable 6-Through Roof Opening (sunroof; convertible top down) 1-Through Side Door Opening 7-Through Roof (convertible top up) 2-Through Side Window 8-Other Path (e.g., Back of pickup truck) 3-Through Windshield 9-Unknown / Unknown Path 4-Through Back Window 5-Through Back Door/Tailgate Opening		TRANSPORTED FOR TREATMENT BY (P23) 0-Not Transported 4-Yes, Transported by Unknown Source 1-Yes, EMS 9-Unknown 2-Yes, Law Enforcement 3-Yes, Other																																					
EXTRICATION (P14) 0-Not Extricated / Not Applicable 1-Extricated 9-Unknown		DIED AT SCENE/ EN ROUTE (P24) 0-Not Applicable P23 P24 7-Died at Scene 8-Died En Route 9-Unknown																																					
		DEATH DATE (P25) <table style="width: 100%; text-align: center;"> <tr> <th>MONTH/DAY</th> <th>YEAR</th> </tr> <tr> <td>88-Not Applicable (Non-fatal)</td> <td>8888-Not Applicable (Non-fatal)</td> </tr> <tr> <td>99-Unknown</td> <td>9999-Unknown</td> </tr> </table>		MONTH/DAY	YEAR	88-Not Applicable (Non-fatal)	8888-Not Applicable (Non-fatal)	99-Unknown	9999-Unknown																														
MONTH/DAY	YEAR																																						
88-Not Applicable (Non-fatal)	8888-Not Applicable (Non-fatal)																																						
99-Unknown	9999-Unknown																																						
		DEATH TIME (P26) Military Time Except: 8888-Not Applicable (Non-fatal) 9999-Unknown (See Instruction Manual concerning known hr., but unknown min.)																																					
		RELATED FACTORS (P27) (See Instruction Manual) "Related Factors-PERSON LEVEL"																																					

HS Form 214-C (Rev. Sept. 2008) O.M.B. No. 2127-0006

** Mandatory Field

75114-M-34h

200. FORM CODING INSTRUCTIONS

201. GENERAL INSTRUCTIONS



- .1 Codes
- .11 All codes are numeric except TRAFFICWAY IDENTIFIER, ADDITIONAL STATE INFORMATION, RAIL GRADE CROSSING IDENTIFIER, VEHICLE IDENTIFICATION NUMBER and MOTOR CARRIER IDENTIFICATION NUMBER.
- .12 All codes are on the form except: NATIONAL HIGHWAY SYSTEM, GLOBAL POSITION, SPECIAL JURISDICTION, FIRST HARMFUL EVENT, TRAFFIC CONTROL DEVICE, RAIL GRADE CROSSING IDENTIFIER, RELATED FACTORS, VEHICLE MAKE, VEHICLE MODEL, BODY TYPE, MOTOR CARRIER IDENTIFICATION NUMBER, SEQUENCE OF EVENTS, MOST HARMFUL EVENT, VIOLATIONS CHARGED, **NON-OCCUPANT LOCATION**, DEATH CERTIFICATE NUMBER, FATAL INJURY AT WORK and RACE/HISPANIC ORIGIN. See the appropriate data element pages for these codes.



- .13 Attribute for **Unknown** is always nine. **Unknown** should only be used when all sources for obtaining information on an element have been searched and the information is missing or stated unknown.
- .14 The attribute for **Not Applicable** or its equivalent is always zero(s), **except for data elements C35-C37 where Not Applicable (Not Notified) is 8888, P25 where Not Applicable (non-fatal) is 88888888 and P26 where Not Applicable (non-fatal) is 8888.**



- .15 The attribute for **None** is always zero except for Alcohol Test Result.
- .2 Coding Forms
- .21 Blanks are used only in fields to be later updated with four exceptions:
- .211 If DRIVER PRESENCE is coded "0" or "9" all other driver information except RELATED FACTORS-DRIVER LEVEL must be blank.

- .212 If VIN is less than seventeen characters, do not zero-fill, leave remaining characters blank. If a State is not allowed to code the entire VIN, code the partial VIN and zero-fill the characters that cannot be completed.
- .213 If TRAFFICWAY IDENTIFIER is less than 20 characters, do not zero-fill or 9-fill. Leave remaining characters blank.
- .214 If MOTOR CARRIER IDENTIFICATION NUMBER is less than 9 characters, do not zero-fill or 9-fill. Leave remaining characters blank.
- .22 All codes are right-justified except VIN, TRAFFICWAY IDENTIFIER and MOTOR CARRIER IDENTIFICATION NUMBER.
- .3 Vehicle, Driver and Person Level Forms. These forms are automatically numbered by the system.
- .31 Vehicles are numbered consecutively beginning with “**001.**”
- .32 For each vehicle, persons are numbered consecutively beginning with “**001.**” Order is not important. The driver does not have to be “**001.**”
- .33 The vehicle number for persons not in motor vehicles is “**000.**”
- .34 Persons not in motor vehicles are numbered consecutively beginning with “01.” Order is not important.
- .4 Miscellaneous
- .41 The number of changes per case is not limited.
- .42 Request of other States for information should always follow the format of the MDE systems Out-Of-State Data Request whether the MDE System itself or the mail is used.
- .43 Refer all coding questions through the FARS CODING ASSISTANCE PROGRAM.
- .44 Copies of all cases or other actions submitted must be retained for 3 years after the data collection year.
- .45 If a State will not allow transmittal of complete VIN, send a memorandum to the COTR informing him of this fact.
- .5 Special Case - Coding Fatal Traffic **Crashes** for which there is only a death certificate.





.51 Be sure the death occurred within thirty (30) days of the **crash**. If you don't know, do not submit the case. If it occurred after 30 days, do not submit.

.52 For the cases you do submit, you must complete Forms HS-214, HS-214A, HS-214B, HS-214C unless you have been granted an exemption.

.6 Code the required elements as follows:

The following elements must be coded. If any of these elements are left blank or if an edit check is violated which involves the coding of one of these elements, you will not have a usable FARS case.



Crash Level (Form HS-214)



Crash Date - Appropriate Day, Month and Year
Crash Time - Appropriate hour and minute if known,
 9999 if not known

Number of Forms
 Submitted for Persons
 Not In Motor Vehicles - 01-99



Number of Vehicle Forms
 Submitted - **001-999**



Number of Person Forms
 Submitted - **001-999**
 First Harmful
 Event - Appropriate attribute if known,
 99 if not known

Vehicle Level (Form HS-214A)



Vehicle Number - **001-999**
 Number of Occupants - 01-**96** if known,
 99 if unknown

Unit Type - 1-4

Driver Level (Forms HS-214B)



Vehicle Number - **001-999**
 Driver Presence - Appropriate attribute if known,
 9 if unknown

Person Level (Form HS-214C)



Vehicle Number - *000* if not a motor vehicle occupant,
001-999 if occupant
Person Number - *001-999*
Person Type - 01, 02, 03 or 09 for occupants
04-08, 10 for persons not in motor vehicles



.61 Code all other elements with the proper attribute if information is known. If no information is known, code the items **Unknown**. There are three exceptions to this, Rollover, Emergency Use and Fire Occurrence should all use the attribute "0" (**No Rollover**, **No** and **No or Not Reported**, respectively).

202. DELETION INSTRUCTIONS

See FARS Microcomputer Data Entry Manual for instructions on how to delete a case.

203. REQUEST FOR CASE LISTING INSTRUCTIONS

See FARS Microcomputer Data Entry Manual for instructions on how to list a case.

300. DATA ELEMENT CODING INSTRUCTIONS

301. SECTION ORGANIZATION



- .1 For each element on the FARS forms, an instruction page follows in the order of the elements on the forms.
- .11 The letters in the upper right hand corner refer to the forms:
- 'C' - **Crash** Level Form
 - 'V' - Vehicle Level Form
 - 'D' - Driver Level Form
 - 'P' - Person Level Form
- .12 The Format section gives the type element and whether it must be coded for an original case or whether it can be changed.
- .13 The Element Value section lists the values for the element and their associated codes.
- .14 The Remarks section contains coding instructions, special instructions, etc., for the element.
- .15 The Consistency Checks section lists all inter-element checks for the element.
1. To the left of the error description is a 4-character reference number. The first 3 characters are unique sequence numbers for each edit check. The 4th character indicates the severity of the error as follows:
- Symbol**
- 0-** The elements involved will be noted as questionable or unlikely and the status of the case will not be affected.
- P-** Non-mandatory data are inconsistent and the status of the case will be made Pending until action is taken to correct the inconsistency.
- F-** Data elements including at least one "logical" mandatory element are inconsistent and the status of the case will be made Flawed until action is taken to correct the inconsistency.
- S-** Data elements including at least one "structural" mandatory element are inconsistent and corrective action must be taken before proceeding to enter case data.

.16 The Special Processing Rules section lists all checks made between forms to determine consistencies.

STATE NUMBER

Format: 2 numeric

Necessary on all forms
 May not be changed
 System-Generated (MDE System Only)





Element Values:

From GSA World Wide Geographical Location Codes except attribute "43" for Puerto Rico.

01 Alabama	22 Louisiana	40 Oklahoma
02 Alaska	23 Maine	41 Oregon
04 Arizona	24 Maryland	42 Pennsylvania
05 Arkansas	25 Massachusetts	43 Puerto Rico
06 California	26 Michigan	44 Rhode Island
08 Colorado	27 Minnesota	45 South Carolina
09 Connecticut	28 Mississippi	46 South Dakota
10 Delaware	29 Missouri	47 Tennessee
11 District of Columbia	30 Montana	48 Texas
12 Florida	31 Nebraska	49 Utah
13 Georgia	32 Nevada	50 Vermont
15 Hawaii	33 New Hampshire	51 Virginia
16 Idaho	34 New Jersey	52 Virgin Islands
17 Illinois	35 New Mexico	53 Washington
18 Indiana	36 New York	54 West Virginia
19 Iowa	37 North Carolina	55 Wisconsin
20 Kansas	38 North Dakota	56 Wyoming
21 Kentucky	39 Ohio	

Consistency Checks:

	IF	THEN
(200P) 1.	CITY is greater than 0000 and less than 9997, and COUNTY is greater than 000 and less than 997,	COUNTY and CITY must be valid codes for the STATE.

	IF	THEN
	(220P) 2. LIGHT CONDITION equals 4, and STATE is not equal to 02,	CRASH TIME must equal 0300- 0900, 9999 .
	(2300) 3. LIGHT CONDITION equals 5, and STATE is not equal to 02,	CRASH TIME must equal 1600- 2200, 9999 .
	(A010) 4. STATE equals 02, and LIGHT CONDITION equals 4,	CRASH TIME should equal 0300- 1000, 9999 .
	(A020) 5. STATE equals 02, and LIGHT CONDITION equals 5,	CRASH TIME should equal 1500-2359, 9999 .
	(G01P) 6. STATE is ____ and GLOBAL POSITION-LATITUDE (degrees) is not equal to 88, 99 or blank,	LATITUDE (degrees) must be equal to, or greater than (<u>1d</u>) and LATITUDE (degrees) must not be greater than (<u>2d</u>).
	(G02P) 7. STATE is ____ and GLOBAL POSITION-LATITUDE (degrees) equals (<u>1d</u>),	LATITUDE (minutes) must be equal to, or greater than (<u>1s</u>).
	(G03P) 8. STATE is ____ and GLOBAL POSITION-LATITUDE (degrees) equals (<u>2d</u>),	LATITUDE (minutes) must not be greater than (<u>2s</u>).
	(G04P) 9. STATE is ____ and GLOBAL POSITION-LONGITUDE (degrees) is not equal to 888, 999 or blank,	LONGITUDE (degrees) must be equal to, or greater than (<u>3d</u>) and LONGITUDE (degrees) must not be greater than (<u>4d</u>).
	(G05P) 10. STATE is ____ and GLOBAL POSITION-LONGITUDE (degrees) equals (<u>3d</u>),	LONGITUDE (minutes) must be equal to, or greater than (<u>3s</u>).

	IF	THEN
(G06P)	11. STATE is ____ and GLOBAL POSITION-LONGITUDE (degrees) equals (<u>4d</u>),	LONGITUDE (minutes) must not be greater than (<u>4s</u>).
(V983)	12. VEHICLE TRAILING equals 3,	STATE should equal 04, 08, 16, 18, 20, 30-32, 38-41,46, 49.
(V984)	13. STATE does not equal 04, 08, 16, 18, 20, 30-32, 38-41, 46, 49,	VEHICLE TRAILING should not equal 3.

CONSECUTIVE NUMBER

Format: 4 numeric

Necessary on all forms
May not be changed
System-Generated (MDE System Only)

Element Values:

| 0001-9999

Consistency Checks:

Please complete FARS forms with the MDE assigned case number.

<h2 style="margin: 0;">NUMBER OF FORMS SUBMITTED FOR PERSONS NOT IN MOTOR VEHICLES</h2>

Format: 2 numeric

| Must be coded for an original submission, before moving to any other level.

Element Values:

| 01-99

Remarks:

This count will match exactly the persons counted in the case structure field "Number of Persons Not in Motor Vehicles" (formerly called "Number of Non-Motorist Forms Submitted"). Occupants of any motor vehicle in-transport, parked/stopped off roadway motor vehicles, working motor vehicles, or motor vehicles in motion outside the trafficway will not be counted in this field.

The count for this field includes:

1. Occupants of a Non-Motor Vehicle Transport Device (persons riding in an animal-drawn conveyance, on an animal, injured occupants of railway trains) - Person Type attribute **Occupant of a Non-Motor Vehicle Transport Device**.
2. Pedestrians, Bicyclists and Other Cyclists - Person Type attributes: "05, 06 and 07."
3. Other Persons on Personal Conveyances (i.e., skaters, wheel chair occupants) - Person Type attribute **Person on Personal Conveyances**.
4. Any injured persons outside the trafficway that are not in a motor vehicle (in buildings) - Person Type attribute **Persons In/On Buildings**.

Consistency Checks:

	IF	THEN
(5Y0F) 1.	FIRST HARMFUL EVENT equals 08-09, 15,	NUMBER OF FORMS SUBMITTED FOR PERSONS NOT IN MOTOR VEHICLES must not equal 00.

Case Structure Integrity Rules:



- (040F) 1. The NUMBER OF PERSON FORMS SUBMITTED given on the **CRASH** FORM is not equal to the total of NUMBER OF FORMS SUBMITTED FOR PERSONS NOT IN MOTOR VEHICLES and VEHICLE OCCUPANTS.
- (CS14) 2. NUMBER OF FORMS SUBMITTED FOR PERSONS NOT IN MOTOR VEHICLES must equal the actual number of persons not in motor vehicles in this case.

NUMBER OF VEHICLE FORMS SUBMITTED

Format: 3 numeric

| Must be coded for an original submission, before moving to any other level.

Element Values:



001-999

Remarks:



This element records all motor vehicles which the officer has reported on the **Police Accident Report (PAR)** as a unit involved in the **crash**, regardless of whether the motor vehicle was a hit-and-run vehicle, an involved motor vehicle that had left the scene of the **crash**, etc. Included are: in-transport vehicles, not in-transport vehicles (parked/ stopped off roadway/ working motor vehicles), or vehicles located outside the trafficway boundaries.

Remember all vehicles that are part of the unstabilized situation are part of the **crash**. Therefore, when recording the number of vehicles involved, the vehicles need not make contact with one another. They need only have a harmful event as part of the unstabilized situation. For example, two vehicles are traveling through an intersection when a pedestrian steps into the roadway. The first vehicle strikes the pedestrian and the second vehicle swerves to avoid the first, loses control and overturns. Both vehicles in this situation are “contact” vehicles; therefore, this is a two vehicle **crash**.

IMPORTANT:

Remember, you must have at least one motor vehicle “In-Transport” involved in the **crash** for this to be a reportable FARS case.

Consistency Checks:



	IF	THEN
(050P) 1.	PERSON TYPE equals 04-08, 10, 19, and NUMBER OF VEHICLE FORMS SUBMITTED equals 001 ,	NON-OCCUPANT STRIKING VEHICLE NUMBER must equal 001 .
(1A0P) 2.	RELATED FACTORS- CRASH LEVEL equals 14,	NUMBER OF VEHICLE FORMS SUBMITTED must be greater than 001 .



	IF	THEN
(2Z0F) 3.	SEQUENCE OF EVENTS equals 12-14, 45, 54-55,	NUMBER OF VEHICLE FORMS SUBMITTED must be greater than 001 .
(421P) 4.	NUMBER OF VEHICLE FORMS SUBMITTED equals 002 , and MANNER OF COLLISION equals 01,	IMPACT POINT-INITIAL for one vehicle should equal 12, and IMPACT POINT-INITIAL for the other vehicle should equal 06, 99.
(422P) 5.	NUMBER OF VEHICLE FORMS SUBMITTED equals 002 , and MANNER OF COLLISION equals 02,	IMPACT POINT-INITIAL for one vehicle should equal 12, and IMPACT POINT-INITIAL for the other vehicle should equal 12, 99.
(423P) 6.	NUMBER OF VEHICLE FORMS SUBMITTED equals 002 , and MANNER OF COLLISION equals 03-06,	IMPACT POINT-INITIAL for one vehicle should equal 01, 11-12, and IMPACT POINT-INITIAL for the other vehicle should equal 01-05, 07-11, 99.
(424P) 7.	NUMBER OF VEHICLE FORMS SUBMITTED equals 002 , and MANNER OF COLLISION equals 09,	IMPACT POINT-INITIAL for one vehicle should equal 06, and IMPACT POINT-INITIAL for the other vehicle should equal 01-05, 07-11, 99.
(425P) 8.	NUMBER OF VEHICLE FORMS SUBMITTED equals 002 , and MANNER OF COLLISION equals 10,	IMPACT POINT-INITIAL for one vehicle should equal 06, and IMPACT POINT-INITIAL for the other vehicle should equal 06, 99.
(670F) 9.	FIRST HARMFUL EVENT equals 12-14, 45, 54-55,	NUMBER OF VEHICLE FORMS SUBMITTED must be greater than 001 .
(A080) 10.	DRIVER PRESENCE equals 0 , and FIRST HARMFUL EVENT equals 12-13, and NUMBER OF VEHICLE FORMS SUBMITTED equals 002 ,	one RELATED FACTORS-DRIVER LEVEL should equal 20.



	IF	THEN
(V450) 11.	NUMBER OF VEHICLE FORMS SUBMITTED equals 002 , and VEHICLE ROLE of both vehicles equals 1,	MANNER OF COLLISION should equal 02.

Special Processing Rules:



	IF	THEN
(A090) 1.	NUMBER OF VEHICLE FORMS SUBMITTED is greater than 001 ,	there should be at least one vehicle with TRAVEL SPEED of 001-151, 997-999 or blanks.

Case Structure Integrity Rules:

- (CSI1) 1. NUMBER OF VEHICLE FORMS SUBMITTED must equal the actual number of Vehicle Level forms for this case.
- (CSI2) 2. There must be exactly one Driver Level form corresponding to each Vehicle Level form.

NUMBER OF PERSON FORMS SUBMITTED

Format: 3 numeric

Must be coded for an original submission, before moving to any other level.

Element Values:



001-999

Remarks:

A Person Level form must be submitted for all persons involved in the **crash**, except for:

- 1) uninjured bus passengers (excluding van-based bus passengers); and
- 2) uninjured railway train occupants.

Always submit a person level form for the bus driver regardless of injury and any injured passengers as well as any injured railway train occupants.

Before 2003, the policy was not to submit a Person Level form for uninjured occupants of van-based buses. This policy has changed beginning in 2003. Always submit a Person Level form for all occupants of van-based vehicles, including van-based buses.

Submit a Person Level form for persons in a hit-and-run vehicle. If no information is known, code all elements as **Unknown**.

Consistency Checks:



- (040F) 1. The NUMBER OF PERSON FORMS SUBMITTED given on the **CRASH** FORM is not equal to the total of NUMBER OF FORMS SUBMITTED FOR PERSONS NOT IN MOTOR VEHICLES and VEHICLE OCCUPANTS.

Case Structure Integrity Rules:

- (CSI3) 1. NUMBER OF PERSON FORMS SUBMITTED must equal the actual number of Person Level forms for this case.

COUNTY / CITY

Format: one set 3 numeric, one set 4 numeric

Element Values:

Use GSA Geographical Location Codes

County:

Blanks	Not Applicable
000	Not Applicable
001-996	GSA Codes
997	Other
999	Unknown

City:

Blanks	Not Applicable
0000	Not Applicable
0001-9996	GSA Codes
9997	Other
9999	Unknown

Remarks:

The **crash** location refers to the location of the unstabilized event.

COUNTY and CITY are considered one field. Both must be submitted at the same time.

If COUNTY only is known CITY may be unknown.

Code CITY as **Not Applicable** if the **crash** does not occur within city limits.

Code CITY as **Other** if CITY is other than those given by the GSA Codes.

Code CITY as **Unknown** if **crash** location is unknown.

Code COUNTY as **Other** if COUNTY is other than those given by the GSA Codes.

Code COUNTY as **Unknown** if location is unknown.

In general, **Not Applicable** should be used when there is no GSA code for the *crash* location. **Other** should be used when the Analyst knows there is a GSA code for the location, but the attribute does not appear on the master GSA code list provided by Headquarters. Both situations should be reported to Headquarters.

Consistency Checks:

	IF	THEN
(200P) 1.	CITY is greater than 0000 and less than 9997, and COUNTY is greater than 000 and less than 997,	COUNTY and CITY must be valid codes for the STATE.
(210P) 2.	CITY is greater than 0000 and less than 9997,	COUNTY must not equal 999.

CRASH DATE

Format: 2 sets of 2 numeric and 1 set of 4 numeric

Element Values:

Month:	01-12
Day:	01-31
Year:	All four digits of current year (preprinted)

Remarks:



If the PAR indicates that the crash (usually a hit-and-run) occurred between some PM and AM time (e.g., 8:00 PM and 6:00 AM) on either a preceding or following day, code the crash as occurring on the following day. If a range of days is indicated (e.g., between Sunday and Friday), code the last date of the range (e.g., Friday).

FARS SPECIAL INSTRUCTIONS:

In cases where the crash date is reported as unknown on the PAR, refer to the death certificate for the death date to establish the crash date.

See remarks "How to Code Midnight" under Crash Time (C9).

GES SPECIAL INSTRUCTIONS:

The date of the crash is rolled up from NASS sampling program.

If the date of the crash is unknown, use the date the crash was reported. If the time of the crash is unknown, record the time as 9999.

If the month cannot be determined from the PAR, enter the month of the Ending Contact Date from the Inventory Record.

Consistency Checks:



	IF	THEN
(1C0P) 1.	<i>The vehicle MODEL YEAR must not be greater than CRASH YEAR plus ONE.</i>	
(3K0P) 2.	<i>DATE OF LAST CRASH, SUSPENSION, CONVICTION must be less than or equal to CRASH DATE.</i>	



	IF	THEN
(3U0P)	3. DEATH DATE equals CRASH DATE and CRASH TIME is not equal to 9999 ,	DEATH TIME must not be less than CRASH TIME.
(4V1F)	4. DEATH MONTH is not equal to 88 , 99 and not blanks, and DEATH DAY is not equal to 88 , 99 and not blanks, and DEATH YEAR is not equal to 8888, 9999 and not blanks ,	DEATH DAY must be within 30 calendar days of the CRASH DATE.
(4V2F)	5. CRASH MONTH equals 12, and DEATH MONTH equals 01,	DEATH YEAR must equal CRASH YEAR plus 1.
(4V3F)	6. CRASH MONTH equals 12,	DEATH MONTH must equal 01, 12, 88 , 99 or blanks.
(4V4F)	7. CRASH MONTH equals 02-11, and DEATH MONTH is not equal to 88 , 99 or blanks,	DEATH MONTH must equal CRASH MONTH or CRASH MONTH plus 1.
(4V5F)	8. CRASH MONTH equals 01, and DEATH MONTH is not equal to 88 , 99 or blanks,	DEATH MONTH must equal CRASH MONTH or CRASH MONTH plus 1, or CRASH MONTH plus 2.
(5K0P)	9. The Year of DATE OF FIRST CRASH , SUSPENSION, CONVICTION must be within three years of the Year of CRASH DATE.	
(6V0P)	10. DEATH DATE must not be less than CRASH DATE.	
(7V0F)	11. DEATH YEAR equals 9999,	CRASH MONTH must not be 01-11.
(921P)	12. MAKE is not 98, 99, and equals __, and MODEL equals __,	MODEL YEAR must equal __, or CRASH YEAR plus 1.
(A030)	13. CRASH MONTH equals 05-09,	ATMOSPHERIC CONDITIONS should not equal 3-4.



	IF	THEN
(A040)	14. CRASH MONTH equals 05-09,	ROADWAY SURFACE CONDITION should not equal 3-4.
(P520)	15. CRASH DATE and DEATH DATE are the same, and CRASH TIME and DEATH TIME are the same,	TRANSPORTED FOR TREATMENT BY should equal 0, and DIED AT SCENE/ EN ROUTE should equal 7.
(V620)	16. CRASH MONTH is between January and August,	VEHICLE MODEL YEAR should NOT be greater than the CRASH YEAR (contact Coding Assistance).



CRASH TIME

Format: 4 numeric

| Must be coded for an original submission, before moving to any other level.

Element Values:



0000-2359 9999	Valid military time (Code midnight as "0000") Unknown
--------------------------	--

Remarks:



Enter time as shown on the PAR. All available information in the case materials should be used to determine Crash Time. If the hour cannot be determined, then enter Unknown.

If the PAR indicates the crash occurred during some time interval of greater than one hour (e.g., 8:00 PM to 6:00 AM, or 8:00 AM to 5:00 PM), enter Unknown. However, if the interval is one hour or less, code the midpoint of the interval.

Examples:

- ***8:00 PM to 9:00 PM, enter 2030***
- ***8:30 PM to 9:30 PM, enter 2100***
- ***8:50 PM to 9:30 PM, enter 2110***

When the time is available but AM versus PM is not shown on the PAR, base the time on Light Condition (e.g., time is 10:00, Light Condition is Dark - Not Lighted; code as 2200).

Midnight or 12 AM is coded as 0000 in military time and is the start of a new day. One minute after midnight is 12:01 and is coded as 0001.

AM - Starts at 00:00 Midnight

PM - Starts at 12:00 Noon

If the case materials state the crash occurred at the beginning or early moments of the day, midnight is coded as 0000.

FARS SPECIAL INSTRUCTIONS:

If the day of the **crash** and the day of EMS Notification do not have the same date, then be sure to use **Date of Accident and Date of EMS Notification Were Not the Same Day** in Related Factors – **Crash** Level (C38).

How to Code Midnight:

In general, code midnight as **0000**. However, there may be confusion over which day midnight falls into. **Crash Time is recorded between 00:00-23:59. Midnight is coded as 0000 to represent the beginning of a new day.** This may not be the practice followed in your sources. Therefore, you have to determine which part of the day is being considered in your sources.

End of Day

If your data sources give you a **Crash** Date and are consistent in talking about the end of that day, when they give the time of the **crash** as midnight, 12:00-midnight, 24:00 or 00:00, then you should code **Crash** Time as **2359**.

Beginning of Day

If your sources give a **Crash** Date and are consistent in referring to the beginning or early moments of that day when they give a **crash** time, code midnight as **0000**.

See remarks-Notification/Arrival Time EMS, EMS Arrival At Hospital (**C35-C37**).

GES SPECIAL INSTRUCTIONS:

The time of the crash is rolled up from the NASS sampling program.

If the time on the PAR does not match the crash time shown on the data entry screen and it is determined that the crash time on the PAR is correct, the crash time is corrected.

Consistency Checks:



	IF	THEN
(220P) 1.	LIGHT CONDITION equals 4, and STATE is not equal to 02,	CRASH TIME must equal 0300- 0900, 9999 .
(2300) 2.	LIGHT CONDITION equals 5, and STATE is not equal to 02,	CRASH TIME must equal 1600- 2200, 9999 .
(3U0P) 3.	DEATH DATE equals CRASH DATE, and CRASH TIME is not equal to 9999 ,	DEATH TIME must not be less than CRASH TIME.
(A010) 4.	STATE equals 02, and LIGHT CONDITION equals 4,	CRASH TIME should equal 0300- 1000, 9999 .



	IF	THEN
(A020)	5. STATE equals 02, and LIGHT CONDITION equals 5,	CRASH TIME should equal 1500-2359 , 9999.
(A050)	6. CRASH TIME equals 0900- 1600 ,	LIGHT CONDITION should not equal 2- 6 .
(A060)	7. CRASH TIME equals 2300- 0400 ,	LIGHT CONDITION should not equal 1, 4-5, 9.
(A070)	8. NOTIFICATION TIME EMS is not 8888 , 9998, or 9999,	NOTIFICATION TIME EMS should not be more than 120 minutes later than CRASH TIME.
(P520)	9. CRASH DATE and DEATH DATE are the same, and CRASH TIME and DEATH TIME are the same,	TRANSPORTED FOR TREATMENT BY should equal 0, and DIED AT SCENE/EN ROUTE should equal 7.

NATIONAL HIGHWAY SYSTEM

Format: 1 numeric

Element Values:

Blank	
0	This section IS NOT on the NHS
1	This section IS ON the NHS
9	Unknown if this section is on the NHS

Remarks:

The National Highway System includes the Interstate System, and consists of principal arterial system routes and some Strategic Highway Network connectors functionally classified below principal arterial.

Federal Highway Administration classification obtainable from the State Highway Department must be used. No other classification source is acceptable. Refer problems in obtaining the F.H.W.A. classification to Regional State Assignee.

Consistency Checks:

	IF	THEN
(260P) 1.	ROUTE SIGNING equals 1,	NATIONAL HIGHWAY SYSTEM must equal 1.
(300P) 2.	NATIONAL HIGHWAY SYSTEM equals 0, 9,	ROADWAY FUNCTION CLASS must not equal 01, 11.
(320P) 3.	ROADWAY FUNCTION CLASS equals 01, 11, and ROUTE SIGNING does not equal 7,	NATIONAL HIGHWAY SYSTEM must equal 1.
(330P) 4.	NATIONAL HIGHWAY SYSTEM equals 0, 9,	ROUTE SIGNING must not equal 1.
(A850) 5.	ROADWAY FUNCTION CLASS equals 02, 12, and ROUTE SIGNING equals 2,	NATIONAL HIGHWAY SYSTEM should equal 1.

	IF	THEN
(A860)	6. NATIONAL HIGHWAY SYSTEM equals 1,	ROADWAY FUNCTION CLASS should equal 01-02, 11-13.
(A910)	7. ROADWAY FUNCTION CLASS equals 03-06, 14-16,	NATIONAL HIGHWAY SYSTEM should equal 0, 9.
(A920)	8. NATIONAL HIGHWAY SYSTEM equals 0, 9,	ROADWAY FUNCTION CLASS should not equal 02, 12, and ROUTE SIGNING should not equal 2.

ROADWAY FUNCTION CLASS

Format: 2 numeric

Element Values:

Blanks

RURAL

- 01 Principal Arterial – Interstate
- 02 Principal Arterial – Other
- 03 Minor Arterial
- 04 Major Collector
- 05 Minor Collector
- 06 Local Road or Street
- 09 Unknown Rural

URBAN

- 11 Principal Arterial – Interstate
- 12 Principal Arterial – Other Freeways or Expressways
- 13 Other Principal Arterial
- 14 Minor Arterial
- 15 Collector
- 16 Local Road or Street
- 19 Unknown Urban
- 99 Unknown

Remarks:



NON-JUNCTION CRASHES

Assign the **crash** to the trafficway on which the First Harmful Event occurred. If the First Harmful Event occurred on private property, assign the **crash** to trafficway on which the vehicle was traveling when the Unstabilized Situation began.



INTERSECTION CRASHES (Not Within an Interchange)

In an at intersection **crash**, assign the **crash** to the highest function class of trafficway at the intersection.

If the vehicles are traveling on different roadways of equal class, assign the

crash to the roadway on which the motor vehicle precipitating the **crash** is traveling.

INTERSECTION **CRASHES** (Within an Interchange)

Interchange **crashes** that occur in an intersection of a ramp that connects a higher and a lower class trafficway should be assigned to the highest-class trafficway. For example: vehicle #1 strikes vehicle #2 in the intersection of the I-270 ramp and US-10. Code Roadway Function Class as “01” or “11” (Principal Arterial – Interstate).

Ramps are part of the highest class of trafficway to which they connect. Therefore, if a **crash** occurs on a ramp, including in the merge/diverge lanes, and it is not an Intersection **crash**, it is assigned to the highest class of trafficway to which the ramp connects. Example: vehicle #1 overturns on the ramp of I-270 and US-10. Code Roadway Function Class “01” or “11” (Principal Arterial – Interstate). This includes intersection-related and entrance/exit ramp related **crashes** for Relation to Junction.

NOTE: Beginning in 2004, the roadway characteristics of the lower class trafficway in an interchange may be coded (See remarks in “**C13** – Trafficway Identifier” and “**C19** – Relation to Junction.”)



OTHER **CRASHES** (Within An Interchange)

For other **crashes** that occur within an interchange, other than intersection **crashes**, code Roadway Function class for the trafficway on which the vehicles were traveling. Example, vehicle #1 strikes vehicle #2 on US-10 bridge within the I-270 interchange (not in the intersection of any ramp, or on any ramp). Code Roadway Function Class for US-10 and not I-270.

QUESTIONABLE CASES

In any questionable case, the higher function class takes precedence.

Federal Highway Administration classification obtainable from the State Highway Department must be used. No other classification source is acceptable. Refer problems in obtaining the F.H.W.A. classification to Regional State Assignee.

Consistency Checks:

	IF	THEN
(1T0P) 1.	SPEED LIMIT is greater than 55, and not equal to 99,	ROADWAY FUNCTION CLASS should not equal 15-16.

	IF	THEN
(300P)	2. NATIONAL HIGHWAY SYSTEM equals 0, 9,	ROADWAY FUNCTION CLASS must not equal 01, 11.
(320P)	3. ROADWAY FUNCTION CLASS equals 01, 11, and ROUTE SIGNING does not equal 7,	NATIONAL HIGHWAY SYSTEM must equal 1.
(A110)	4. FIRST HARMFUL EVENT equals 10,	ROADWAY FUNCTION CLASS should not equal 01, 11-12.
(A130)	5. ROADWAY FUNCTION CLASS equals 01-02, 11-13, and RELATION TO JUNCTION does not equal 05, 11, 13,	NUMBER OF TRAVEL LANES should not equal 1.
(A140)	6. ROADWAY FUNCTION CLASS equals 01-02, 11-12, and RELATION TO JUNCTION does not equal 10-11,	TRAFFICWAY FLOW should not equal 4-5, 9.
(A150)	7. ROADWAY FUNCTION CLASS equals 01, 11-12,	RELATION TO JUNCTION should not equal 02-04, 06, 08.
(A160)	8. ROADWAY FUNCTION CLASS equals 01-02, 04, 11-13, 15,	ROADWAY SURFACE TYPE should not equal 3-5, 8.
(A170)	9. ROADWAY SURFACE TYPE equals 5,	ROADWAY FUNCTION CLASS should not equal 01-03, 11-15.
(A180)	10. ROADWAY FUNCTION CLASS equals 01, 11,	SPECIAL JURISDICTION should not equal 1-5, 8-9.
(A190)	11. ROADWAY FUNCTION CLASS equals 12,	SPECIAL JURISDICTION should not equal 4.
(A200)	12. RELATION TO JUNCTION equals 07, 14,	ROADWAY FUNCTION CLASS should not equal 04-06, 16.

	IF	THEN
(A210)	13. ROADWAY FUNCTION CLASS equals 01, 11-12, and RELATION TO JUNCTION does not equal 10-11, 13,	TRAFFIC CONTROL DEVICE should not equal 01-03, 07, 20, 40, 50, 80.
(A220)	14. ROADWAY FUNCTION CLASS equals 01, 11, and RELATION TO JUNCTION does not equal 10-11, 13,	SPEED LIMIT should not equal 05-40.
(A230)	15. SEQUENCE OF EVENTS equals 10,	ROADWAY FUNCTION CLASS should not equal 01, 11.
(A720)	16. ROADWAY FUNCTION CLASS equals 01-02, 11-12, and NUMBER OF TRAVEL LANES equals 1, 3,	TRAFFICWAY FLOW should not equal 1.
(A810)	17. FIRST HARMFUL EVENT equals 46, and RELATION TO JUNCTION does not equal 10-11, 13,	ROADWAY FUNCTION CLASS should not equal 01, 11.
(A840)	18. ROUTE SIGNING equals 7,	ROADWAY FUNCTION CLASS should equal 01-02, 11-13.
(A850)	19. ROADWAY FUNCTION CLASS equals 02, 12, and ROUTE SIGNING equals 2,	NATIONAL HIGHWAY SYSTEM should equal 1.
(A860)	20. NATIONAL HIGHWAY SYSTEM equals 1,	ROADWAY FUNCTION CLASS should equal 01-02, 11-13.
(A883)	21. RELATION TO TRAFFICWAY equals 07,	ROADWAY FUNCTION CLASS should not equal 01, 11-12.
(A900)	22. SPEED LIMIT equals 60, 65,	ROADWAY FUNCTION CLASS should not equal 05-06, 14-16.
(A910)	23. ROADWAY FUNCTION CLASS equals 03-06, 14-16,	NATIONAL HIGHWAY SYSTEM should equal 0, 9.

	IF	THEN
(A920)	24. NATIONAL HIGHWAY SYSTEM equals 0, 9,	ROADWAY FUNCTION CLASS should not equal 02, 12, and ROUTE SIGNING should not equal 2.

Special Processing Rules:



	IF	THEN
(A240)	1. ROADWAY FUNCTION CLASS equals 01, 11, and RELATION TO JUNCTION does not equal 10-11, 13,	TRAVEL SPEED should not equal 005-040 .

ROUTE SIGNING

Format: 1 numeric

Element Values:

Blank

- 1 Interstate
- 2 U.S. Highway
- 3 State Highway
- 4 County Road

Local Street

- 5 Township
- 6 Municipality
- 7 Frontage Road
- 8 Other
- 9 Unknown

Remarks:



Before coding this element, be certain of which trafficway is to be coded. If there is any question, refer to the remarks section of **C11 – Roadway Function Class** for a hierarchy for selecting the appropriate trafficway to be coded. Code ALL highway elements with regard to this same trafficway.



CODING FRONTAGE ROADS

If the **crash** occurs on a frontage road which is part of a larger, higher order trafficway (such as Interstate, U.S. Highway or State Route), use the following guideline to code the highway elements:

- Code Trafficway Identifier and Roadway Function Class for the Interstate, US Highway or State Route
- Code Route Signing **Frontage Road**
- Code the highway characteristics (Trafficway Flow, Number of Lanes, Speed Limit, Traffic Controls) for the Frontage Road





Make sure to include the highway designation in Trafficway Identifier when using **Frontage Road**. See Trafficway Identifier (**C13**).

If the **Frontage Road** is a separate trafficway, code all highway elements for that trafficway. **Frontage Road** is not used.

Other includes 'Other Limited Access' and 'Other Major Artery.'

Federal Highway Administration classification obtainable from the State Highway Department must be used. No other classification source is acceptable. Refer problems in obtaining the F.H.W.A. classification to Regional State Assignee.

Consistency Checks:

	IF	THEN
	(260P) 1. ROUTE SIGNING equals 1,	NATIONAL HIGHWAY SYSTEM must equal 1.
	(320P) 2. ROADWAY FUNCTION CLASS equals 01, 11, and ROUTE SIGNING does not equal 7,	NATIONAL HIGHWAY SYSTEM must equal 1.
	(330P) 3. NATIONAL HIGHWAY SYSTEM equals 0, 9,	ROUTE SIGNING must not equal 1.
	(340P) 4. ROUTE SIGNING equals 1,	the first position of TRAFFICWAY IDENTIFIER #1 must be "I" and the second position must be "-".
	(341P) 5. the first position of TRAFFICWAY IDENTIFIER #1 equals "I" and the second position equals "-",	ROUTE SIGNING must equal 1 or 7.
	(350P) 6. ROUTE SIGNING equals 2,	the first two positions of TRAFFICWAY IDENTIFIER #1 must be "US" and the third position must be "-".
	(351P) 7. the first two positions of TRAFFICWAY IDENTIFIER #1 equals "US" and the third position equals "-",	ROUTE SIGNING must equal 2 or 7.
	(360P) 8. ROUTE SIGNING equals 3,	the first two positions of TRAFFICWAY IDENTIFIER #1 must be "SR" and the third position must be "-".



	IF	THEN
(361P)	9. the first two positions of TRAFFICWAY IDENTIFIER #1 equals "SR" and the third position equals "-",	ROUTE SIGNING must equal 3 or 7.
(A280)	10. ROUTE SIGNING equals 1,	SPECIAL JURISDICTION should not equal 1-5, 8-9.
(A290)	11. ROUTE SIGNING equals 1,	RELATION TO JUNCTION should not equal 02-04, 06, 08.
(A291)	12. RELATION TO JUNCTION equals 07, 14,	ROUTE SIGNING should not equal 5-6.
(A300)	13. ROUTE SIGNING equals 1,	TRAFFICWAY FLOW should not equal 1, 4-5.
(A310)	14. ROUTE SIGNING equals 1, and RELATION TO JUNCTION does not equal 11, 13,	NUMBER OF TRAVEL LANES should not equal 1.
(A320)	15. ROUTE SIGNING equals 1, and RELATION TO JUNCTION does not equal 11, 13,	SPEED LIMIT should not equal 05-40.
(A330)	16. ROUTE SIGNING equals 1-2,	ROADWAY SURFACE TYPE should not equal 3-5, 8.
(A340)	17. ROUTE SIGNING equals 1, and RELATION TO JUNCTION equals 01,	TRAFFIC CONTROL DEVICE should equal 00.
(A350)	18. ROUTE SIGNING equals 1,	FIRST HARMFUL EVENT should not equal 10.
(A360)	19. RELATION TO JUNCTION equals 07, 14,	ROUTE SIGNING should not equal 4.
(A700)	20. SPEED LIMIT is greater than 65,	ROUTE SIGNING should equal 1-4.

	IF	THEN
(A820)	21. FIRST HARMFUL EVENT equals 46, and RELATION TO JUNCTION does not equal 10-11, 13,	ROUTE SIGNING should not equal 1.
(A840)	22. ROUTE SIGNING equals 7,	ROADWAY FUNCTION CLASS should equal 01-02, 11-13.
(A850)	23. ROADWAY FUNCTION CLASS equals 02, 12, and ROUTE SIGNING equals 2,	NATIONAL HIGHWAY SYSTEM should equal 1.
(A882)	24. RELATION TO TRAFFICWAY equals 07, and TRAFFICWAY FLOW does not equal 6,	ROUTE SIGNING should not equal 1.
(A920)	25. NATIONAL HIGHWAY SYSTEM equals 0, 9,	ROADWAY FUNCTION CLASS should not equal 02, 12, and ROUTE SIGNING should not equal 2.

TRAFFICWAY IDENTIFIER

Format: 2 sets, 20 alphanumeric


Element Values:

Blanks
 Actual Posted Number, Assigned Number, or Common Name (if no posted or assigned number) except:
 99999999999999999999 Unknown

Remarks:



Beginning in 2004, a second trafficway identifier was added to accommodate intersection and intersection-related **crashes** where the officer provides the identifier for the second trafficway. (See diagram below.)



For Non-Junction Crashes:
 Code the trafficway identifier from the police report or highway department in the top row. Leave the bottom row blank.

For Intersection Crashes (Not Within an Interchange Area):
 Code the trafficway identifier for the trafficway with the highest function class in the top row. Code the second trafficway identifier at the intersection, if provided by the police, in the bottom row.

For Intersection-Related Crashes (Not Within an Interchange Area):
 Code the trafficway identifier for the trafficway provided by the police in the top row. This does not necessarily have to be the highest functional class. In all cases, this will be the trafficway where the First Harmful Event occurred or the Unstabilized Situation began. Code the second trafficway identifier at the intersection, if provided by the police, in the bottom row.

For Intersection Crashes Within an Interchange Area:
 If the First Harmful Event occurs within the intersection of a ramp and the surface roadway:



- Code the trafficway identifier provided on the police report or highway log in the top row (this does not necessarily have to be the highest function class).
- Code Route Signing for the trafficway in the top row.
- Code the highway characteristics coded for the trafficway in the top row (Route Signing, Trafficway Flow, Number of Travel Lanes, Speed Limit, Roadway Alignment, Roadway Profile, Roadway Surface Type, Roadway Surface Condition, and Traffic Control Device/Functioning).
- It is important to code the Roadway Function Class and National Highway System for the highest class of trafficway at this intersection. (See **C11** – Roadway Function Class).
- Use the bottom row to record the second trafficway identifier provided by the police for this intersection.

For Intersection-Related Crashes Within an Interchange Area:

Code the trafficway identifier for the trafficway provided by the police in the top row. In many cases, this will be the trafficway where the First Harmful Event occurred or the Unstabilized Situation began. Code the second trafficway identifier at the intersection, if provided by the police, in the bottom row.



For Ramp Crashes:

If the **crash** occurs on the ramp or is related to the ramp, include the word “RAMP” and/or the ramp ID number after the trafficway’s identifier (e.g., I-10 RAMP).

- Beginning in 2004, code the characteristics of the ramp, when provided by the police or the highway department, instead of the characteristics of the highest class of trafficway to which the ramp is attached. (Example: one travel lane, curved alignment, Trafficway Flow equal to Entrance/Exit Ramp, speed limit of the ramp, and appropriate traffic controls on the ramp, etc.).

General Guidelines for Coding Trafficway Identifier:

Enter all alphabetic characters with CAPITAL LETTERS. If less than 20 characters, left-justify and do not zero-fill.

Obtained from the State Highway Department, or if same as that used by the State Highway Department, from the police accident report.

If Route Signing is **Interstate**, you must enter “I-” in the first two spaces of Trafficway Identifier

If Route Signing is **US Highway**, you must enter “US-” in the first three spaces of Trafficway Identifier

If Route Signing is **State Highway**, you must enter “SR-” in the first three spaces of Trafficway Identifier

If Route Signing is other than “1, 2 or 3,” enter only the route name or identifier (and left-justify). (Example: County Route 10 would be just “10,” and “Front Street” would be “Front Street.”) (See FARShelf for common street abbreviations.)

Immediately after the route designation (I-, US- or SR-), you should enter the corresponding highway number. For example, Interstate 70 should be coded as “I-70” and US 66 should be coded as “US-66.” You must use a dash in the highway designation between the capital letters and the number.

If one trafficway is both, a State Highway and an Interstate Highway, Route Signing must always be coded “1-Interstate.” You should always try to obtain the route number and milepoint that correspond to the Route Signing (Interstate).

(a) If the Trafficway Identifier and Milepoint are available for only the State Highway then code Route Signing as **Interstate**, enter “I-” in the first two spaces of Trafficway Identifier followed by the full State Highway Identifier as normal (including any letters.) Code the State Highway Milepoint.

E.g.; If California business loop (CA215) is also Interstate 15, then code “I-SR215” or “I-CA215.”

(b) If the Trafficway Identifier and Milepoint are available for both the State Highway and the Interstate Highway, enter “I-” in the first two spaces of Trafficway Identifier followed by the Interstate number. You may then also enter the State Highway Identifier anywhere after the Interstate route number. Code the Interstate Milepoint.

E.g.; “I-15” (SR215) or “I-15” (CA215)

Similarly, if a State Highway is also a US Highway, Route Signing must always be coded “2-US Highway.” You should always try to obtain the route number and milepoint that correspond to the Route Signing (US Highway).

(a) If the Trafficway Identifier and Milepoint are available only for the State Highway, then code Route Signing as **US Highway**, enter “US-” in the first three spaces of Trafficway Identifier followed by the full State Highway Identifier as normal (including any letters). Code the State Highway Milepoint.

E.g.; If Florida Route 25 is also US Route 27, then code “US-SR25” or “US-FL25.”




(b) If the Trafficway Identifier and Milepoint are available for both the US Highway and the State Highway, enter “US-” in the first three spaces of Trafficway Identifier followed by the US route number.

You may then also enter the State Highway Identifier anywhere after the US route number. Code the US Route Milepoint.
E.g.; "US-27" (SR25) or "US-27" (FL25).

Overlapping Roadways of Equal Function Class

For situations where you are presented with a roadway with two equal functional class identifiers for the same roadway, such as a stretch of roadway that is both US-10 and US-25, record both trafficways in Trafficway Identifier #1 using the "slash" format. The lower number trafficway should appear before the slash (e.g., "US-10/25"). This would also apply to Interstates, State and County roadways with two designations of equal class.

Consistency Checks:

	IF	THEN
	(340P) 1. ROUTE SIGNING equals 1,	the first position of TRAFFICWAY IDENTIFIER #1 must be "I" and the second position must be "-".
	(341P) 2. the first position of TRAFFICWAY IDENTIFIER #1 equals "I" and the second position equals "-",	ROUTE SIGNING must equal 1 or 7 .
	(350P) 3. ROUTE SIGNING equals 2,	the first two positions of TRAFFICWAY IDENTIFIER #1 must be "US" and the third position must be "-".
	(351P) 4. the first two positions of TRAFFICWAY IDENTIFIER #1 equals "US" and the third position equals "-",	ROUTE SIGNING must equal 2 or 7 .
	(360P) 5. ROUTE SIGNING equals 3,	the first two positions of TRAFFICWAY IDENTIFIER #1 must be "SR" and the third position must be "-".
	(361P) 6. the first two positions of TRAFFICWAY IDENTIFIER #1 equals "SR" and the third position equals "-",	ROUTE SIGNING must equal 3 or 7 .

IF

THEN

(AC0A) 7. RELATION TO JUNCTION
equals 02-03, 10-11,

the second TRAFFICWAY
IDENTIFIER should not be all
blank.

MILEPOINT

Format: 5 alphanumeric

Element Values:

Blanks	
00000	None
Actual to Nearest .1 mile (Assumed decimal, e.g., 12345=1234.5)	
99999	Unknown

Remarks:



Refer to the remarks section under Roadway Function Class (**C11**) for the hierarchy of selecting the trafficway to be coded.

Code the Milepoint for the respective Trafficway Identifier (**C13**).

Obtained from the **Police Accident Report (PAR)** or from the State Highway Department.

Code the actual Milepoint to the nearest .1-mile with decimal assumed. Right-justify to assumed decimal place if less than 5 digits. For example, if Milepoint is 10, you must code "00100."

OTHER EXAMPLES:

Milepoint	You Must Code
39.89	00399
404	04040
73.1	00731

If the Highway Performance Monitoring System (HPMS) number is known, code it on **Crash** Level "Additional State Information" and also code the Trafficway Identifier (**C13**) and the Milepoint (**C14**) according to the above guidelines.

GLOBAL POSITION

Format: 8 numeric, 10 numeric

Element Values:

Latitude: dd mm ss.ss (Degrees/Minutes/Seconds)

Where <u>dd</u> are Degrees:	blank	
	17-71	Actual Value
	88	Not Available (if state exempt)
	99	Unknown
Where <u>mm</u> are Minutes:	blank	
	00-59	Actual Value
	88	Not Available (if state exempt)
	99	Unknown
Where <u>ss.ss</u> are Seconds:	blank	
	00.00-59.99	Actual Values
	88.88	Not Available (if state exempt)
	99.99	Unknown

For "Unknown" code ALL 99 99 99.99
 For "Not Available" code 88 88 88.88 (If exempt from entering this data)

Longitude: ddd mm ss.ss (Degrees/Minutes/Seconds)

Where <u>ddd</u> are Degrees:	blank	
	065-178	Actual Value
	888	Not Available (if state exempt)
	999	Unknown
Where <u>mm</u> are Minutes:	blank	
	00-59	Actual Value
	88	Not Available (if state exempt)
	99	Unknown
Where <u>ss.ss</u> are Seconds:	blank	
	00.00-59.99	Actual Value
	88.88	Not Available (if state exempt)
	99.99	Unknown

For "Unknown" code ALL 999 99 99.99
 For "Not Available" code 888 88 88.88 (If exempt from entering this data)

Remarks:



“Global Position” refers to the geographic location of the **crash**. It is expressed in Degrees, Minutes and Seconds of Latitude; and Degrees, Minutes and Seconds of Longitude:

Latitude: dd mm ss.ss (Degrees/Minutes/Seconds)

Longitude: ddd mm ss.ss (Degrees/Minutes/Seconds)

In some instances your source documents may display Longitude as a negative (-) number. You may disregard the minus (-) sign.

The state **Police Accident Report (PAR)** may include the geographic location in a format compatible with this element, or the State Highway Department may be able to provide it from a state Geographic Information System (GIS) or Global Positioning System (GPS).

A Geo-locator tool is available on the FARS microcomputer to assist generating latitude and longitude when they are not available through state sources.

If data is not available and your state is determined to be exempt from entering this data, code all “8’s.” For example, if you are in a state that does not collect or record geographic location coordinates and your state will not be required to use the FARS Geo-locator tool, the data is considered “not available.”

If data is unknown, code all “9’s.” For example, if you are in a state that does record geographic location coordinates, but you don’t have those coordinates, and the Geo-locator tool cannot provide the coordinates, the data is unknown.

Code the complete valid Latitude and Longitude, if available, if not blank and if not unknown. You must code valid Latitude or Longitude minutes and seconds when coding a valid value for Latitude or Longitude degrees. (For example: Latitude - 38 99 99.99 is invalid.)

Right-Justify Degrees and Minutes:

Note that Longitude Degrees can be up to three digits. Code Degrees less than three digits in the right-most positions and “0’s” to the left. Code Latitude or Longitude Minutes less than two digits in the right-most position with “0’s” to the left. Examples: Longitude “77 degrees - 7 minutes - no seconds” is coded 077 07 00.00; Longitude “80 degrees - no minutes - no seconds” is coded 080 00 00.00; Latitude “30 degrees - one minute - 30 seconds” is coded 30 01 30.00.

Latitude and Longitude Seconds:

Code the value of Latitude or Longitude Seconds to two significant places after the decimal. If the Latitude or Longitude Seconds precision is less than two decimal positions, enter "0's" in the right-most positions of Seconds. Always right-justify any data before the decimal point with added "0's" to the left (e.g., 5.1 seconds is 05.10 with no spaces before the decimal point).

Consistency Checks:

	IF	THEN
(G01P)	1. STATE is ____ and GLOBAL POSITION-LATITUDE (degrees) is not equal to 88, 99 or blank,	LATITUDE (degrees) must be equal to or greater than (<u>1d</u>) and LATITUDE (degrees) must not be greater than (<u>2d</u>).
(G02P)	2. STATE is ____ and GLOBAL POSITION-LATITUDE (degrees) equals (<u>1d</u>),	LATITUDE (minutes) must be equal to, or greater than (<u>1s</u>).
(G03P)	3. STATE is ____ and GLOBAL POSITION-LATITUDE (degrees) equals (<u>2d</u>),	LATITUDE (minutes) must not be greater than (<u>2s</u>).
(G04P)	4. STATE is ____ and GLOBAL POSITION-LONGITUDE (degrees) is not equal to 888, 999 or blank,	LONGITUDE (degrees) must be equal to, or greater than (<u>3d</u>) and LONGITUDE (degrees) must not be greater than (<u>4d</u>).
(G05P)	5. STATE is ____ and GLOBAL POSITION-LONGITUDE (degrees) equals (<u>3d</u>),	LONGITUDE (minutes) must be equal to, or greater than (<u>3s</u>).
(G06P)	6. STATE is ____ and GLOBAL POSITION-LONGITUDE (degrees) equals (<u>4d</u>),	LONGITUDE (minutes) must not be greater than (<u>4s</u>).
(G07P)	7. any part of GLOBAL POSITION-LATITUDE (degrees, minutes or seconds) is all 8's,	all parts of LATITUDE must be all 8's.
(G08P)	8. any part of GLOBAL POSITION-LONGITUDE (degrees, minutes or seconds) is all 8's,	all parts of LONGITUDE must be all 8's.

	IF	THEN
(G09P)	9. any part of GLOBAL POSITION-LATITUDE (degrees, minutes or seconds) is all 9's,	all parts of LATITUDE must be all 9's.
(G10P)	10. any part of GLOBAL POSITION-LONGITUDE (degrees, minutes or seconds) is all 9's,	all parts of LONGITUDE must be all 9's.
(G11P)	11. any part of GLOBAL POSITION-LATITUDE (degrees, minutes or seconds) is blank,	all parts of LATITUDE must be blank.
(G12P)	12. any part of GLOBAL POSITION-LONGITUDE (degrees, minutes or seconds) is blank,	all parts of LONGITUDE must be blank.

SPECIAL JURISDICTION

Format: 1 numeric

Element Values:

- Blank
- 0 No Special Jurisdiction
- 1 National Park Service
- 2 Military
- 3 Indian Reservation
- 4 College/University Campus*
- 5 Other Federal Properties*
- 8 Other
- 9 Unknown

Remarks:

Road must be under the regulation of Special Jurisdiction, although it may be patrolled by state, county or local police forces.

There is a difference between a National Park and National Forest. Only areas described as National Parks should be **National Park Service**. State parks should be coded as **Other** and National Forests should be coded as **No Special Jurisdiction**.

State highways running through Indian Reservations must be coded as **Indian Reservation**.

*** These values are unlikely occurrences and will raise an error flag.**

Consistency Checks:

	IF	THEN
(A180)	1. ROADWAY FUNCTION CLASS equals 01, 11,	SPECIAL JURISDICTION should not equal 1-5, 8-9.
(A190)	2. ROADWAY FUNCTION CLASS equals 12,	SPECIAL JURISDICTION should not equal 4.
(A280)	3. ROUTE SIGNING equals 1,	SPECIAL JURISDICTION should not equal 1-5, 8-9.

Special Processing Rules:

(U010) 1. UNLIKELY: SPECIAL JURISDICTION equals to 4-5.

FIRST HARMFUL EVENT

Format: 2 numeric

| Must be coded for an original submission.

Element Values:

Non-Collision

- 01 Overturn/Rollover
- 02 Fire/Explosion*
- 03 Immersion
- 04 Gas Inhalation*
- 05 Fell/Jumped from Vehicle
- 06 Injured in Vehicle (Other Than Cargo/Equipment Loss or Shift)
- 16 Thrown or Falling Object
- 44 Pavement Surface Irregularity (Pothole, Grooved, Grates)
- 47 Vehicle Occupant Struck or Run Over by Own Vehicle
- 51 Jackknife (Causing Injury or Damage)
- 60 Cargo/Equipment Loss or Shift (Causing Injury or Damage)
- 07 Other Non-Collision

Collision with Motor Vehicle

Collision Involving Motor Vehicles In-Transport

- 12 Motor Vehicle In-Transport on Same Roadway
- 13 Motor Vehicle In-Transport on Different Roadway
- 54 Motor Vehicle In-Transport Strikes or is Struck by Cargo, Persons or Objects Set-in-Motion from/by Another Motor Vehicle In-Transport
- 55 Motor Vehicle In Motion Outside the Trafficway

Collision Involving Motor Vehicles NOT In-Transport

- 14 Parked Motor Vehicle or Motor Vehicle Stopped Off Roadway
- 45 Working Motor Vehicle (Construction, Maintenance or Utility Vehicle Only)

Collision with Object Not Fixed

- 08 Pedestrian
- 15 Non-Motorist on Personal Conveyance
- 09 Pedal Cycle
- 10 Railway Train
- 11 Live Animal
- 49 Ridden Animal or Animal-Drawn Conveyance
- 18 Other Object (Not Fixed)

***These values are unlikely occurrences and will raise an error flag.**

Collision with Fixed Object

- 17 Boulder
- 19 Building
- 20 Impact Attenuator/Crash Cushion*
- 21 Bridge Pier or Abutment
- 22 Bridge Parapet End
- 23 Bridge Rail
- 50 Bridge Overhead Structure
- 24 Guardrail Face
- 52 Guardrail End
- 25 Concrete Traffic Barrier
- 57 Cable Barrier
- 26 Other Traffic Barrier
- 27 Highway/Traffic Sign Post/Sign
- 28 Overhead Sign Support/Sign
- 46 Traffic Signal Support/Signal
- 29 Luminaire /Light Support
- 30 Utility Pole
- 31 Other Post, Other Pole, or Other Supports
- 32 Culvert
- 33 Curb
- 34 Ditch
- 35 Embankment – Earth
- 36 Embankment – Rock, Stone, or Concrete
- 37 Embankment – Material Type Unknown
- 38 Fence
- 39 Wall
- 40 Fire Hydrant
- 41 Shrubbery
- 42 Tree (Standing Tree Only)
- 48 Snow Bank
- 53 Mail Box
- 43 Other Fixed Object

- 99 Unknown

***These values are unlikely occurrences and will raise an error flag.**

Remarks:

Definition: The first property damage (including to vehicles) or injury-producing event.



In **crashes** involving harmful events caused by objects set-in-motion by a Motor Vehicle in-transport, remember that a vehicle's load is considered part of the vehicle.

EXAMPLES:

- 1) If cargo falls from a truck (in-transport) and strikes another vehicle in-transport, this is treated as a two-vehicle **crash**. Therefore, the proper First Harmful Event code is **Motor Vehicle In-Transport Strikes or is Struck by Cargo, Persons or Objects Set-in-Motion from/by Another Motor Vehicle In-Transport**. Remember, when this happens, to also use Sequence of Events code **Motor Vehicle In-Transport Strikes or is Struck by Cargo, Persons or Objects Set-in-Motion from/by Another Motor Vehicle In-Transport** in the sequence on both vehicles.
- 2) If cargo falls from a truck (in-transport) and strikes another vehicle NOT in-transport, this is also treated as a two-vehicle **crash**; therefore, the proper First Harmful Event code will be one of the "Collision Involving Motor Vehicles NOT In-Transport" codes "14 or 45"
- 3) If cargo falls from a truck (in-transport) and strikes a pedestrian, the First Harmful Event would be coded **Pedestrian**. Also, be sure to use Related Factors-**Crash** Level code **Non-Occupant Struck by Falling Cargo, or Something That Came Loose From or Something that was Set-in-Motion by a Vehicle**.



Note: For examples 1 and 2 above, be sure to use Related Factors-**Crash** Level code **Motor Vehicle Struck by Falling Cargo or Something That Came Loose From, or Something That Was Set-in-Motion by a Vehicle**.

Overturn/Rollover is used when a vehicle rotates 90° or more, side-to-side or end-to-end, producing the first damage or injury. For motorcycles, laying the motorcycle down on its side is sufficient to code overturn as a harmful event if damage or injury is produced, even though element "V19 – ROLLOVER" is not applicable to motorcycles.

Gas Inhalation includes injury or death from carbon monoxide fumes leaking from a motor vehicle in-transport.

Fell/Jumped from Vehicle is used when an occupant that falls or jumps (not suicide) from a vehicle is the first event causing injury. For example, an occupant of a motor vehicle in-transport leans against the car door, it opens and the occupant falls out, or a person riding on a vehicle's exterior (hood, roof, running board, etc.) falls or jumps, and is injured by the fall. If a vehicle occupant falls or jumps from a vehicle and is struck by that vehicle and it is unclear which of the two events caused the first injury, use **Vehicle Occupant Struck or Run Over by Own Vehicle**, not **Fell/Jumped from Vehicle**.

Injured in Vehicle, Other than Cargo/Equipment Loss or Shift is used where an occupant is injured during an unstabilized situation without a collision.

Examples: Driver slams on brake, causing an unrestrained passenger to be injured. Driver makes a sharp turn causing driver to strike head on side window, knocking driver unconscious.

Other Non-Collision. Examples: driving off a cliff where damage is not the result of an overturn or collision with an object; a vehicle being towed by a chain, slides forward striking the towing vehicle causing injury or damage.

Live Animal is used for collisions with live animals (domesticated or wild) that are not themselves being used as transportation or to draw a wagon, cart or other transport device (see ANSI D16.1). See **Ridden Animal or Animal-Drawn Conveyance** for ridden animals and animals drawing transport devices. See Related Factors-Driver Level (**D24**) **Live Animal in Road** to determine if it applies. See **Other Object Not Fixed** for an animal carcass lying in the roadway.



Motor Vehicle In-Transport on Same Roadway is used this code when one motor vehicle in-transport collides with another motor vehicle in-transport on an undivided highway or the same side of a divided highway.

Motor Vehicle In-Transport on Different Roadway differs from **Motor Vehicle In-Transport on Same Roadway** in that it applies to events where a motor vehicle in-transport leaves one roadway and enters a different roadway, having a collision with a motor vehicle in-transport on that roadway. Example: one motor vehicle in-transport travels across the median of a divided highway, enters oncoming traffic and is struck; or, a motor vehicle in-transport traveling on an overpass leaves the trafficway and strikes or is struck by a motor vehicle in-transport traveling on a trafficway below. Choose **Motor Vehicle In-Transport on Different Roadway** over **Motor Vehicle In-Transport on Same Roadway** when a motor vehicle crosses over onto the other roadway striking another motor vehicle.

Motor Vehicle In-Transport on Different Roadway should NOT be used in an at intersection *crash* (where the First Harmful Event occurs in the intersection).

Parked Motor Vehicle or Motor Vehicle Stopped Off the Roadway refers to a collision with a parked/stopped off roadway motor vehicle (“not in-transport”). “Parked” motor vehicles are those vehicles parked in designated parking areas (curbside where parking is allowed, marked parking spaces in parking lots, private driveways, and other private property). Motor vehicles “Stopped off the Roadway” are those stopped on the shoulder, median or roadside and outside the trafficway.

Non-Motorist on Personal Conveyance. A personal conveyance is (1) a human-powered, non-motorized device not propelled by pedaling, (2) such devices even when motorized. Includes rideable toys (roller skates, inline skates, skateboards, skates, baby carriages, scooters, toy wagons), motorized rideable toys (motorized skateboard, motorized scooter, motorized toy car), devices for personal mobility assistance

(Segway-style devices, motorized and non-motorized wheelchairs, handicapped scooters).

Exclusions: Golf cart, low-speed vehicle (LSV), go-cart, mini-bike are excluded because they are motor vehicles (see Collision with Motor Vehicle Codes).



Thrown or Falling Object is a non-collision event and, unless there is another collision during the **crash**, IMPACT POINTS (**V22**) for the vehicle involved must be coded **Non-Collision**. Examples: Falling tree/rock, dropping/throwing something off bridge, throwing a snowball. However, it does not have to come from above. Excludes Cataclysms.

Boulder is a rock of sufficient mass that when struck by a motor vehicle moves very little and remains basically intact. It may be considered as a fixed object.



Other Object (Not Fixed) e.g., dead body, animal carcass or fallen tree already laying in roadway, prior to the unstabilized situation in this **crash**; construction cones or barrels on road (temporary).

See **Working Motor Vehicle (Construction, Maintenance or Utility Vehicle Only)** for transport devices used as equipment (i.e., cherry picker at work, paint striper at work, etc.).

Impact Attenuator is a device for controlling the absorption of energy released during vehicle collision (“crash cushions”). Its most common application involves the protection of fixed roadside objects such as bridge piers, elevated gores at exit ramps, etc. Examples include barrels filled with water or sand, and plastic collapsible structures.

Bridge Pier or Abutment refers to support structures; most likely to be struck by vehicles passing under bridges (see **Bridge Overhead Structure** for vehicles striking the bottom of a bridge while traveling on a trafficway underneath it). If the vehicle first strikes a concrete barrier protecting a bridge pier or abutment, use code **Concrete Traffic Barrier**.

- **Bridge Pier** - a square or round column of stone, concrete, brick, steel or wood for supporting a bridge between abutments.

- **Bridge Abutment** - wall supporting the ends of a bridge generally retaining or supporting the embankment under bridge ends and composed of stone, concrete, brick or wood. (Includes wing-walls.)

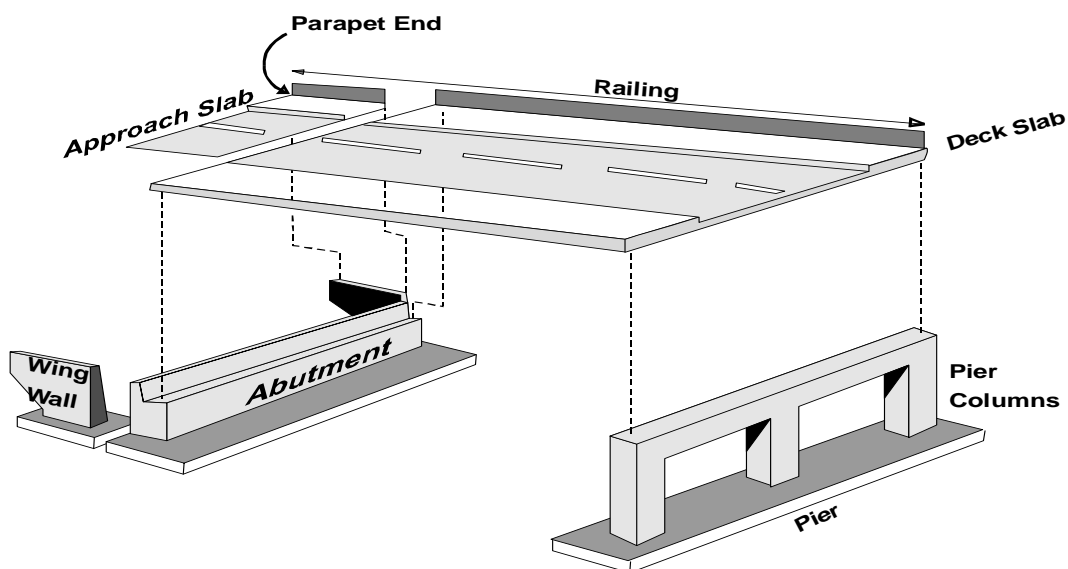
Bridge Parapet End and **Bridge Rail** are components of the upper portion of bridges.

Bridge Parapet End is the end of a low wall which runs along the outer most edge of the roadway or sidewalk on the bridge and usually composed of brick, stone, or concrete. Balustrade is often used synonymously with parapet.

Bridge Rail is a wooden, brick, stone, concrete or metal fence-like wall which runs along the outermost edge of the roadway or sidewalk on the bridge or a rail constructed along the top of a parapet.

- Bridges do not need to support another roadway. It may be an overpass for a train or even for a viaduct (water conduit).
- See bridge components diagram on next page for bridge codes "21, 22 and 23."
- Barriers as in codes "24, 25 and 26" refer to a physical structure such as a guardrail, a concrete safety barrier or a rock wall which has the primary function of preventing cross-median travel by deflecting and redirecting vehicles along the roadway on which they were traveling. Therefore, trees, curbing, rumble strips and drain depressions are not barriers.

BRIDGE COMPONENTS



Bridge Overhead Structure is used when striking the bottom of a bridge while traveling on a trafficway underneath it.

Guardrail Face is a low barrier running along the edge of a road shoulder either on the right or the left and which has the primary longitudinal structure composed of metal (plates, cable, mesh, box beam, etc.).

A guardrail is differentiated from **Concrete Traffic Barrier** by the material making up the greatest part of the longitudinal portion of the structure. In the case of guardrails, this is metal whereas in concrete barriers this is concrete (including concrete rails).

Guardrails, which serve as bridge rails, should be coded **Bridge Rail**.

Guardrail End is coded if a vehicle strikes the end of a guardrail. Guardrails can have a separate flat or rounded piece of metal attached to the end of an expanse of guardrail face.

Concrete Traffic Barrier refers to the longitudinal traffic barriers constructed of concrete and located on the outside of the road surface, in a median, or in gore areas. This includes all temporary concrete barriers regardless of location (i.e., temporary Jersey Barrier on a bridge being used to control traffic during bridge repair/construction). Concrete walls (vertical side surfaces) do not apply here; see **Wall**.

When a vehicle is traveling under a bridge and strikes a concrete barrier used to protect the bridge pier or abutment use **Concrete Traffic Barrier**.

Cable Barrier refers to a flexible barrier system which uses several cables typically supported by steel posts. These can be used on the roadside or as a median barrier. These barriers are designed to help lessen impact or keep vehicles within the confines of the road. Sometimes referred to as "Ohio Barriers."

Other Traffic Barriers is used for all other longitudinal barriers such as wood or rock and unknown barrier composition types. Also see **Cable Barrier** for Cable Barriers.

Highway/Traffic Sign Post/Sign is used when the post supporting a traffic sign, or the sign itself, is hit by a motor vehicle in-transport. Includes mile markers. (See **Traffic Signal Support/Signal** for traffic signal supports.)

Overhead Sign Support/Sign is used when the sign supported is above the highway. The difference between **Highway/Traffic Sign Post/Sign** and **Overhead Sign Support/Sign** is the location of the sign (overhead or the side of the road).

Luminaire/Light Support refers to supports for highway lighting systems, not including other private lighting systems (e.g., parking lot lights). Support does not include other fixed objects to which lighting is affixed (e.g., telephone poles).

Utility Pole refers to Electrical, Telephone, Cable and other utility pole-type supports.

Other Post, Other Pole, or Other Supports is used for posts other than highway signs. (E.g., reflectors on poles along side of roadway, parking meters, flag poles, etc.). For mail box posts, use **Mail Box**.

Culvert is any structure entirely under the roadway (driveway or entranceway) and less than 20 feet in span measured along the center line of the roadway.

Curb is a concrete or asphalt structure up to 12 inches in height which borders the roadway. It provides drainage control and pavement edge delineation. The face of the curb may be sloped or vertical. Be careful that the **Police Accident Report (PAR)** provides some indication that damage has occurred when a vehicle strikes a curb.

Codes 35-37 (Embankments) are raised structures to hold back water, to carry a roadway, or the result of excavation or washout (including erosion) that may be faced with earth (**Embankment – Earth**) or rock (sometimes called a berm), stone or concrete (**Embankment – Rock, Stone, or Concrete**). An embankment can usually be differentiated from a wall by its incline, whereas a wall is usually vertical. However, there are exceptions; such as a retaining wall which may be inclined or a vertical embankment caused by a natural event such as a washout.

In **crashes** involving a field approach or crossing, if in doubt about when to use codes “32, 34” (Culvert/Ditch) or codes “35-37” (Embankment), use this criteria:

- a) Use code “32, 34” if the driver would not have been able to recover from the ditch even if there had been no field approach (crossing).
- b) Use code “35, 36, 37” if the driver would have been able to recover from the ditch, but struck the field approach (crossing) prior to doing so.
- c) Use code “35, 36, 37” if it is not known whether or not the driver would have been able to recover from the ditch and a field approach (crossing) is involved.

Fence includes the fence posts. A fence can be made of wood, chain link, stone, etc. (not shrub hedges serving as containment for property).

Wall is a primarily vertical (+ 15° from vertical) structure composed of concrete, metal, timber, or stone which is not part of a building or a fence but typically is used for retaining earth, abating noise, and separating areas but not for containment as in the primary function of a fence). Also not included as walls are wing-walls, which are attached to ends of bridge abutments and extend back at an angle from the roadway. Wing-walls should be coded as **Bridge Pier or Abutment**.

Tree (Standing Tree Only) is used when a vehicle strikes a standing tree. If a vehicle strikes a tree lying in the roadway, use **Other Object (Not Fixed)**. If a tree falls on a vehicle as it is passing by, use **Thrown or Falling Object**.

Other Fixed Object is used when the object is fixed (considered a permanent structure) and is not described by any of the other fixed object codes. Includes utility wires and “guy” wires attached to utility poles.



Working Motor Vehicle (Construction, Maintenance or Utility Vehicle Only) is used when the first injury- or damage-producing event of the **crash** involves a collision with a construction, maintenance or utility vehicle in the process of working and not “in-transport.” Examples: cherry picker working on the telephone lines, a paint striper painting lines on the road, a tractor mowing grass on trafficway, a county/state snow plow plowing snow, a highway dump truck dumping asphalt for a new travel lane, etc.

NOTE: Before 2004, this code was called “Transport Device Used as Equipment.” It included other working activities in addition to construction, maintenance and utility work on trafficways. From 2004 forward, code “45” excludes working activities other than highway construction, maintenance or utility vehicles (e.g., garbage truck picking up trash, mail/delivery trucks while making deliveries, personal vehicles plowing snow, police vehicles at a construction work site, etc. These are considered motor vehicles “in-transport”). Use Related Factors-Vehicle Level code **Other Working Vehicle (Not Construction, Maintenance, Utility, Police, Fire, or EMS Vehicle)** to identify these vehicles.



A question may arise when a police, fire or emergency medical vehicle is struck on the roadway while at the scene of a **crash**, at a traffic stop, as traffic control, or at a construction/ maintenance site. The question becomes, “has its function changed from being a motor vehicle in-transport to a working vehicle?” The answer is “no.” Treat these situations as a motor vehicle in-transport striking another motor vehicle in-transport (Use codes “12” or “13”.) Use Related Factors -Vehicle Level code **Police, Fire, or EMS Vehicle Working at the Scene of an Emergency or Performing Other Traffic Control Activities** to identify that this vehicle was struck while performing these work activities.

Taxis/limousines and commercial buses, etc., are always considered to be “in-transport” because their primary work function is to transport persons from one place to another. (See codes “12,” “13” or “14”).

Vehicle Occupant Struck or Run Over by Own Vehicle is used when the first injury results from an occupant that falls or comes out of their vehicle and is struck or run over by that vehicle. Does not apply to occupants ejected during overturns. If an occupant falls or jumps from a vehicle and is struck by that vehicle and it is unclear which of the two events caused the first injury, use **Vehicle Occupant Struck or Run Over by Own Vehicle**, not **Fell/Jumped from Vehicle**.

Snow Bank is used when snow fall and/or road plowing creates essentially fixed barriers of snow/ice which are not snow-covered earth or rock embankments.

Ridden Animal or Animal-Drawn Conveyances is used for collisions with animals being used as transportation. This includes ridden animals and animals (or teams of animals) drawing a transport device (e.g., a horse drawing a sleigh, a team of horses drawing a stage coach, etc.).

Jackknife (Causing Injury or Damage) applies to a condition that occurs to an articulated vehicle, (any vehicle with a trailing unit(s) connected by a hitch; e.g., truck tractor or single-unit truck with one or more trailers, articulated bus, car pulling a boat on a trailer, etc.) while in motion. The condition reflects a loss of control of the vehicle by the driver in which the trailer(s) yaws from its normal straight-line path behind the power unit, striking the power unit, causing damage to the power unit or trailer.

Motor Vehicle In-Transport Strikes or is Struck by Cargo, Persons or Objects Set-in-Motion from/by Another Motor Vehicle In-Transport is used when the first injury- or damage-producing event of the **crash** is two motor vehicles in-transport making contact by something set-in-motion by one of the vehicles. Beginning in 2005, in these circumstances, both vehicles should have code “54” in their Sequence of Events.



Motor Vehicle in Motion Outside the Trafficway is used when the first injury- or damage-producing event of the motor vehicle traffic **crash** involves a collision with a motor vehicle in motion outside the trafficway. These vehicles are considered to be in-transport but not on a trafficway.



Cargo/Equipment Loss or Shift (Causing Injury or Damage) refers specifically to the loss or shift of items carried on or in a motor vehicle or its trailing unit, and not to the vehicle or trailing unit, itself. **Cargo/Equipment Loss or Shift (Causing Injury or Damage)** is only used when the first injury- or damage-producing event in the **crash** is the loss or shift of cargo in/on a vehicle

causing damage to that vehicle, its cargo, or injury to its occupants.

Cargo/Equipment Loss or Shift (Causing Injury or Damage) should never be used to refer to a “collision” event.

EXAMPLE:

A pickup truck brakes rapidly to avoid a collision. This causes a piece of lumber in the pickup bed to smash through the rear window, causing the driver to lose control and run off the road, striking a tree.

Unknown is used when it is not known what the First Harmful Event is. For example, if a series of harmful events occurred, and it's unclear which event was first.

Consistency Checks:



	IF	THEN
(500F) 1.	FIRST HARMFUL EVENT equals 01-11, 15-44, 46-53, 57, 60,	MANNER OF COLLISION must not equal 01-11, 99.
(510F) 2.	FIRST HARMFUL EVENT equals 12-14, 45, 54-55,	MANNER OF COLLISION must not equal 00.
(520F) 3.	FIRST HARMFUL EVENT equals 10,	TRAFFIC CONTROL DEVICE must not equal 01-09, 20-50, 98.
(580F) 4.	FIRST HARMFUL EVENT equals 14,	RELATION TO TRAFFICWAY must not equal 01.
(670F) 5.	FIRST HARMFUL EVENT equals 12-14, 45, 54-55,	NUMBER OF VEHICLE FORMS SUBMITTED must be greater than 001 .
(A110) 6.	FIRST HARMFUL EVENT equals 10,	ROADWAY FUNCTION CLASS should not equal 01, 11-12.
(A350) 7.	ROUTE SIGNING equals 1,	FIRST HARMFUL EVENT should not equal 10.
(A370) 8.	FIRST HARMFUL EVENT equals 99,	MANNER OF COLLISION should not equal 00, 01-11.
(A390) 9.	FIRST HARMFUL EVENT equals 17, 19-43, 52-53, 57,	RELATION TO TRAFFICWAY should not equal 01, 07, 11.


	IF	THEN
(A400)	10. FIRST HARMFUL EVENT equals 13,	RELATION TO JUNCTION should not equal 02-06, 08, 10-13.
(A410)	11. RELATION TO JUNCTION equals 07, 14,	FIRST HARMFUL EVENT should not equal 08-10, 14-15, 55.
(A420)	12. FIRST HARMFUL EVENT equals 10,	RELATION TO JUNCTION should equal 06.
(A770)	13. FIRST HARMFUL EVENT equals 46,	TRAFFIC CONTROL DEVICE should equal 01-04.
(A780)	14. FIRST HARMFUL EVENT equals 46,	TRAFFIC CONTROL DEVICE should not equal 00.
(A790)	15. FIRST HARMFUL EVENT equals 46,	RELATION TO JUNCTION should not equal 01, 07, 14.
(A800)	16. FIRST HARMFUL EVENT equals 46,	RELATION TO TRAFFICWAY should not equal 01-02, 05, 07, 11.
(A810)	17. FIRST HARMFUL EVENT equals 46, and RELATION TO JUNCTION does not equal 10-11, 13,	ROADWAY FUNCTION CLASS should not equal 01, 11.
(A820)	18. FIRST HARMFUL EVENT equals 46, and RELATION TO JUNCTION does not equal 10-11, 13,	ROUTE SIGNING should not equal 1.
(A830)	19. FIRST HARMFUL EVENT equals 46,	SPEED LIMIT should be less than 55.
(AC1A)	20. FIRST HARMFUL EVENT equals 54,	MANNER OF COLLISION should equal 11.
(AM2P)	21. FIRST HARMFUL EVENT, MOST HARMFUL EVENT or SEQUENCE OF EVENTS equals 25 or 57,	TRAFFICWAY FLOW should equal 3.







	IF	THEN
(V750)	22. UNDERRIDE/OVERRIDE equals 1-3,	FIRST HARMFUL EVENT or at least one SEQUENCE OF EVENTS (for this vehicle) should equal 12- 14, 45 , 55.
(V760)	23. UNDERRIDE/OVERRIDE equals 4-6,	FIRST HARMFUL EVENT or at least one SEQUENCE OF EVENTS (for this vehicle) should equal 14, 45.
(V770)	24. UNDERRIDE/OVERRIDE equals 7,	FIRST HARMFUL EVENT or at least one SEQUENCE OF EVENTS (for this vehicle) should equal 12-13, 55.
(V780)	25. UNDERRIDE/OVERRIDE equals 8,	FIRST HARMFUL EVENT or at least one SEQUENCE OF EVENTS (for this vehicle) should equal 14, 45.

Special Processing Rules:

	IF	THEN
(440F)	1. FIRST HARMFUL EVENT equals 08-09, 15, and RELATION TO TRAFFICWAY equals 01,	there must be at least one Person Level form with NON-OCCUPANT LOCATION equal to 01-04, 09-14, 19, 99.
(450F)	2. FIRST HARMFUL EVENT equals 08-09, 15, and RELATION TO TRAFFICWAY equals 07,	there must be at least one Person Level form with NON-OCCUPANT LOCATION equal to 14.
(460F)	3. FIRST HARMFUL EVENT equals 08-09, 15, and RELATION TO TRAFFICWAY equals 02,	there must be at least one Person Level form with NON-OCCUPANT LOCATION equal to 05, 15.
(470F)	4. FIRST HARMFUL EVENT equals 08-09, 15, and RELATION TO TRAFFICWAY equals 03, 08, 10,	there must be at least one Person Level form with NON-OCCUPANT LOCATION equal to 05, 15, 18, 99.

	IF	THEN
(480F)	5. FIRST HARMFUL EVENT equals 08-09, 15, and RELATION TO TRAFFICWAY equals 04, 06,	there must be at least one Person Level form with NON-OCCUPANT LOCATION equal to 05, 09, 16, 18-19, 99.
(490F)	6. FIRST HARMFUL EVENT equals 08-09, 15, and RELATION TO TRAFFICWAY equals 05,	there must be at least one Person Level form with NON-OCCUPANT LOCATION equal to 17.
(530F)	7. FIRST HARMFUL EVENT equals 08-09, 15, and RELATION TO TRAFFICWAY equals 99,	there must be at least one Person Level form with NON-OCCUPANT LOCATION equal to 09, 19, 99.
(531F)	8. FIRST HARMFUL EVENT equals 08-09, 15, and RELATION TO TRAFFICWAY equals 11,	there must be at least one Person Level form with NON-OCCUPANT LOCATION equal to 11-13.
 (540F)	9. FIRST HARMFUL EVENT equals 02,	at least one vehicle must have FIRE OCCURRENCE equal to 1 or blank.
(550F)	10. FIRST HARMFUL EVENT equals 08,	at least one person must have PERSON TYPE equal to 05, 10.
(560F)	11. FIRST HARMFUL EVENT equals 09,	at least one person must have PERSON TYPE equal to 06-07.
(570F)	12. FIRST HARMFUL EVENT equals 05-06, 47,	at least one PERSON TYPE equal to 01-03, 09 must have INJURY SEVERITY equal to 1-5, or blank.
(590F)	13. FIRST HARMFUL EVENT equals 15,	at least one Person Level form must have a PERSON TYPE code of 08.

	IF	THEN
	(5Y0F) 14. FIRST HARMFUL EVENT equals 08-09, 15,	NUMBER OF FORMS SUBMITTED FOR PERSONS NOT IN MOTOR VEHICLES must not equal 00.
	(7A0F) 15. FIRST HARMFUL EVENT equals 01,	ROLLOVER must equal 1-2, 9 or blank, and LOCATION OF ROLLOVER must equal 1-6, 9 or blank for at least one vehicle, or BODY TYPE must equal 80-83, 88-89, or blank for at least one vehicle.
	(9C0P) 16. FIRST HARMFUL EVENT equals 55,	there must be at least one vehicle with UNIT TYPE equal to 1.
	(A080) 17. DRIVER PRESENCE equals 0 , FIRST HARMFUL EVENT equals 12-13, and NUMBER OF VEHICLE FORMS SUBMITTED equals 002 ,	one RELATED FACTORS-DRIVER LEVEL should equal 20.
	(A100) 18. FIRST HARMFUL EVENT is not equal to 02, 04-05, 10, 16, 18,	there should be one vehicle with TRAVEL SPEED of 001-151, 997-999 , or blanks.
	(AM1P) 19. FIRST HARMFUL EVENT equals 54, or SEQUENCE OF EVENTS equals 54 for any vehicle,	one RELATED FACTORS- CRASH LEVEL must equal 14.
	(AL7P) 20. FIRST HARMFUL EVENT equals __,	at least one SEQUENCE OF EVENTS must equal __ for at least one vehicle.
	(FA0F) 21. FIRST HARMFUL EVENT equals blank, case status is flawed.	
	(U020) 22. UNLIKELY: FIRST HARMFUL EVENT equals 02, 04, 06, 20, 51, 60.	

MANNER OF COLLISION

Format: 2 numeric

Element Values:

Blanks

- 00 Not a Collision with a Motor Vehicle
- 01 Front-to-Rear (includes Rear-End)
- 02 Front-to-Front (includes Head-On)

Angles:

- 03 Front-to-Side, Same Direction
- 04 Front-to-Side, Opposite Direction
- 05 Front-to-Side, Right Angle (includes Broadside)
- 06 Front-to-Side/Angle – Direction Not Specified

- 07 Sideswipe – Same Direction
- 08 Sideswipe – Opposite Direction
- 09 Rear-to-Side
- 10 Rear-to-Rear*
- 11 Other (End-Swipes and Others)*
- 99 Unknown

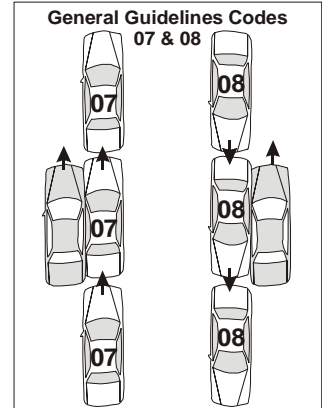
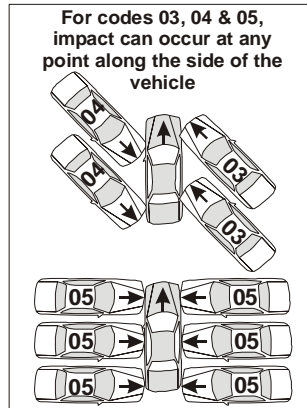
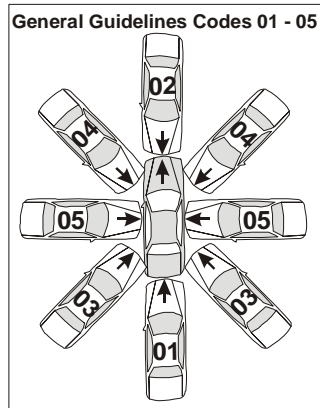
*** This value is an unlikely occurrence and will raise an error flag.**

Remarks:



Refers only to **crashes** in which the First Harmful Event is a collision between two motor vehicles (codes "12, 13, 14, 45, 54 or 55"). In cases where the First Harmful Event involves vehicles that make contact by objects set-in-motion (code "54"), see Manner Of Collision **Other (End-Swipes and Others)**.

Use the diagrams below to help determine Manner of Collision codes "01-05, 07-08".



Beginning in 2002, this element will be based on the impact location (i.e., front, side or rear) and vehicle orientation (i.e., facing in the same or opposite directions) of the contact vehicles in the First Harmful Event. The use of “direction of force” will no longer be used in determining this element. Prior to 2002, the “direction of force” immediately preceding the collision was allowed to be considered, especially in “head-on” collisions.

Not a Collision with a Motor Vehicle is used when the First Harmful Event is a non-collision, or a collision with a non-fixed object or fixed object.

Front-to-Rear (includes Rear-Ends). A rear-end collision is one in which the front end of one vehicle collides with the back of another vehicle, while the two vehicles are traveling in the same direction. Use **Front-to-Rear (includes Rear-Ends)** for all “rear-end” crashes and all crashes in which the front of one vehicle comes in contact with the rear of another in the First Harmful Event, regardless of the original direction of travel.

An important question to ask is: “Did any portion of the front bumper, grill or headlights of one vehicle (Clockpoint “12”) make contact with any portion of the rear bumper, taillights or rear of the other vehicle (Clockpoint “06”) in the First Harmful Event?”

Front-to-Front (includes Head-On). A “head-on” collision is one in which the front end of one vehicle collides with the front end of another vehicle, while the two vehicles are traveling in opposite directions.

Use **Front-to-Front (includes Head-On)** for all “head-on” crashes and all crashes in which the front of both vehicles make contact in the First Harmful Event, regardless of the original direction of travel. Direction of force will not be used in determining head-on collisions.



Front-to-Side, Same Direction is used for angle *crashes* where the front of one vehicle makes contact with any point along the side of another in the First Harmful Event and the orientation of the vehicles at impact is in the same direction. This does not include right angles or broadside crashes (See **Front-to-Side, Right Angle**).



Front-to-Side, Opposite Direction is used for angle *crashes* where the front of one vehicle makes contact with any point along the side of another in the First Harmful Event and the orientation of the vehicles at impact is in the opposite direction. This does not include right angles or broadside crashes (See **Front-to-Side, Right Angle**).

Front-to-Side, Right Angle is used for “broadside” or “T-bone” crashes in which front-to-side contact is made, and the vehicles are at a right-angle position. The front of one vehicle can make contact anywhere along the side of the other, not just Clockpoints “03” or “09.”

Front-to-Side/Angle – Direction Not Specified is used when the police indicate that it is an “angle” crash without providing enough detail in the narrative and diagram to determine the orientation of the vehicles in the First Harmful Event.

Sideswipe, codes “07 or 08,” may be applied if the following are true for both vehicles involved in the First Harmful Event.

1. The initial engagement does not overlap the corner of either vehicle by more than four inches, so that there is no significant involvement of the front or rear surface areas.
2. There is no pocketing of the impact in the suspension areas. The impact then swipes along the surface of the vehicle parallel to the direction of travel.
3. There is low retardation of the force along the surface of the vehicle.
4. Again, these must be true for both vehicles involved in the collision (with each other), which is the first harmful event.
5. End-swipes are coded as **Other**.

If unclear if the collision was an angle or a sideswipe, code it as Angle (codes “03-04”).






Rear-to-Side is used for crashes where the “rear” of a vehicle, and not the front, makes contact with the side of another. This can happen when a vehicle backs up into the side of another vehicle.

Other should be used for collisions where one vehicle’s “end” swipes (end-swipe) another vehicle instead of their “sides” swiping. Also, this code should be used for any collision between two motor vehicles where the collision is not described by codes “01-10,” including set-in-motion situations.

Examples include:

- An example is when one vehicle is airborne and makes contact with its front to the other vehicle’s hood or top.
- Cargo or other load on one motor vehicle in-transport shifts and lands or is thrown into/onto another vehicle.
- The tire of one motor vehicle in-transport throws a stone through the windshield of another vehicle.
- A vehicle occupant or motorcyclist falls or is thrown from a vehicle striking or is struck by another vehicle.

Consistency Checks:

	IF	THEN
	(421P) 1. NUMBER OF VEHICLE FORMS SUBMITTED equals 002 , and MANNER OF COLLISION equals 01,	IMPACT POINT-INITIAL for one vehicle should equal 12, and IMPACT POINT-INITIAL for the other vehicle should equal 06, 99.
	(422P) 2. NUMBER OF VEHICLE FORMS SUBMITTED equals 002 , and MANNER OF COLLISION equals 02,	IMPACT POINT-INITIAL for one vehicle should equal 12, and IMPACT POINT-INITIAL for the other vehicle should equal 12, 99.
	(423P) 3. NUMBER OF VEHICLE FORMS SUBMITTED equals 002 , and MANNER OF COLLISION equals 03-06,	IMPACT POINT-INITIAL for one vehicle should equal 01, 11-12, and IMPACT POINT-INITIAL for the other vehicle should equal 01-05, 07-11, 99.
	(424P) 4. NUMBER OF VEHICLE FORMS SUBMITTED equals 002 , and MANNER OF COLLISION equals 09,	IMPACT POINT-INITIAL for one vehicle should equal 06, and IMPACT POINT-INITIAL for the other vehicle should equal 01-05, 07-11, 99.
	(425P) 5. NUMBER OF VEHICLE FORMS SUBMITTED equals 002 , and MANNER OF COLLISION equals 10,	IMPACT POINT-INITIAL for one vehicle should equal 06, and IMPACT POINT-INITIAL for the other vehicle should equal 06, 99.
	(500F) 6. FIRST HARMFUL EVENT equals 01-11, 15-44, 46-53, 57, 60,	MANNER OF COLLISION must not equal 01-11, 99.
	(510F) 7. FIRST HARMFUL EVENT equals 12-14, 45, 54-55,	MANNER OF COLLISION must not equal 00.
	(A370) 8. FIRST HARMFUL EVENT equals 99,	MANNER OF COLLISION should not equal 00, 01-11.
	(AC1A) 9. FIRST HARMFUL EVENT equals 54,	MANNER OF COLLISION should equal 11.



	IF	THEN
(V450) 10.	NUMBER OF VEHICLE FORMS SUBMITTED equals 002 , and VEHICLE ROLE of both vehicles equals 1,	MANNER OF COLLISION should equal 02.

Special Processing Rules:

	IF	THEN
(420P) 1.	MANNER OF COLLISION equals 07-08,	there must be at least two vehicle forms with IMPACT POINT-INITIAL equal to 01-05, 07-11, 99.
(U030) 2.	UNLIKELY: MANNER OF COLLISION equals 10-11.	

RELATION TO JUNCTION

Format: 2 numeric

Element Values:

Blanks

NON-INTERCHANGE

- 01 Non-Junction
- 02 Intersection
- 03 Intersection Related
- 04 Driveway, Alley Access, etc.
- 05 Entrance/Exit Ramp Related
- 06 Rail Grade Crossing
- 07 Crossover-Related
- 08 Driveway Access Related
- 09 Unknown, Non-Interchange

INTERCHANGE AREA

- 10 Intersection
- 11 Intersection Related
- 12 Driveway Access
- 13 Entrance/Exit Ramp Related
- 14 Crossover-Related
- 15 Other location in Interchange
- 19 Unknown, Interchange Area

- 99 Unknown

Remarks:

This element refers to the location of the FIRST HARMFUL EVENT and not to the location of the commencement of unstabilized situation.

Refer to the following definitions in the current ANSI D16.1 Manual:

- | | |
|--------|--------------|
| 2.5.10 | Intersection |
| 2.5.11 | Junction |
| 2.5.16 | Interchange |



2.5.9.1 Driveway

2.5.17 Ramp

2.5.19 Gore

2.5.9 Driveway Access



2.7.4 Driveway Access Accident

2.7.4.1 Driveway Access Related Accident

2.7.5 Intersection-Related Accident

2.7.7 Interchange Accident

3.8.3.3 Intersections or Interchanges

3.8.3.4 Ramps or Frontage Roads

Be sure to review all of the appropriate diagrams with these definitions.

Intersection (Non-Interchange and Interchange Area):

An at-intersection **crash** is a traffic **crash** in which the First Harmful Event occurs within the limits of an intersection. (See ANSI D16.1 definitions 2.7.3 At Intersection Accident and 2.5.10 Intersection.)

Intersection (Interchange Area): if the First Harmful Event occurs within the intersection of a ramp and the surface roadway:

- It is important to always code **C10** – National Highway System and **C11** – Roadway Function Class for the highest class of trafficway at this intersection.
- However, beginning in 2004, code the highway characteristics for the trafficway which was coded in the top row of **C13** – Trafficway Identifier (i.e., Route Signing, Trafficway Flow, Number of Travel Lanes, Speed Limit, Roadway Alignment, Roadway Profile, Roadway Surface Type, Roadway Surface Condition, and Traffic Control Device/Functioning).

Intersection Related (Non-Interchange and Interchange Area):

An intersection-related **crash** is a traffic **crash** in which the First Harmful Event (1) occurs on an approach to or exit from an intersection and (2) results from an activity, behavior or control related to the movement of traffic units through the intersection. (See ANSI D16.1 definitions 2.7.5 and 2.5.10.)

Entrance/Exit Ramp Related (Non-Interchange and Interchange Area):

Beginning in 2004, code the characteristics of the ramp, when provided by the police or the highway department, instead of the characteristics of the highest class of trafficway to which the ramp is attached. (Example: one travel lane, curved alignment, Trafficway Flow equal to Entrance/Exit Ramp, speed limit of the ramp, and appropriate traffic controls on the ramp, etc.).

An entrance/exit ramp may exist outside an interchange area (i.e. rest area).



Location of First Harmful Event	C19	C20	C21	Code C22 through C30 with respect to:
a. anywhere along ramp including off roadway (not related to an intersection)	13	01-04 06-08,10	6	ramp
b. in intersection with surface surface street within interchange	10	01	1-5	trafficway provided by police or highway dept.
c. in intersection with surface street not within interchange	02	01	1-5	highest class trafficway
d. along ramp and related to an intersection at surface street (within interchange)	11	01-04 06-08, 10	6	ramp
e. along ramp and related to an intersection at surface street (not within interchange)	03	01-04 06-08, 10	1-5	trafficway provided by police or highway dept.

Crossover-Related refers to a turn lane located in the median designated for crossing over from one roadway to another. This only applies to trafficways with separate roadways and a median. At least one vehicle has to be physically in the crossover and the *crash* has to be related to the use of the crossover.



Driveway Access Related – refers to a *crash* that:

- (1) occurs on the trafficway,
- (2) does not occur on a driveway access (**Driveway, Alley Access, etc.**), but
- (3) results from an activity, behavior or control related to the movement of traffic units to or from the driveway access (See ANSI D16.1 Manual 2.5.9).

For examples:

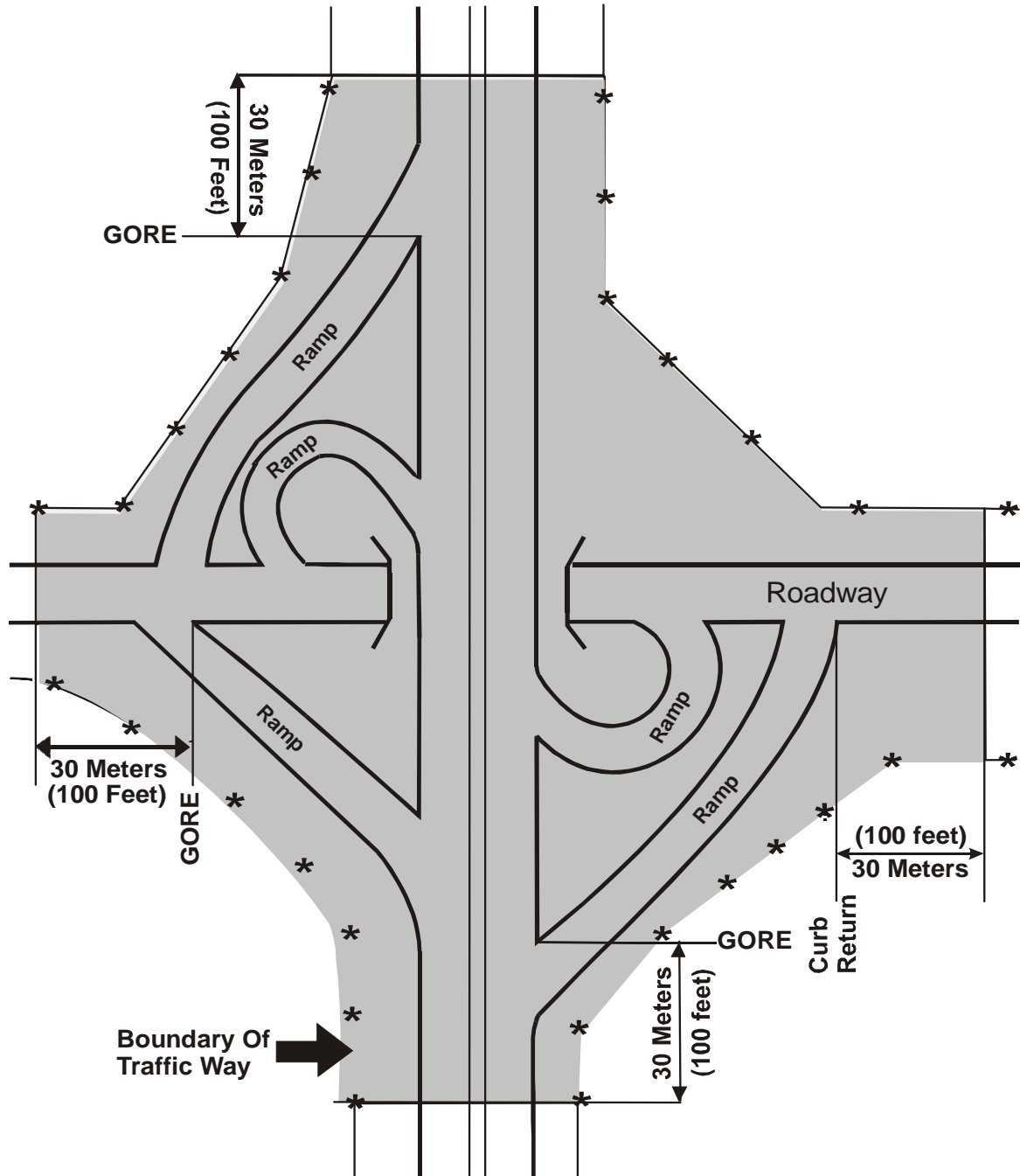
A vehicle attempting to turn left into a driveway from the eastbound lanes is struck broadside by another vehicle traveling in the westbound lanes, or

A vehicle that has just entered the trafficway from a driveway is struck in the rear before it can gain speed.

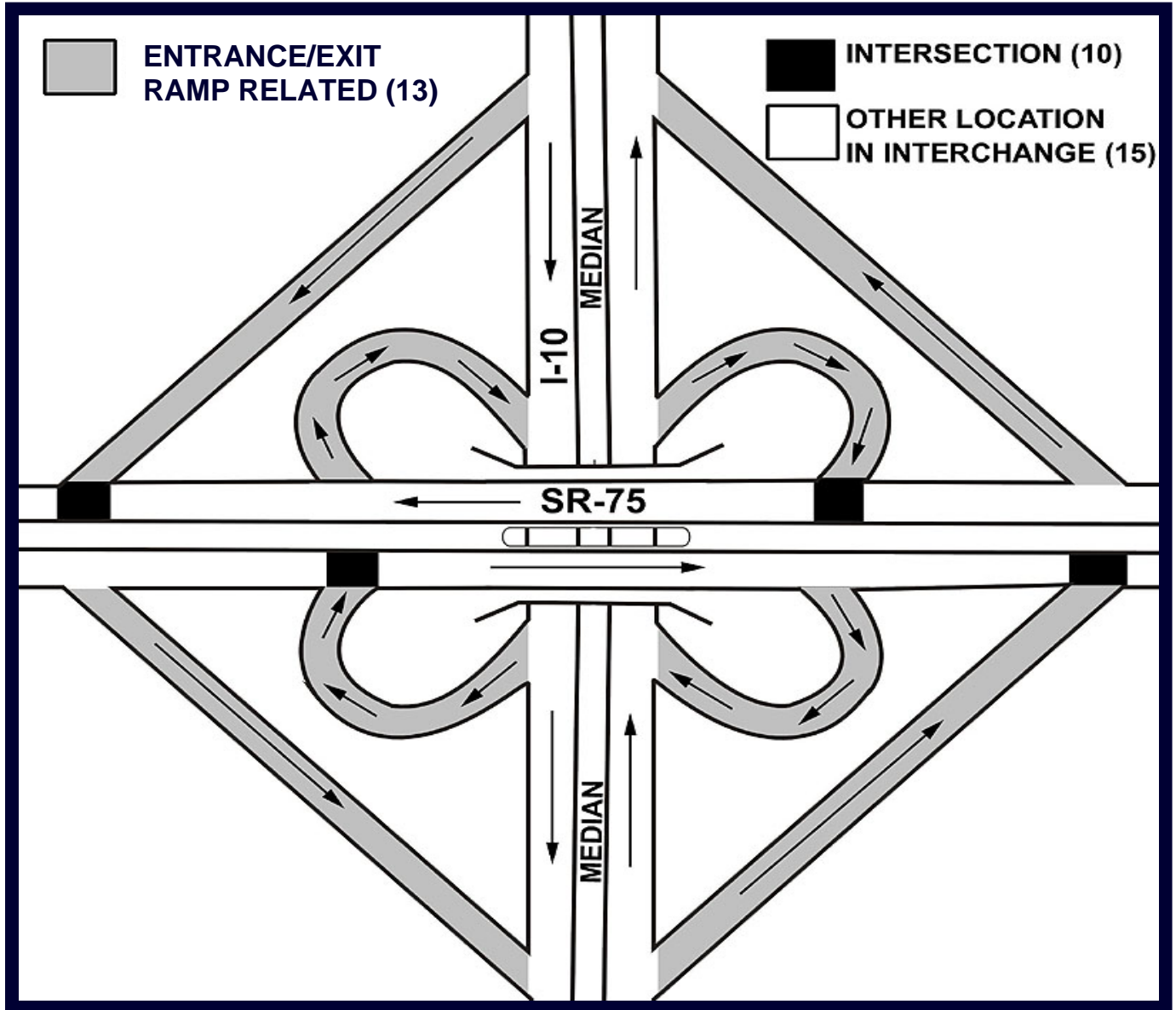
Other Location in Interchange, is used when the First Harmful Event occurs in an area other than those listed in codes “10 - 14.” This will include on-roadway locations within an interchange.

INTERCHANGE ACCIDENTS
Accidents which occur within the shaded area
are interchange accidents

From ANSI D16.1 - 2007 (PG. 30)



The diagram below will help identify Relation to Junction codes **Intersection**, **Entrance/Exit Ramp Related** and **Other Location in Interchange** in an Interchange Area.



Consistency Checks:

	IF	THEN
(1Y0P) 1.	RELATION TO JUNCTION equals 06,	RAIL GRADE CROSSING IDENTIFIER must not equal 0000000.
(730P) 2.	RELATION TO JUNCTION equals 07, 14,	RELATION TO TRAFFICWAY must not equal 04-07, 99.
(740P) 3.	RELATION TO JUNCTION equals 07, 14,	TRAFFICWAY FLOW must equal 2-3.
(750P) 4.	RELATION TO JUNCTION equals 07, 14,	RAIL GRADE CROSSING IDENTIFIER must equal 0000000.
(770P) 5.	RELATION TO TRAFFICWAY equals 07,	RELATION TO JUNCTION must not equal 02, 05, 07, 10-19.
(780P) 6.	RELATION TO TRAFFICWAY equals 10,	RELATION TO JUNCTION must not equal 02, 04, 08, 10, 12.
(A130) 7.	ROADWAY FUNCTION CLASS equals 01-02, 11-13, and RELATION TO JUNCTION does not equal 05, 11, 13,	NUMBER OF TRAVEL LANES should not equal 1.
(A140) 8.	ROADWAY FUNCTION CLASS equals 01-02, 11-12, and RELATION TO JUNCTION does not equal 10-11,	TRAFFICWAY FLOW should not equal 4-5, 9.
(A150) 9.	ROADWAY FUNCTION CLASS equals 01, 11-12,	RELATION TO JUNCTION should not equal 02-04, 06, 08.
(A200) 10.	RELATION TO JUNCTION equals 07, 14,	ROADWAY FUNCTION CLASS should not equal 04-06, 16.

	IF	THEN
(A210)	11. ROADWAY FUNCTION CLASS equals 01, 11-12, and RELATION TO JUNCTION does not equal 10-11, 13,	TRAFFIC CONTROL DEVICE should not equal 01-03, 07, 20, 40, 50, 80.
(A220)	12. ROADWAY FUNCTION CLASS equals 01, 11, and RELATION TO JUNCTION does not equal 10-11, 13,	SPEED LIMIT should not equal 05-40.
(A290)	13. ROUTE SIGNING equals 1,	RELATION TO JUNCTION should not equal 02-04, 06, 08.
(A291)	14. RELATION TO JUNCTION equals 07, 14,	ROUTE SIGNING should not equal 5-6.
(A310)	15. ROUTE SIGNING equals 1, and RELATION TO JUNCTION does not equal 11, 13,	NUMBER OF TRAVEL LANES should not equal 1.
(A320)	16. ROUTE SIGNING equals 1, and RELATION TO JUNCTION does not equal 11, 13,	SPEED LIMIT should not equal 05-40.
(A340)	17. ROUTE SIGNING equals 1, and RELATION TO JUNCTION equals 01,	TRAFFIC CONTROL DEVICE should equal 00.
(A360)	18. RELATION TO JUNCTION equals 07, 14,	ROUTE SIGNING should not equal 4.
(A400)	19. FIRST HARMFUL EVENT equals 13,	RELATION TO JUNCTION should not equal 02-06, 08, 10-13.
(A410)	20. RELATION TO JUNCTION equals 07, 14,	FIRST HARMFUL EVENT should not equal 08-10, 14-15, 55.
(A420)	21. FIRST HARMFUL EVENT equals 10,	RELATION TO JUNCTION should equal 06.
(A440)	22. RELATION TO JUNCTION equals 06,	TRAFFIC CONTROL DEVICE should equal 60-80.

	IF	THEN
(A450)	23. SEQUENCE OF EVENTS equals 10,	RELATION TO JUNCTION should equal 06.
(A460)	24. SEQUENCE OF EVENTS equals 13,	RELATION TO JUNCTION should not equal 02-06, 08, 10-13.
(A610)	25. RELATION TO JUNCTION equals 05, 13,	TRAFFICWAY FLOW should equal 6.
(A611)	26. TRAFFICWAY FLOW equals 6,	RELATION TO JUNCTION should equal 05, 13.
(A790)	27. FIRST HARMFUL EVENT equals 46,	RELATION TO JUNCTION should not equal 01, 07, 14.
(A810)	28. FIRST HARMFUL EVENT equals 46, and RELATION TO JUNCTION does not equal 10-11, 13,	ROADWAY FUNCTION CLASS should not equal 01, 11.
(A820)	29. FIRST HARMFUL EVENT equals 46, and RELATION TO JUNCTION does not equal 10-11, 13,	ROUTE SIGNING should not equal 1.
(A890)	30. RELATION TO JUNCTION equals 01,	TRAFFIC CONTROL DEVICE should not equal 01-03.
(AC0A)	31. RELATION TO JUNCTION equals 02-03, 10-11,	the second TRAFFICWAY IDENTIFIER should not be all blank.
(D530)	32. VIOLATIONS CHARGED equals 36,	RELATION TO JUNCTION should equal 06.

Special Processing Rules:



(A240)	1. ROADWAY FUNCTION CLASS equals 01, 11, and RELATION TO JUNCTION does not equal 10-11, 13,	TRAVEL SPEED should not equal 005-040 .
--------	---	--

RELATION TO TRAFFICWAY

Format: 2 numeric

Element Values:

Blanks	
01	On Roadway
02	Shoulder
03	Median
04	Roadside
05	Outside Trafficway/Outside Right-of-Way
06	Off Roadway – Location Unknown
07	In Parking Lane/Zone
08	Gore
10	Separator
11	Two-way Continuous Left-Turn Lane
99	Unknown

Remarks:

This element is coded as to the location of the First Harmful Event.

See ANSI D16.1 Manual for examples, inclusions and exclusions of Trafficway components.

On Roadway - The Roadway is that part of a trafficway designed, improved and ordinarily used for motor vehicle travel or, where various classes of motor vehicles are segregated, that part of a trafficway used by a particular class. Separate roadways may be provided for northbound and southbound traffic or for trucks and automobiles. The roadway and any shoulder alongside the roadway together make up the road.

Shoulder is that part of a trafficway contiguous with the roadway for emergency use, for accommodation of stopped vehicles and for lateral support of the roadway structure. A shoulder is a design feature of a road and may or may not be paved. Areas off the roadway not designed or improved to accommodate vehicles are considered roadside.

Median is defined as that area of a divided trafficway between parallel roads separating the travel in opposite directions. The principal functions of a median are to provide the desired freedom from interference of opposing traffic, to provide a recovery area for out-of-control vehicles, to provide a stopping area in case of emergencies, to provide for speed change and storage of left-turning and U-turning vehicles, and to minimize headlight glare. Medians may be depressed, raised or flush. Flush medians can be as little as 4-feet wide between roadway edgelines. Painted roadway edgelines four (4) or more feet wide denote medians. Medians of lesser width must have a barrier to be considered a median. Medians do not include “shoulders” and “separators.”

Continuous left-turn lanes are **NOT** considered painted medians.

Roadside refers to a location off the roadway, but inside the trafficway boundaries/right-of-way. It is the outermost part of the trafficway, which lay between the outer property line or other barrier and the edge of the first road encountered in the trafficway.

Outside Trafficway/Outside Right-of-Way is used for areas not open to the public as a matter of right or custom for moving persons or property. This includes property beyond the roadside outside the boundaries of the trafficway. The trafficway (right-of-way) boundaries are generally considered to run from property line to property line. Also, a portion of the trafficway closed for construction is not a trafficway and would be coded “05;” however, that part of the trafficway open to traffic, while the remainder is closed, is a trafficway and would **NOT** be coded **Outside Trafficway/Outside Right-of-Way**.

Off Roadway – Location Unknown refers to a location off the roadway, but its relationship to the trafficway boundaries/right-of-way is not known.

In Parking Lane/Zone refers to a strip of road located on the roadway, or next to the roadway, on which parking is permitted in marked or unmarked spaces. This includes curb-side and edge-of-roadway parking (for example, legal residential parking, city street parking, etc.). Sometimes a strip of roadway can be designated for parking at certain hours of the day (parking lane) and for regular travel at other hours (travel lane). This code should not be used during hours when parking is NOT permitted.

Gore is an area of land where two roadways diverge or converge. The area is bounded on two sides by the edges of the roadways, which join at the point of divergence or convergence. The direction of traffic must be the same on both of these roadways. The area includes **SHOULDERS** or marked pavement if any, between the roadways. The third side is 60 meters (approximately 200 feet) from the point of divergence or convergence or, if any other road is within 70 meters (230 feet) of that point, a line 10 meters (33 feet) from the nearest edge of such road.

Gore Inclusions:

- Areas at rest area entry or exit ramps.
- Areas at truck weight station entry or exit ramps.
- Areas where two main roadways diverge or converge.
- Areas where a ramp and another roadway, or two ramps, diverge or converge.
- Areas where a frontage road and another roadway or two frontage roads, diverge or converge.
- And others.

Gore Exclusions:

- Islands for channelization of vehicle movements.
- Islands for pedestrian refuge.
- And others.

Separator is the area of a trafficway between parallel roads separating travel in the same direction or separating a frontage road from other roads (see Trafficway Diagram in this section). A Separator may be a physical barrier or a depressed, raised, flush or vegetated area between roads.

Two-Way Continuous Left-Turn Lane is for left-turning vehicles in both directions of travel. Vehicles stopped or in motion within a continuous left-turn lane are considered to be in-transport, and should be included.

Consistency Checks:

	IF	THEN
(250P) 1.	RELATION TO TRAFFICWAY equals 03,	TRAFFICWAY FLOW must not equal 1, 4-5, 9.
(580F) 2.	FIRST HARMFUL EVENT equals 14,	RELATION TO TRAFFICWAY must not equal 01.
(730P) 3.	RELATION TO JUNCTION equals 07, 14,	RELATION TO TRAFFICWAY must not equal 04-07, 99.
(770P) 4.	RELATION TO TRAFFICWAY equals 07,	RELATION TO JUNCTION must not equal 02, 05, 07, 10-19.
(780P) 5.	RELATION TO TRAFFICWAY equals 10,	RELATION TO JUNCTION must not equal 02, 04, 08, 10, 12.
(A390) 6.	FIRST HARMFUL EVENT equals 17, 19-43, 52-53, 57,	RELATION TO TRAFFICWAY should not equal 01, 07, 11.

	IF	THEN
(A800)	7. FIRST HARMFUL EVENT equals 46,	RELATION TO TRAFFICWAY should not equal 01-02, 05, 07, 11.
(A870)	8. RELATION TO TRAFFICWAY equals 07,	NUMBER OF TRAVEL LANES should not equal 1.
(A880)	9. RELATION TO TRAFFICWAY equals 07,	TRAFFICWAY FLOW should not equal 2-3, 5.
(A881)	10. RELATION TO TRAFFICWAY equals 11,	TRAFFICWAY FLOW should equal 5.
(A882)	11. RELATION TO TRAFFICWAY equals 07, and TRAFFICWAY FLOW does not equal 6,	ROUTE SIGNING should not equal 1.
(A883)	12. RELATION TO TRAFFICWAY equals 07,	ROADWAY FUNCTION CLASS should not equal 01, 11-12.

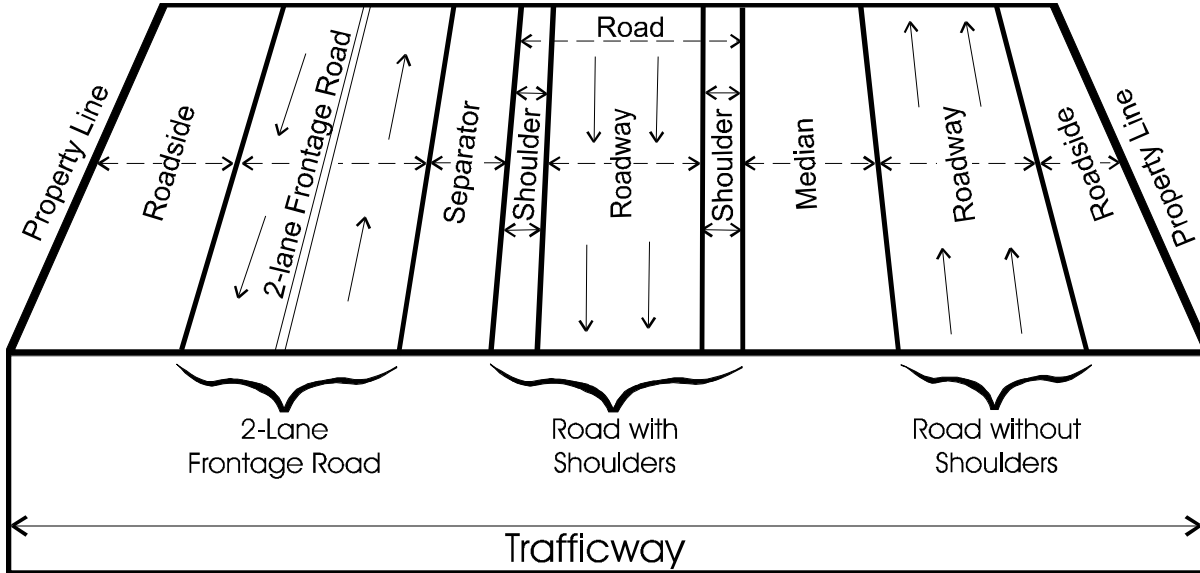
Special Processing Rules:

	IF	THEN
(440F)	1. FIRST HARMFUL EVENT equals 08-09, 15, and RELATION TO TRAFFICWAY equals 01,	there must be at least one Person Level form with NON-OCCUPANT LOCATION equal to 01-04, 09-14, 19, 99.
(450F)	2. FIRST HARMFUL EVENT equals 08-09, 15, and RELATION TO TRAFFICWAY equals 07,	there must be at least one Person Level form with NON-OCCUPANT LOCATION equal to 14.
(460F)	3. FIRST HARMFUL EVENT equals 08-09, 15, and RELATION TO TRAFFICWAY equals 02,	there must be at least one Person Level form with NON-OCCUPANT LOCATION equal to 05, 15.
(470F)	4. FIRST HARMFUL EVENT equals 08-09, 15, and RELATION TO TRAFFICWAY equals 03, 08, 10,	there must be at least one Person Level form with NON-OCCUPANT LOCATION equal to 05, 15, 18, 99.

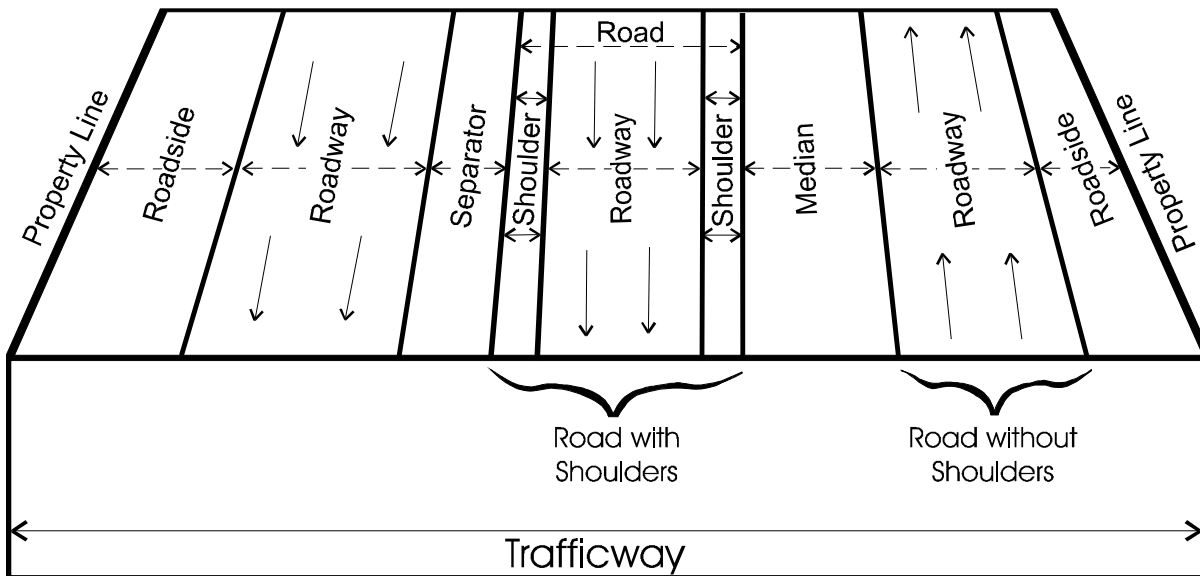
	IF	THEN
(480F)	5. FIRST HARMFUL EVENT equals 08-09, 15, and RELATION TO TRAFFICWAY equals 04, 06,	there must be at least one Person Level form with NON-OCCUPANT LOCATION equal to 05, 09, 16, 18-19, 99.
(490F)	6. FIRST HARMFUL EVENT equals 08-09, 15, and RELATION TO TRAFFICWAY equals 05,	there must be at least one Person Level form with NON-OCCUPANT LOCATION equal to 17.
(530F)	7. FIRST HARMFUL EVENT equals 08-09, 15, and RELATION TO TRAFFICWAY equals 99,	there must be at least one Person Level form with NON-OCCUPANT LOCATION equal to 09, 19, 99.
(531F)	8. FIRST HARMFUL EVENT equals 08-09, 15, and RELATION TO TRAFFICWAY equals 11,	there must be at least one Person Level form with NON-OCCUPANT LOCATION equal to 11-13.

Trafficway
From ANSI D16.1 2007

**TRAFFICWAY WITH
FRONTAGE ROAD**



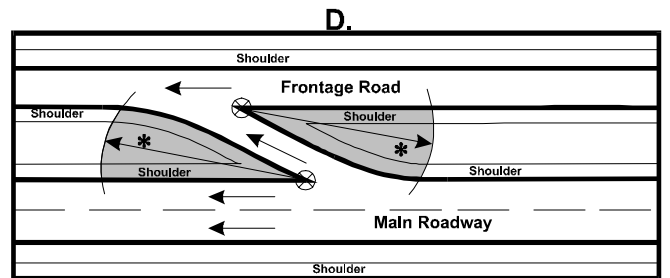
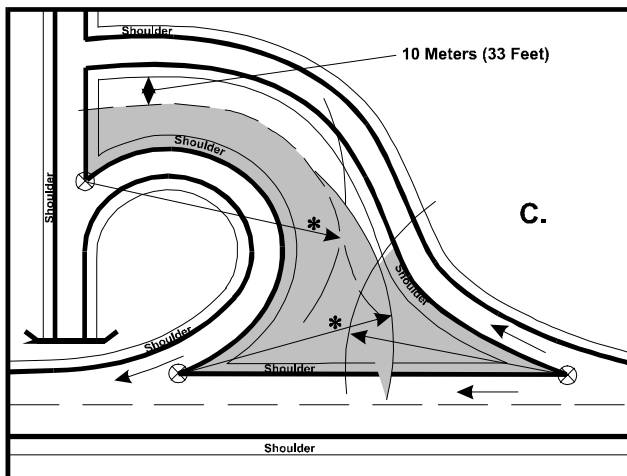
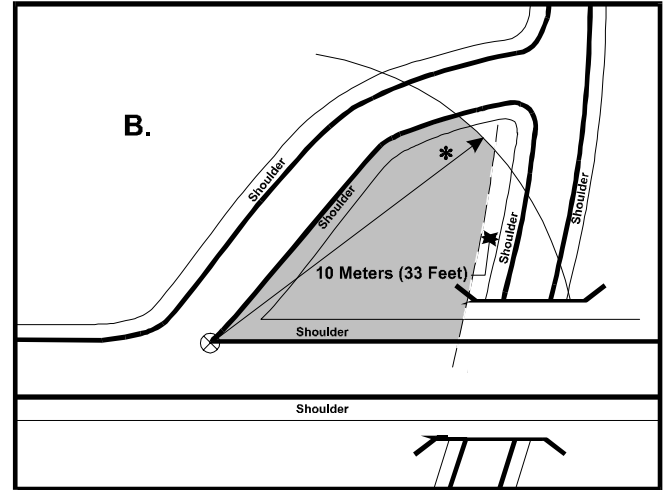
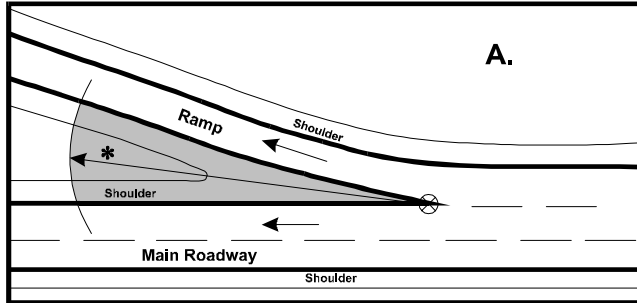
**TRAFFICWAY WITH MULTIPLE ROADWAYS
IN THE SAME DIRECTION**



GORE (2.5.19)

 Gore

* Radius of 60 Meters
(About 200 Feet)



TRAFFICWAY FLOW

Format: 1 numeric

Element Values:

- Blank
- 1 Not Physically Divided (Two-Way Trafficway)
- 5 Not Physically Divided (With Two-way Continuous Left-Turn Lane)
- 2 Divided Highway, Median Strip (Without Traffic Barrier)
- 3 Divided Highway, Median Strip (With Traffic Barrier)
- 4 One-Way Trafficway
- 6 Entrance/Exit Ramp
- 9 Unknown

Remarks:



This variable should be coded in accordance with the roadway selected as discussed in the remarks section under Roadway Function Class (**C11**).

A trafficway may include several roadways if it is a physically divided highway. Trafficways are not physically divided unless the divider is a median, barrier, or other constructed device. Pavement markings do qualify. Refer to the definition of a median under Relation To Trafficway.

All traffic barriers are constructed on a median strip; therefore, if a traffic barrier exists on a divided highway, **Divided Highway, Median Strip (With Traffic Barrier)** must be used. If it is not known whether or not a barrier exists, assume one does not and use **Divided Highway, Median Strip (Without Traffic Barrier)** (that is, if a median is known to exist).

Traffic Barrier: refers to a physical structure such as a guardrail, a concrete safety barrier or a rock wall which has the primary function of preventing cross-median travel by deflecting and redirecting vehicles along the roadway on which they were traveling. Therefore, trees, curbing, rumble strips and drain depressions are not barriers.

Consistency Checks:

	IF	THEN
(250P)	1. RELATION TO TRAFFICWAY equals 03,	TRAFFICWAY FLOW must not equal 1, 4-5, 9.

	IF	THEN
(740P)	2. RELATION TO JUNCTION equals 07, 14,	TRAFFICWAY FLOW must equal 2-3.
(A140)	3. ROADWAY FUNCTION CLASS equals 01-02, 11-12, and RELATION TO JUNCTION does not equal 10-11,	TRAFFICWAY FLOW should not equal 4-5, 9.
(A300)	4. ROUTE SIGNING equals 1,	TRAFFICWAY FLOW should not equal 1, 4-5.
(A470)	5. TRAFFICWAY FLOW equals 1-3, 5,	NUMBER OF TRAVEL LANES should not equal 1.
(A481)	6. TRAFFICWAY FLOW equals 6,	NUMBER OF TRAVEL LANES should equal 1.
(A490)	7. TRAFFICWAY FLOW equals 2-3, 5,	ROADWAY SURFACE TYPE should not equal 4-5, 8.
(A610)	8. RELATION TO JUNCTION equals 05, 13,	TRAFFICWAY FLOW should equal 6.
(A611)	9. TRAFFICWAY FLOW equals 6,	RELATION TO JUNCTION should equal 05, 13.
(A720)	10. ROADWAY FUNCTION CLASS equals 01-02, 11-12, and NUMBER OF TRAVEL LANES equals 1, 3,	TRAFFICWAY FLOW should not equal 1.
(A880)	11. RELATION TO TRAFFICWAY equals 07,	TRAFFICWAY FLOW should not equal 2-3, 5.
(A881)	12. RELATION TO TRAFFICWAY equals 11,	TRAFFICWAY FLOW should equal 5.
(A882)	13. RELATION TO TRAFFICWAY equals 07, and TRAFFICWAY FLOW does not equal 6,	ROUTE SIGNING should not equal 1.
(AM2P)	14. FIRST HARMFUL EVENT, MOST HARMFUL EVENT or SEQUENCE OF EVENTS equals 25 or 57,	TRAFFICWAY FLOW should equal 3.

NUMBER OF TRAVEL LANES

Format: 1 numeric

Element Values:

- Blank
- 1 One lane
- 2 Two lanes
- 3 Three lanes
- 4 Four lanes
- 5 Five lanes
- 6 Six lanes
- 7 Seven or more lanes
- 9 Unknown

Remarks:



Refer to the Remarks section under Roadway Function Class (**C11**).

A roadway (the travel lanes) is one part of a divided trafficway or, if undivided, the same as the travel lanes of the trafficway.

Only lanes open for travel should be counted. Turn lanes are therefore excluded.

This also excludes Continuous Left-Turn Lanes (which are considered “turn lanes”).

Consistency Checks:

	IF	THEN
(A130)	1. ROADWAY FUNCTION CLASS equals 01-02, 11-13, and RELATION TO JUNCTION does not equal 05, 11, 13,	NUMBER OF TRAVEL LANES should not equal 1.
(A310)	2. ROUTE SIGNING equals 1, and RELATION TO JUNCTION does not equal 11, 13,	NUMBER OF TRAVEL LANES should not equal 1.

	IF	THEN
(A470)	3. TRAFFICWAY FLOW equals 1-3, 5,	NUMBER OF TRAVEL LANES should not equal 1.
(A481)	4. TRAFFICWAY FLOW equals 6,	NUMBER OF TRAVEL LANES should equal 1.
(A500)	5. NUMBER OF TRAVEL LANES equals 3-7,	ROADWAY SURFACE TYPE should not equal 4-5, 8.
(A720)	6. ROADWAY FUNCTION CLASS equals 01-02, 11-12, and NUMBER OF TRAVEL LANES equals 1, 3,	TRAFFIC FLOW should not equal 1.
(A870)	7. RELATION TO TRAFFICWAY equals 07,	NUMBER OF TRAVEL LANES should not equal 1.

SPEED LIMIT

Format: 2 numeric

Element Values:

Blanks	Actual Posted or Statutory Miles Per Hour* Except:
	00 No Statutory Limit
	99 Unknown

Remarks:



Refers to the highway speed limit that is operational at the time and place of the **crash** whether physically displayed or not.

Disregard advisory or other speed signs since they do not indicate the legal speed limit.

Acceptable speed limits are in 5 mph increments.

Accurate coding of Speed Limit is extremely important. Do not rely solely on the **Police Accident Report (PAR)**. Check with the State Highway Department as well.

No Statutory Limit is used when there is no posted speed limit and no law that governs the maximum speed you can drive (dirt roads, private roads open to the public).

When coding Speed Limit for roadways with two different speed limits (for north and south-bound lanes), use the speed limit for the direction of travel where the unstabilized situation begins.

When a roadway has a different speed limit for different types of vehicles, code SPEED LIMIT the speed limit that is applicable to passenger cars.

EXAMPLE:

A rural Interstate highway has a speed limit of 65 MPH for passenger cars, but the same road has a 55 MPH speed limit for heavy trucks/buses.

Circumstance 1: A single vehicle (passenger car) **crash**.
Speed Limit (**C23**) = 65 MPH

Circumstance 2: A single vehicle (heavy truck/bus) **crash**.
Speed Limit (**C23**) = 65 MPH

Circumstance 3: A two-vehicle **crash**, (passenger car and heavy truck/bus)
crash.
Speed Limit (**C23**) = 65 MPH

Logic:

Our statisticians feel that it would be more representative to code the Speed Limit of the majority of the traffic, namely the passenger car. In addition, they feel that by identifying the car speed limit of 65 MPH, they can then determine the truck speed limit by reviewing the state's speed limit law.

(The reverse is not necessarily true.)

When coding Speed Limit on On-Off Ramps (i.e., when the First Harmful Event occurs on the ramp), consider the following:

- A. When a ramp has a posted Speed Limit - a regulatory (black on white) sign, not an advisory (black on yellow) one - the posted speed should be coded.
- B. When there is an advisory speed limit or no sign at all, you should:
 - 1. Check with your State Highway Department to see if there is an implicit speed limit for all unmarked ramps. If there is, code speed limit.
 - 2. If there is not; code the speed limit of the controlled access highway.

*** Values less than 15 mph are unlikely occurrences and will raise an error flag.**

Consistency Checks:

	IF	THEN
(1T0P) 1.	SPEED LIMIT is greater than 55, and not equal to 99,	ROADWAY FUNCTION CLASS should not equal 15-16.
(A220) 2.	ROADWAY FUNCTION CLASS equals 01, 11, and RELATION TO JUNCTION does not equal 10-11, 13,	SPEED LIMIT should not equal 05-40.

	IF	THEN
(A320)	3. ROUTE SIGNING equals 1, and RELATION TO JUNCTION does not equal 11, 13,	SPEED LIMIT should not equal 05-40.
(A700)	4. SPEED LIMIT is greater than 65,	ROUTE SIGNING should equal 1-4.
(A830)	5. FIRST HARMFUL EVENT equals 46,	SPEED LIMIT should be less than 55.
(A900)	6. SPEED LIMIT equals 60, 65,	ROADWAY FUNCTION CLASS should not equal 05-06, 14-16.

ROADWAY ALIGNMENT

Format: 1 numeric

Element Values:

- Blank
- 1 Straight
- 2 Curve
- 9 Unknown

Remarks:



Should be obtained from the **crash** report or the State Highway Department.

ROADWAY PROFILE

Format: 1 numeric

Element Values:

- Blank
- 1 Level
- 2 Grade
- 3 Hillcrest
- 4 Sag
- 9 Unknown

Remarks:



This element is coded in reference to the commencement of the unstabilized event.

Should be obtained from the **crash** report or the State Highway Department.

A dip on the road is not the same as a sag. A sag is a design feature whereas a dip is a flaw. The minimum length of a sag is 100 feet.

ROADWAY SURFACE TYPE

Format: 1 numeric

Element Values:

- Blank
- 1 Concrete
- 2 Blacktop, Bituminous, or Asphalt
- 3 Brick or Block
- 4 Slag, Gravel or Stone
- 5 Dirt
- 8 Other
- 9 Unknown

Remarks:



Should be obtained from the **crash** report or the State Highway Department.

If the **Police Accident Report (PAR)** lists more than one type, choose the type with the lowest number. For example, if the PAR indicates Dirt/Gravel, then use **Slag, Gravel or Stone**.

Consistency Checks:

	IF	THEN
(A160) 1.	ROADWAY FUNCTION CLASS equals 01-02, 04, 11-13, 15,	ROADWAY SURFACE TYPE should not equal 3-5, 8.
(A170) 2.	ROADWAY SURFACE TYPE equals 5,	ROADWAY FUNCTION CLASS should not equal 01-03, 11-15.
(A330) 3.	ROUTE SIGNING equals 1-2,	ROADWAY SURFACE TYPE should not equal 3-5, 8.
(A490) 4.	TRAFFICWAY FLOW equals 2-3, 5,	ROADWAY SURFACE TYPE should not equal 4-5, 8.
(A500) 5.	NUMBER OF TRAVEL LANES equals 3-7,	ROADWAY SURFACE TYPE should not equal 4-5, 8.

ROADWAY SURFACE CONDITION

Format: 1 numeric

Element Values:

- Blank
- 1 Dry
- 2 Wet
- 3 Snow or Slush
- 4 Ice/Frost
- 5 Sand, Dirt, Mud, Gravel
- 6 Water (standing or moving)
- 7 Oil
- 8 Other
- 9 Unknown

Remarks:



Those conditions noted by the investigation officer. May be present without having contributed to the **crash**.

Wet describes a roadway surface that is covered with water from rain or melted snow.

Snow or Slush describes a roadway surface that is covered with snow. Slush - describes a roadway surface that is covered with melting snow.




Ice/Frost includes a roadway covered with ice from freezing rain.

Sand, Dirt, Mud, Gravel. Sand includes sand on the roadway as a result of sand blown by wind or sand discharged on the roadway by highway trucks. Dirt, Mud, Gravel indicates these substances presence on the surface of the roadway at the crash location, not the surface type of the roadway by design.

Water (standing or moving) describes a roadway surface that is covered with water and typically localized. See Related Factors-**Crash** Level code **Surface Under Water** to see if it applies.

Oil includes fuel spilled on the roadway.

Consistency Checks:

	IF	THEN
	(1A1P) 1. RELATED FACTORS- CRASH LEVEL equals 05,	ROADWAY SURFACE CONDITION must equal 6.
	(810P) 2. any RELATED FACTOR- CRASH LEVEL equals 05,	ROADWAY SURFACE CONDITION must equal 6.
	(A040) 3. CRASH MONTH equals 05-09,	ROADWAY SURFACE CONDI- TION should not equal 3-4.

Special Processing Rule:

(A510) 1.	any ATMOSPHERIC CONDITIONS equals 2-4,	ROADWAY SURFACE CONDI- TION should not equal 1, 8-9.
-----------	---	---



WORK ZONE

Format: 1 numeric

Element Values:

Blank	
0	None
1	Construction
2	Maintenance
3	Utility
4	Work Zone, Type Unknown

Remarks:



This data element captures that this was a “Work Zone Accident” as defined in ANSI D16.1. If the crash is a work zone crash, work zone type must be clearly distinguished within the case materials; otherwise Work Zone, Type Unknown should be used.

The use of these codes does not imply that the crash was caused by the construction, maintenance or utility activity.

Work Zone:

A work zone is **defined as** an area of a trafficway where construction, maintenance or utility work activities are identified by warning signs/signals/ indicators, including those on transport devices (e.g., signs, flashing lights, channelizing devices, barriers, pavement markings, flagmen, warning signs and arrow boards mounted on the vehicles in a mobile maintenance activity) that mark the beginning and end of a construction, maintenance or utility work activity. It extends from the first warning sign, signal or flashing lights to the END ROAD WORK sign or the last traffic control device pertinent for that work activity. Work zones also include roadway sections where there is ongoing, moving (mobile) work activity such as lane line painting or roadside mowing only if the beginning of the ongoing, moving (mobile) work activity is designated by warning signs or signals.

Work Zone Crash:

A work zone **crash** is a motor vehicle traffic **crash** in which the first harmful event occurs within the boundaries of a work zone or on an approach to or exit from a work zone, resulting from an activity, behavior or control related to the movement of the traffic units through the work zone.



See 7th Edition of ANSI D16.1 definitions of “Work Zone” and “Work Zone Accident” for inclusions and exclusions.

To determine which attribute is appropriate, the duration of the work must be considered. If the work is short-term (i.e., takes less than one period of daylight and is not performed during hours of darkness), Maintenance or Utility are applicable. If the maintenance or utility work is long-term, Construction must be used.

None is used when it is reasonably certain that the crash is not considered a work zone crash as defined above.



Construction is used when *the available information indicates that* there is long-term stationary construction such as building a new bridge, adding travel lanes to the roadway, extending an existing trafficway, etc. Highway construction includes construction of appurtenances such as guardrails or ditches, surveying activity, installation of utilities within the right-of-way, etc.



Maintenance is used when *the available information indicates that* there are work activities, including moving work activities, such as striping the roadway, median and roadside grass mowing/landscaping, pothole repair, snowplowing, etc., where there are warning signs or signals marking the beginning of the moving work area.



Utility is used when *the available information indicates that* there is short-term stationary work such as repairing/maintaining electric, gas, water lines or traffic signals. The utility company must perform the work.

Work Zone, Type Unknown is used when there is insufficient information to distinguish between construction, maintenance **or** utility.

Consistency Checks:



	IF	THEN
(AL2P) 1.	SEQUENCE OF EVENTS equals 45,	WORK ZONE should equal 1-4.

TRAFFIC CONTROL DEVICE

Format: 2 numeric

Element Values:

Blanks	
00	No Controls

Not At Railroad Grade Crossing

Highway Traffic Signals

- | | |
|----|---|
| 01 | Traffic control signal (on colors) without pedestrian signal |
| 02 | Traffic control signal (on colors) with pedestrian signal |
| 03 | Traffic control signal (on colors) not known whether or not pedestrian signal |
| 04 | Flashing traffic control signal |
| 05 | Flashing beacon |
| 06 | Flashing highway traffic signal, type unknown or other than traffic control or beacon |
| 07 | Lane use control signal |
| 08 | Other highway traffic signal |
| 09 | Unknown highway traffic signal |

Regulatory Signs

- | | |
|----|------------------------------|
| 20 | Stop Sign |
| 21 | Yield Sign |
| 28 | Other regulatory sign |
| 29 | Unknown type regulatory sign |

School Zone Signs

- | | |
|----|---------------------------------|
| 30 | School speed limit sign |
| 31 | School advance or crossing sign |
| 38 | Other school related sign |
| 39 | Unknown type school zone sign |

Warning Signs

- | | |
|----|-------------------------|
| 40 | Warning Sign |
| 41 | Electronic Warning Sign |

Miscellaneous not at Railroad Crossing

50 Officer, crossing guard, flagman, etc.

At Railroad Grade Crossing

Active Devices

- 60 Gates
- 61 Flashing Lights
- 62 Traffic Control Signal
- 63 Wigwags
- 64 Bells
- 68 Other train activated device
- 69 Active device, type unknown

Passive Devices

- 70 Cross bucks
- 71 Stop sign
- 72 Other railroad crossing sign
- 73 Special warning device - watchman, flagged by crew
- 78 Other passive device
- 79 Passive device, type unknown

Miscellaneous Devices at Railroad Crossing

- 80 Grade crossing controlled, type unknown

Whether or not at Railroad Grade Crossing

- 98 Other
- 99 Unknown

Remarks:



Code this element whether the device was functioning or not. If more than one device is present, code the highest device (lowest number on list) most related to the **crash**.

There are two exceptions:

1. One exception is **Officer, crossing guard, flagman, etc. Officer, crossing guard, flagman, etc.** takes precedence over the entire list.
2. The other exception is a Regulatory Speed Limit Sign. You may have a Regulatory Speed Limit Sign along with another Traffic Control Device (for example, a Warning Sign for a dangerous condition in which the

Warning Sign is more relevant in the **crash**). In this case, the Warning Sign is more appropriate to code.

Pavement markings are not considered as traffic control devices.

Flashing Beacon has a single head and flashes as opposed to the rest of codes “01-09” which have several heads, as in red-yellow-green on colors signal.

If a flashing red beacon appears with a stop sign, the proper code is **Flashing Beacon**.

Other Highway Traffic Signal should be coded when a School Bus uses flashing lights to control traffic around the bus, regardless of any additional signs the school bus uses. For example, a school bus uses flashing lights and a stop sign on an arm to stop traffic around the school bus.

Codes “30-39” should only be used if the **crash occurred during the time the sign was in effect.**

Regulatory Signs – Codes “20-29”

Regulatory signs inform highway users of traffic laws or regulations and indicate the applicability of legal requirements that would not otherwise be apparent.

Examples of Regulatory Signs other than **Stop Sign** or **Yield Sign** are: Speed Limit signs, Turn Prohibition signs, Do Not Pass and Do Not Enter signs, Wrong-way and One-way signs, Road Closed signs and Hazardous Cargo signs.

Warning Signs – Codes “40-41”

Warning signs are used when it is deemed necessary to warn traffic of existing or potentially hazardous conditions on or adjacent to a highway or street.

Warning Sign is used for Advisory speed signs

Examples of Advisory Signs are: Changes in Horizontal Alignment signs (Hill, Curve, etc.), Road Narrows, Divided Road/Divided Road Ends, Low Clearance, Road Surface Condition signs (Bump, Slippery When Wet, etc.), Traffic Flow signs (Merge, Two-way Traffic, No Passing Zone etc.).




Electronic Warning Sign includes: temporary warning or advisory signs attached to a vehicle or other portable, stationary devices (e.g., “Lane Closed” yellow flashing arrows due to maintenance activities).

Use **Lane Use Control Signal** for permanent lane control electronic devices (i.e., overhead lights or “X” indicating lane open or closed on bridges or at tollbooths).

If there is a question as to which type a sign is, consult the Manual of Uniform Traffic Control Devices (MUTCD). Generally, the appropriate code should be used if a party to the **crash** failed to heed the sign, was in a position to be controlled by the sign, or the sign has some relationship to the **crash**. For example, **Stop Sign** for a **crash** at a four-legged, two-way stop intersection where a driver fails to stop at the stop sign and collides with another vehicle. Conversely, at the same intersection, a driver on an approach not controlled by a stop sign loses control and strikes a utility pole. In this case, **Stop Sign** would not be appropriate. **Warning Sign** would be appropriate for a vehicle that fails to negotiate a curve that is posted with a warning sign. Also use **Warning Sign** for the flashing lights on an approaching train.

Another set of questions arises from the issue of proximity of the device to the **crash**. Analysts' judgment must be applied in these situations. Typical signs which create such problems are speed limit signs where a party to the **crash** may be speeding; "Do Not Pass" signs where a no passing zone extends for miles but is only marked at the beginning of the zone; Pedestrians, etc. Prohibited signs at entrances to freeways but a pedestrian **crash** occurs on the freeway between interchanges; and other such signs which may pertain to a significant length of road. In these instances, if the **crash** occurs within reasonably close proximity of the sign and the sign type is relevant to the **crash** then it may be appropriate to code the sign.

Consistency Checks:

	IF	THEN
	(520F) 1. FIRST HARMFUL EVENT equals 10,	TRAFFIC CONTROL DEVICE must not equal 01-09, 20-50, 98.
	(610P) 2. TRAFFIC CONTROL DEVICE equals 00,	TRAFFIC CONTROL DEVICE FUNCTIONING must equal 0.
	(640F) 3. TRAFFIC CONTROL DEVICE equals 30-31, 38-39,	RELATED FACTORS- CRASH LEVEL should equal 21.
	(641F) 4. RELATED FACTORS- CRASH LEVEL equals 21,	TRAFFIC CONTROL DEVICE should not equal 00.
	(642F) 5. TRAFFIC CONTROL DEVICE equals 00,	RELATED FACTORS- CRASH LEVEL should not equal 21.
	(650P) 6. TRAFFIC CONTROL DEVICE equals 60-80,	RAIL GRADE CROSSING IDENTIFIER must not equal 0000000.

	IF	THEN
(660P)	7. TRAFFIC CONTROL DEVICE is not equal to 00,	TRAFFIC CONTROL DEVICE FUNCTIONING must not equal 0.
(A210)	8. ROADWAY FUNCTION CLASS equals 01, 11-12, and RELATION TO JUNCTION does not equal 10-11, 13,	TRAFFIC CONTROL DEVICE should not equal 01-03, 07, 20, 40, 50, 80.
(A340)	9. ROUTE SIGNING equals 1, and RELATION TO JUNCTION equals 01,	TRAFFIC CONTROL DEVICE should equal 00.
(A440)	10. RELATION TO JUNCTION equals 06,	TRAFFIC CONTROL DEVICE should equal 60-80.
(A520)	11. SEQUENCE OF EVENTS equals 10,	TRAFFIC CONTROL DEVICE should not equal 01-09, 20-50, 98.
(A530)	12. VEHICLE MANEUVER equals 10-11,	TRAFFIC CONTROL DEVICE should equal 01-03.
(A770)	13. FIRST HARMFUL EVENT equals 46,	TRAFFIC CONTROL DEVICE should equal 01-04.
(A780)	14. FIRST HARMFUL EVENT equals 46,	TRAFFIC CONTROL DEVICE should not equal 00.
(A890)	15. RELATION TO JUNCTION equals 01,	TRAFFIC CONTROL DEVICE should not equal 01-03.

TRAFFIC CONTROL DEVICE FUNCTIONING

Format: 1 numeric

Element Values:

- Blank
- 0 No Controls
- 1 Device Not Functioning
- 2 Device Functioning – Functioning Improperly
- 3 Device Functioning Properly
- 9 Unknown

Remarks:



Coded with respect to Traffic Control Device (**C29**).

Device Not Functioning is used when the device is not functioning at all (e.g., signal out, sign knocked down).

Device Functioning – Functioning Improperly is used when the device was functioning to an extent but not as intended (e.g., red signal lamp burned out, sign twisted or obscured by vegetation).



Unless specifically noted and Traffic Control Device (**C29**) is not equal to **No Control**, assume that the device was functioning properly (**Device Functioning Properly**).



Unknown is used if the *Police Accident Report (PAR)* notes that it is unknown whether the device was functioning or not.

Consistency Checks:

	IF	THEN
(610P)	1. TRAFFIC CONTROL DEVICE equals 00,	TRAFFIC CONTROL DEVICE FUNCTIONING must equal 0.
(660P)	2. TRAFFIC CONTROL DEVICE is not equal to 00,	TRAFFIC CONTROL DEVICE FUNCTIONING must not equal 0.

LIGHT CONDITION

Format: 1 numeric

Element Values:



Blank

1 Daylight

2 Dark - **Not Lighted**

3 Dark - Lighted

4 Dawn

5 Dusk



6 **Dark - Unknown Lighting**

7 **Other**

9 Unknown

Remarks:



This element records the type/level of light that existed at the time of the crash as reported in the case materials.

Dark - Not Lighted is used when the available information describes a condition where no “natural” light exists and no overhead “man-made” lighting is present on the roadway where the crash occurs.

Dark - Lighted is used when the available information describes a condition where no “natural” light exists but there is overhead “man-made” lighting on the roadway where the crash occurs. Lighted areas will generally include streets within cities or towns and some interchange areas. This does not include lighting from store fronts, houses, parking lots, etc.

Dawn describes the transition period going from “dark of night” to a daylight condition. This is typically the 30 minute period before the sun rises.

Dusk describes the transition period going from a daylight condition to the “dark of night”. This is typically the 30 minute period after the sun sets.

Dark - Unknown Lighting is used if it cannot be determined if Dark - Not Lighted or Dark - Lighted applies.

Other is used when the conditions above do not apply.

Unknown is used when there is no information available on light condition at the time of the crash.

Sometimes the case materials will have conflicting information because more than one light condition is indicated in the coded boxes and/or the narrative. If necessary, use the crash time to aid in determining the “best” attribute.

Rules for determining applicable attribute:

1. **If Dawn or Dusk are marked then use the crash time to select either Dawn or Dusk.**
2. **If Dark-Lighted and Dawn are marked then use Dawn.**
3. **If Dark-Lighted and Dusk are marked then use Dusk.**
4. **If Dark and Dusk are marked then use Dusk.**
5. **If Dark and Dawn are marked then use Dawn.**
6. **If more than 2 attributes are checked then use Unknown.**

Consistency Checks:



	IF	THEN
(220P) 1.	LIGHT CONDITION equals 4, and STATE is not equal to 02,	CRASH TIME must equal 0300- 0900 , 9999 .
(2300) 2.	LIGHT CONDITION equals 5, and STATE does not equal 02,	CRASH TIME must equal 1600- 2200 , 9999 ,
(A010) 3.	STATE equals 02, and LIGHT CONDITION equals 4,	CRASH TIME should equal 0300- 1000 , 9999.
(A020) 4.	STATE equals 02, and LIGHT CONDITION equals 5,	CRASH TIME should equal 1500-2359 , 9999.
(A050) 5.	CRASH TIME equals 0900- 1600 ,	LIGHT CONDITION should not equal 2- 6 .
(A060) 6.	CRASH TIME equals 2300- 0400 ,	LIGHT CONDITION should not equal 1, 4-5, 9.

ATMOSPHERIC CONDITIONS

Format: 1 numeric - occurring 2 times

Element Values:

Blank	
0	No Additional Atmospheric Conditions
1	Clear/Cloudy (No Adverse Conditions)
2	Rain
3	Sleet (Hail)
4	Snow or Blowing Snow
5	Fog, Smog, Smoke
6	Severe Crosswinds
7	Blowing Sand, Soil, Dirt
8	Other
9	Unknown

Remarks:

Starting 2007, this element is divided into Subfield 1 and Subfield 2. They share the same attributes for recording up to two applicable atmospheric conditions.

Refer to those conditions noted by the investigating officer. May be present without being a RELATED FACTOR.

No Additional Atmospheric Conditions should only be used for the second Atmospheric Condition subfield, when there is no second Atmospheric Condition listed on your case documentation.

Clear/Cloudy (No Adverse Conditions) includes partial cloudiness if sunlight is not diminished. Cloudy - usually "overcast" but may include partial cloudiness if light is diminished.

Rain - Mist should be coded **Rain**.

Sleet (Hail) this attribute would apply to conditions where precipitation is falling as ice (sleet/hail) or when it is falling as liquid (rain) and then freezing on the roadway.

Snow or Blowing Snow is used when precipitation is falling as snow at the time of the crash. Blowing Snow - applies to snow that is falling and/or to snow that has fallen to the ground and is set aloft by wind.

Fog, Smog, Smoke refers to a natural or man-made condition that causes reduced visibility.

Severe Crosswinds refers to winds traveling at an angle with respect to the travel lanes at velocities significant enough to create a risk that vehicles could be diverted from their path or high profile vehicles could be blown over. These are winds that are strong enough to affect vehicle stability.

Blowing Sand, Soil, Dirt refers to particulate matter set aloft by winds creating a condition of reduced visibility which constitutes a hazard for vehicles operating in the area. This code should be used for “dust storms”. This code should not be used in conjunction with **Severe Crosswinds** unless the winds are affecting vehicle stability in addition to reducing visibility.

Consistency Checks:



	IF	THEN
(A030)	1. CRASH MONTH equals 05-09,	ATMOSPHERIC CONDITIONS should not equal 3-4.
(A510)	2. any ATMOSPHERIC CONDITIONS equals 2-4,	ROADWAY SURFACE CONDITION should not equal 1, 8-9.
(AT10)	3. first ATMOSPHERIC CONDITIONS equals 1, 9,	second ATMOSPHERIC CONDITIONS must equal 0.
(AT20)	4. first ATMOSPHERIC CONDITIONS equals 1-8,	second ATMOSPHERIC CONDITIONS must not equal 9.

Special Processing Rules:



	IF	THEN
(AT00)	1. An ATMOSPHERIC CONDITIONS 1-9 can be used only once per crash .	
(AT30)	2. First ATMOSPHERIC CONDITIONS must not equal 0.	

SCHOOL BUS RELATED

Format: 1 numeric

Element Values:

Blank	
0	No
1	Yes*

Remarks:



This data element indicates if a school bus, or motor vehicle functioning as a school bus, is related to the crash. The “school bus” can be:

- ***with or without a passenger(s) on board***
- ***involved as a contact motor vehicle, or***
- ***indirectly involved as a non-contact motor vehicle***

No is used when there is no indication of a school bus, or motor vehicle functioning as a school bus, being involved in the crash.

Yes is used when there is any indication that a school bus, or vehicle functioning as a school bus, is involved in any component of the crash.

For directly involved or contacted vehicles, Yes must be selected if the Special Use data element equals “School bus”.

To capture those instances where the vehicle is involved indirectly (non-contact vehicles) the following rules apply:

- ***If the case materials indicate “School Bus” the assumption is that the Law Enforcement agency conformed to the definition of school bus, thus Yes School Bus Related.***
- ***If there is no indication that a school bus was indirectly involved No must be selected.***

Examples of School Bus Related (indirectly):

1. ***A police reported “school bus” stops on the roadway. Subsequently an approaching motor vehicle swerves to avoid the stopped bus and contacts another motor vehicle head-on.***

2. A police report indicates that a “child” exited a “school bus” and was crossing in front of the stopped bus when a vehicle passed the bus on the left side and struck the child.

3. A line of cars is stopped for a school bus which is discharging passengers. A motor vehicle approaches and is unable to stop in time and strikes the last stopped motor vehicle in the line.

Examples of NOT School Bus Related:

1. An empty school bus, having completed its route, is parked along side the road. A motor vehicle approaching from the rear loses control and strikes the bus.

2. A “Bus” is reported as stopped in traffic and a vehicle swerves to avoid the bus and contacts another vehicle. In this example, there is no positive indication of a “school bus” being involved.

FARS SPECIAL INSTRUCTIONS:

*** This value is an unlikely occurrence and will raise an error flag.**

Consistency Checks:

	IF	THEN
(3D0P)	1. SPECIAL USE for any vehicle equals 2,	SCHOOL BUS RELATED must equal 1.
(V330)	2. SCHOOL BUS RELATED equals 1,	BODY TYPE of at least one of the involved vehicles should equal 50 (School Bus) or SPECIAL USE for at least one involved vehicle should equal 2 – Vehicle Used as School Bus, and BUS USE for at least one vehicle should equal 1-3.
(V440)	3. BODY TYPE equals 50,	SCHOOL BUS RELATED should equal 1.

Special Processing Rules:

(U180) 1. UNLIKELY: SCHOOL BUS RELATED equals 1.

RAIL GRADE CROSSING IDENTIFIER

Format: 6 numeric followed by 1 alphabetic

Element Values:

Blanks	
0000000	Not Applicable
nnnnnnA	Six Numeric, Followed by One Alphabetic Valid F.R.A. Codes
9999999	Unknown

Remarks:



Code complete identifier.

Identifiers are obtainable from computer printout supplied by NHTSA or from your Federal Railroad Administration representative.

Code as not applicable, **crashes** that do not involve a rail grade crossing.

Code when any part of the **crash** occurs at a rail grade crossing. Include **crashes** in which a vehicle is waiting at a rail grade crossing but does not necessarily travel over the tracks.

Inform your COTR if you have any problems obtaining identifiers.


Consistency Checks:

	IF	THEN
(1Y0P) 1.	RELATION TO JUNCTION equals 06,	RAIL GRADE CROSSING IDENTIFIER must not equal 0000000.
(650P) 2.	TRAFFIC CONTROL DEVICE equals 60-80,	RAIL GRADE CROSSING IDENTIFIER must not equal 0000000.
(750P) 3.	RELATION TO JUNCTION equals 07, 14,	RAIL GRADE CROSSING IDENTIFIER must equal 0000000.

NOTIFICATION TIME EMS

Format: 4 numeric

Element Values:

	Blanks	8888 <i>Not Applicable (Not Notified)</i>
	0000-2359	Valid Military Times
	0099-2399	Known Hours but Unknown Minutes
	9998	Unknown if Notified
	9999	Unknown EMS Notification Time

Remarks:

Notification Time EMS is the time Emergency Medical Service was notified. Every effort should be made to determine the Notification Time EMS, Arrival Time EMS and EMS Time At Hospital.

Code the official EMS times as received. **Do not alter the times because of discrepancies with the *crash* time.**



If the day of the ***crash*** and the day of EMS Notification have different dates, then be sure to use **Date of Accident and Date of EMS Notification Were Not the Same Day** in Related Factors - ***Crash*** Level. Code Notification Time EMS and Arrival Time EMS no matter how much time has elapsed since the ***Crash*** Time.



Not Applicable (Not Notified)

Enter this code only if EMS was never notified. **DO NOT** use this code if the EMS was officially canceled. Cancellation is coded under Arrival Time EMS and EMS Time At Hospital. If the EMS was notified then canceled, code the actual notification time.



0000 - 2359 (Valid Military Times), 0099 - 2399 (Known Hours but Unknown Minutes)

Code Notification Time of the first EMS unit to arrive on the scene. If unknown minutes, code the actual hour and "99" for the minutes. Code midnight as "**0000**." One minute after midnight is coded "0001." See remarks "How to Code Midnight" under ***Crash*** Time (**C9**).



Unknown if Notified

Enter this code if you cannot determine whether or not any EMS was ever notified.

Unknown EMS Notification Time

Enter this code if EMS was notified but the time of notification is unknown.

Helicopters that transport victims to treatment facilities are coded as EMS units, but not police who may be trained to render emergency aid. This guidance is not meant to exclude helicopters that are used to transport victims for treatment that may be owned by police departments.

Consistency Checks:

	IF	THEN
(A070) 1.	NOTIFICATION TIME EMS is not 8888 , 9998, 9999,	NOTIFICATION TIME EMS should not be more than 120 minutes later than CRASH TIME .
(A540) 2.	NOTIFICATION TIME EMS is not 8888 , 9998, 9999, and ARRIVAL TIME EMS is not 8888 , 9997, 9998, 9999,	ARRIVAL TIME EMS should not be more than 120 minutes later than NOTIFICATION TIME EMS.
(A560) 3.	NOTIFICATION TIME EMS is not 8888 , 9998, 9999, and EMS TIME AT HOSPITAL is not 8888 , 9997, 9998, 9999,	EMS TIME AT HOSPITAL should not be more than 180 minutes later than NOTIFICATION TIME EMS.
(E01P) 4.	NOTIFICATION TIME EMS equals 9998,	ARRIVAL TIME EMS must equal 9998, and EMS TIME AT HOSPITAL must equal 8888 or 9998.
(E03P) 5.	ARRIVAL TIME EMS equals 8888 ,	NOTIFICATION TIME EMS and EMS TIME AT HOSPITAL must equal 8888 .
(E04P) 6.	NOTIFICATION TIME EMS equals 8888 ,	ARRIVAL TIME EMS and EMS TIME AT HOSPITAL must equal 8888 .



IF

THEN

(E07P) 7. ARRIVAL TIME EMS equals 9997,

NOTIFICATION TIME EMS must not equal **8888**, 9998.

(E08P) 8. NOTIFICATION TIME EMS is not **8888**, 9998, and EMS TIME AT HOSPITAL is not **8888**, 9997, 9998,

ARRIVAL TIME EMS must not equal 9997 or 9998.

ARRIVAL TIME EMS

Format: 4 numeric

Element Values:



Blanks	8888	Not Applicable (Not Notified)
	0000-2359	Valid Military Times
	0099-2399	Known Hours but Unknown Minutes
9997		Officially Canceled
9998		Unknown if Arrived
9999		Unknown EMS Scene Arrival Time

Remarks:



ARRIVAL TIME EMS is the time Emergency Medical Service arrived on the **crash** scene.

Every effort should be made to determine the Notification Time EMS, Arrival Time EMS and EMS Time At Hospital.



Code the official EMS times as received. **Do not alter the times because of discrepancies with the crash time.**



Code Notification Time EMS and Arrival Time EMS no matter how much time has elapsed since the **Crash** Time.



Not Applicable (Not Notified)

Enter this code only if EMS was never notified. **DO NOT** use this code if the EMS was notified then canceled.



0000 - 2359 (Valid Military Times), 0099 - 2399 (Known Hours but Unknown Minutes)

Code the arrival time of the first EMS unit to arrive on the scene. If unknown minutes, code the actual hour and "99" for the minutes. Code midnight as "**0000**." One minute after midnight is coded "0001". See remarks "How to Code Midnight" under **Crash** Time (**C9**).



Officially Canceled

Enter this code if EMS was officially canceled.








Unknown if Arrived

Enter this code if there is no indication of official cancellation, but there is uncertainty or doubt that EMS ever arrived on the scene or not.

Unknown EMS Scene Arrival Time

Enter this code if EMS did arrive on scene, but the time of arrival is unknown.

Consistency Checks:

	IF	THEN
	(A540) 1. NOTIFICATION TIME EMS is not 8888 , 9998, 9999, and ARRIVAL TIME EMS is not 8888 , 9997, 9998, 9999,	ARRIVAL TIME EMS should not be more than 120 minutes later than NOTIFICATION TIME EMS.
	(A550) 2. NOTIFICATION TIME EMS is not 8888 , 9998, 9999, and EMS TIME AT HOSPITAL is not 8888 , 9997, 9998, 9999,	EMS TIME AT HOSPITAL should not be more than 60 minutes later than ARRIVAL TIME EMS.
	(E01P) 3. NOTIFICATION TIME EMS equals 9998,	ARRIVAL TIME EMS must equal 9998, and EMS TIME AT HOSPITAL must equal 8888 or 9998.
	(E02P) 4. ARRIVAL TIME EMS equals 9998,	EMS TIME AT HOSPITAL must equal 8888 or 9998.
	(E03P) 5. ARRIVAL TIME EMS equals 8888 ,	NOTIFICATION TIME EMS and EMS TIME AT HOSPITAL must equal 8888 .
	(E04P) 6. NOTIFICATION TIME EMS equals 8888 ,	ARRIVAL TIME EMS and EMS TIME AT HOSPITAL must equal 8888 .
	(E05P) 7. EMS TIME AT HOSPITAL equals 9997,	ARRIVAL TIME EMS must equal 9997.
	(E06P) 8. ARRIVAL TIME EMS equals 9997,	EMS TIME AT HOSPITAL must equal 9997.
	(E07P) 9. ARRIVAL TIME EMS equals 9997,	NOTIFICATION TIME EMS must not equal 8888 , 9998.



IF

THEN

(E08P) 10. NOTIFICATION TIME EMS is not **8888**, 9998, and EMS TIME AT HOSPITAL is not **8888**, 9997, 9998,

ARRIVAL TIME EMS must not equal 9997 or 9998.

EMS TIME AT HOSPITAL

Format: 4 numeric

Element Values:



Blanks	
8888	Not Applicable (Not Transported)
0000-2359	Valid Military Times
0099-2399	Known Hours but Unknown Minutes
9997	Officially Canceled
9998	Unknown if Transported
9999	Unknown EMS Hospital Arrival Time

Remarks:



EMS Time At Hospital is the time Emergency Medical Service arrived at the treatment facility to which it was transporting victims of the **crash**.

Every effort should be made to determine the Notification Time EMS, Arrival Time EMS and EMS Time At Hospital.



Code the official EMS times as received. **Do not alter the times because of discrepancies with the crash time.**

Questions arise when there is more than one EMS unit or when there is more than one injured person. Code EMS Time At Hospital according to the following guidelines:



Not Applicable (Not Transported)

Use this code if all the injuries are on-scene fatalities (no one is transported for treatment.) Also use this code if there are live victims, but no one is transported to a treatment facility by EMS.



0000 - 2359 (Valid Military Time), 0099 - 2399 (Known Hours but Unknown Minutes)

Code the EMS time at hospital of the unit transporting the most severely injured victim. The most severely injured victim includes (and usually is) the victim who dies en route to the treatment facility or later, but not the one who dies on-scene.



If unknown minutes, code the actual hour and “99” for the minutes. Code midnight as “**0000**.” One minute after midnight is coded “0001.” See remarks. “How to Code Midnight” under **Crash Time (C9)**.

Officially Canceled

Enter this code if EMS was officially canceled before on scene.

Unknown if Transported





Enter this code if there is no indication of official cancellation, but there is un-certainty or doubt that any victims were transported for treatment or not.

Unknown EMS Hospital Arrival Time


Enter this code if EMS transported victims for treatment, but the time of arrival at the hospital or treatment facility is unknown.

Consistency Checks:

	IF	THEN
	(A550) 1. ARRIVAL TIME EMS is not 8888 , 9997, 9998, 9999, and EMS TIME AT HOSPITAL is not 8888 , 9997, 9998, 9999,	EMS TIME AT HOSPITAL should not be more than 60 minutes later than ARRIVAL TIME EMS.
	(A560) 2. NOTIFICATION TIME EMS is not 8888 , 9998, 9999, and EMS TIME AT HOSPITAL is not 8888 , 9997, 9998, 9999,	EMS TIME AT HOSPITAL should not be more than 180 minutes later than NOTIFICATION TIME EMS.
	(E01P) 3. NOTIFICATION TIME EMS equals 9998,	ARRIVAL TIME EMS must equal 9998, and EMS TIME AT HOSPITAL must equal 8888 or 9998.
	(E02P) 4. ARRIVAL TIME EMS equals 9998,	EMS TIME AT HOSPITAL must equal 8888 or 9998.
	(E03P) 5. ARRIVAL TIME EMS equals 8888 ,	NOTIFICATION TIME EMS and EMS TIME AT HOSPITAL must equal 8888 .
	(E04P) 6. NOTIFICATION TIME EMS equals 8888 ,	ARRIVAL TIME EMS and EMS TIME AT HOSPITAL must equal 8888 .

	IF	THEN
	(E05P) 7. EMS TIME AT HOSPITAL equals 9997,	ARRIVAL TIME EMS must equal 9997.
	(E06P) 8. ARRIVAL TIME EMS equals 9997,	EMS TIME AT HOSPITAL must equal 9997.
	(E08P) 9. NOTIFICATION TIME EMS is not 8888 , 9998, and EMS TIME AT HOSPITAL is not 8888 , 9997, 9998,	ARRIVAL TIME EMS must not equal 9997 or 9998.
	(P091) 10. TRANSPORTED FOR TREATMENT BY equals 1,	EMS TIME AT HOSPITAL should not equal 8888 , 9997, 9998.
	(P510) 11. EMS TIME AT HOSPITAL equals 8888 , 9997, 9998,	DIED AT SCENE/EN ROUTE should not equal 8 for any PERSON.
	(P54P) 12. DIED AT SCENE/ EN ROUTE equals 8,	EMS TIME AT HOSPITAL should not equal 8888 , 9997, 9998.

Special Processing Rules:

	IF	THEN
	(A551) 1. EMS TIME AT HOSPITAL equals 8888 , 9997, 9998,	TRANSPORTED FOR TREATMENT BY should not equal 1, for any PERSON.



RELATED FACTORS-CRASH LEVEL

Format: 2 numeric – occurring 3 times

Element Values

Related Factors		Environmental/Roadway Conditions Noted
Blanks		
00	None	
01	Inadequate Warning of Exits, Lanes Narrowing, Traffic Controls, etc.	Includes “inadequate warning” of any type; takes precedence over Inadequate Design and Other Construction-Created Condition . Inadequate warning due to obscured signs. Inadequate warning due to signs temporarily down, lack of necessary sign for merge, diverge. Not a construction site situation.
02	Shoulder Design or Condition	Takes precedence over Inadequate Design and Other Construction-Created Condition . Includes only situations pertaining to actual design or condition of the shoulder. Soft shoulder or shoulder collapsing. Inadequate shoulder width. Shoulder at different level from the roadway (drop-off, lifted, not flat).
03	Other Construction-Created Condition	Includes “inadequate maintenance” conditions, (i.e., potholes, ruts in roadway) moving/changing signs. Addition of barricades. Change in traffic patterns, merging of lane. Excludes shoulder-related situations, and situations with inadequate warning of traffic controls, etc.

Related Factors	Environmental/Roadway Conditions Noted
<p>04 No or Obscured Pavement Marking</p>	<p>Takes precedence over Inadequate Design and Other Construction-Created Condition. Includes any pavement marking situations. New asphalt has covered old pavement markings. Pavement marking or surface has worn off. Ice/snow/mud obscuring pavement markings.</p> <p>NOTE: Care should be used to distinguish from Inadequate Warning of Exits, Lanes Narrowing, Traffic Controls, etc.</p>
<p>05 Surface Under Water</p>	<p>Takes precedence over Inadequate Design and Other Construction-Created Condition. Includes surfaces under water beyond accumulation associated with ROADWAY SURFACE CONDITON code Water (standing or moving) (i.e., depth of water). Permanently under water, i.e., fords. Temporarily under water, i.e., flooded areas.</p>
<p>06 Inadequate Construction or Poor Design of Roadway, Bridge, etc.</p>	<p>Pertains to original design of trafficway (i.e., roadway bridges, medians, guardrails, traffic barriers). Blind intersections due to highway design, not due to visual obstructions (i.e., shrubbery) etc. Improper banking, lack of a lane for merging. Inadequate road surface (dirt, gravel surfaces, etc.); however, this must not be inferred; must be explicitly stated in police report as a "factor." Excludes shoulder-related situations, pavement marking situations, situations with inadequate warnings, and surfaces under water.</p>
<p>07 Surface Washed Out (caved-in, road slippage)</p>	<p>Only environmentally caused situations. Destruction of a section of roadway by water (flooding, heavy rains) or other cataclysms (earthquakes, etc.).</p>

Related Factors	Environmental/Roadway Conditions Noted
<p>13 <u>SPECIAL CIRCUMSTANCES</u> Aggressive Driving / Road Rage by Non-Contact Vehicle Driver</p>	<p>This factor is only used for situations where the investigating officer indicates that a non-contact vehicle (“phantom vehicle”) was being operated aggressively. Officer must use the term “Aggressive” in describing a driver’s behavior. This can be indicated in the report under related/ contributing factors or in the narrative. You may encounter the term “Road Rage” used to describe aggressive driving behavior. Be cautious with this term as the two terms are not technically interchangeable. For contact vehicles, see Driver Level - Related Factor code Aggressive Driving/Road Rage.</p>
<p>14 Motor Vehicle Struck by Falling Cargo, or Something That Came Loose From, Or Something That was Set-in-Motion by a Vehicle.</p>	<p>“Something set-in-motion” includes persons and vehicles in-transport, parked/stopped off roadway and working motor vehicles, as well as motor vehicles in motion outside the trafficway. “Something set in-motion” denotes that a vehicle “has control of” or “is attached/connected” to the object. An example of “control of” is a vehicle determining the direction of a driverless vehicle. An example of “attached to” is a vehicle overriding another vehicle. “Set-in-Motion” generally applies to non-fixed objects (including pedestrians set-in-motion), and extends to vehicles parked and “in-transport.”</p>
<p>15 Non-Occupant Struck by Falling Cargo, or Something That Came Loose From, or Something that was Set-in-Motion by a Vehicle.</p>	<p>Non-occupant denotes pedestrians, pedal cyclists, and persons on personal conveyances (skateboard riders, roller skaters, non-motorized wheelchairs, baby carriages, scooters).</p>
<p>16 Non-Occupant Struck Vehicle</p>	<p>Pedestrian or bicycle rider entering roadway runs into vehicle, usually the side or back of the vehicle, not in the vehicle’s path.</p>
<p>17 Vehicle Set-in-Motion by Non-Driver</p>	<p>Passenger Shifting gears on vehicle. Passenger hitting accelerator. Passenger turning ignition key. NOTE: Different from Related Factors-Person Level code Interfering With the Driver.</p>

Related Factors	Environmental/Roadway Conditions Noted
18 Date of Crash and Date of EMS Notification Were Not the Same Day	Crash victims not discovered immediately. Effects of crash not immediately known.
19 Recent Previous Crash Scene Nearby	Previous crash causes a change in traffic patterns causes obstruction on roadway, requires reduction in traffic speed, leaves occupants and vehicles on roadway.
23 Indication of a Stalled/Disabled Vehicle	Includes contact and non-contact vehicles that are stalled/disabled for mechanical reasons not due to crash-related damage. Examples: 1. A pedestrian is struck when walking from their stalled vehicle. 2. A vehicle is stalled in the travel lanes causing another vehicle to lose control and crash.
20 Police Pursuit Involved	When pursuit has been initiated by the police and is active at the time of the crash . This applies for air or ground pursuing vehicles. When pursuit has been initiated and terminated, but related to the crash . This applies for air or ground pursuing vehicles. (See Related Factors-Driver Level for Police Pursuing the Driver or Police Officer in Pursuit .)
21 Within Designated School Zone	Areas signed or marked as "School Zone." This may or may not be school-bus-related. "School Zones" are zones near or at a school, which exist during months and hours when zone signing is in effect.
22 Speed Limit is a Statutory Limit as Recorded or was Determined as This State's "Basic Rule"	No posted speed limit, but state law sets maximum speed limit on a local road or street.
99 Unknown	

Remarks:

Code information provided in the narrative by the investigating officer. Boxes the officer checks on the PAR should be coded where appropriate. If the investigating officer states any related factors, they should be coded.

If the officer states 'the witness said,' these should not be coded.

Care must be used in coding this element. The Police Accident Report (PAR) should state that the environmental condition was a factor or existed at this location; cannot be inferred. Can be coded in conjunction with other elements; for example, if a traffic control is temporarily down, it can be coded under both "Traffic Control Device Functioning" and Related Factors-**Crash** Level attribute **Inadequate Warning of Exits, Lanes Narrowing, Traffic Controls, etc.** The rule is that "specific" takes precedence over "general" factors.

Use of None

Use when no factors are noted; zero-fill all fields. **None** implies that the investigating officer indicated "no factors." Also, use **None** to complete remaining fields when you will be recording less than three related factors. DO NOT leave any remaining fields blank.

Use of Unknown

Use when the circumstances surrounding the **crash** are unknown and reported as **Unknown** by the investigating officer. In these circumstances, nine-fill all fields. If **Unknown** is used for any field, ALL fields must be **Unknown**. DO NOT leave any remaining fields blank.

Codes 14 -23 - SPECIAL CIRCUMSTANCES, are exceptions to the above remarks. These are codes for unusual factors that occurred during the **crash**. If you can determine that any of these factors did happen, then these codes should be used.

Definition of Police Pursuit: A pursuit is an event that is initiated when a law enforcement officer, operating an authorized emergency vehicle, gives notice to stop (either through the use of visual or audible emergency signals or a combination of emergency devices) to a motorist who the officer is attempting to apprehend, and that motorist fails to comply with the signal by either maintaining his/her speed, increasing speed, or taking other evasive action to elude the officer's continued attempts to stop the motorist. A pursuit is terminated when the motorist stops, or when the attempt to apprehend is discontinued by the officer or at the direction of a competent authority.

Consistency Checks:



	IF	THEN
(1A0P) 1.	RELATED FACTORS- CRASH LEVEL equals 14,	NUMBER OF VEHICLE FORMS SUBMITTED must be greater than 001 .



	IF	THEN
(1A1P) 2.	RELATED FACTORS- CRASH LEVEL equals 05,	ROADWAY SURFACE CONDITION must equal 6.
(640F) 3.	TRAFFIC CONTROL DEVICE equals 30-31, 38-39,	RELATED FACTORS- CRASH LEVEL should equal 21.
(641F) 4.	RELATED FACTORS- CRASH LEVEL equals 21,	TRAFFIC CONTROL DEVICE should not equal 00.
(642F) 5.	TRAFFIC CONTROL DEVICE equals 00,	RELATED FACTORS- CRASH LEVEL should not equal 21.
(810P) 6.	any RELATED FACTORS- CRASH LEVEL equals 05,	ROADWAY SURFACE CONDITION must equal 6.
(840P) 7.	any RELATED FACTORS- CRASH LEVEL equals 99,	all RELATED FACTORS- CRASH LEVEL must equal 99.
(850P) 8.	the first RELATED FACTORS- CRASH LEVEL equals 00, the second equals 00,	all RELATED FACTORS- CRASH LEVEL must be 00. the third must also.
(860P) 9.	any RELATED FACTORS- CRASH LEVEL is blank,	all RELATED FACTORS- CRASH LEVEL must be blanks.
(870P) 10.	A RELATED FACTORS- CRASH LEVEL between 01-07, 13-23 can be used only once per <i>crash</i> .	
(880F) 11.	RELATED FACTORS- CRASH LEVEL equals 16,	there must be a Person Level form with PERSON TYPE equal to 04-08, 19.
(D470) 12.	any RELATED FACTORS- DRIVER LEVEL equals 37,	at least one RELATED FACTORS- CRASH LEVEL should equal 20.
(VH03) 13.	IMPACT POINT-INITIAL or IMPACT POINT PRINCIPAL equals 18,	RELATED FACTORS- CRASH LEVEL should equal 14-15.

Special Processing Rules:



	IF	THEN
(890F) 1.	RELATED FACTORS- CRASH LEVEL equals 15,	there must be a Person Level form with PERSON TYPE equal to 04-08, 10, 19.
(AM1P) 2.	FIRST HARMFUL EVENT equals 54, or SEQUENCE OF EVENTS equals 54 for any vehicle,	one RELATED FACTORS- CRASH LEVEL must equal 14.
(D500) 3.	VIOLATIONS CHARGED equals 05,	at least one RELATED FACTORS- CRASH LEVEL should equal 20.

ADDITIONAL STATE INFORMATION

Format: Alphanumeric

Element Values:

Blanks
Any Alphanumeric Characters

Remarks:



This space is reserved for each individual state's use.

Suggested uses depend on potential needs of the state.

This space may contain:

1. Police Accident Report number,
2. Additional **crash** location information.

If HPMS number is available, it may be inserted here.

VEHICLE NUMBER

VEHICLE LEVEL**Format: 3 numeric**

Must be coded on an original submission.

System Generated (MDE System Only)

Element Values:

000-999

Remarks:

Each motor vehicle in a **crash** must be assigned a unique number by the Analyst. Order is not important.

Code "000" for persons not in motor vehicles.



Numbers assigned to vehicles must be consecutive, starting with '001' with no missing numbers.

Consistency Checks:

	IF	THEN
(2X0F) 1.	VEHICLE NUMBER equals 000 ,	PERSON TYPE must not equal 01-03, 09.
(3X0F) 2.	VEHICLE NUMBER is greater than 000 ,	PERSON TYPE must not equal 04-08, 10, 19.

Special Processing Rules:

	IF	THEN
(060P) 1.	NON-OCCUPANT STRIKING VEHICLE NUMBER is not equal to 000, 999 ,	the NON-OCCUPANT STRIKING VEHICLE NUMBER must equal some VEHICLE NUMBER in the case.

Case Structure Integrity Rules:



	IF	THEN
(CSI5) 1.	VEHICLE NUMBER at the Person Level is greater than <i>000</i> ,	VEHICLE NUMBER at the Person Level must equal a VEHICLE NUMBER at the Vehicle Level.

NUMBER OF OCCUPANTS

Format: 2 numeric

Element Values:



Actual Value* if Total Known except:

96 **Ninety-Six or more**

99 Unknown

Remarks:



This data element must be coded for each **motor** vehicle involved in the **crash**. **Code** the total number of occupants (**injured and uninjured**) in this motor vehicle.

In bus crashes, the total number of occupants, including the driver, must be entered.

None is used when this motor vehicle is unoccupied.

Unknown is used when the number of occupants **for the motor vehicle** is unknown. **This code should also be used when this motor vehicle is a "hit-and-run" vehicle, unless evidence clearly establishes the number of occupants present.**

FARS SPECIAL INSTRUCTIONS:

Beginning in 2009, use Unknown when the State reports information only on drivers and INJURED passengers and the total number of occupants is unknown.

In those states where data are collected ONLY on INJURED persons and drivers, BUT the actual number of motor vehicle occupants is known, code this element with the number of motor vehicle occupants and complete Person Level forms for ALL INVOLVED individuals.

Bus and railroad **crashes** are an exception. For bus **crashes**, the total number of occupants, including the driver, should be recorded, but Person Level forms should only be submitted for injured occupants and for the driver, whether injured or not.

NOTE: This does NOT apply to van-based buses. Before 2003, the policy was not to submit a Person Level form for uninjured occupants of van-based buses. This policy has changed beginning in 2003. Always submit a person level form for all occupants of van-based vehicles, including van-based buses.

* Values greater than 30 are unlikely and will raise a “U” flag.

Consistency Checks:



(2F0F) 1. NUMBER OF OCCUPANTS equals 00,

DRIVER PRESENCE must equal **0**.



(V170-V260 & 4F1P-4F0P)
 2. NUMBER OF OCCUPANTS is **01-96**, VEHICLE TRAILING equals 0, BODY TYPE equals __, and NUMBER OF OCCUPANTS is greater than __,

a consistency check (__) will be given.

BODY TYPE	Q	P
01-05, 07-09, 14, 15, 19, 97	8 (V170)	20 (4F1P)
06, 11, 16	12 (V180)	22 (4F2P)
12	15 (V190)	25 (4F3P)
80-83, 88-89	2 (V200)	5 (4F4P)
42, 73	12 (V210)	30 (4F5P)
60-65, 71-72, 79	12 (V220)	55 (4F6P)
66	5 (V230)	50 (4F7P)
91	2 (V240)	10 (4F8P)
90	8 (V250)	20 (4F9P)
99	5 (V260)	10 (4F0P)



IF	THEN
(V340-V430) (4C1P-4C0P) 3. NUMBER OF OCCUPANTS is 01-96 , BODY TYPE equals __, VEHICLE TRAILING does NOT equal 0, and NUMBER OF OCCUPANTS is greater than __,	a consistency check (__) will be given.
BODY TYPE	
01-05, 07-09, 14, 15, 19, 97	Q P
06, 11, 16	8 (V340) 15 (4C1P)
12	12 (V350) 22 (4C2P)
80-83, 88-89	15 (V360) 25 (4C3P)
42, 73	2 (V370) 5 (4C4P)
60-65, 71-72, 79	12 (V380) 30 (4C5P)
66	12 (V390) 55 (4C6P)
91	5 (V400) 77 (4C7P)
90	2 (V410) 10 (4C8P)
99	8 (V420) 20 (4C9P)
	5 (V430) 10 (4C0P)

Special Processing Rules:



IF	THEN
(5F0F) 1. NUMBER OF OCCUPANTS equals 00- 95 , and BODY TYPE does not equal 50-52, 58-59,	the number of Person Level forms for that vehicle must be less than or equal to the NUMBER OF OCCUPANTS.

UNIT TYPE

Format: 1 numeric

Element Values:

Blank

- 1 Motor Vehicle In-Transport (Inside or Outside the Trafficway)
- 2 Motor Vehicle Not In-Transport Within the Trafficway
- 3 Motor Vehicle Not In-Transport Outside the Trafficway
- 4 Working Motor Vehicle (highway construction, maintenance, utility only)

Remarks:



This element identifies the type of unit that applies to this motor vehicle at the time it became an involved vehicle in the **crash** and was reported as a unit on the **Police Accident Report (PAR)**.

IMPORTANT:

Remember, you must have at least one motor vehicle “In-Transport” involved in the **crash** for this to be a reportable FARS case.



NOTE: For Unit Type codes “2-4,” you must submit selected elements on the Vehicle Level (V1-V15, **V22-V25**, **V27-V32** and **V34-V36**). Also, all elements on the Driver level must be left blank, except Driver Presence and Related Factors-Driver Level. Related Factors-Driver Level must be coded all “00.”

Motor Vehicle In-Transport (Inside or Outside the Trafficway) is used to indicate that this is a motor vehicle in-transport. “In-Transport” means any part of the vehicle’s primary outline as defined by the four sides of the vehicle (excluding open doors or mirrors) is within the roadway (travel lanes) or the vehicle is in motion anywhere within or outside the trafficway boundaries.

Examples:

1. Motor vehicle in traffic on the highway.
2. Motionless motor vehicle abandoned on the roadway.
3. Motor vehicle on roadway stopped at traffic signal.
4. Motor vehicle driving or in motion on the shoulder, median or roadside.
5. Motor vehicle driving down a private driveway.
6. Motor vehicle in motion, outside the trafficway boundaries (e.g., vehicle pulling up to a pump in a gas station; not within trafficway; vehicle in motion in a parking lot aisle; lawn tractor driving in a field adjacent to the trafficway; ATV driving on a dirt track next to trafficway; etc.).

Motor Vehicle Not In-Transport Within the Trafficway is used to indicate that this is a motor vehicle not in-transport located within the trafficway boundaries when it became an involved unit. The trafficway boundaries are from property line to property line.

Examples:

1. Motor vehicle parked in designated curbside parking lane.
2. Motor vehicle parked in designated curbside parking lane with an open door crossing into the travel lane.
3. Motor vehicle stopped completely on the shoulder, median or roadside.

Motor Vehicle Not In-Transport Outside the Trafficway is used to indicate that this is a motor vehicle not in-transport located outside the trafficway boundaries when it became an involved unit by being struck by a motor vehicle in-transport.

Examples:

1. Motor vehicle parked in a private driveway, parking lot space, or other private property (outside the trafficway boundaries).
2. Any vehicle used for private construction occurring outside the trafficway boundaries.

Working Motor Vehicle (highway construction, maintenance, utility only) is used to indicate that this is a motor vehicle that was in the act of performing highway construction, maintenance or utility work related to the trafficway when it became an involved unit. This “work” may be located within open or closed portions of the trafficway and motor vehicles performing these activities can be within or outside the trafficway boundaries. This code does not include private construction/maintenance vehicles, or vehicles such as garbage trucks, delivery trucks, taxis, emergency vehicles (except example #6 below), tow trucks, etc.

Examples:

1. Asphalt roller working in a highway construction zone.
2. State highway maintenance crew mowing grass on roadside.
3. Utility truck performing maintenance on the power lines along the roadway.
4. Private excavating company contracted by the State digging the foundation for a new overpass.
5. County snow plow plowing snow.
6. A police vehicle working as part of a mobile maintenance crew.











When not in the act of performing “work” and involved in the **crash**, these highway construction, maintenance or utility vehicles can be:

- (1) In-Transport when traveling from one construction site to the next
(Unit Type code **Motor Vehicle In-Transport (Inside or Outside the Trafficway)**)


- (2) Not In-Transport Within the Trafficway when stopped on the shoulder or within a highway work zone (Unit Type code **Motor Vehicle Not In-Transport Within the Trafficway**).
- (3) Not In-Transport Outside the Trafficway when parked and refueling at a depot (Unit Type code **Motor Vehicle Not In-Transport Outside the Trafficway**).
- (4) In-Transport Outside the Trafficway when relocating off the trafficway from a work activity area to another off-trafficway parking location.

Consistency Checks:

	IF	THEN
	(4Z1P) 1. UNIT TYPE equals 1 and FIRE OCCURRENCE equals 1,	at least one SEQUENCE OF EVENTS must equal 02.
	(5A0P) 2. UNIT TYPE equals 1, and BODY TYPE equals 80-83, 88-89,	ROLLOVER <i>and</i> LOCATION OF ROLLOVER must equal 0.
	(7M0F) 3. PERSON TYPE equals 03, and UNIT TYPE does not equal 4,	RELATED FACTORS-PERSON LEVEL must not equal 01-05, 10-13, 19, 26-30, 33-36, 38, 40-42, 44-45, 47-51, 53, 57-70, 72-83, 90.
	(9A2P) 4. UNIT TYPE equals 2-3,	REGISTERED VEHICLE OWNER must equal 6.
	(9A3P) 5. UNIT TYPE equals 2-4,	DRIVER PRESENCE must equal 0.
	(9A5P) 6. PERSON TYPE equals 03,	UNIT TYPE must equal 2-4.
	(9A6P) 7. TRAVEL SPEED equals 000-151, 997-999,	UNIT TYPE must equal 1.
	(9A7P) 8. VEHICLE MANEUVER equals 01-17, 98-99,	UNIT TYPE must equal 1.
	(9A8P) 9. CRASH AVOIDANCE MANEUVER equals 0-6, 8,	UNIT TYPE must equal 1.
	(9A9P) 10. ROLLOVER <i>or</i> LOCATION OF ROLLOVER does not equal blank,	UNIT TYPE must equal 1.

	IF	THEN
	(9B0P) 11. JACKKNIFE equals 0-3,	UNIT TYPE must equal 1.
	(9B1P) 12. VEHICLE REMOVAL equals 1-4, 9,	UNIT TYPE must equal 1.
	(9B2P) 13. SEQUENCE OF EVENTS equals 01-55, 60-67, 99,	UNIT TYPE must equal 1.
	(9B3P) 14. UNDERRIDE/OVERRIDE equals 7,	there must be at least one vehicle with UNIT TYPE equal to 1.
	(9B4P) 15. UNDERRIDE/OVERRIDE equals 8,	there must be at least one vehicle with UNIT TYPE equal to 2-4.
	(9B5P) 16. UNIT TYPE equals 2, 3,	UNDERRIDE/OVERRIDE must equal 0.
	(9B6P) 17. UNIT TYPE equals 2-4,	VEHICLE ROLE should not equal 0.
	(9C1P) 18. UNIT TYPE equals 4,	RELATED FACTORS-VEHICLE LEVEL must not equal 39.
	(V90P) 19. HIT-AND-RUN equals 1,	UNIT TYPE for at least two vehicles should equal 1, or PERSON TYPE for at least one person should equal 03-08, 10, 19.
	(VH25) 20. UNIT TYPE equals 4,	REGISTERED VEHICLE OWNER should not equal 6, 9.
	(VH35) 21. UNIT TYPE equals 2-4,	VEHICLE ROLE should equal 1-3.
	(VH75) 22. UNIT TYPE equals 4,	VEHICLE CONFIGURATION should not equal 05, 20-21, 70, 80.
	(VH80) 23. UNIT TYPE equals 4,	CARGO BODY TYPE should not equal 06-07, 11-12, 22.

Special Processing Rules:

	IF	THEN
(9B7P) 1.	UNIT TYPE equals 2-4,	PERSON TYPE of all occupants of this vehicle must equal 03.
(9B9P) 2.	any SEQUENCE OF EVENTS equals 55,	there must be at least one other vehicle with UNIT TYPE equal to 1.
(9C0P) 3.	FIRST HARMFUL EVENT equals 55,	there must be at least one vehicle with UNIT TYPE equal to 1.
(AL5P) 4.	UNIT TYPE equals 1,	at least one event in the SEQUENCE OF EVENTS must equal the MOST HARMFUL EVENT.
(AL6P) 5.	MOST HARMFUL EVENT equals __, and UNIT TYPE equals 1,	at least one event in the SEQUENCE OF EVENTS must equal _
 (VH70) 6.	UNIT TYPE equals 2-4,	elements V16- V21 , V26 , V33 should all be left blank.

REGISTRATION STATE

Format: 2 numeric

Element Values:

	Blanks	21	Kentucky	40	Oklahoma
00	Not Applicable	22	Louisiana	41	Oregon
01	Alabama	23	Maine	42	Pennsylvania
02	Alaska	24	Maryland	43	Puerto Rico
04	Arizona	25	Massachusetts	44	Rhode Island
05	Arkansas	26	Michigan	45	South Carolina
06	California	27	Minnesota	46	South Dakota
08	Colorado	28	Mississippi	47	Tennessee
09	Connecticut	29	Missouri	48	Texas
10	Delaware	30	Montana	49	Utah
11	District of Columbia	31	Nebraska	50	Vermont
12	Florida	32	Nevada	51	Virginia
13	Georgia	33	New Hampshire	52	Virgin Islands
15	Hawaii	34	New Jersey	53	Washington
16	Idaho	35	New Mexico	54	West Virginia
17	Illinois	36	New York	55	Wisconsin
18	Indiana	37	North Carolina	56	Wyoming
19	Iowa	38	North Dakota		
20	Kansas	39	Ohio		
92	No Registration				
93	Multiple State Registration				
94	U.S. Government Tags (includes military)				
95	Canada				
96	Mexico				
97	Other Foreign Country*				
98	Other Registration (includes Native American Indian Nations)				
99	Unknown				

***This value is an unlikely occurrence and will raise an error flag.**

Remarks:

For combination vehicles, use the registration state of the power unit only.

Not Applicable is used for vehicles which are exempt from registration.

Use state codes for all state registered vehicles, including state government vehicles. However, if your state does not register government-owned vehicles, use **Not Applicable**.

No Registration applies to vehicles that are required by state law to be registered and are NOT registered.

Multiple State Registration is used for commercial vehicles that are registered in more than one state under a valid reciprocal agreement (such as the International Registration Plan (IRP)).

Consistency Checks:

	IF	THEN
(6G0P) 1.	RELATED FACTORS-VEHICLE LEVEL equals 32,	REGISTRATION STATE must not equal 00, 92.
(9K0P) 2.	HM2 equals 2,	REGISTRATION STATE must not equal 00.
(AP0P) 3.	REGISTERED VEHICLE OWNER equals 0,	REGISTRATION STATE must equal 00, 92.
(AQ0P) 4.	REGISTRATION STATE equals 00, 92,	REGISTERED VEHICLE OWNER must equal 0, 5-6.
(AV0P) 5.	REGISTERED VEHICLE OWNER equals 3-4,	REGISTRATION STATE must not equal 99.
(D330) 6.	DRIVER PRESENCE equals 0, and REGISTRATION STATE is not equal to 00, 92, 99,	REGISTERED VEHICLE OWNER should equal 3-6.



	IF	THEN
(V060)	7. SPECIAL USE equals 4,	REGISTRATION STATE should not equal 00-02, 04-06, 08-13, 15-51, 53-56, 92-93, 95-97, 99.
(V070)	8. HM1 equals 2,	REGISTRATION STATE should not equal 92.
(V550)	9. REGISTRATION STATE equals 93-94,	REGISTERED VEHICLE OWNER should equal 3-4.
(V560)	10. SPECIAL USE equals 4,	REGISTERED VEHICLE OWNER should equal 3, and REGISTR-ATION STATE should equal 94.
(V592)	11. RELATED FACTORS-VEHICLE LEVEL equals 37,	REGISTRATION STATE should not equal 00, 92.
(V600)	12. REGISTERED VEHICLE OWNER equals 9,	REGISTRATION STATE should equal 99.
(V630)	13. REGISTRATION STATE equals 00, 92,	REGISTERED VEHICLE OWNER should not equal 5.
(V670)	14. REGISTERED VEHICLE OWNER equals 1-2,	REGISTRATION STATE should NOT equal 99.
(V960)	15. REGISTRATION STATE equals 99,	REGISTERED VEHICLE OWNER should equal 5-6, 9.

Special Processing Rules:

(U040) 1. UNLIKELY: REGISTRATION STATE equals 97.

REGISTERED VEHICLE OWNER

Format: 1 numeric

Element Values:

Blank

- 0 Not Applicable, Vehicle Not Registered
- 1 Driver (in this crash) Was Registered Owner
- 2 Driver (in this crash) Not Registered Owner (other private owner listed)
- 3 Vehicle Registered As Business/Company/Government Vehicle
- 4 Vehicle Registered As Rental Vehicle
- 5 Vehicle Was Stolen (reported by police)
- 6 Driverless/Motor Vehicle Parked/Stopped Off Roadway
- 9 Unknown

Remarks:

This element is used to determine the type of registered owner of the vehicle.

The type of ownership, "loan vs. lease," does not change the coding. An individual or company should be the Registered Vehicle Owner, regardless of the bank holding the loan or lease. Banks and leasing companies should be the Registered Vehicle Owner for their own fleets only.

Not Applicable applies to vehicles that are not registered, both exempt from registration and illegally not registered. (See **Vehicle Was Stolen (reported by police)** for stolen vehicles.)

Driver (in this crash) Not Registered Owner (other private owner listed) is used for private owners other than the driver. Also, if the driver is a spouse of the owner but is not a co-owner.

Vehicle Registered As Rental Vehicle applies for rental vehicles, such as: Hertz, Ryder trucks, etc.



Vehicle Was Stolen (reported by police) takes precedence over codes "0, 2, 3, 4, 6," when multiple conditions exist.

Driverless/Motor Vehicle Parked/Stopped Off Roadway is used for both in-transport and not in-transport motor vehicles. This code should always be used if Unit Type is coded as "2" or "3," even if other applicable conditions exist. This code is also used to indicate that this is a "driverless" motor vehicle in-transport

(i.e., driverless vehicle stopped in a travel lane). If indicating this is a “driverless” motor vehicle in-transport, this code does not take precedence over codes “0, 3, 4, 5,” when multiple conditions exist.

Unknown is used when information on the registered owner is unknown or unclear; and in certain cases when the driver cannot be determined, but the registered owner is known.

Consistency Checks:

	IF	THEN
	(9A2P) 1. UNIT TYPE equals 2-3,	REGISTERED VEHICLE OWNER must equal 6.
	(AP0P) 2. REGISTERED VEHICLE OWNER equals 0,	REGISTRATION STATE must equal 00, 92.
	(AQ0P) 3. REGISTRATION STATE equals 00, 92,	REGISTERED VEHICLE OWNER must equal 0, 5-6.
	(AR0P) 4. SPECIAL USE equals 4,	REGISTERED VEHICLE OWNER must not equal 0, 1-2, 4.
	(AS0P) 5. RELATED FACTORS-VEHICLE LEVEL equals 32,	REGISTERED VEHICLE OWNER must not equal 0.
	(AV0P) 6. REGISTERED VEHICLE OWNER equals 3-4,	REGISTRATION STATE must not equal 99.
	(CB0P) 7. REGISTERED VEHICLE OWNER equals 6,	DRIVER PRESENCE must equal 0.
	(D330) 8. DRIVER PRESENCE equals 0, and REGISTRATION STATE is not equal to 00, 92, 99,	REGISTERED VEHICLE OWNER should equal 3-6.
	(V550) 9. REGISTRATION STATE equals 93-94,	REGISTERED VEHICLE OWNER should equal 3-4.

	IF	THEN
(V560)	10. SPECIAL USE equals 4,	REGISTERED VEHICLE OWNER should equal 3, and REGISTRATION STATE should equal 94.
(V570)	11. HM1 equals 1,	REGISTERED VEHICLE OWNER should not equal 0, 1-2, 4.
(V580)	12. HM1 equals 2,	REGISTERED VEHICLE OWNER should equal 3.
(V590)	13. RELATED FACTORS-VEHICLE LEVEL equals 32,	REGISTERED VEHICLE OWNER should equal 1-3.
(V593)	14. RELATED FACTORS-VEHICLE LEVEL equals 37,	REGISTRATION VEHICLE OWNER should not equal 0.
(V600)	15. REGISTERED VEHICLE OWNER equals 9,	REGISTRATION STATE should equal 99.
(V630)	16. REGISTRATION STATE equals 00, 92,	REGISTERED VEHICLE OWNER should not equal 5.
(V670)	17. REGISTERED VEHICLE OWNER equals 1-2,	REGISTRATION STATE should NOT equal 99.
(V960)	18. REGISTRATION STATE equals 99,	REGISTERED VEHICLE OWNER should equal 5-6, 9.
(VH25)	19. UNIT TYPE equals 4,	REGISTERED VEHICLE OWNER should not equal 6, 9.

VEHICLE MAKE, VEHICLE MODEL**Format:**

VEHICLE MAKE – 2 numeric
VEHICLE MODEL – 3 numeric

Element Values:



MAKE: Blanks
01-03, 06-10, 12-14, 18-25, 29-65, 69-**77**, 80-89, 90-94, 98-99

MODEL: Blanks
001-999

Remarks:

SEE REMARKS UNDER VEHICLE IDENTIFICATION NUMBER – V12

ALPHABETICAL LISTING OF MAKES

FARS MAKE CODE	MAKE	MAKE/ MODEL TABLE PAGE #	NCIC CODE*	FARS MAKE CODE	MAKE	MAKE/ MODEL TABLE PAGE #	NCIC CODE*
54	Acura	187	(ACUR)	71	Ducati	253	(DUCA)
31	Alfa Romeo	187	(ALFA)	10	Eagle	205	(EGIL)
03	AM General	188	(AMGN)	91	Eagle Coach	267	
01	American Motors	189	(AMER)	29-398	Excaliber	250	(EXCL)
69-031	Aston Martin	250	(ASTO)	69-035	Ferrari	251	(FERR)
32	Audi	190	(AUDI)	36	Fiat	205	(FIAT)
33	Austin/Austin Healey	191	(AUST)	12	Ford	206	(FORD)
29-001	Avanti	250	(AVTI)	82	Freightliner	259	(FRHT)
98-802	Auto-Union-DKW	269	(AUTU)	83	FWD	260	(FWD)
69-042	Bentley	251	(BENT)	69-398	Gazelle	252	(GZL)
69-052	Bertone	251	(BERO)	92	Gillig	268	
90	Bluebird	267	(BLUI)	23	GMC	210	(GMC)
34	BMW	191	(BMW)	25	Grumman	212	(GRUM)
69-032	Bricklin	250	(BRIC)	72	Harley- Davidson	253	(HD)
80	Brockway	257	(BROC)	69-036	Hillman	251	(HILL)
70	BSA	253	(BSA)	98-806	Hino	270	(HINO)
18	Buick	193	(BUIC)	37	Honda	213	(HOND)
19	Cadillac	194	(CADI)	29-398	Hudson	250	(HUDS)
98-903	Carpenter	270		55	Hyundai	215	(HYUN)
29-002	Checker	250	(CHEC)	08	Imperial	216	(CHRY)
20	Chevrolet	195	(CHEV)	58	Infiniti	216	(INFI)
06	Chrysler	199	(CHRY)	84	International Harvester	261	(INTL)
69-033	Citroen	250	(CITR)	38	Isuzu	217	(ISU)
98-904	Collins Bus	270		88	Iveco/Magirus	264	(IVEC)
64	Daewoo	201	(DAEW)	39	Jaguar	219	(JAGU)
60	Daihatsu	201	(DAIH)	69-037	Jensen	251	(JENS)
35	Datsun	231	(DATS)	02	Jeep	219	(AMER)
69-034	DeLorean	250	(DELO)	02	Kaiser-Jeep	219	(AMER)
29-398	Desoto	250	(DESO)	73	Kawasaki	254	(KAWK)
69-048	Desta	251		85	Kenworth	262	(KW)
81	Diamond Reo or Reo	258	(DIAR)	63	Kia	220	(KIA)
98-905	DINA	270	(DINA)	69-058	Koenigsegg	252	
98-803	Divco	269	(DIVC)	69-053	Lada	251	(LADA)
07	Dodge	201	(DODG)	69-038	Lamborghini	251	(LAMO)

FARS MAKE CODE	MAKE	MAKE/ MODEL TABLE PAGE #	NCIC CODE*	FARS MAKE CODE	MAKE	MAKE/ MODEL TABLE PAGE #	NCIC CODE*
40	Lancia	221	(LNCI)	98-807	Scania	270	(SCAN)
62	Land Rover	221	(LNDR)	69-044	Simca	251	(SIM)
59	Lexus	222	(LEXS)	69-398	Singer	252	(SIN)
13	Lincoln	223	(LINC)	65	Smart	241	
69-039	Lotus	251	(LOTU)	69-057	Spyker	252	
86	Mack	263	(MACK)	61	Sterling	241	(STLG)
69-061	Mahinda	252		98-809	Sterling	270	(STLG)
69-040	Maserati	251	(MASE)	29-001	Studabaker	250	(STU)
69-056	Maybach	252	(MAYB)	29-398	Stutz	250	(STUZ)
41	Mazda	223	(MAZD)	48	Subaru	242	(SUBA)
93	MCI	268	(MCIN)	69-045	Sunbeam	251	(SUNB)
42	Mercedes-Benz	225	(MERZ)	53	Suzuki	243	(SUZI)
14	Mercury	227	(MERC)	69-059	Tesla	252	
56	Merkur	229	(MERK)	94	Thomas Built	268	(THMS)
98-906	Mid Bus	270		49	Toyota	244	(TOYT)
69-054	Mini-Cooper	252		50	Triumph	246	(TRIU)
43	MG	229	(MG)	69-046	TVR	251	(TVR)
52	Mitsubishi	229	(MITS)	98-808	UD	270	(UD)
69-055	Morgan	252	(MORG)	98-908	Van Hool	270	
69-041	Morris	251	(MORR)	77	Victory	255	(VCTY)
74	Moto-Guzzi	254	(MOGU)	30	Volkswagen	247	(VOLK)
84	Navistar	261	(NAVI)	51	Volvo	248	(VOLV)
98-902	Neoplan	270	(NEOP)	98-804	Western Star	269	(WSTR)
35	Nissan	231	(NISS)	89	White/Autocar	266	(WHIT)
75	Norton	255	(NORT)	89	White/GMC	266	(WHGM)
21	Oldsmobile	233	(OLDS)	02	Willys-Jeep	219	(AMER)
18	Opel	194	(OPEL)	76	Yamaha	255	(YAMA)
98-907	Orion	270	(ONTR)	69-060	Yes	252	
98-805	Oshkosh	269	(OSHK)	57	Yugo	250	(YUGO)
29-398	Packard	250	(PACK)				
29-003	Panoz	250	(PANZ)				
87	Peterbilt	265	(PTRB)				
44	Peugeot	234	(PEUG)				
09	Plymouth	235	(PLYM)				
22	Pontiac	237	(PONT)				
45	Porsche	238	(PORS)				
69-049	Reliant (British)	251	(RELA)				
46	Renault	239	(RENA)				
69-042	Rolls Royce	251	(ROL)				
47	Saab	240	(SAA)				
29-004	Saleen	250					
24	Saturn	240	(STRN)				

* **Reference:** Code Manual, Fifth
Educational National Crime Information
Center U.S. Department of Justice,
Federal Bureau of Investigation Section 4
– Vehicle Make Codes

NUMERICAL LISTING OF MAKES

FARS MAKE CODE	MAKE	MAKE/ MODEL TABLE PAGE #	NCIC CODE*	FARS MAKE CODE	MAKE	MAKE/ MODEL TABLE PAGE #	NCIC CODE*
01	American Motors	189	(AMER)	41	Mazda	223	(MAZD)
02	Jeep	219	(AMER)	42	Mercedes-Benz	225	(MERZ)
02	Kaiser-Jeep	219	(AMER)	43	MG	229	(MG)
02	Willys-Jeep	219	(AMER)	44	Peugeot	234	(PEUG)
03	AM General	188	(AMGN)	45	Porsche	238	(PORS)
06	Chrysler	199	(CHRY)	46	Renault	239	(RENA)
07	Dodge	201	(DODG)	47	Saab	240	(SAA)
08	Imperial	216	(CHRY)	48	Subaru	242	(SUBA)
09	Plymouth	235	(PLYM)	49	Toyota	244	(TOYT)
10	Eagle	205	(EGIL)	50	Triumph	246	(TRIU)
12	Ford	206	(FORD)	51	Volvo	248	(VOLV)
13	Lincoln	223	(LINC)	52	Mitsubishi	229	(MITS)
14	Mercury	227	(MERC)	53	Suzuki	243	(SUZI)
18	Buick	193	(BUIC)	54	Acura	187	(ACUR)
18	Opel	194	(OPEL)	55	Hyundai	215	(HYUN)
19	Cadillac	194	(CADI)	56	Merkur	229	(MERK)
20	Chevrolet	195	(CHEV)	57	Yugo	250	(YUGO)
21	Oldsmobile	233	(OLDS)	58	Infiniti	216	(INFI)
22	Pontiac	237	(PONT)	59	Lexus	222	(LEXS)
23	GMC	210	(GMC)	60	Daihatsu	201	(DAIH)
24	Saturn	240	(STRN)	61	Sterling	241	(STLG)
25	Grumman	212	(GRUM)	62	Land Rover	221	(LNDR)
30	Volkswagen	247	(VOLK)	63	Kia	220	(KIA)
31	Alfa Romeo	187	(ALFA)	64	Daewoo	201	(DAEW)
32	Audi	190	(AUDI)	65	Smart	241	
33	Austin/Austin	191	(AUST)	70	BSA	253	(BSA)
	Healey			71	Ducati	253	(DUCA)
34	BMW	191	(BMW)	72	Harley-	253	(HD)
35	Datsun	231	(DATS)		Davidson		
35	Nissan	231	(NISS)	73	Kawasaki	254	(KAWK)
36	Fiat	205	(FIAT)	74	Moto-Guzzi	254	(MOGU)
37	Honda	213	(HOND)	75	Norton	255	(NORT)
38	Isuzu	217	(ISU)	76	Yamaha	255	(YAMA)
39	Jaguar	219	(JAGU)	77	Victory	255	(VCTY)
40	Lancia	221	(LNCI)	80	Brockway	257	(BROC)

FARS MAKE CODE	MAKE	MAKE/ MODEL TABLE PAGE #	NCIC CODE*	FARS MAKE CODE	MAKE	MAKE/ MODEL TABLE PAGE #	NCIC CODE*
81	Diamond Reo or Reo	258	(DIAR)	69-044	Simca	251	(SIM)
82	Freightliner	259	(FRHT)	69-045	Sunbeam	251	(SUNB)
83	FWD	260	(FWD)	69-046	TVR	251	(TVR)
84	International Harvester	261	(INTL)	69-048	Desta	251	
84	Navistar	261	(NAVI)	69-049	Reliant (British)	251	(RELA)
85	Kenworth	262	(KW)	69-052	Bertone	251	(BERO)
86	Mack	263	(MACK)	69-053	Lada	251	(LADA)
87	Peterbilt	265	(PTRB)	69-054	Mini-Cooper	252	
88	Iveco/Magirus	264	(IVEC)	69-055	Morgan	252	(MORG)
89	White/Autocar	266	(WHIT)	69-056	Maybach	252	(MAYB)
89	White/GMC	266	(WHGM)	69-057	Spyker	252	
90	Bluebird	267	(BLUI)	69-058	Koenigsegg	252	
91	Eagle Coach	267		69-059	Tesla	252	
92	Gillig	268		69-060	Yes	252	
93	MCI	268	(MCIN)	69-061	Mahinda	252	
94	Thomas Built	268	(THMS)	69-398	Gazelle	252	(GZL)
29-001	Avanti	250	(AVTI)	69-398	Singer	252	(SIN)
29-001	Studabaker	250	(STU)	98-802	Auto-Union- DKW	269	(AUTU)
29-002	Checker	250	(CHEC)	98-803	Divco	269	(DIVC)
29-003	Panoz	250	(PANZ)	98-804	Western Star	269	(WSTR)
29-004	Saleen	250		98-805	Oshkosh	269	(OSHK)
29-398	Desoto	250	(DESO)	98-806	Hino	270	(HINO)
29-398	Excaliber	250	(EXCL)	98-807	Scania	270	(SCAN)
29-398	Hudson	250	(HUDS)	98-808	UD	270	(UD)
29-398	Packard	250	(PACK)	98-809	Sterling	270	(STLG)
29-398	Stutz	250	(STUZ)	98-902	Neoplan	270	(NEOP)
69-031	Aston Martin	250	(ASTO)	98-903	Carpenter	270	
69-032	Bricklin	250	(BRIC)	98-904	Collins Bus	270	
69-033	Citroen	250	(CITR)	98-905	DINA	270	(DINA)
69-034	DeLorean	250	(DELO)	98-906	Mid Bus	270	
69-035	Ferrari	251	(FERR)	98-907	Orion	270	(ONTR)
69-036	Hillman	251	(HILL)	98-908	Van Hool	270	
69-037	Jensen	251	(JENS)				
69-038	Lamborghini	251	(LAMO)				
69-039	Lotus	251	(LOTU)				
69-040	Maserati	251	(MASE)				
69-041	Morris	251	(MORR)				
69-042	Bentley	251	(BENT)				
69-042	Rolls Royce	251	(ROL)				

* **Reference:** Code Manual, Fifth
Educational National Crime Information
Center U.S. Department of Justice,
Federal Bureau of Investigation Section 4
– Vehicle Make Codes

PASSENGER CARS

MAKE:		Acura	(54)	(ACUR)
Model	Codes	Includes	Model Years	Body Types
AUTOMOBILES				
031	Integra	GS, LS, RS, GS-R, Type R	1986-2001, 9999	03-05,07,09
032	Legend	L, LS, GS, Special Edition, GS-R	1986-95,9999	02,04,08
033	NSX	NSX-T	1991-2005, 2009 , 9999	02
034	Vigor		1992-94,9999	04
035	TL	3.2, 3.7, SH-AWD	1996- 2009 , 9999	04
036	RL	3.5, 3.7	1996- 2009 , 9999	04
037	CL	2.2, 2.3, 3.0, 3.2, Type S	1997-2003, 9999	02
038	RSX	2.0, Type S	2002-06,9999	03
039	TSX		2004- 09 ,9999	04
398	Other (automobile)		1986- 09 ,9999	02-05,07-09
399	Unknown (automobile)		1986- 09 ,9999	02-05,07-09
LIGHT TRUCKS				
401	SLX		1996-2000, 9999	14
402	RDX		2007- 09 ,9999	14
421	MDX		2001- 09 ,9999	15
499	Unknown (light truck)		1996- 2009 , 9999	19
999	Unknown (ACURA)		1986- 2009 , 9999	49

MAKE:		Alfa Romeo	(31)	(ALFA)
Model	Codes	Includes	Model Years	Body Types
AUTOMOBILES				
031	Spider (Spyder)	Roadsters, Veloce, Quadrifoglio, Duetto, Graduate, 1600/1750/1900/ 2000 roadsters, Giulia, Giulietta, Giulietta Veloce, Tipo	1933-94,9999	01-02,09
032	Sports Sedan	4-door sedans (except 164); Milano, Giulietta, Super, Berlina, Alfetta, Giulia 1750/1900/2000/2600 sedans, Alpha 90	1933-89,9999	04

MAKE: Alfa Romeo (Cont.) (31) (ALFA)

Model	Codes	Includes	Model Years	Body Types
AUTOMOBILES (Cont.)				
033	Sprint/Special	2-door coupes; Alfetta GT, Monteval, 1750/1900/2000/2600 GTV, Sprint GT, GT Veloce, Giulia, Giulietta, Super, GTA, GTV, GTZ, TZ2	1933-80,9999	02
034	GTV-6		1981-86,9999	02
035	164 (Alpha 164)	LS, Q, Quadrifoglio	1990-95,9999	04
036	8c	Competizione, Spyder	2009	01, 03
398	Other (automobile)	Alfa, Montreal	1933-95, 2009 , 9999	01-04,08-09
399	Unknown (automobile)		1933-95, 2009 , 9999	01-04,08-09

MAKE: AM General (03) (AMGN)

Model	Codes	Includes	Model Years	Body Types
LIGHT TRUCKS				
401	Dispatcher	Post Office (Jeep)	1965-94,9999	14
402	Hummer	H3 (Base, Luxury, Adventure), x, Alpha	2006- 09 ,9999	14
421	Hummer (SUV from 1993-2003; see 431 for 2004 on) (for Pickup, see model 481)	Slantback-HMSB, H1, H2	1993-2003, 9999	15
431	Hummer (2004 on; see model 421 for 1993-2003)	H1 (Base, Luxury, Adventure), H2 (Base, Luxury, Adventure), Limousine	2004- 09 ,9999	16
466	Dispatcher	DJ-series-Post Office Van	1965-91,9999	22
481	Hummer (Pickup) (for SUV see model 421 for 1993-2003; see 431 for 2004 on)	H1, H2(Base, Luxury, Adventure, Limited Edition), Alpha	2002- 09 ,9999	31
482	Hummer	H3T (Adventure, Luxury, Alpha)	2009	31
498	Other (light truck)		1940- 2009 , 9999	14-16,19,22, 31-33, 39-42, 45, 48
499	Unknown (light truck)		1940- 2009 , 9999	14-16, 19, 22, 31-33, 39-42, 45, 48-49

MAKE:		AM General (Cont.)	(03)	(AMGN)
Model	Codes	Includes	Model Years	Body Types
MEDIUM/HEAVY TRUCKS				
884	Medium/Heavy Truck	Military off-road	1965-94,9999	60-64,71-72,78
898	Other (medium/heavy truck)		1965-94,9999	60-64,71-72,78
BUSES				
983	Bus: Rear engine, Flat front	Transit	1965-94,9999	52
988	Other (bus)		1965-94,9999	50-52,58-59
989	Unknown Bus Type		1965-94,9999	50-52,58-59
998	Other (vehicle)		1965-94,9999	91-93,97
999	Unknown (AM GENERAL)		1965- 2009 , 9999	49,79,99

MAKE:		American Motors*	(01)	(AMER)
Model	Codes	Includes	Model Years	Body Types
AUTOMOBILES				
001	Rambler/American	Rogue, 220, 330, 440, Scrambler Deluxe, Custom, Super, Classic, Brougham	1954-69,9999	01-02,04,06, 08-09
002	Rebel/Matador/Marlin	550, 660, 770, Classic Brougham Barcelona	1964-78,9999	01-02,04,06, 08-09
003	Ambassador	800, 880, 990, SST, DPL, Brougham, DDL, Limited	1958-74,9999	02,04,06,08-09
004	Pacer	D/L, X, Limited	1975-80,9999	02-03,06,09
005	AMX	(2-seater only)	1968-70,9999	02-03,09
006	Javelin	SST, AMX (1971-1974)	1968-74,9999	02-03,09
007	Hornet/Concord	SST, Sportabout, AMX (1975-1978) Limited, DL, SC-360	1970-83,9999	01-04,06,08-09
008	Spirit/Gremlin	Limited, DL, GT (1983 on), Custom, X, AMX (1979 on)	1970-83,9999	02-03,09
009	Eagle	Concord based, 30 Series	1980-88,9999	01-04,06,08-09
010	Eagle SX-4	Spirit/Gremlin based 50 Series	1981-84,9999	02-03,09
398	Other (automobile)		1940-88,9999	01-04,06,08-09
399	Unknown (automobile)		1940-88,9999	01-04,06,08-09

* NOTE: Alliance, Encore, Premier (including L, DL, and Limited) is coded under Renault (46).

MAKE:	Audi	(32)	(AUDI)	
Model	Codes	Includes	Model Years	Body Types
AUTOMOBILES				
031	Super 90		1966-72,9999	02,04,06,08-09
032	100	S, CS, LS, GL, Quattro (1989-on)	1970-77; 1989-94,9999	02,04,06,08-09
033	Fox		1973-79,9999	02,04,06,08-09
034	4000	Quattro, Coupe, Coupe GT, CS, S	1980-93,9999	02,04,08
035	5000	Quattro, CS, S, CS Turbo Quattro, T	1978-93,9999	04,06,09
036	80/90	Quattro, Coupe Quattro	1988-95,9999	04
037	200	Turbo Quattro	1989-92,9999	04,06,09
038	V-8 Quattro	100 series	1990-94,9999	04
039	Coupe Quattro	4000 series	1990-91,9999	02-03,09
040	S4/S6	Quattro, Avant Quattro (Wagon), 4.2 Saloon, Avant (2.7), RS4, Special Edition, V10, 5.6	1992-95; 2000- 09 ,9999	01,04,06,09
041	Cabriolet (1994-1998)		1994-98,9999	01
042	A6	Avant Quattro Wagon (3.0L), Quattro (2.7T, 4.2), FrontTrak (2.8, 3.0L), RS6, 3.2, S Line	1995- 2009 , 9999	04,06,09
043	A4	Avant Wagon (1.8T, 2.0T, 2.8, 3.0, 3.2), Avant Quattro Wagon, FrontTrak (1.8, 2.8, 3.0),Quattro (1.8T, 2.0T, 3.0, 3.2), Special Edition, S Line	1996- 2009 , 9999	01,04,06,09
044	A8	4.2 Quattro, L, W12	1997- 2009 , 9999	04
045	TT	FWD, Quattro AWD, 180, 225 Quattro Roadster, FrontTrak (180), 1.8L, 2.0 , 3.2L, S Line, RS	2000- 09 ,9999	01-03, 09
046	S8	4.2 Quattro, 5.2	2001-03; 2007- 09 , 9999	02,04
047	Allroad	QuattroWagon, 2.7T, 4.2	2001-05,9999	06
048	A3	2.0T/FSI, 3.2 S Line	2006- 09 ,9999	05
049	A5	3.2	2008- 09 , 9999	02
050	R8	4.2	2008- 09 , 9999	01-02
051	A7		2008- 09 , 9999 ,	04
052	S5	4.2	2008- 09 , 9999	02
053	A2		2009	05
053	RS5		2010	02

MAKE:		Audi (Cont.)	(32)	(AUDI)
Model	Codes	Includes	Model Years	Body Types
AUTOMOBILES (Cont.)				
398	Other (automobile)		1970- 2010 , 9999	01-06, 08-09
399	Unknown (automobile)		1970- 2010 , 9999	01-06, 08-09
LIGHT TRUCKS				
401	Q7	3.6/4.2 Premium, Hybrid	2007- 09,9999	14
402	Q5	3.2	2008- 09,9999	14
499	Unknown (light truck)		2007- 09,9999	14
999	Unknown (AUDI)		1966- 2010 , 9999	49, 99

MAKE:		Austin/Austin Healey	(33)	(AUST)
Model	Codes	Includes	Model Years	Body Types
AUTOMOBILES				
031	Marina	GT	1973-75,9999	01-04,08-09
032	America		1968-72,9999	02
033	Healey Sprite	Mark II, MKIV/Princess (Special Order)	1958-70,9999	01,04,09
034	Healey 100/3000	M, S, Mark III	1953-67,9999	01
035	Mini/Mini Cooper/Mini Moke	850, S	1960-69,9999	01-02,06,09
398	Other (automobile)	A35, A40, Westminster, Cambridge, Somerset, Seven, Hereford, Sports, Sheerline, Atlantic, Countryman, Dorset, Devon	1947-75,9999	01-04,06,08-09
399	Unknown (automobile)		1947-75,9999	01-04,06,08-09

MAKE:		BMW	(34)	(BMW)
Model	Codes	Includes	Model Years	Body Types
AUTOMOBILES				
031	1600/1800/2000/2002	Ti, Tii, Tilux, TR, CS, 1600-2, SA, Turbo, A, 1500, 2600, 501, 502	1955-76,9999	01-04,08-09
032	Coupe (before 1975)	2800CS, 3.0CS, 3.0csi, 3.0csl, 3200, 503, 507, M1, 1802, 2000c/cs, 2002	1956-76,9999	01-03,09
033	Bavarian Sedan	2500, 2800, 2.8 Barvarian	1969-74,9999	04

MAKE:	BMW (Cont.)	(34)	(BMW)
-------	-------------	------	-------

Model	Codes	Includes	Model Years	Body Types
AUTOMOBILES (Cont.)				
034	3-series	3.0s/si, 318i/is/ti/ic, 320i, 323iS/iC/i/Ci, 325e/es/i/iS/ii/C/Ci/Cic/xi/iT/xiT, Sport Wagon (iT/xiT), 328i/iS/ti/iC/Ci/xi, xDrive , 330i/Ci/Cic/xi, 335i/xi, xDrive , M3	1971- 2009 , 9999	01-04,06,08-09
035	5-series	524i,525i/xi,528i/iT/xi, xDrive , 530i/iT/xi,533i, 535i/xi, xDrive , 550i 540/i/iA/iT, TD Sport Wagon,525i/iT, (wagon 1992-93), M5, 545i, 550i	1975- 2009 , 9999	04,06,09
036	6-series	630, 633, 635, csi, M6, L6, 645Ci, 650i, Neiman Marcus Edition	1976-89, 2004- 09 ,9999	01, 02
037	7-series	733i, 735i, L7, 740i/L/iL/iA /Li Protection,750 i/iL/Li Protection,745i/Li,760i/Li, Alpina B7, Individual	1978- 2009 , 9999	04
038	8-series	840Ci/cia, 850i/iS/Ci/Cia	1991-97,9999	02
039	Z3	2.3/2.8/2.5i/3.0i Roadster, MRoadster, MCoupe, 2.8/3.0i Coupe	1996-2003, 9999	01-03, 09
040	Z8		2000-03,9999	01
041	V5		2007-08,9999	06
042	Z4	2.5i, 3.0i/si, Z4M	2003- 09 ,9999	01
043	1-Series	128i, 135i	2008- 09 , 9999	01, 02
044	X6		2008-09 , 9999	05
398	Other (automobile)		1955- 2009 , 9999	01-04,06,08-09
399	Unknown (automobile)		1955- 2009 , 9999	01-04,06,08-09
LIGHT TRUCKS				
401	X5	3.0i/si, 4.0is, 4.4i, 4.6is, 4.8is	2000- 09 ,9999	14
402	X3	2.5i, 3.0i/ xDrive , 4.8is	2004- 09 ,9999	14
499	Unknown (light truck)		2000- 09 ,9999	14

MAKE:	BMW (Cont.)	(34)	(BMW)
--------------	--------------------	-------------	--------------

Model	Codes	Includes	Model Years	Body Types
MOTORCYCLES				
703	125-349cc		1948-66,9999	80
705	450-749cc		1950-2003; 2006- 09 ,9999	80
706	750cc and over		1969- 2009 , 9999	80
709	Unknown cc		1948- 2009 , 9999	80
999	Unknown (BMW)		1948- 2009 , 9999	99

MAKE:	Buick	(18)	(BUIC)
--------------	--------------	-------------	---------------

Model	Codes	Includes	Model Years	Body Types
AUTOMOBILES				
001	Special/Skylark	GS (350, 400, 455), Deluxe GS California, Sport Wagon, Custom Roadmaster (1946-59)	1946-73,9999	01-04,06,08-09
002	LeSabre/Centurion/ Wildcat	Estate Wagon, Invicta, Custom, Limited, T-Type, Ltd, C.M.I, LE, Celebration Edition, Best Seller	1959-2005, 9999	01-02,04,06, 08-09
003	Electra/Electra 225/Park Avenue (1991-on)	Limited, Park Avenue, Ultra, Base, Prestige, SE	1959-2005, 9999	01-02,04,06, 08-09
004	Roadmaster	Estate Wagon, Limited	1991-96,9999	04,06,09
005	Riviera	S-Type, T-Type, Coupe Anniversary Edition, Silver Arrow	1963-93; 1995-99,9999	01-02,09
007	Century	Luxus, T-Type, FWD (82- on), Custom, Regal (72-77), Limited, LE, SE, Base	1954-2005, 9999	01-02,04,06, 08-09
008	Apollo/Skylark	Skylark (75), S/R	1973-76,9999	02-04,08-09
010	Regal (RWD only)	Turbo, Luxus, Grand National GNX, T-Type	1978-88,9999	02,04,06,08-09
012	Skyhawk	S-Type, Roadhawk, T-Type, GT	1975-80; 1982-89,9999	02-04,06,08-09
015	Skylark (76-85)	S/R, S, Limited, Sport, T-Type	1975-85,9999	02-04,08-09
018	Somerset/Skylark	Skylark (86-on), Sommerset, GS, Regal, Custom, Limited, T-Type	1985-98,9999	02,04,08
020	Regal (FWD)	Limited, Custom, Gold, Grand Sport GS, LS, Sport	1987-2004, 9999	02,04,08

MAKE:		Buick (Cont.)	(18)	(BUIC)
Model	Codes	Includes	Model Years	Body Types
AUTOMOBILES (Cont.)				
021	Reatta		1988-91,9999	01-02,09
022	LaCrosse	CX, CXL, CXS, Super	2005- 09 ,9999	04
023	Lucerne	CX, CXL V6, CXL V8, CXS	2006- 09 ,9999	04
024	Enclave	CX, CXL	2008- 09 , 9999	06
031	Opel Kadett		1965-72,9999	02,04,06,08-09
032	Opel Manta	1900, Luxus, Ralley, Sports Coupe	1966-75,9999	02,04,06,08-09
033	Opel GT		1969-75,9999	02
034	Opel Isuzu	Deluxe, Sport	1976-79,9999	02,04,08
398	Other (automobile)		1965- 2009 , 9999	01-04,06,08-09
399	Unknown (automobile)		1950- 2009 , 9999	01-04,06,08-09
LIGHT TRUCKS				
401	Rendezvous	CX, CXL, Ultra, Plus	2002-07,9999	14
402	Rainier	CXL, CXL Plus	2004-07,9999	14
441	Terraza	CX, CXL	2005-07,9999	20
499	Unknown (light truck)		2002-07,9999	14, 20
999	Unknown (BUICK)		1946- 2009 , 9999	49

MAKE:		Cadillac	(19)	(CADI)
Model	Codes	Includes	Model Years	Body Types
AUTOMOBILES				
003	Deville/Fleetwood (except Limousine)	Coupe de Ville, Sedan de Ville, Fleetwood Brougham, Fleetwood 60 Special, d'Elegance, Concours, DHS, DTS	1940-2005, 9999	01-02,04,08-09
004	Limousine	Fleetwood 75, Formal, Deville-based, DTS	1940- 2009 , 9999	12
005	Eldorado	Biarritz, El-doro, Touring Coupe, ESC, ETC	1967-2003, 9999	01-02,09
006	Commercial Series	Ambulance/Hearse, Professional	1940- 2009 , 9999	09-12
009	Allante'		1987-93,9999	01-02,09
014	Seville	Elegante, STS, SLS	1976-2004, 9999	04
016	Cimarron	D'Oro	1982-88,9999	04
017	Catera	Sport	1997-2001, 9999	04

MAKE:		Cadillac (Cont.)	(19)	(CADI)
Model	Codes	Includes	Model Years	Body Types
AUTOMOBILES (Cont.)				
018	CTS/ <i>CTC</i>	Luxury, Luxury Sport, V-Series, 2.8L, 3.6L	2003- 10 ,9999	02 , 04, 06
019	XLR	Neiman Marcus Edition, V-Series, Standard, Platinum	2004- 09 ,9999	01
020	SRX	V6, V8, Sports Package	2004- 09 ,9999	06
021	STS	V6,V8, V-Series, Luxury, Premium, Standard, Platinum	2005- 09 ,9999	04
022	DTS	Luxury I, II, III, V8, Performance, Platinum	2006- 09 ,9999	04
398	Other (automobile)		1965- 2010 , 9999	01-02,04,06, 08-09,12
399	Unknown (automobile)		1950- 2010 , 9999	01-02,04,06, 08-09,12
LIGHT TRUCKS				
401	BRX		2009	14
421	Escalade/ESV (from 2004 on; see 431 for 2003)	4WD, 2WD, Standard, Platinum, Limousine, Hybrid	1999-2000; 2002- 09 ,9999	15
431	Escalade ESV		2003	16
480	Escalade EXT (from 2002 -2006; for 2007 on see 481)	4WD, 2WD	2002-06,9999	31
481	Escalade EXT (from 2007 on; see 480 for 2002-2006)	4WD, 2WD	2007- 09 ,9999	31
499	Unknown (light truck)		1999-2000; 2002- 09 ,9999	49
999	Unknown (CADILLAC)		1940- 2010 , 9999	49

MAKE:		Chevrolet	(20)	(CHEV)
Model	Codes	Includes	Model Years	Body Types
AUTOMOBILES				
001	Chevelle/Malibu (thru '83)	Classic, Councours, Laguna**, S-3, Greenbriar, Estate, 300, SS-396/454, Deluxe	1963-83,9999	01-02,04,06, 08-09
002	Impala/Caprice	Biscayne, Belair, Super Sport, Classic, Classic Brougham, Townsman, Brookwood, Kingswood, LS, LT, LTZ, Sport, SS	1955-96; 2000- 09 ,9999	01-02,04,06, 08-09

MAKE: Chevrolet (Cont.) (20) (CHEV)

Model	Codes	Includes	Model Years	Body Types
AUTOMOBILES (Cont.)				
004	Corvette	Stingray, C5, Z06, Z06-R 50 th Anniversary Edition, Commemorative Edition, Indy Pace Car, ZR1	1953-82; 1984- 2009 , 9999	01-03,09
006	Corvair	Monza, Corsa, 500, Yenko	1960-69,9999	01-02,04,06, 08-09
007	El Camino	Royal Knight, SS	1958-94,9999	10
008	Nova (-'79)	Chevy II, LN, LE, Concours, SS-350/396, Rally	1962-79,9999	01-04,06,09
009	Camaro	SS, RS, LT, Berlinetta, Iroc-Z, Z28	1967-2002, 2010 , 9999	01-03,09
010	Monte Carlo (thru '88)	LS, SS, Aerocoupe, Landau, Z34	1970-88,9999	02
011	Vega	GT, Cosworth	1971-77,9999	02-04,06,08-09
012	Monza	Spyder, 2 + 2, Towne Coupe	1974-80,9999	02-04,06,08-09
013	Chevette	S, Scooter, CS	1976-87,9999	03-05,07,09
015	Citation	X-11, Citation II	1980-85,9999	02-05,07,09
016	Cavalier	CS, RS, Z24, LS, Sport, Special Value Package	1982-2005, 9999	01-04,06,08-09
017	Celebrity	CS, Eurosport, VR	1982-90,9999	02,04,06,08-09
019	Beretta/Corsica	GT, GTZ, LT, LTZ, PX, QX, KX, LX, MX, Z26	1982-96,9999	02,04-05,08-09
020	Lumina	Z-34, Euro, LTZ, LS	1990-2001, 9999	02,04,06,08-09
022	Cobalt	LS, LT, LTZ, SS, SS Supercharged, Sport	2005- 09 ,9999	02,04
023	HHR	LS, 1LT, 2LT, SS, Panel	2006- 09 ,9999	06
024	Traverse	LS, LT, LTZ	2009	06
031	Spectrum		1985-89,9999	02-05,08-09
032	Nova/Geo Prism/Prism	CL, NUMMI-built vehicles, LSi	1985-2002, 9999	02-05,07-09
033	Sprint/Geo Sprint	(Cultus - foreign)	1985-89,9999	03,05,07
034	Geo Metro/Metro	Lsi, Xfi	1989-2001, 9999	01,03-05,07,09
035	Geo Storm	Gsi	1985-93,9999	02-03,09
036	Monte Carlo (1995 on)	FWD, LS, Z34, LS, LT, LTZ, SS, Sport Edition	1995-2007, 9999	02
037	Malibu/Malibu Maxx	Base, LS, LT, LTZ, SS, Hybrid	1997- 2009 , 9999	04-06
038	SSR	Signature Series, LS, LS5, 1SS, 2SS, 3SS	2004-06,9999	10

MAKE:	Chevrolet (Cont.)	(20)	(CHEV)
--------------	--------------------------	-------------	---------------

Model	Codes	Includes	Model Years	Body Types
AUTOMOBILES (Cont.)				
039	Aveo/Aveo 5	Base, LS, LT, Special Value	2004- 09 ,9999	04-05
398	Other (automobile)	Fleetmaster, Fleetline, Styline Special, One-fifty, Bel-Air, Del Ray, Biscayne	1930- 2010 , 9999	01-11
399	Unknown (automobile)		1930- 2010 , 9999	01-11
**Nomad, Malibu , Laguna and other similar terms may be used on all models as a reflection of trim type.				
LIGHT TRUCKS				
401	S-10 Blazer/TrailBlazer (2002 only; for 2003 on, see 403)	S-10 p/u based,LS,LT,ZR2 TrailBlazer, Xtreme, ZR2, LS, LT, LTZ, EXT	1982-2005, 9999	14
402	Geo Tracker/Tracker	Lsi, LT, ZR2	1989-2004, 9999	14
403	TrailBlazer (from 2003 on; for 2002, see 401)	LS, LT, LTZ, North Face Edition, EXT, SS (LS/LT)	2003- 09 ,9999	14
404	Equinox	LS, LT, LTZ, Sport	2005- 09 ,9999	14
421	Fullsize Blazer/Tahoe	K-series, fullsized p/u based, LS, LT, LTD, LTZ, 4WD, Z71, Hybrid	1969- 2009 , 9999	15
422	Suburban (from 2004 on; see 431 for 1950-2003)	LS, LT, LTZ, Z71	2004- 2009 , 9999	15
431	Suburban (from 1950- 2003;see 422 for 2004 on)	all models (C1500/2500, K1500/2500), LS, LT, Z71	1950-2003, 9999	16
441	Astro Van	Minivan, Cargo, Passenger, LT, LS, Conversion	1985-2005, 9999	20
442	Lumina APV	Minivan, MPV	1990-96,9999	20
443	Venture	Cargo, Passenger, Plus, LS, LT, Value, Value Plus, Extended, W. B. Edition, Entertainer	1997-2005, 9999	20
444	Uplander	Base, LS, LT, LT(AWD), LT Entertainer	2005-08,9999	20
461	G-series van	Beauville,Chevy Van, Sport Van, G10-G30, Express, G1500/2500/3500, LT, LS	1957- 2009 , 9999	21-22,28-29
466	P-series van		1965-99,9999	22,28-29

MAKE:	Chevrolet (Cont.)	(20)	(CHEV)
--------------	--------------------------	-------------	---------------

Model	Codes	Includes	Model Years	Body Types
LIGHT TRUCKS (Cont.)				
470	Van derivative	Parcel Van, Hi-cube	1965- 2009 , 9999	28-29
471	S-10/T-10 Pickup	4 x 4, Fleetside, Extended, Crew, LS, S-10, Xtreme, ZR2, ZR5, electric pickup*	1982-2005, 9999	30,32,40,42
472	LUV	Imported pickup	1972-91,9999	30,32,40,42
473	Colorado	Z71, Z85, Sport, LS, LT, Work, Value	2004- 09 ,9999	30
481	C, K, R, V-Series pickup/Silverado	C10-C30, K10-K30, R10-R30, V10-V30, Silverado: 1500 (C-K, HD), 2500 (C-K, HD), 3500 (CK), ST, LS, LT, Z71, Fleetside, Sportside, CrewCab, SS, Hybrid, LTZ, WT	1940- 2009 , 9999	31-32,39-40,42
482	Avalanche	1500/2500 Premium, North Face Edition, Z71, Z66, LS, LT, LTZ	2002- 09 ,9999	31
498	Other (light truck)		1940- 2009 , 9999	14-16,19-22, 28-32, 39-40,42, 45,48
499	Unknown (light truck)		1932- 2009 , 9999	14-16,19-22, 28-32, 39-40,42, 45, 48-49
* Electric Vehicle, Be sure to code Related Factors-Vehicle Level, Code "36"				
MOTOR HOME				
850	Motor Home	Truck-based	1949- 2009 , 9999	65,73
MEDIUM/HEAVY TRUCKS				
880	Medium/Heavy Pickup (pickup-style only – over 10,000 lbs)		1953- 2009 , 9999	67
881	Medium/Heavy – CBE	C50/60/65; M60/65; H70/80/90; J70/80/90; Bison 90; Kodiak (C4500) all other CBE	1955- 2009 , 9999	60-64,66, 71-72,78
882	Medium/Heavy – COE low entry	T60/65, all other COE low entry	1960- 2009 , 9999	60-64,66, 71-72,78

MAKE:	Chevrolet (Cont.)	(20)	(CHEV)
--------------	--------------------------	-------------	---------------

Model	Codes	Includes	Model Years	Body Types
MEDIUM/HEAVY TRUCKS (Cont.)				
883	Medium/Heavy – COE high entry	Titan 90, all other COE high entry	1971-80,9999	60-64,66,71-72,78
884	Medium/Heavy – Unknown engine location		1951- 2009 ,9999	60-64,66,71-72,78
890	Medium/Heavy – COE entry position unknown		1965- 2009 ,9999	60-64,66,71-72,78
898	Other (medium/heavy truck)		1949- 2009 ,9999	60-64,66,71-72,78
BUSES				
981	Bus**: Conventional (Engine out front)	S-60 series	1967- 2009 ,9999	50-52,58-59
988	Other (bus)		1965- 2009 ,9999	50-52,58-59
998	Other (vehicle)		1934- 2010 ,9999	91-93,97
999	Unknown (CHEVROLET)		1933- 2010 ,9999	49,79,99

**** Use code "981"(bus) if the frontal plane or the engine location is unknown.**

MAKE:	Chrysler/DaimlerChrysler	(06)	(CHRY)
--------------	---------------------------------	-------------	---------------

Model	Codes	Includes	Model Years	Body Types
AUTOMOBILES				
009	Cordoba	Crown, 300, LS	1975-83,9999	02
010	New Yorker (thru 78)/Newport/5th Avenue/Imperial (1979-83) (excludes all FWD)	Town and Country, Brougham, Custom, Royal, 300 (thru 1971) Frank Sinatra editions (FS), Royal Limo, Windsor Wagon/ Ambulance	1946-89,9999	01-02,04,06,08-09,11-12
014	New Yorker/E-Class/Imperial (1990-93)/Fifth Avenue	FWD vehicles, Turbo, Salon	1980-93,9999	02,04,08
015	Laser	Turbo, XE, XT	1984-86,9999	03
016	LeBaron	Premium, Salon (RWD), Landau, LX, Town and Country cars and wagon, Medallion, FWD except GTS or GTC Sport Coupe	1977-94,9999	01-09

MAKE: Chrysler/DaimlerChrysler (Cont.) (06) (CHRY)

Model	Codes	Includes	Model Years	Body Types
AUTOMOBILES (Cont.)				
017	LeBaron GTS/GTC	GT, GTS-Turbo, GTC-Sport Coupe	1982-95,9999	01-09
031	TC (Maserati Sport)	Turbo Convertible	1988-91,9999	01-03,09
035	Conquest	TSI, Turbo	1987-89,9999	03
041	Concorde	LX, LXi, Limited	1993-2004, 9999	04
042	LHS	New Yorker (1994-on)	1994-97; 1999-2001, 9999	04
043	Sebring	JX, JXi, LX, LXi, GTC, TSi, Limited, Plus, Platinum, Touring, Signature Series	1995- 2009 , 9999	01-02,04,08-09
044	Cirrus	LX, LXi	1995-2000, 9999	04
050	Executive	Sedan and Limo	1983-87,9999	04,09,11-12
051	300M/300/300C	Special, Platinum, Touring, Limited, SRT, Signature Series, SRT8, LX, SRT, Heritage, Great American, Walter P. Chrysler Executive Series,	1999- 2009 , 9999	04
052	PT Cruiser	Base, Touring, Limited, GT, Turbo, Dream Cruiser, Platinum, Series 4, Signature Series, Street Cruiser, Pacific Coast Highway, LX, Sunset Blvd. Roadster, Black Tie Edition	2001- 09 ,9999	01,06
053	Prowler (2002 on) (1997,1999-01 see Plymouth)	Roadster, Black Tie Edition	2002	01
054	Pacifica	Premium, Luxury, Touring, Signature Series, LX	2004-08,9999	06
055	Crossfire	Limited, SRT6, Standard	2004-08,9999	01,02
398	Other (automobile)		1946- 2009 , 9999	01-09,11-12
399	Unknown (automobile)		1946- 2009 , 9999	01-09,11-12
LIGHT TRUCKS				
421	Aspen	Limited, Signature, Hybrid	2007- 09 ,9999	15

MAKE:	Chrysler/DaimlerChrysler (Cont.)(06)	(CHRY)
--------------	---	---------------

Model	Codes	Includes	Model Years	Body Types
LIGHT TRUCKS (Cont.)				
441	Town and Country	Minivan, SX, LX, LXi, Ltd., SWB, LWB, AWD, FWD, eL, eX, Touring, Platinum, Signature Series	1990- 2009 , 9999	20
442	Voyager (2000 on; 1984-00 see Plymouth)	Base, Popular, Value, LX, eC	2000-03,9999	20
499	Unknown (light truck)		1990- 2009 , 9999	15, 20,29
999	Unknown (CHRYSLER)		1946- 2009 , 9999	49

MAKE:	Daewoo	(64)	(DAEW)
--------------	---------------	-------------	---------------

Model	Codes	Includes	Model Years	Body Types
AUTOMOBILES				
031	Lanos	S, SE, SX, Sport	1999-2002, 9999	03-04,09
032	Nubira	SX, CDX, SE	1999-2002, 9999	04-06,09
033	Leganza	SE, SX, CDX	1999-2002, 9999	04
398	Other (automobile)		1999-2002, 9999	03-07,09
399	Unknown (automobile)		1999-2002, 9999	03-07,09

MAKE:	Daihatsu	(60)	(DAIH)
--------------	-----------------	-------------	---------------

Model	Codes	Includes	Model Years	Body Types
AUTOMOBILES				
031	Charade		1988-94,9999	03-04,09
LIGHT TRUCKS				
401	Rocky		1990-92,9999	14
999	Unknown (DAIHATSU)		1990-94,9999	49

MAKE:	Dodge	(07)	(DODG)
--------------	--------------	-------------	---------------

Model	Codes	Includes	Model Years	Body Types
AUTOMOBILES				
001	Dart	170, 270, Custom, GT, Swinger, Demon, 340, 360, Special, Sport, Special Edition	1960-76,9999	01-02,04,06, 08-09

MAKE:	Dodge (Cont.)	(07)	(DODG)
--------------	----------------------	-------------	---------------

Model	Codes	Includes	Model Years	Body Types
AUTOMOBILES (Cont.)				
002	Coronet/Magnum/ Charger (thru 1978)	Brougham, Custom, Superbee, 500, Crestwood, Deluxe, XE, R/T, 440, SE, Police	1964-79,9999	01-02,04,06, 08-09
003	Polara/Monaco/ Royal Monaco	Custom, Special, Police, Taxi, Crestwood, Brougham	1964-78,9999	01-02,04,06, 08-09
004	Viper	RT/10, GTS, ACR, SRT-10	1992- 2009 , 9999	01-02,09
005	Challenger	R/T, T/A, Rallye	1970-74,9999	01-02,09
006	Aspen	Custom, Special Edition, Police, R/T, Sport	1976-80,9999	02,04,06,08-09
007	Diplomat	Medallion, S, Salon, SE	1977-89,9999	02,04,06,08-09
008	Omni/Charger (1983 on)	024, DeTomaso, Miser, Charger 2.2, GLH, Custom, Shelby, GLHS, America, Expo, SE	1978-90,9999	03,05,07
009	Mirada		1980-83,9999	02
010	St Regis	Police, Taxi	1979-81,9999	04
011	Aries (K)	Custom, SE, LE	1981-89,9999	02,04,06,08-09
012	400	LS	1982-83,9999	01-02,04,08-09
013	Rampage (car-based pickup)	2.2, GT, Sport	1982-84,9999	10
014	600	ES, Turbo, SE	1983-88,9999	01-02,04,08-09
015	Daytona	Turbo Z, C/S Competition, Shelby Z/CSX, Pacifica, IROC R/T	1984-93,9999	03
016	Lancer	Pacifica, Turbo, ES, Shelby	1985-89,9999	02-09
017	Shadow	ES, Turbo, America	1987-94,9999	01-03,05,07,09
018	Dynasty		1988-93,9999	02,04,08
019	Spirit	ES, Shelby, R/T	1989-95,9999	01-02,04,08-09
020	Neon	Competition, Highline, SE, ES, ACR R/T, SRT-4, SXT	1995-2005, 9999	02,04,08
021	Magnum	SE, SXT, R/T, SRT8	2005-08,9999	06
024	Charger	Daytona, SRT8, R/T, SE, SXT, SuperBee	2006- 09 ,9999	04
025	Caliber	SE, SXT, R/T, SRT4, Sport	2007- 09 ,9999	05
026	Avenger	SE, SXT, R/T	2008- 09 , 9999	04
027	Journey	SE, SXT, R/T	2009- 09 , 9999	06
028	Challenger	SRT8, SE, R/T	2008- 09 , 9999	02
033	Challenger	all import	1978-83,9999	02
034	Colt (includes 2WD Vista)	GT, Custom, Carousel, Premier, Deluxe, E, DL, GTS, Turbo, RS	1974-94,9999	02-09

MAKE:	Dodge (Cont.)	(07)	(DODG)
-------	---------------	------	--------

Model	Codes	Includes	Model Years	Body Types
AUTOMOBILES (Cont.)				
035	Conquest	Turbo	1984-89,9999	03
039	Stealth	RT, ES	1991-96,9999	02-03,09
040	Monaco		1990-92,9999	02,04,08
041	Intrepid	ES, R/T, S, SE, SXT	1993-2004, 9999	04
042	Avenger	ES	1995-2000, 9999	02
043	Stratus	ES, SE, R/T, Plus, SXT	1995-2007, 9999	02,04,08
398	Other (automobile)		1946- 2009 , 9999	01-10,12
399	Unknown (automobile)		1946- 2009 , 9999	01-10,12
LIGHT TRUCKS				
401	RaiderSport	Sport	1986-94,9999	14
402	Durango (1998-2003 only; see model 422 for 2004 on)	Sport, R/T, SLT, SXT, Plus	1998-2003, 9999	14
403	Nitro	SLT, SXT, R/T	2007- 09 ,9999	14
421	Ramcharger		1974-93,9999	15
422	Durango (2004 on; see 402 for 1998-2003 models)	ST, SLT, Limited, SXT, Adventurer, Hybrid	2004- 09 ,9999	15
441	Vista Van	4x4 (Only)	1984-91,9999	20
442	Caravan/Grand Caravan	Mini Ram Van, 112 & 19 WB, SE, ES, LE, Sport, EX, eC, eL, AWD, Sport, EPIC-elec* SXT, C/V, Special Edition	1984- 2009 , 9999	20
461	B-Series Van/Ram Van/Ram Wagon	Sportsman, Royal, Maxiwagon, Ram, B1500-B3500, Tradesman, Ram Maxivan (1500, 2500, 3500), Ram Wagon (1500, 2500, 3500) Conversion, Cargo Van (1500: van, non-maxi van, maxi van; 2500: non-maxi, maxi van; 3500: non-maxi), Dodge Wagon (1500, 2500, 3500)	1963-2003, 9999	21,28,40-42,48
462	Sprinter	Cargo, Passenger	2004- 09 ,9999	21,28
470	Van Derivative	Kary Van, Parcel Van	1971- 2009 , 9999	28-29
471	D50, Colt pickup, Ram 50/Ram 100		1979-93,9999	30,32

MAKE:	Dodge (Cont.)	(07)	(DODG)
--------------	----------------------	-------------	---------------

Model	Codes	Includes	Model Years	Body Types
LIGHT TRUCKS (Cont.)				
472	Dakota	R/T, Limited Edition, Quad Cab, Club Cab, Plus, SLT, ST, SXT, Sport, Laramie, TRX	1987- 2009 , 9999	30-33,39,40
481	D, W-Series pickup	Custom, Royal, Ram, Miser, D100-D350, W100-W350	1955-93,9999	31-32,40,42
482	Ram Pickup	1500,2500,3500, Quad Cab, SLT, SLT+, ST, SRT-10, Laramie, Rumble Bee, Power Wagon, Daytona, TRX Off-Road, Sport	1994- 2009 , 9999	31-32,40,42
498	Other (light truck)		1979- 2009 , 9999	14-15,19,20-22, 28-33,39-42,45, 48
499	Unknown (light truck)		1949- 2009 , 9999	14-15,19,20-22, 28-33,39-42,45, 48-49
* Electric Vehicle. Be sure to code Related Factors-Vehicle Level Code "36."				
MOTOR HOME				
850	Motor Home	Truck-based	1952- 2009 , 9999	65,73
MEDIUM/HEAVY TRUCKS				
880	Medium/Heavy Pickup (pickup-style only – over 10,000 lbs)		1953- 2009 , 9999	67
881	Medium/Heavy – CBE		1966- 2009 , 9999	60-64,66, 71-72,78
882	Medium/Heavy – COE low entry		1967-77,9999	60-64,66, 71-72,78
883	Medium/Heavy – COE high entry		1967-77,9999	60-64,66, 71-72,78
884	Medium/Heavy – Unknown engine location		1962- 2009 , 9999	60-64,66, 71-72,78
890	Medium/Heavy – COE entry position unknown		1965-77,9999	60-64,66, 71-72,78
898	Other (medium/heavy truck)		1930- 2009 , 9999	60-64,66, 71-72,78

MAKE:	Dodge (Cont.)	(07)	(DODG)
--------------	----------------------	-------------	---------------

Model	Codes	Includes	Model Years	Body Types
BUSES				
981	Bus**: Conventional (Engine out front)	(not van based)	1966-77,9999	50-52,58-59
988	Other (bus)		1965-77,9999	50-52,58-59
**Use code "981"(bus) if the frontal plane or the engine location is unknown.				
998	Other (vehicle)		1965- 2009 , 9999	91-93,97
999	Unknown (DODGE)		1952- 2009 , 9999	49,79,99

MAKE:	Eagle*	(10)	(EGIL)
--------------	---------------	-------------	---------------

Model	Codes	Includes	Model Years	Body Types
AUTOMOBILES				
034	Summit (excludes wagon)	DL, LX, ES, ESi	1989-96,9999	02-04,08-09
037	Talon	FWD, Tsi, Tsi-FWD, Esi	1990-98,9999	02-03,09
040	Premier	LX, ES, ES Limited	1988-92,9999	02,04,08
041	Vision	Esi, Tsi	1993-97,9999	04
044	Medallion	DL, LX	1988-89,9999	04,06,09
045	Summit Wagon	FWD, AWD, DX, LX (Mitsubishi)	1992-96,9999	06
398	Other (automobile)		1988-98,9999	02-04,06,08-09
399	Unknown (automobile)		1988-98,9999	02-04,06,08-09
*Note: Eagle model listed under American Motors.				

MAKE:	Fiat	(36)	(FIAT)
--------------	-------------	-------------	---------------

Model	Codes	Includes	Model Years	Body Types
AUTOMOBILES				
031	124 (Coupe/Sedan)	Sport	1967-75,9999	01-02,04,06, 08-09
032	124 Spider/Racer	Spider 2000/1500	1968-83,9999	01-02,09
033	Brava/131		1975-82,9999	02,04,06,08-09
034	850 (Coupe/Spider)		1967-73,9999	01-02,09
035	128		1972-79,9999	01-02,04,06, 08-09
036	X-1/9		1975-83,9999	01-02,09
037	Strada		1979-83,9999	03,05,07

MAKE:	Fiat (Cont.)	(36)	(FIAT)
--------------	---------------------	-------------	---------------

Model	Codes	Includes	Model Years	Body Types
AUTOMOBILES (Cont.)				
398	Other (automobile)	600, 1100	1967-83,9999	01-09
399	Unknown (automobile)		1967-83,9999	01-09
MEDIUM/HEAVY TRUCKS				
882	Medium/Heavy – COE low entry		1967-83,9999	60-64,66, 71-72,78
883	Medium/Heavy – COE high entry		1967-83,9999	60-64,66, 71-72,78
890	Medium/Heavy – COE entry position unknown		1967-83,9999	60-64,66, 71-72,78
898	Other (medium/heavy truck)		1967-83,9999	60-64,66, 71-72,78
998	Other (vehicle)		1967-83,9999	91-93,97
999	Unknown (FIAT)		1967-83,9999	99

MAKE:	Ford	(12)	(FORD)
--------------	-------------	-------------	---------------

Model	Codes	Includes	Model Years	Body Types
AUTOMOBILES				
001	Falcon	FuturaSprint, GT, Futura	1960-70,9999	02,04,06,08-09
002	Fairlane	Torino (1968-70), 500, Brougham	1955-70,9999	01-02,04,06, 08-09
003	Mustang/Mustang II	Mach(I), Boss, Grande, Cobra (SVT), Ghia, SVO, GT (Premium, Base, Cal Spec. Pkg.), LX, Shelby (GT500, GT500KR), Deluxe, Premium, Bullitt, V6 (Base, Premium, Pony)	1964- 2009 , 9999	01-03,09
004	Thunderbird (all sizes)	Landau, Heritage, Turbo coupe, Elan, Fila, Sport, LX, SC, Deluxe, Premium, Pacific Coast Edition, 50 th Anniversary Edition	1955-98; 2002-05,9999	01-02,04,08-09
005	LTD II	S, Squire, Brougham	1977-79,9999	02,04,06,08-09
006	LTD/Custom/Galaxy (all sizes)	XL, Landau, Ranch Wagon, Country Squire, S, 500, Brougham, XL, GT	1963-86,9999	01-02,04,06, 08-09
007	Ranchero	Falcon/Fairlane based Torino/LTD II based	1960-79,9999	10

MAKE:	Ford (Cont.)	(12)	(FORD)
--------------	---------------------	-------------	---------------

Model	Codes	Includes	Model Years	Body Types
AUTOMOBILES (Cont.)				
008	Maverick	Grabber	1969-78,9999	02,04,08
009	Pinto	Pony, MPG, ESS	1971-80,9999	02-03,06,09
010	Torino/Gran Torino/Elite	GT, Cobra, Sport, Squire, Brougham	1971-76,9999	01-02,04,06,08-09
011	Granada	ESS, Ghia	1975-82,9999	02,04,06,08-09
012	Fairmont	Futura, Sport Coupe	1978-83,9999	02,04,06,08-09
013	Escort/EXP/ZX2	L, GL, GLX, SS, GT, LX, LXE, SE, ZX2, Deluxe, Premium, Standard	1981-2003, 9999	02-09
015	Tempo	L, GL, GLX, Sport, 4X4	1984-94,9999	02,04,08
016	Crown Victoria	LX, LTD Crown Victoria, LX Sport	1981- 2009 , 9999	02,04,06,08-09
017	Taurus/Taurus X	MT-5, L, GL, LX, SHO, G, SE, SVG, SES, SEL, Limited, Eddie Bauer	1986- 2009 , 9999	04,06,09
018	Probe	GL, LX, GT	1988-97,9999	03
021	Five Hundred	SE, SEL, Limited	2005-07,9999	04
022	Freestyle	SE, SEL, Limited	2005-07,9999	06
023	Fusion	I4 S/SE/SEL, V6 SE/SEL	2006- 09 ,9999	04
024	Edge	SE, SEL, SEL Plus, Limited	2007- 09 ,9999	06
025	Flex	SE, SEL, Limited	2009	06
031	English Ford	Cortina, Anglia, Zephyr/ Zodiac Mark III	1946-70,9999	02,04,06,08-09
032	Fiesta	Sport, Ghia	1978-80,9999	03
033	Festiva	L, GL	1988-93,9999	03
034	Laser		1993-94,9999	02-03,09
035	Contour	Sport, LX, SE, SVT	1994-2001, 9999	04
036	Aspire		1994-97,9999	03,05,07
037	Focus	ZX3, LX, SE, ZTS, SVT, ZX4, ZX4, ST, ZX5, ZXW, S, SES, SEL	2000- 09 ,9999	02-06,09
038	GT		2004-06,9999	01
398	Other (automobile)	Deluxe, Ford Six, Mainline, Crestline, Futura, Galaxie, Model A	1924- 2009 , 9999	01-11
399	Unknown (automobile)		1924- 2009 , 9999	01-11

MAKE:	Ford (Cont.)	(12)	(FORD)
--------------	---------------------	-------------	---------------

Model	Codes	Includes	Model Years	Body Types
LIGHT TRUCKS				
401	Bronco (thru 1977)/ Bronco II/Explorer/ Explorer Sport	Eddie Bauer, XL, XLT, Explorer, (1990 on) Eddie Bauer, Limited, XL, XLT, XLS, Explorer Sport (Value, Choice Premium), NBX, Adrenalin, Ironman	1966-77; 1983- 2009 , 9999	14
402	Escape	XLS(Value, Sport, V6 Choice/Premium), XLT (Choice, Premium, Sport), Hybrid, No Boundaries, Limited	2001- 09 ,9999	14
421	Bronco-fullsize (1978-on)	Eddie Bauer, Custom, XL, XLT	1978-96,9999	15
422	Expedition	EL, XLS, XLT (4x4,4x2), Eddie Bauer (4x4,4x2), NBX, Sport, NBX, Limited, King Ranch, Funk Master Flex Edition	1996- 2009 , 9999	15
423	Excursion	XLT, Limited (LTD), Ultimate, Premium, XLS, Eddie Bauer	2000-05,9999	15
441	Aerostar	XLT, Cargo Van	1985-97,9999	20
442	Windstar	GL, LX, XLT, Splash, Cargo Limited, SE, SEL	1995-03,9999	20
443	Freestar	Base, LX, SE, S, SEL, SES, Limited	2004-07,9999	20
444	Transit Connect		2010	20
461	E-Series Van/Econoline	Econoline (E150-E450), Clubwagon (XL, XLT), Chateau, (XL,XLT), Parcel Van, Econoline Wagon E150 (XL/XLT); E350 XI/XLT), E250 (EXT)	1960- 2009 , 9999	21-22,28,29
470	Van Derivative		1960- 2009 , 9999	28-29
471	Ranger	Supercab, 4x4, STX, SL, SLT, Splash, XL (Standard/ Super Cab), XLT, Tremor (Standard/Super Cab/Off- Road/FX4), Edge (Regular/ Super Cab), EV* (electric), Level II, Sport	1982- 2009 , 9999	30-32,40,42

MAKE: Ford (Cont.) (12) (FORD)

Model	Codes	Includes	Model Years	Body Types
LIGHT TRUCKS (Cont.)				
472	Courier	Imported pickup	1972-91,9999	30-32,39,40,42
473	Explorer Sport Trac	2WD/4WD, Value, Choice, Premium, XLS, XLT, Adrenalin, Limited	2001- 09 ,9999	30
481	F-Series pickup	F100, F150-F350, (XL, XLT, Crew Cab, Super Cab, Regular Cab, Lariat, Super Duty, Flareside, Styleside, SVT Lightning, Fireside, Harley-Davidson Edition, King Ranch, SuperCrew, STX, Heritage Edition, Sport Edition, FX4, FX2), F450 (10,000 GVWR and under) (see model 880 for F450 >10,000 GVWR), Amarillo Package, Platinum, Cabela's	1940- 2009 , 9999	31-32,39,40,42
498	Other (light truck)		1972- 2010 , 9999	14-16,20, 28-32,40-42, 45, 48
499	Unknown (light truck)		1928- 2010 , 9999	14-16,19-22, 28-32,39-42,45, 48-49
* Electric Vehicle, Be sure to code Related Factors-Vehicle Level, Code "36"				
MOTOR HOME				
850	Motor Home	Truck-based, F-550	1956- 2009 , 9999	65,73
MEDIUM/HEAVY TRUCKS				
880	Medium/Heavy Pickup (pickup-style only – over 10,000 lbs)	Super Duty 350, F450/550, Lariat	1953- 2009 , 9999	67
881	Medium/Heavy – CBE	F-5 thru F-8, L-series, FT-series, Super Duty F-Series: 450/550/650/750/800 (does not include pickup style)	1953- 2009 , 9999	60-64,66, 71-72,78
882	Medium/Heavy – COE low entry	C/CT series, LCF	1964- 2009 , 9999	60-64,66, 71-72,78
883	Medium/Heavy – COE high entry	C/CLT series, LCF	1967- 2009 , 9999	60-64,66, 71-72,78

MAKE:	Ford (Cont.)	(12)	(FORD)
--------------	---------------------	-------------	---------------

Model	Codes	Includes	Model Years	Body Types
MEDIUM/HEAVY TRUCKS (Cont.)				
884	Medium/Heavy – Unknown engine location		1956- 2009 , 9999	60-64,66, 71-72,78
890	Medium/Heavy – COE entry position unknown		1956- 2009 , 9999	60-64,66, 71-72,78
898	Other (medium/heavy truck)		1965- 2009 , 9999	60-64,66, 71-72,78
BUSES				
981	Bus**: Conventional (Engine out front)	B-series (not van based)	1964- 2009 , 9999	50,52,58-59
988	Other (bus)		1940- 2009 , 9999	50,52,58-59
998	Other (vehicle)		1940- 2010 , 9999	91-93,97
999	Unknown (FORD)		1940- 2010 , 9999	49,79,99

** Use code "981" (bus) if the frontal plane or the engine location is unknown.

MAKE:	GMC	(23)	(GMC)
--------------	------------	-------------	--------------

Model	Codes	Includes	Model Years	Body Types
AUTOMOBILES				
007	Caballero		1965-87,9999	10
008	Acadia	SLE, SLT	2007- 09 ,9999	06
399	Unknown (automobile)		1965- 2009 , 9999	06, 10
LIGHT TRUCKS				
401	Jimmy/Typhoon/Envoy	S-15 based, (100.5 WB), T15, SLE, SL, SLS, SLT, XL, XUV, Denali	1983- 2009 , 9999	14
402	Terrain	SLE, SLT	2009	14
421	Fullsize Jimmy/Yukon	Fullsize pickup based, K5, K18, SL, SLE, SLT, SLS, Diamond Edition, Yukon Denali, Denali, Hybrid	1969- 2009 , 9999	15
422	Suburban/Yukon XL (2004 on; see 431 for 1950- 2003)	Yukon XL (Denali -1500- 2500), SLE, SLT, Hybrid	2004- 09 ,9999	15

MAKE:	GMC (Cont.)	(23)	(GMC)
-------	-------------	------	-------

Model	Codes	Includes	Model Years	Body Types
LIGHT TRUCKS (Cont.)				
431	Suburban/Yukon XL (1950-2003 only; see 422 for 2004 on)	all models, SLE, C16, C26, K16, K26, C1500-2500, K1500-2500, Yukon XL (Denali -1500-2500)	1950-2003, 9999	16
441	Safari (Minivan)	SLT, SLX, SLE, M15, L15, SL	1985-2005, 9999	20
461	G-series van/Savana	Rally Van, Vandura, G15- G35, Savana (G1500-3500)	1965- 2009 , 9999	21-22,28-29
466	P-series van		1965- 2009 , 9999	22,28-29
470	Van derivative	Hicube, Magna Van, Value Van, Parcel Van	1965- 2009 , 9999	28-29
471	S15/T15/Sonoma	4 X 4, Syclone, SL, SLS, SLE, Extended/Crew Cab, ZR2, ZRX, ZR5	1982-2004, 9999	30,32,40,42
472	Canyon	Base, SLE, SL, SLT, Z71, Z85, Work Truck	2004- 2009 , 9999	30
481	C, K, R, V-series pickup/ Sierra	Excluding Yukon, C15-C35, K15-K35, R15-R35, V15- V35, Sierra, C/K1500, 2500, 3500, Sportside, X81, SL, Special, SLE, Classic, Extended Cab, Denali, 1500HD/2500HD, C3, Hybrid, SLT, Work Truck, 5SA	1940- 2009 , 9999	31-32,39-40,42
498	Other (light truck)		1930- 2009 , 9999	14-16,20-22, 28-29, 40, 42, 45, 48
499	Unknown (light truck)		1951- 2009 , 9999	14-16,19-22, 28-29,39-40, 42,45,48-49
MOTOR HOME				
850	Motor Home		1950- 2009 , 9999	65,73
MEDIUM/HEAVY TRUCKS				
880	Medium/Heavy Pickup (pickup-style only – over 10,000 lbs)		1953- 2009 , 9999	67

MAKE:	GMC (Cont.)	(23)	(GMC)
--------------	--------------------	-------------	--------------

Model	Codes	Includes	Model Years	Body Types
MEDIUM/HEAVY TRUCKS (Cont.)				
881	Medium/Heavy – CBE	W5000/6000/7000 series, Kodiak Brigadier/General models, Top Kick	1967- 2009 , 9999	60-64,66, 71-72,78
882	Medium/Heavy – COE low entry	W6000/W7000, all other COE, low entry, W/WT Series	1968- 2009 , 9999	60-64,66, 71-72,78
883	Medium/Heavy – COE high entry	Astro 95, all other COE, high entry, T Series	1969- 2009 , 9999	60-64,66, 71-72,78
884	Medium/Heavy – Unknown engine location		1948- 2009 , 9999	60-64,66, 71-72,78
890	Medium/Heavy – COE entry position unknown		1967- 2009 , 9999	60-64,66, 71-72,78
898	Other (medium/heavy truck)		1930- 2009 , 9999	60-64,66, 71-72,78
BUSES				
981	Bus**: Conventional (Engine out front)	B6000	1950- 2009 , 9999	50-52,58-59
988	Other (bus)		1965- 2009 , 9999	50,58-59
998	Other (vehicle)		1965- 2009 , 9999	91-93,97
999	Unknown (GMC)		1940- 2009 , 9999	49,79,99

** Use code "981"(bus) if the frontal plane or the engine location is unknown.

MAKE:	Grumman/Grumman-Olson	(25)	(GRUM)
--------------	------------------------------	-------------	---------------

Model	Codes	Includes	Model Years	Body Types
LIGHT TRUCKS				
401	LLV	Postal vehicle	1987-2004, 9999	22
441	Step-in van	Multi-stop, step van	1987-2004, 9999	22
498	Other (light truck)		1987-2004, 9999	22
499	Unknown (light truck)		1987-2004, 9999	22

MAKE:	Grumman/Grumman-Olson (Cont.)(25)	(GRUM)
--------------	--	---------------

Model	Codes	Includes	Model Years	Body Types
MEDIUM/HEAVY TRUCKS				
881	Medium/Heavy – CBE		1987-2004, 9999	60-64,66, 71-72,78
882	Medium/Heavy - COE low entry		1987-2004, 9999	60-64,66, 71-72,78
883	Medium/Heavy - COE high entry		1987-2004, 9999	60-64,66, 71-72,78
884	Medium/Heavy - engine location unknown		1987-2004, 9999	60-64,66, 71-72,78
890	Medium/Heavy - entry position unknown		1987-2004, 9999	60-64,66, 71-72,78
898	Other (medium/heavy truck)		1987-2004, 9999	60-64,66, 71-72,78
BUSES				
983	Bus: Flat front, rear engine	Transit	1950-2004, 9999	50-52,58-59
988	Other (bus)		1950-2004, 9999	50-52,58-59
999	Unknown (GRUMMAN/GRUMMAN-OLSON)		1950-2004, 9999	79,99

** Use code "981"(bus) if the frontal plane or the engine location is unknown.

MAKE:	Honda (Acura: See "54")	(37)	(HOND)
--------------	--------------------------------	-------------	---------------

Model	Codes	Includes	Model Years	Body Types
AUTOMOBILES				
031	Civic/CRX, del Sol	1300, 1500, CVCC, DX, EX, VX, CX, FE, CRX, CRX Si, S, Si, HF, LX, 4WD Wagon, GX (NGV), HX, VTEC, VP, Si, Civic, Hybrid, Special Edition, EX-L, DX-VP, LX-S	1973- 2009 , 9999	02-09
032	Accord	LX (V-6, ULEV), LXI, DX, CVCC,SE-i,LX-i,V-6, SJE, SME, SMH, SMK, EX (Wagon, ULEV, V-6), SE (ULEV), Special Edition, Hybrid, Value Package, LX-S, LX-P, EX-L	1976- 2009 , 9999	02-09

MAKE: Honda (Acura: See "54") (Cont.)(37) (HOND)

Model Codes Includes Model Years Body Types

AUTOMOBILE (Cont.)

033	Prelude	S, Si, VTEC, SNF, SH, SE	1979-2001, 9999	02
034	600	Coupe, Sedan	1968-72,9999	02
035	S2000	Roadster, CR	2000- 2009 , 9999	01
036	EV Plus*	*Electric vehicle (EV+)	1997-2000, 9999	03
037	Insight	*(Gasoline-Electric), MT/CVT	2000-06, 2010 , 9999	03, 05
038	FCX	Hydrogen vehicle, Clarity	2004- 2009 , 9999	03
039	Fit	Base, Sport	2006- 2009 , 9999	05
040	Stream		2010	06
398	Other (automobile)		1968- 2010 , 9999	01-09
399	Unknown (automobile)		1968- 2010 , 9999	01-09

LIGHT TRUCKS

401	Passport	LX, EX, DX, EX-L	1994-2002, 9999	14
402	CR-V	LX, EX, Special Edition (SE), SC, EX-L	1997- 2009 , 9999	14
403	Element	DX, EX, EX-P, LX, SC	2003- 2009 , 9999	14
421	Pilot	EX, EX-L, LX, SE, Value Package, Touring	2003- 2009 , 9999	15
441	Odyssey	LX, EX, EX-L (Res, NAVI), Touring	1995- 2009 , 9999	20
471	Ridgeline	RT, RTL, RTS, RTX	2006- 2009 , 9999	30
499	Unknown (light truck)		1994- 2009 , 9999	14-15, 20, 30,49

MOTORCYCLES

701	0-50 cc		1978- 2009 , 9999	80-81,83,88-89
702	51-124 cc		1965- 2009 , 9999	80-81,83,88-89
703	125-349 cc		1965- 2009 , 9999	80,83,88-89
704	350-449 cc		1965- 2009 , 9999	80,83,88-89

MAKE: Honda (Acura: See "54") (Cont.)(37) (HOND)

Model	Codes	Includes	Model Years	Body Types
MOTORCYCLES (Cont.)				
705	450-749 cc		1970- 2009 , 9999	80,83,88-89
706	750 cc or greater		1970- 2009 , 9999	80,82-83,88-89
709	Unknown cc		1965- 2009 , 9999	80-81,83,88-89
ALL TERRAIN VEHICLES				
732	51-124cc	includes all ATVs/ATCs/TRXs	1972- 2009 , 9999	90
733	125-349cc	designed solely for off-road use and have 3 or 4 wheels.	1972- 2009 , 9999	90
734	350cc or greater		1998- 2009 , 9999	90
739	Unknown cc		1972- 2009 , 9999	90
998	Other (vehicle)	Go Carts	1968- 2010 , 9999	97
999	Unknown (HONDA)		1965- 2010 , 9999	49,99

MAKE: Hyundai (55) (HYUN)

Model	Codes	Includes	Model Years	Body Types
AUTOMOBILES				
031	Pony	Pony Excel (Foreign)	1979-88,9999	02-03,09
032	Excel	GL, GLS, GS	1984-94,9999	03-05,07,09
033	Sonata	GL, GLS, LX, SE, Limited	1989- 2009 , 9999	04
034	Scoupe	LS, Turbo	1991-95,9999	02
035	Elantra	GLS, GL, GT, Limited, SE, Touring	1992- 2009 , 9999	04-06,09
036	Accent	L, GL, GS, GSi, GT, GLS, SE	1995- 2009 , 9999	03-05,07,09
037	Tiburon	FX, GT, GS, SE, Limited	1997- 2009 , 9999	02-03,09
038	XG300(2001)/ XG350(2002 on)	L	2001-05,9999	04
039	Azera	SE, Limited, GLS	2006- 09 ,9999	04
040	Equus		2008	04
041	Genesis	3.8, 4.6	2009	04

MAKE:	Hyundai (Cont.)	(55)	(HYUN)
--------------	------------------------	-------------	---------------

Model	Codes	Includes	Model Years	Body Types
AUTOMOBILES (Cont.)				
398	Other (automobile)		1984- 2009 , 9999	02-09
399	Unknown (automobile)		1984- 2009 , 9999	02-09
LIGHT TRUCKS				
401	Santa Fe	GL, GLS, LX, Limited, SE	2001- 09 ,9999	14
402	Tucson	GL, GLS, LX, Limited, SE	2005- 09 ,9999	14
403	Veracruz (2007 only)	GLS, Limited, SE	2007	14
421	Veracruz (2008 on; see 403 for 2007 only)	GLS, Limited, SE	2008- 09 , 9999	15
441	Entourage	GLS, Limited, SE	2007- 09 ,9999	20
499	Unknown (light truck)		2001- 09 ,9999	14, 20
999	Unknown (HYUNDAI)		1979- 2009 , 9999	49

MAKE:	Imperial	(08)	(CHRY)
--------------	-----------------	-------------	---------------

Model	Codes	Includes	Model Years	Body Types
AUTOMOBILES				
010	Imperial	LeBaron, Mark Cross, Crown Imperial	1954-75,9999	01-02,04,08-09
398	Other (automobile)		1965-75,9999	01-09
399	Unknown (automobile)		1965-75,9999	01-09

MAKE:	Infiniti	(58)	(INFI)
--------------	-----------------	-------------	---------------

Model	Codes	Includes	Model Years	Body Types
AUTOMOBILES				
031	M30		1990-92,9999	01-02,09
032	Q45	Standard Touring, Q45t, Luxury , Sport, Premium	1990-2006, 9999	04
033	G20	G20t, Touring, Standard, Luxury	1991-96; 1999-2002, 9999	04
034	J30		1993-97,9999	04
035	I30	Standard, Touring, Luxury	1996-2001, 9999	04
036	I35	Touring, Luxury	2002-04,9999	04
037	G35/G37	x, 6MT, Journey, Sport	2003- 2009 , 9999	01 ,02,04

MAKE:	Infiniti (Cont.)	(58)	(INFI)
--------------	-------------------------	-------------	---------------

Model	Codes	Includes	Model Years	Body Types
AUTOMOBILES (Cont.)				
038	M35/M45	Sport, x,	2003- 09 ,9999	04
039	FX35/FX45/ FX50		2003- 09 ,9999	06
040	EX35	Journey	2008- 09 , 9999	06
398	Other (automobile)		1990- 2009 , 9999	01-02,04,06, 08-09
399	Unknown (automobile)		1990- 2009 , 9999	01-02,04,06, 08-09
LIGHT TRUCKS				
401	QX4	Luxury	1997-2003, 9999	14
421	QX56		2004- 09 ,9999	15
499	Unknown (light truck)		1997- 2009 , 9999	14-15
999	Unknown (INFINITI)		1990- 2009 , 9999	49

MAKE:	Isuzu	(38)	(ISU)
--------------	--------------	-------------	---------------

Model	Codes	Includes	Model Years	Body Types
AUTOMOBILES				
031	I-Mark	S, RS, Turbo, DOHC	1981-90,9999	02-04,08-09
032	Impulse	Turbo, RS	1983-92,9999	02-03,09
033	Stylus		1991-94,9999	04
398	Other (automobile)		1981-94,9999	02-04,08-09
399	Unknown (automobile)		1981-94,9999	02-04,08-09
LIGHT TRUCKS				
401	Trooper/Trooper II	Deluxe, LS, S, LTD	1984-2002, 9999	14
402	Rodeo/ Rodeo Sport	S, LS, LSE	1991-2004, 9999	14
403	Amigo		1989-94; 1998-2000, 9999	14
404	VehiCROSS	VXO	1999-2001, 9999	14
405	Axiom	XS	2002-04,9999	14
421	Ascender	LS, S, Limited, Luxury	2003-08,9999	15
441	Oasis	S, LS	1996-99,9999	20
471	P'up (pickup)	4 X 4	1976-95,9999	30,32

MAKE: Isuzu (Cont.) (38) (ISU)

Model	Codes	Includes	Model Years	Body Types
LIGHT TRUCKS (Cont.)				
472	Hombre	S, XS, XS Space Cab	1996-2000, 9999	30,32,40,42
473	i-280/i-290	S, LS, Luxury	2006-2008, 9999	30
474	i-350/i-370	LS, Limited, S	2006-2008, 9999	30
498	Other (light truck)		1981-2008, 9999	14-15,20,30,32, 40, 42
499	Unknown (light truck)		1981-2008, 9999	14-15,20,30,32, 39-40,42,48-49
MEDIUM/HEAVY TRUCKS				
881	Medium/Heavy – CBE		1981-2004, 9999	60-64,66, 71-72,78
882	Medium/Heavy – COE low entry	NOR, NPR,NQR, N Series	1981- 2009 , 9999	60-64,66, 71-72,78
883	Medium/Heavy – COE, high entry	FRR, FRR1, FSR, FTR, FVR, F Series	1981- 2009 , 9999	60-64,66, 71-72,78
884	Medium/Heavy – Unknown engine location		1981- 2009 , 9999	60-64,66, 71-72,78
890	Medium/Heavy – COE entry position unknown		1981- 2009 , 9999	60-64,66, 71-72,78
898	Other (medium/heavy truck)		1981- 2009 , 9999	60-64,66, 71-72,78,97
BUSES				
981	Bus**: Conventional (Engine out front)		1981- 2009 , 9999	50-52,58-59
982	Bus: Front engine, Flat front		1981- 2009 , 9999	50-52,58-59
983	Bus: Rear engine Flat front		1981- 2009 , 9999	50-52,58-59
988	Other (bus)		1981- 2009 , 9999	50-52,58-59
** Use code "981" (bus) if the frontal plane or the engine location is unknown.				
999	Unknown (ISUZU)		1981- 2009 , 9999	49,79,99

MAKE:	Jaguar	(39)	(JAGU)
--------------	---------------	-------------	---------------

Model	Codes	Includes	Model Years	Body Types
AUTOMOBILES				
031	XJ-S, XK8 Coupe	S, SC, GT, H.E.	1976- 2009 , 9999	01-02,09
032	XJ/XJ6/12/XJR/XJ8/ XJ8L Sedan/Coupe	Mk II, Mk X, XJ,3.85, 3.8, 340/420 Sedan; XJ8(LWB, L,Vanden Plas, Sport); XJ6(L), C, L, Vanden Plas, III, GT, Super 8, Limited Edition, Portfolio	1949- 2009 , 9999	02,04,08
033	XK-E	V12, Roadster, 120,140, 150, 2+2	1946-74,9999	01-03,09
034	S-Type	3.0, 4.0, 4.2, Base, Sport, L, R, VDP Edition	2000-08,9999	04
035	XKR/ XK	Victory Edition, Portfolio	2000- 09 ,9999	01-03,09
036	X-Type	2.5, 3.0, Sport, VDP Edition	2002-08,9999	04,06
037	XF	4.2 Luxury, Premium Luxury, Supercharged,	2008- 09,9999	04
398	Other (automobile)		1949- 2009 , 9999	01-04,06,08-09
399	Unknown (automobile)		1949- 2009 , 9999	01-04,06,08-09

MAKE:	Jeep* (Includes Willys**/Kaiser-Jeep)	(02)	(AMER)
--------------	--	-------------	---------------

Model	Codes	Includes	Model Years	Body Types
AUTOMOBILES				
001	Compass	Base, Sport, Limited	2007- 09,9999	06
LIGHT TRUCKS				
401	CJ-2/CJ-3/CJ-4	Military	1940-66,9999	14
402	CJ-5/CJ-6/CJ-7/CJ-8	Scrambler, Renegade, Golden Eagle, Laredo, Wrangler	1967-93,9999	14
403	YJ series/Wrangler	Wrangler (SE, Sport, Sahara, X, Rubicon), Unlimited	1986-95; 1997- 2009 , 9999	14
404	Cherokee (1984-on)	Limited, Laredo, Pioneer, Sport, Grand Cherokee, TSi, Briarwood, Country, RHD, SE, Classic, Overland, Special Edition, SRT8	1984- 2009 , 9999	14

MAKE: Jeep* (Includes Willys/Kaiser-Jeep) (Cont.) (02) (AMER)**

Model	Codes	Includes	Model Years	Body Types
LIGHT TRUCKS (Cont.)				
405	Liberty	Sport, Limited Edition, Renegade, Columbia Edition, Rocky Mountain Edition, CRD, Special Edition, Latitude	2002- 09 ,9999	14
406	Commander	Base, Limited, Overland, Sport, Rocky Mountain	2006- 09 ,9999	14
407	Patriot	Sport, Limited	2007- 09 ,9999	14
421	Cherokee (thru 1983)	Wide Track, Chief, Commando, Jeepster	1969-83,9999	15
431	Grand Wagoneer	Custom, Brougham Limited, Wagoneer	1971-91; 1993, 9999	15
481	Pick-up	J-10, J-20, Honcho	1940-93,9999	31-32,40,42
482	Comanche	Chief	1986-92,9999	31-32,40,42
498	Other (light truck)		1940- 2009 , 9999	14-15,19,31-32, 40-42,45,48-49
499	Unknown (light truck)		1940- 2009 , 9999	14-15,19,31-32, 39-42,45,48-49
999	Unknown (JEEP)		1940- 2009 , 9999	49

* Note that Jeep DJ-series are coded under MAKE 03, MODEL 466

** Willys Jeep can be coded 401, or 999.

MAKE: KIA (63) (KIA)

Model	Codes	Includes	Model Years	Body Types
AUTOMOBILES				
031	Sephia	RS, LS, GS	1994-01,9999	04
032	Rio/Rio5	Cinco (Wagon), LX, SX	2001- 09 ,9999	04-06,09
033	Spectra/Spectra5	GS, GSX, GX, LS, LX, EX, SX	2000- 09 ,9999	04,05,09
034	Optima	LX, SE, V6, EX, SX	2001- 09 ,9999	04
035	Amanti		2004- 09 ,9999	04
036	Rondo	EX, LX	2008- 09 , 9999	06
037	Soul		2009	06
399	Unknown (automobile)		1994- 2009 , 9999	04-06,09
LIGHT TRUCKS				
401	Sportage	EX, LX, 4WD, Limited	1995-03, 2005- 09 ,9999	14

MAKE:	KIA (Cont.)	(63)	(KIA)
--------------	--------------------	-------------	--------------

Model	Codes	Includes	Model Years	Body Types
LIGHT TRUCKS (Cont.)				
402	Sorento	EX, LX	2003- 09 ,9999	14
421	Borrego	EX, LX	2009	15
441	Sedona	EX, LX	2002- 09 ,9999	20
499	Unknown (light truck)		1995- 2009 , 9999	14, 20
999	Unknown (KIA)		1994- 2009 , 9999	49

MAKE:	Lancia	(40)	(LNCI)
--------------	---------------	-------------	---------------

Model	Codes	Includes	Model Years	Body Types
AUTOMOBILES				
031	Beta Sedan – HPE	Zagato	1976-82,9999	02,04,06,08-09
032	Zagato		1976-82,9999	01-02,09
033	Scorpion	(Mote Carlo- Europe Only)	1977	02
398	Other (automobile)	Stratos, Fulvia, Flavia, Appia, Aurelia, Aprilia	1946-82,9999	01-09
399	Unknown (automobile)		1946-82,9999	01-02,04,06, 08-09

***NOTE: Lancia did not import in 1980. 1982 - last year imported.**

MAKE:	Land Rover	(62)	(LNDR)
--------------	-------------------	-------------	---------------

Model	Codes	Includes	Model Years	Body Types
LIGHT TRUCKS				
401	Discovery	SD, SE, SE7, LE, LSE, Series II, Kalahari Edition, S, HSE, G-4 Edition	1994-2004, 9999	14
402	Defender	90	1993-95; 1997, 9999	14
403	Freelander (2004 on; see 422 for 2002-03.)	HSE, SE, S, SE3, G4 Edition	2004-2005, 9999	14
421	Range Rover	County, County SE, Great Divide, Hunter, LSE, County LWB, 4.0SE, 4.6HSE, S, SE, HSE, Westminster Limited Edition, Supercharged, Sport	1987- 2009 , 9999	15
422	Freelander (2002-03 only; see 403 for 2004 on)	HSE, SE, S, SE3	2002-03,9999	15

MAKE:	Land Rover (Cont.)	(62)	(LNDR)
--------------	---------------------------	-------------	---------------

Model	Codes	Includes	Model Years	Body Types
LIGHT TRUCKS (Cont.)				
423	LR3	HSE, SE	2005- 09 ,9999	15
424	LR2	i6, TD4	2007- 09 ,9999	15
498	Other (light truck)	Land Rover (1948-1990), Range Rover (before 1987)	1948- 2009 , 9999	14-15
499	Unknown (light truck)		1948- 2009 , 9999	14-15,19

MAKE:	Lexus	(59)	(LEXS)
--------------	--------------	-------------	---------------

Model	Codes	Includes	Model Years	Body Types
AUTOMOBILES				
031	ES-250/300/330/350	Black Diamond Edition, <i>Premium Plus, Ultra Luxury</i>	1990- 2009 , 9999	04
032	LS	400/430/460/L/600h/L	1990- 2009 , 9999	04
033	SC-400/300	2-Door Coupe	1992-2000, 9999	02
034	GS-300/350/400/430/ 450h	Hybrid	1993- 2009 , 9999	04
035	IS-250/300/350/500	SportCross, Sport, F	2001- 09 ,9999	04-05
036	SC-430	Special Edition, Pebble Beach	2002- 09 ,9999	01
398	Other (automobile)		1990- 2009 , 9999	01-02,04-05
399	Unknown (automobile)		1990- 2009 , 9999	01-02,04-05, 08
LIGHT TRUCKS				
401	RX300	2WD, 4WD	1999-03,9999	14
402	GX470	<i>Sport</i>	2003- 09 ,9999	14
403	RX330/350/400h	Hybrid, Thundercloud, <i>Mark Levinson Package</i>	2004- 09 ,9999	14
421	LX450/470/570		1996- 2009 , 9999	15
499	Unknown (light truck)		1996- 2009 , 9999	14-15, 19
999	Unknown (LEXUS)		1990- 2009 , 9999	49

MAKE:	Lincoln	(13)	(LINC)
--------------	----------------	-------------	---------------

Model	Codes	Includes	Model Years	Body Types
AUTOMOBILES				
001	Continental (thru '81)/ Town Car	Continental, (thru '81), Signature/Designer Series, Town Car ('81 on, body 04 only), Cartier, Executive, L, Premium, Ballistic Protection Edition, Ultimate, Designer Series	1940- 2009 , 9999	01-02,04,08-09, 11-12
002	Mark	I, II, III, IV, V, VI, VII, VIII LSC, Signature/Designer Series	1956-98,9999	01-02,04,08-09
005	Continental ('82 on)	Signature/Designer Series, Luxury	1982-2002, 9999	02,04,08,12
011	Versailles		1977-80,9999	04
012	LS	Convenience, Premium, Sport, Luxury, Ultimate	2000-06,9999	04
013	Zephyr/MKZ		2006- 09 ,9999	04
014	MKX		2007- 09 ,9999	06
015	MKS		2008- 09,9999	04
016	MKT		2010	06
398	Other (automobile)	Cosmopolitan, Capri, Premiere	1940- 2010 , 9999	01-12
LIGHT TRUCKS				
401	Aviator	Premium, Luxury, Ultimate, Kitty Hawk Edition	2003-06,9999	14
421	Navigator	2WD, 4WD, Premium, Luxury, Ultimate, L	1997- 2009 , 9999	15
481	Blackwood		2002	31
482	Mark LT	2WD, 4WD	2006-08,9999	31
499	Unknown (light truck)		1997- 2009 , 9999	49
999	Unknown (LINCOLN)		1990- 2010 , 9999	49

MAKE:	Mazda	(41)	(MAZD)
--------------	--------------	-------------	---------------

Model	Codes	Includes	Model Years	Body Types
AUTOMOBILES				
031	RX2		1970-74,9999	02,04,06,08-09
032	RX3		1970-78,9999	02,04,06,08-09
033	RX4		1974-78,9999	02,04,06,08-09

MAKE:	Mazda (Cont.)	(41)	(MAZD)
--------------	----------------------	-------------	---------------

Model	Codes	Includes	Model Years	Body Types
AUTOMOBILES (Cont.)				
034	RX7	S, GS, GSL, SE	1979-96,9999	01-03,09
035	323/GLC/Protégé/ Protégé5	DX, Protégé (1990-on), DX, LX, ES, Mazdaspeed	1977-2003, 9999	03-07,09
036	Cosmo		1976-78,9999	02
037	626	GT,GS,GSL,SE,DX,LX,ES	1979-2002, 9999	02,04-05,08-09
038	808		1972-77,9999	02,04,06,08-09
039	Mizer		1976	02,04,06,08-09
040	R-100		1950-72,9999	02
041	616/618		1968-72,9999	02,04,08
042	1800		1968-72,9999	04,06,09
043	929		1988-95,9999	04
044	MX-6	Turbo, LS, M-Edition	1988-97,9999	02
045	Miata/MX-5	Miata (LS), SE, SV, Mazdaspeed, Sport, Touring, Grand Touring, Club Special, Special Edition	1990-97; 1999- 2009 , 9999	01
046	MX-3	GS	1992-95,9999	02
047	Millenia	L, S, P, Millennium Edition	1995-02,9999	04
048	MP3	Limited Edition	2001	04
049	RX-8	Sport AT, Shinka, Touring, Grand Touring, R3	2003- 09 ,9999	04
050	Mazda6	i, s, Grand Touring, Sport, Mazdaspeed6, Grand Sport, SV	2003- 09 ,9999	04-06,09
051	Mazda3	i, s, SP23, <u>Sport</u> , Touring, Grand Touring, Touring Value , Mazdaspeed3	2004- 10 ,9999	04-06,09
052	Mazda5	Sport, Touring, Grand Touring	2006- 09 ,9999	06
053	CX-7	Sport, Touring, Grand Touring	2007- 09 ,9999	05
054	CX-9	Sport, Touring, Grand Touring	2007- 09 ,9999	06
398	Other (automobile)	1200, 616	1950- 2010 , 9999	02-03,09
399	Unknown (automobile)		1950- 2010 , 9999	01-09
LIGHT TRUCKS				
401	Navajo		1991-94,9999	14

MAKE:	Mazda (Cont.)	(41)	(MAZD)
--------------	----------------------	-------------	---------------

Model	Codes	Includes	Model Years	Body Types
LIGHT TRUCKS (Cont.)				
402	Tribute	DX, DX-V6, LX-V6, ES-V6, ES, LX, i, s, Hybrid, Sport, Grand Touring, Touring	2001- 09 ,9999	14
441	MPV	LX, ES, DX, All Sport, LX-SV	1989-98; 2000-06,9999	20
471	Pickup/ B-Series Pickup	B2000, B2200, B2300, SE-5, LX, SE (2WD, 4WD), SX, DS, Cab Plus, B2500/B2600/ B3000/B4000, Dual Sport Cab	1972- 2009 , 9999	30,32,40,42
498	Other (light truck)		1965- 2009 , 9999	14,20,30,32, 40,42
499	Unknown (light truck)		1965- 2009 , 9999	14,20,30,32, 39-40,42,48-49
999	Unknown (MAZDA)		1950- 2010 , 9999	49

MAKE:	Mercedes Benz	(42)	(MERZ)
--------------	----------------------	-------------	---------------

Model	Codes	Includes	Model Years	Body Types
AUTOMOBILES				
031	200/220/230/240/ 250/260/280/300/ 320/420	Sedan and 5-passenger "C" only; SE,CD,D,SD,TD,TE, CE,E; DOES NOT include 280 SE (1975 on) or 300 SD-see code 037;C-Class up to 1993, E-Class up to 1997	1950-97,9999	01-02,04,06, 08-09,12
032	230/280 SL	2-seater only	1964-71,9999	01-02,09
033	300/350/380/450/500/ 560 SL	2-seater only; 300/500 SL (1990 on)	1972-94,9999	01-02,09
034	350/380/420/450/560 SLC		1973-94,9999	02
036	300/380/420/450/500/ 560/SEL & 500/560, 600 SEC & 300/350 SDL		1973-94,9999	02,04,06,08,09
037	300/380/450 SE	280 S, 280 SE (1975 on), 300 SD Sedan/350 SD	1968-94,9999	01-02,04,08-09
038	600, 6.9 Sedan	Pullman	1978-87,9999	04,12
039	190	D, E, 2.3, 2.5	1984-93,9999	04,06,09
040	300	CE Cabriolet	1993-94,9999	01
041	400/500E		1992-94,9999	01-02,04,06,08, 09

MAKE: Mercedes Benz (Cont.) (42) (MERZ)

Model	Codes	Includes	Model Years	Body Types
AUTOMOBILES (Cont.)				
042	C Class (94 on)	C220/C230 (Kompressor)/ C240/C280/C320/C300/ C350/C36/C43, C32/55/ 63 AMG	1994- 2009 , 9999	02,04,06,09
043	S Class (95 on)	S320/350/420/430/450/500/ 550/600, S55/63/65 (AMG)	1995- 2009 , 9999	02,04,08
044	SL Class (95 on)	SL 320/500/550/600, Silver Arrow Edition, SL55/65/ 63 AMG	1995- 2009 , 9999	01,02
045	SLK	SLK230/280/ 300 /320/350, Kompressor, SLK 32/55 (AMG), Special Edition	1998- 2009 , 9999	01
046	CL Class	CL 500/550/600, CL55/63/ 65 AMG	1998- 2009 , 9999	02
047	CLK	CLK 320/350/430/500/550, Cabriolet, CLK 55/63/ 65 AMG	1998- 2009 , 9999	01-02
048	E Class (97 on)	300/TD, 320 (Wagon) 350/420/430/500/550, 55/63 AMG, E320CDI	1996- 2009 , 9999	04,06,09
049	SLR	McLaren, 722 Edition	2005- 09 ,9999	01-02
050	R Class	R320/350/500, R63 AMG	2006- 09 ,9999	06
051	CLS Class	CLS500/550, CLS55/63 AMG	2006- 09 ,9999	04
398	Other (automobile)		1946- 2009 , 9999	01-12
399	Unknown (automobile)		1946- 2009 , 9999	01-12
LIGHT TRUCKS				
401	M/ML Class	ML320/350/430/500/550, ML55/63 (AMG), Special Edition	1998- 2009 , 9999	14
402	G Class	G500, G55 (AMG)	2002- 09 ,9999	14
403	GLK Class	220/280/320/350	2010	14
421	GL Class	GL320/450/550	2007- 09 ,9999	15
461	Sprinter	(2004 on see "Freightliner" and "Dodge")	2002-03,9999	21-22,28-29
470	Van derivative	Kurbstar	1982- 2009 , 9999	28-29
498	Other (light truck)		1946- 2010 , 9999	14-16,19,21-22, 31-32,40-42, 45,48

MAKE:	Mercedes Benz (Cont.)	(42)	(MERZ)
--------------	------------------------------	-------------	---------------

Model	Codes	Includes	Model Years	Body Types
LIGHT TRUCKS (Cont.)				
499	Unknown (light truck)		1946- 2010 , 9999	14-16,19,21-22, 28-29, 31-32, 40-42,45, 48-49
MEDIUM/HEAVY TRUCKS				
881	Medium/Heavy – CBE		1965-91,9999	60-64,78
882	Medium/Heavy – COE low entry		1965-91,9999	60-64,78
883	Medium/Heavy – COE high entry		1965-91,9999	60-64,78
884	Medium/Heavy – Unknown engine location		1965-91,9999	60-64,78
890	Medium/Heavy – COE entry position unknown		1965-91,9999	60-64,78
898	Other (medium/heavy truck)		1965-91,9999	60-64,78
BUSES				
981	Bus**: Conventional (Engine out front)		1965-91,9999	50-52,58-59
988	Other (bus)		1965-91,9999	50-52,58-59
989	Unknown (bus)		1965-91,9999	91-93,97
998	Other (vehicle)		1965- 2010 , 9999	49,79,99
999	Unknown (MERCEDES BENZ)		1950- 2010 , 9999	49,79,99

** Use code "981"(bus) if the frontal plane or the engine location is unknown.

MAKE:	Mercury (Merkur: See "56")	(14)	(MERC)
--------------	-----------------------------------	-------------	---------------

Model	Codes	Includes	Model Years	Body Types
AUTOMOBILES				
002	Cyclone	GT, CJ, Spoiler	1964-70,9999	01-02,09
003	Capri-domestic (1967 see 008)	RS, Turbo, GS, Black Magic, 5.0	1979-86; 1989-94,9999	01,03,09
004	Cougar/XR7 (1967-1997)	Villager, Brougham, RS, LS, GS, Eliminator, XR-7	1967-97,9999	01-02,04,06, 08-09
006	Marquis/Monterey (car version; for van version 2004 on see code 444) /Grand Marquis	Marauder (prior to 2003, 2003 on see code 039), Montclair, X-100, 5-55, Parklane, S-55, Custom, Brougham Grand Marquis (GS, LS), Medalist, Turnpike, Colony Park, GS, LS, LSE, Limited Edition, Palm Beach Edition	1952- 2009 , 9999	01-02,04,06, 08-09

MAKE: Mercury (Merkur: See "56") (14)(Cont.)**(MERC)**

Model	Codes	Includes	Model Years	Body Types
AUTOMOBILES (Cont.)				
008	Comet	Caliente, Capri (1967), GT, Voyager, 202, 404, Villager Wagon	1960-79,9999	01-02,04,06,08-09
009	Bobcat	Runabout, Villager Wagon	1975-80,9999	03,06,09
010	Montego (prior to 1976; for 2005 on see code 020)	GT, MX, Villager, Brougham, Comet (1968-1970)	1968-76,9999	01-02,04,06,08-09
011	Monarch	Ghia	1975-80,9999	02,04,08
012	Zephyr	GS, Z-7	1978-83,9999	02,04,06,08-09
013	Lynx/LN7	L, LS, GS, RS, XR-3	1981-87,9999	03,05-07,09
015	Topaz	L, LS, GS, 4x4, XR5, LTS, Sport	1984-94,9999	02,04,08
017	Sable	LS, GS (Premium), GS Plus, Platinum Edition, Premier, Base	1986-2005, 2008- 09 ,9999	04,06,09
020	Montego (2005 on)	Luxury, Premier	2005-07,9999	04
021	Milan	I-4, V6 (Base/Premier)	2006- 09 ,9999	04
031	Capri-foreign	Capri II, 2+2	1970-77,9999	03
033	Pantera-foreign	deTomaso	1972-74,9999	01-10
036	Tracer	L, GL, LTS, GS, LS	1988-99,9999	03-06,09
037	Mystique	GS, LS	1995-2000, 9999	04
038	Cougar (1999-2002)	V-6, I-4, S, Sport, CR, XR	1999-2002, 9999	02-03,09
039	Marauder	M75, 300A	2003-04,9999	04
398	Other (automobile)		1962- 2009 , 9999	01-10
399	Unknown (automobile)		1952- 2009 , 9999	01-10
LIGHT TRUCKS				
401	Mountaineer	Convenience, Luxury, Premier (4.0/4.6L)	1996- 2009 , 9999	14
402	Mariner	Convenience, Luxury, Premier, Hybrid	2005- 09 ,9999	14
443	Villager	LS, GS, Nautica, Estate, Sport, Sport Plus, Popular	1993-2002, 9999	20
444	Monterey (van version; for car version prior to 2004 see code 006)	Convenience, Luxury, Premier	2004-07,9999	20
498	Other (light truck)		1993- 2009 , 9999	14,20
499	Unknown (light truck)		1993- 2009 , 9999	49
999	Unknown (MERCURY)		1950- 2009 , 9999	49

MAKE:	Merkur	(56)	(MERK)
--------------	---------------	-------------	---------------

Model	Codes	Includes	Model Years	Body Types
AUTOMOBILES				
031	XR4Ti	Turbo	1985-89,9999	03
032	Scorpio	Turbo	1988-90,9999	05
398	Other (automobile)		1985-90,9999	03-05,07,09
399	Unknown (automobile)		1985-90,9999	03-05,07,09

MAKE:	MG	(43)	(MG)
--------------	-----------	-------------	-------------

Model	Codes	Includes	Model Years	Body Types
AUTOMOBILES				
031	Midget	GAN I/II/III/4/5, MK I, MK II, MKIII	1962-80,9999	01
032	MGB	MK I/II/IV, 600 Limited, V-8	1955-80,9999	01-02,09
033	MGB	GT, MK III	1967-74,9999	02-03,09
034	MGA	1500, 1600, YT,TC,TD/II, MK I/II, A	1945-62,9999	01-02,09
035	TA/TC/TD/TF	Y-Type, 430, TDC	1945-62,9999	01-02,09
036	MGC	GT	1968-69,9999	01-02,09
037	Magnette/Sports Sedans	ZB,ZA/YA/YB, MK III, MK IV, 1100, 1300	1945-66,9999	02,04,08
398	Other (automobile)		1945-80,9999	01-04,08-09
399	Unknown (automobile)		1945-80,9999	01-04,08-09

MAKE:	Mitsubishi	(52)	(MITS)
--------------	-------------------	-------------	---------------

Model	Codes	Includes	Model Years	Body Types
AUTOMOBILES				
031	Starion	2+2, LE, Turbo, ESI	1982-89,9999	03
032	Tredia	L, LS, Turbo	1982-88,9999	04
033	Cordia	L, Turbo	1982-88,9999	03
034	Galant	ECS, Sigma (thru 88), ES, LS, DE, GTS-V6, I-4, Special Edition, Ralliart, Sport Edition	1985- 2009 , 9999	04
035	Mirage	L, Turbo,GS,LS,DS,DE,ES	1985-2002, 9999	02-04, 08-09
036	Precis		1987-94,9999	03, 05, 07

MAKE: Mitsubishi (Cont.) (52) (MITS)

Model	Codes	Includes	Model Years	Body Types
AUTOMOBILES (Cont.)				
037	Eclipse	GS, DOHL, Turbo, GS-T, GSX, Spyder, RS, GT, GTS, GS, Remix Edition, SE	1990- 2009 , 9999	01-03, 09
038	Sigma	(prior '89 see 034)	1989-90,9999	04
039	3000 GT	SL, VR-4, Spyder	1991-99,9999	01-03,09
040	Diamante	LS, ES, LE,VR-X	1992-2004, 9999	04,06,09
045	Expo Wagon	LRV, Sport	1992-95,9999	06
046	Lancer/Lancer Sportback/ Lancer Evolution	ES, LS, O-Z, Rally, Evolution VII/VIII/IX/X, Sport, Ralliart LS, MR Edition, DE, GSR, GTS	2002- 09 ,9999	04-06,09
047	Outlander	ES, LS, SE, XLS, Limited	2003- 09 ,9999	06
398	Other (automobile)	500, 1000, Debonair, Galant (1969)	1960- 2009 , 9999	01-09
399	Unknown (automobile)		1960- 2009 , 9999	01-09
LIGHT TRUCKS				
401	Montero/Montero Sport	Sport, LS, SR, XLS, ES, LTD, 20 th Anniversary Edition	1983-2006, 9999	14
402	Endeavor	LS, SE , XLS, Limited	2004- 09 ,9999	14
441	Mini-Van	LS	1987-90,9999	20
471	Pickup	Mighty Max, SPX, 4x4	1983-96,9999	30,32,40,42
472	Raider	LS, Durocross, XLS	2006- 09 ,9999	31
498	Other (light truck)		1983- 2009 , 9999	14,20,30-32,40,42
499	Unknown (light truck)		1983- 2009 , 9999	14,20,30-32,40,42, 48-49
MEDIUM/HEAVY TRUCKS				
882	Medium/Heavy – COE low entry	FUSO FE/FG/FH/FK/FM	1983- 2009 , 9999	60-64,66,71-72,78
898	Other (medium/heavy truck)		1983- 2009 , 9999	60-64,66,71-72,78

MAKE:	Mitsubishi (Cont.)	(52)	(MITS)
--------------	---------------------------	-------------	---------------

Model	Codes	Includes	Model Years	Body Types
BUSES				
981	Bus**:	Conventional (Engine out front)	1981-2004, 9999	50-52,58-59
982	Bus:	Front engine, Flat Front	1981-2004, 9999	50-52,58-59
983	Bus:	Rear engine, Flat front	1981-2004, 9999	50-52,58-59
988	Other (bus)		1981-2004, 9999	50-52,58-59
** Use code "981"(bus) if the frontal plane or the engine location is unknown				
999	Unknown (MITSUBISHI)		1983- 2009 , 9999	49,79,99

MAKE :	Nissan/Datsun	(35)	(NISS) - (DATS)
---------------	----------------------	-------------	------------------------

Model	Codes	Includes	Model Years	Body Types
AUTOMOBILES				
031	F-10		1977-78,9999	03,05-07,09
032	200SX/240SX	SE, SE-R, LE	1977-98,9999	01-03,09
033	210/1200/B210	110 series, Honeybee	1971-82,9999	02-04,06,08-09
034	Z-car, ZX	240/260/280Z&ZX, 300 ZX, 2+2, Turbo	1970-96,9999	01-03,09
035	310	SPL	1979-82,9999	02-03,05,07,09
036	510	PL,WPL	1968-73; 1978-81,9999	02-09
037	610	PL, HL	1973-76,9999	02-04,06,08-09
038	710	PL	1974-77,9999	02-04,06,08-09
039	810/Maxima	SE (Titanium Special), GXE, GLE, 3.5SE/SL/SEL /S/SV, Platinum Edition	1977- 2009 , 9999	04,06,09
040	Roadster	SPL311, SRL311, 1500, 1600, 2000, convertible, Fairlady	1950-70,9999	01
041	311/411	1000, Bluebird, PL311/ PL312/PL410/PL411/ RL411	1959-67,9999	04,06,09
042	Stanza	XE	1982-93,9999	03-07,09
043	Sentra	E, XE, GXE, SE, SE-R (Spec V), GLE, CA, 2.5LE, 1.8, 1.8S, 2.0/S/SL, Special Edition, SE-R, Platinum Edition	1982- 2009 , 9999	02,04,06,08-09

MAKE : Nissan/Datsun (Cont.) (35) (NISS) - (DATS)

Model	Codes	Includes	Model Years	Body Types
AUTOMOBILES (Cont.)				
044	Pulsar	NX, EXA (1986 on)	1983-90,9999	02-03,05,07,09
045	Micra		1987-94,9999	01-05,07-09
046	NX 1600/2000	T-bar coupe	1991-94,9999	02-03,09
047	Altima	XE, GXE, SE, GLE, 2.5 S/SL, 3.5 S/SE/SL, SE-R, Hybrid	1993- 2009 , 9999	02, 04
048	350Z/370Z	Enthusiast, Performance, Touring, Track, Base, 35 th Anniversary, Grand Touring, Nismo	2003- 09 ,9999	01-02,09
049	Murano	SE, SL, S, LE	2003- 09 ,9999	06
050	Versa	1.8S, 1.8SL	2007- 09 ,9999	04-05
051	Rogue	S, SL	2008- 09 ,9999	06
052	Cube		2010	06
053	GT-R	Base, Premium	2009	02
398	Other (automobile)	110 sedan, K110	1955- 10 ,9999	01-10
399	Unknown (automobile)		1955- 10 ,9999	01-10
LIGHT TRUCKS				
401	Pathfinder	MPV, 4X4, XE, LE, SE, S, Off-Road	1986- 2009 , 9999	14
402	Xterra	XE (I-4), SE, (S/C), SE-R, Spec V, X, S, Off-Road	2000- 09 ,9999	14
421	Pathfinder Armada	LE, SE, SE Off-Road	2004- 09 ,9999	15
441	Van	XE, GXE	1987-91,9999	20
442	Axxess		1989-90,9999	20
443	Quest	XE, GXE, SE, GLE, 3.5 S/SE/SL, Special Edition	1993-2002; 2004- 09 ,9999	20
444	Altra EV*	(electric vehicle*)	1998-2005, 9999	20
471	Datsun/Nissan Pickup (1955-1997)	120,620 series, King Cab, Hardbody, XE, SE	1955-97,9999	30,32,40,42
472	Frontier (1998 on)	XE, SE, S/C (Regular Cab, King Cab, Desert Runner, Crew Cab), Open-Sky, SVE, Nismo, Pro-4X, LE	1998- 2009 , 9999	30,32,40,42
473	Titan (from 2004-06; see 481 for 2007 on)	E, LE, SE, XE	2004-06,9999	31

MAKE : Nissan/Datsun (Cont.) (35) (NISS) - (DATS)

Model	Codes	Includes	Model Years	Body Types
LIGHT TRUCKS (Cont.)				
481	Titan (from 2007 on; see 473 for 2004-06)	LE, SE, XE, PRO-4X	2007- 09 ,9999	31
498	Other (light truck)	Patrol (1960)	1955- 2009 , 9999	14-15,20,30-32
499	Unknown (light truck)		1955- 2009 , 9999	14-15,20,30-32, 39-40,42,48-49
* Electric Vehicle. Be sure to code Related Factors-Vehicle Level Code "36."				
MEDIUM/HEAVY TRUCKS				
883	Medium/Heavy – COE high entry		1986- 2009 , 9999	60-64,66, 71-72,78
898	Other (medium/heavy truck)		1986- 2009 , 9999	60-64,66, 71-72,78
999	Unknown (NISSAN/DATSUN)		1950- 2010 , 9999	49,79,99

MAKE: Oldsmobile (21) (OLDS)

Model	Codes	Includes	Model Years	Body Types
AUTOMOBILES				
001	Cutlass (RWD-only)	Supreme, S, LS, Salon, Brougham Vista Cruiser, F85 (thru 1972), Rallye 350, Hurst Olds, 442, Calais (thru 1985), Classic (88)	1960-88,9999	01-02,04,06, 08-09
002	Delta 88/LSS	Royale, Custom, Delta, Jetstar 88, Delmont 88, Starfire (Thru 1966), Custom Cruiser, Jetfire, Eighty-Eight (LS, 50th Anniv. Edition)	1949-99,9999	01-04,06,08-09
003	Ninety-Eight/Regency	Luxury, Futuramic, Brougham	1949-99,9999	01-02,04,08-09
005	Toronado	XS,XSR, Trofeo, Brougham Custom	1966-92,9999	02
006	Commercial Series	Ambulance/Hearse	1940-2003, 9999	09-12
012	Starfire	SX, GT, ST	1975-80,9999	01-03,09
015	Omega	X-body type, Brougham	1973-85,9999	02-04,08-09
016	Firenza	S, LS, SX, Cruiser, GT	1982-88,9999	03-06,07,09

MAKE:	Oldsmobile (Cont.)	(21)	(OLDS)
--------------	---------------------------	-------------	---------------

Model	Codes	Includes	Model Years	Body Types
AUTOMOBILES (Cont.)				
017	Ciera	Cutlass Ciera, Cutlass Cruiser, Brougham, ES, I (International)	1982-96,9999	01-02,04,06,08-09
018	Calais	GT, ES, 500	1985-91,9999	02,04,08
020	Cutlass (FWD)	Supreme (Excludes Ciera),GLS, GL	1988-99,9999	01,02,04,08-09
021	Achieva/Alero	SC, SL, GX, GL (1,2,4), GLS	1992-2004, 9999	02,04,08
022	Aurora	3.5L, 4.0L,Collector's Series	1995-99; 2001-03,9999	04
023	Intrigue	GL, GX, GLS	1997-2002, 9999	02,04,08
398	Other (automobile)	66/68/70/90, Dynamic 70	1930-2004, 9999	01-12
399	Unknown (automobile)		1930-2004, 9999	01-12
LIGHT TRUCKS				
401	Bravada	2WD, 4WD, Collector's Series	1991-94; 1996-2004, 9999	14
441	Silhouette	GL, GLS, Series I, Series II, GS Premier Edition, Collector's Series	1990-2004, 9999	20
499	Unknown (light truck)		1932-2004, 9999	14,20,49
999	Unknown (OLDSMOBILE)		1932-2004, 9999	49

MAKE:	Peugeot	(44)	(PEUG)
--------------	----------------	-------------	---------------

Model	Codes	Includes	Model Years	Body Types
AUTOMOBILES				
031	304		1971-72,9999	04-06,09
032	403	Station Wagon	1955-67,9999	01,04,06,09
033	404	Station Wagon	1961-70,9999	01,04,06,09

MAKE:	Peugeot (Cont.)	(44)	(PEUG)
--------------	------------------------	-------------	---------------

Model	Codes	Includes	Model Years	Body Types
AUTOMOBILES (Cont.)				
034	504/505	STI, STX, Turbo, S, STI, STX, GL, GLS Liberte, Station Wagon, DSL, DL, GLX	1970-91,9999	04-06,09
035	604	SL, D	1977-84,9999	04
036	405	Mi-16, DL, S	1989-91,9999	04,06,09
398	Other (automobile)	202, 203	1945-91,9999	01-09
399	Unknown (automobile)		1945-91,9999	01-09
MOTORCYCLES				
701	0-50 cc		1965-83,9999	81
702	51-124cc		1965-83,9999	81
709	Unknown cc		1965-83,9999	81
999	Unknown (PEUGEOT)		1960-91,9999	99

MAKE:	Plymouth	(09)	(PLYM)
--------------	-----------------	-------------	---------------

Model	Codes	Includes	Model Years	Body Types
AUTOMOBILES				
001	Valiant/Scamp/Duster (thru 1976)	100, 200, Brougham, Signet, Custom, Special, 340, 360, Twister	1960-76,9999	01-02,04,06,08-09
002	Satellite/Belvedere	Belvedere I/II, GTX, Roadrunner (through 1974), Brougham, Sebring, Sebring Plus, Superbird	1951-74,9999	01-02,04,06,08-12
003	Fury (Fury Gran thru '78)	I, II, III, Roadrunner (1975), Suburban, Salon, VIP, Sport	1957-78,9999	01-02,04,06,08-09
004	Gran Fury ('80 on)	Sedan, Coupe, Salon	1980-89,9999	02,04,06,08-09
005	Barracuda	Formula, S, 340, Gran Coupe, AAR, Cuda	1964-74,9999	01-02,09
006	Volare'	Custom, Premier, Roadrunner (1976 on), Police	1976-80,9999	02,04,06,08-09
007	Caravelle	Turbo, SE	1985-88,9999	04
008	Horizon/Turismo	TC-3, Turismo 2.2, Miser, America, Custom, SE, Duster (1985 on), Expo	1978-90,9999	03,05,07
011	Reliant (K)	SE, LE, Reliant America, Limited	1981-89,9999	02,04,06,08-09
013	Scamp-(car-based p/u)	GT, 2.2	1982-84,9999	10

MAKE:	Plymouth (Cont.)	(09)	(PLYM)	
Model	Codes	Includes	Model Years	Body Types
AUTOMOBILES (Cont.)				
017	Sundance	RS, Turbo, Sundance Duster, America	1987-94,9999	03,05,07
020	Neon (2002 and on, see Dodge)	Sport, Competition, Highline	1995-2001, 9999	02,04,08
031	Cricket		1971-72,9999	04,06,09
032	Arrow	GS, GT, Fire Arrow	1976-80,9999	03
033	Sapporo	all imported	1978-83,9999	02-03,09
034	Champ/Colt import (includes 2WD Vista)	Turbo, Custom, GL, SE, DL, E Station wagon (1984 on)	1979-94,9999	02-09
035	Conquest	TSI	1984-87,9999	03
037	Laser	RS, Turbo	1989-94,9999	02-03,09
038	Breeze		1996-2000, 9999	04
039	Prowler (2002 and on, see Chrysler)	Roadster, Black Tie Edition	1997;1999- 2001,9999	01
398	Other (automobile)	Regant, Fleet, Savoy, Concord, Cambridge	1930-95,9999	01-12
399	Unknown (automobile)		1965-2001, 9999	01-12
LIGHT TRUCKS				
421	Trailduster		1974-93,9999	15
441	Vista Van	4X4 (only)	1987-94,9999	20
442	Voyager (minivan) (2000 and on, see Chrysler)	SE, LX, Grand Voyager, SE Expresso, EPIC-electric*	1984-2001, 9999	20
461	Van-fullsize (B-series)	Voyager (thru 1983), Sport, Premier	1965-95,9999	21
471	Arrow pickup (foreign)		1975-91,9999	30,32
498	Other (light truck)		1965-2001, 9999	15,20-21,28-29, 30,32,42,45,48
499	Unknown (light truck)		1974-2001, 9999	15,20-21,29, 30, 32, 48-49
* Electric Vehicle. Be sure to code Related Factors-Vehicle Level Code "36."				
998	Other (vehicle)		1965-2001, 9999	91-93,97
999	Unknown (PLYMOUTH)		1957-2001, 9999	49

MAKE: Pontiac (22) (PONT)

Model	Codes	Includes	Model Years	Body Types
AUTOMOBILES				
001	Lemans/Tempest (thru 1970)	Safari, T-37, Luxury, Grand Sport, GTO (thru 1973), GT-37, Sprint, Judge, Grand AM (73-75), Grand Lemans	1961-81,9999	01-02,04,06,08-09
002	Bonneville/Catalina/Parisienne	Brougham, Grand Safari, Safari, Grandville, 2+2, Executive, Starchief, SE, SSE, SSEi, G, SLE, GXP	1954-2005,9999	01-02,04,06,08-09
005	Fiero	2M4, 2M6, GT, SE	1984-89,9999	02
008	Ventura/GTO	II, SJ, Sprint, GTO (74-77), Custom, Base, LS2	1971-77; 2004-06,9999	02-04,09
009	Firebird/Trans AM	Esprit, Formula, GTA, Redbird, Yellowbird, Skybird, SE, Bandit, TransAm	1967-2002,9999	01-03,09
010	Grand Prix (RWD)	J, LJ, SJ, Brougham, 2+2, GT, STE, SE	1962-87,9999	01-02,09
011	Astre	Safari, SJ, Custom	1975-77,9999	02-03,06,09
012	Sunbird (thru 1980;1985 on see model 016)	Safari, Sport, Formula	1976-80,9999	01-09
013	T-1000/1000	2T	1981-87,9999	03,05,07
015	Phoenix	LJ, SJ	1977-84,9999	02-05,07-09
016	Sunbird (1985-1994)/J-2000/Sunfire (1995 on)	LE, SE, GT, 2000 Convertible, 2J, S, SE, GT, 1SA, 1SB, 1SC, 1SV	1982-2005,9999	01-09
017	6000	STE, SE, LE	1982-91,9999	02,04,06,08-09
018	Grand AM	SE, LE, GT, GT1, SE1, SE2, SC/T Package	1973-2005,9999	02,04,08
019	G5	Base, GT	2007- 09 ,9999	02
020	Grand Prix (FWD)	LE, SE, STE, GT, McLaren Turbo, GTP, Limited Edition, 40 th Anniversary Edition, GXP	1988-2008,9999	01-02,04,08-09
022	G6	Base, GT, GTP, Value Leader, GXP	2005- 09 ,9999	01-02,04
023	Solstice	GXP	2006- 09 ,9999	01- 02
024	G8	GT, GXP	2008- 09 ,9999	04
025	G3		2009	04,05
026	G8-ST		2010	10
031	Lemans (1988-on)	LE, SE, Tempest Canadian)	1988-93,9999	01-09

MAKE:	Pontiac (Cont.)	(22)	(PONT)
--------------	------------------------	-------------	---------------

Model	Codes	Includes	Model Years	Body Types
AUTOMOBILES (Cont.)				
032	Vibe	GT, AWD, HB	2003- 09 ,9999	06
398	Other (automobile)	Torpedo, Streamliner, Chieftain Star Chief, Super Chief	1946- 2010 , 9999	01-10
399	Unknown (automobile)		1926- 2010 , 9999	01-10
LIGHT TRUCKS				
401	Aztek	GT, SE, 1SA, 1SB, 1SC, Rally Edition	2001-05,9999	14
403	Torrent	GXP	2006- 09 ,9999	14
441	Trans Sport/ Montana/SV6	SE, Montana, Extended, Versatrak, 1SV, 1SA, 1SX, 1SY, 1SE, Chrome Sport,	1990-2006, 9999	20
499	Unknown (light truck)		1990- 2009 , 9999	14, 20, 49
999	Unknown (PONTIAC)		1951- 2010 , 9999	49

MAKE:	Porsche	(45)	(PORS)
--------------	----------------	-------------	---------------

Model	Codes	Includes	Model Years	Body Types
AUTOMOBILES				
031	911/996	L, S, E, T, SC, Carrera (2, 4, Cabriolet, Targa), GT, Slopenose, 4S, Targa, Speedster, Turbo, B series, S-Coupe, Cabriolet (S), GT2, GT3 (RS), Carrera GT	1965- 2009 , 9999	01-02,09
032	912	1600, E, T	1966-69; 1976,9999	01-02,09
033	914	1.7, 1.8, 2.0, S, 914/4/6	1970-76,9999	01
034	924	Turbo, S	1977-88,9999	01-03,09
035	928	S, S4, GT, GTS	1978-95,9999	02-03,09
036	930	Turbo	1979	02
037	944	Turbo, S, S2	1983-91,9999	01-03,09
038	959	Not Imported to U.S.	1989-94,9999	01-03,09
039	968		1992-95,9999	01,02,09
040	986/Boxster	Boxster, Boxster Cabriolet, S Roadster, S Anniversary, Limited Edition	1997- 2009 , 9999	01

MAKE:	Porsche (Cont.)	(45)	(PORS)
--------------	------------------------	-------------	---------------

Model	Codes	Includes	Model Years	Body Types
AUTOMOBILES (Cont.)				
041	Cayman	S	2006- 09 ,9999	02
398	Other (automobile)	Spyder, Speedster (prior to '65), 356 (A,B,C) Grund, America, Super, 1500	1948- 2009 ,9999	01-03,09
399	Unknown (automobile)		1948- 2009 ,9999	01-03,09
LIGHT TRUCKS				
421	Cayenne	Turbo, S, Titanium, GTS	2003- 09 ,9999	15
999	Unknown (PORSCHE)		1965- 2009 ,9999	99

MAKE:	Renault	(46)	(RENA)
--------------	----------------	-------------	---------------

Model	Codes	Includes	Model Years	Body Types
AUTOMOBILES				
031	LeCar	R-5, R5TL, GTL, TL, DLX	1976-83,9999	02-05,07-09
032	Dauphine/10/R-8 Caravelle	all models, R-1190, R8 -1100	1955-71,9999	01-02,04,08-09
033	12	R-12L, R-12TL/GTL	1972-77,9999	04,06,09
034	15	R-15TL	1973-76,9999	02-03,09
035	16	R-16, R-1152	1969-72,9999	06
036	17	R17, Gordini Coupe, R17TL	1972-80,9999	01-02,09
037	18i/Sportwagon	R18i, Deluxe, DLX	1981-86,9999	04,06,09
039	Alliance/Encore GTA, Convertible	L, DL, Limited, X-37	1983-87,9999	01-05,07-09
041	Alpine	GT, GTA Coupe, Not imported to U.S.	1971-90,9999	02-03,09
044	Medallion **	DL, LX	1987	04,06,09
045	Premier**		1987	04
398	Other (automobile)	Juvaquatre, 4CV, Fregate, Domaine	1946-90,9999	01-11
399	Unknown (automobile)		1946-90,9999	01-11

** Note: Medallion and Premier listed under Eagle after 1987.

MAKE:	Saab	(47)	(SAA)
--------------	-------------	-------------	--------------

Model	Codes	Includes	Model Years	Body Types
AUTOMOBILES				
031	99/99E/900	S, GL, GLE, L, LE, 2CM, 4CM Turbo, Cabriolet, 2EM, 4EM, CM, SE	1969-98,9999	01-05,07-09
032	Sonnett	II, III, 97	1967-74,9999	02
033	95/96	V-4, M, S, M-S, Special	1959-73,9999	02,06,09
034	9000	S, Turbo, CS, CD, CDE, E, AERO, CSE	1985-98,9999	04,05,09
035	9-3	SE (Hot), Viggen, Linear Arc, Vector, Aero, 2.0T, SportCombi	1999- 2009 , 9999	01, 03-07 ,09
036	9-5	SE, Aero, 2.3T, Set, Arc, Linear, Aero, SportCombi, 2.5T, Turbo X	1999- 2009 , 9999	02,04,06,08,09
037	9-2x	Linear, Aero	2005-06,9999	05
038	9-4X		2009	06
398	Other (automobile)	Monte Carlo 850, GT850, GT750, 92/93	1950- 2009 , 9999	01-09
399	Unknown (automobile)		1950- 2009 , 9999	01-09
LIGHT TRUCKS				
401	9-7x	Arc, Linear, 4.2i, 5.3i, Altitude Edition, Aero	2005- 2009 , 9999	14
999	Unknown (SAAB)		1950- 2009 , 9999	49

MAKE:	Saturn	(24)	(STRN)
--------------	---------------	-------------	---------------

Model	Codes	Includes	Model Years	Body Types
AUTOMOBILES				
001	SL	SL, SL1, SL2	1991-2002, 9999	04
002	SC	SC1, SC2	1991-2002, 9999	02
003	SW	SW1, SW2	1993-2001, 9999	06
004	EV1/EGV1*	Electric Vehicle (Gen II)	1997-2003, 9999	02
005	LS	LS, LS1, LS2, L100/L200/L300, L300-1/2/3	2000-05,9999	04
006	LW	LW1, LW2, LW200/ LW300-1/2/3	2000-04,9999	06
007	Ion	Quad-coupe, 1/2/3, Red Line	2003-07,9999	04

MAKE:	Saturn (Cont.)	(24)	(STRN)
--------------	-----------------------	-------------	---------------

Model	Codes	Includes	Model Years	Body Types
AUTOMOBILES (Cont.)				
008	Sky	Red Line	2007- 09,9999	01
009	Aura	XE, XR, <i>Hybrid</i>	2007- 09,9999	04
010	Outlook	XE, XR	2007- 09,9999	06
011	Astra	XE, XR, Sport	2008- 09,9999	03,05
* Electric Vehicle. Be sure to code Related Factors-Vehicle Level Code "36."				
398	Other (automobile)		1991- 2009,9999	02,04,06,08-09
399	Unknown (automobile)		1991- 2009,9999	02,04,06,08-09
LIGHT TRUCKS				
401	Vue	Red Line, 4, V6, Green Line, XE, <i>XR-4, XR-V6</i>	2002- 09,9999	14
441	Relay	2, 3	2005-07,9999	20
499	Unknown (light truck)		2002- 09,9999	14, 20
999	Unknown (SATURN)		1991- 2009,9999	49

MAKE:	Smart	(65)	
--------------	--------------	-------------	--

Model	Codes	Includes	Model Years	Body Types
AUTOMOBILES				
031	Fortwo	Pure, Passion	2008- 09,9999	01, 02
398	Other (automobile)		2008- 09,9999	01,02,09
399	Unknown (automobile)		2008- 09,9999	01,02,09

MAKE:	Sterling	(61)	(STLG)
--------------	-----------------	-------------	---------------

Model	Codes	Includes	Model Years	Body Types
AUTOMOBILES				
031	827	Li, SL, S, SLI	1987-91,9999	04-05,09
398	Other (automobile)	825, S, SL, Oxford Edition	1987-91,9999	04-05,09
399	Unknown (automobile)		1987-91,9999	04-05,09

MAKE: Subaru (48) (SUBA)

Model	Codes	Includes	Model Years	Body Types
AUTOMOBILES				
031	Loyale (1990 on)/DL/ FE/G/GF/GL/GLF/ STD	4-wheel drive, S, 1300, 1400, 1600, 1800, A15L, A44L, Touring Wagon, Turbo	1972-94,9999	02-09
032	Star	FF -1 Star, 1100	1971	02,04,06,08-09
033	360		1958-70,9999	02
034	Legacy/Outback(prior to 2003 only; see 045 for 2003 on)	L, LS, LSI, 4WD, Outback (Limited, Ltd, Sport, VDC, L.L. Bean Edition), GT, Brighton, Sport Utility Sedan (Ltd.), 30th Anniv. Outback, H-6, 35 th Anniv., 2.5, 2.5i/GT, spec. B, 3.0R, Limited	1990- 2009 , 9999	04-06,09
035	XT/XT6	4WD Turbo, convertible, DL, GL	1985-91,9999	01-02,09
036	Justy	DL, GL, 4WD	1987-94,9999	03,05,07
037	SVX	LS, LSL, XR, LSi	1992-97,9999	02
038	Impreza	L, LS, Brighton, Outback Sport, RS, L-Sport, LX, 2.5i/ RS/TS, WRX, WRX Sport/STI/ TR, Limited Edition, Premium	1993- 2009 , 9999	02,04-06,08-09
039	RX		1986-89,9999	03-04,09
043	Brat	DL, GL	1978-87,9999	10
044	Baja	Sport, Turbo	2003-07,9999	10
045	Outback (2003 on; see 034 for prior to 2003)	H6-VDC, 35 th Anniversary Edition, 2.5, 2.5i, 2.5XT, 3.0R, Special Edition, VDC Limited, Sport, L.L. Bean Edition, 3.0R	2003- 09 ,9999	04-06,09
398	Other (automobile)		1968- 2009 , 9999	01-10
399	Unknown (automobile)		1968- 2009 , 9999	01-10
LIGHT TRUCKS				
401	Forester	L, S, 2.5X, 2.5XS, 2.5XT, L.L. Bean Edition, Limited, Sport, Premium	1997- 2009 , 9999	14
402	B9 Tribeca	Base, Limited, Special Edition	2006- 09 ,9999	14
499	Unknown (light truck)		1997- 2009 , 9999	14
999	Unknown (SUBARU)		1958- 2009 , 9999	49

MAKE:		Suzuki	(53)	(SUZI)
Model	Codes	Includes	Model Years	Body Types
AUTOMOBILES				
031	Swift/SA310	GTi, GTX, GLX, GA, GT, GL	1989-2001, 9999	03-05,07,09
032	Esteem	GL, GLX, GLX+	1995-2002, 9999	04,06,09
033	Aerio	S,G,LX,SX (Wagon), Luxury	2002-07,9999	04,06,09
034	Forenza	S, LX, EX, Premium, Convenience, Popular	2004-08,9999	04,06,09
035	Verona	S, LX, EX, Luxury	2004-06,9999	04
036	Reno	S, LX, EX, Premium, Convenience	2005-08,9999	05
040	SX4	Base, Sport, Convenience, Touring	2007- 09 ,9999	05
398	Other (automobile)	800 Fronte, Alto	1981- 2009 , 9999	03-07,09
399	Unknown (automobile)		1981- 2009 , 9999	03-07,09
LIGHT TRUCKS				
401	Samurai	Standard, Deluxe, JL	1986-96,9999	14
402	Sidekick/Vitara/ Vitara V6	JS, JX, JLX, JLS, Sport, Grand Vitara (1999-2002 only; see model 404 for 2003 on) (JS, JLX, JLS, Ltd.) XL-7 (2002 only; see model 405 for 2003 on) LX	1989-2004, 9999	14
403	X-90		1996-98,9999	14
404	Grand Vitara (2003 on; see model 402 for models prior to 2003)	JS, JLX, JLS, Limited, GX, LX, XV6, Premium, XSport, Luxury	2003- 09 ,9999	14
405	XL-7 (2003 on; see 402 for 2002 model year)	Standard, Touring, Limited, GX, LX, Premium, Luxury	2003- 09 ,9999	14
481	Equator		2009	31
498	Other (light truck)	Jimmy	1981- 2009 , 9999	14, 31
499	Unknown (light truck)		1981- 2009 , 9999	14, 31
MOTORCYCLES				
701	0-50cc		1970- 2009 , 9999	80-81,83,88-89

MAKE:	Suzuki (Cont.)	(53)	(SUZI)
--------------	-----------------------	-------------	---------------

Model	Codes	Includes	Model Years	Body Types
MOTORCYCLES (Cont.)				
702	51-124cc		1970- 2009 , 9999	80-81,83,88-89
703	125-349cc		1969- 2009 , 9999	80,83,88-89
704	350-449cc		1970-93; 2000- 09 ,9999	80,83,88-89
705	450-749cc		1969- 2009 , 9999	80,83,88-89
706	750cc-over		1970- 2009 , 9999	80,83,88-89
709	Unknown cc		1969- 09 ,9999	80-83,88-89
ALL TERRAIN VEHICLES				
731	0-50cc	includes all ATVs designed solely for off-road use and have 3 or 4 wheels.	1969-87; 2002-04,9999	90
732	51-124cc		1969-2004, 9999	90
733	125-349cc		1969- 2009 , 9999	90
734	350cc or greater		1969-93; 1999- 2009 , 9999	90
739	Unknown cc		1969- 2009 , 9999	90
999	Unknown (SUZUKI)		1969- 2009 , 9999	49,99

MAKE:	Toyota	(49)	(TOYT)
--------------	---------------	-------------	---------------

Model	Codes	Includes	Model Years	Body Types
AUTOMOBILES				
031	Corona	Mark II, Custom, 1900, 2000, Deluxe	1966-83,9999	02,04,06,08-09
032	Corolla	1100, 1200, 1600, SR-5, LE, DX, CE, Deluxe, Custom, FX, FX16, Sport, GTS, VE, S, XRS, XLE	1969- 2009 , 9999	02-09
033	Celica	1900, 2000, GT, ST, GTS, VE, GT-S	1971-2005, 9999	01-03,09
034	Supra	Celica Supra, Soarer, Turbo	1979-98,9999	03
035	Cressida		1978-92,9999	04-06,09
036	Crown	2300, 2600, Toyopets	1958-71,9999	02,04,06,08-09
037	Carina	2000	1972-73,9999	02
038	Tercel	Corolla Tercel, 4WD, EZ, DX, LE, DLX, CE	1980-98,9999	02-09

MAKE:	Toyota (Cont.)	(49)	(TOYT)
--------------	-----------------------	-------------	---------------

Model	Codes	Includes	Model Years	Body Types
AUTOMOBILES (Cont.)				
039	Starlet		1981-84,9999	03
040	Camry	LE, Deluxe, XLE, DLX, SE, All-Trac, CE, SE, Limited Edition, LE, Hybrid,	1983- 2009 , 9999	02,04-06,08-09
041	MR-2/MR Spyder	Super Charged	1984-95; 2000-05,9999	01-02,09
042	Paseo	Turbo, T-bar	1992-97,9999	01-02,09
043	Avalon	XL, XLS, Limited, Touring	1995- 2009 , 9999	04
044	Solara	Camry Solara (SE, SLE, Sport)	1999- 2009 , 9999	01-02,09
045	ECHO		2000-05,9999	02,04,09
046	Prius *	*Electric hybrid, Touring	2001- 09 ,9999	04,05
047	Matrix	Base, XR, XRS, STD, S	2003- 09 ,9999	06
048	Scion xA	RS 1.0	2004-07,9999	05
049	Scion xB	1.0, 2.0 Series	2004- 09 ,9999	06
050	Scion tC	1.0 Series	2005- 09 ,9999	03
051	Yaris	Liftback, S	2007- 09 ,9999	03-05
052	Scion xD		2008- 09 ,9999	05
398	Other (automobile)	2000 GT Coupe (1960s), Sports 800, Viper, Tiara	1960- 2009 , 9999	01-10
399	Unknown (automobile)		1960- 2009 , 9999	01-10
LIGHT TRUCKS				
401	4-Runner	SR5, Limited, Sport	1984- 2009 , 9999	14
402	RAV4*	L, EVs-electric*, Sport, Limited	1996- 09 ,9999	14
403	Highlander	Limited, Hybrid, Sport	2001- 09 ,9999	14
404	FJ Cruiser	Baja 1000, FJ, SE, TRD	2007- 09 ,9999	14
421	Land Cruiser	4WD	1964- 2009 , 9999	15
422	Sequoia	SR5, Limited, Platinum	2001- 09 ,9999	15
441	Minivan (1984-90)/ Previa (1991 on)	LE, Cargo, DX, XLE	1984-97,9999	20
442	Sienna	CE, LE, XLE, Symphony, Limited	1998- 2009 , 9999	20
471	Pickup	SR-5,Extra Cab, Sport, LN44, Chinook, Wonder Wagon	1974-95,9999	30-32,40,42
472	Tacoma	SR5, Xtracab, Limited, PreRunner, Side Step, Double Cab, S-Runner, X-Runner	1995- 2009 , 9999	30,32,40,42
481	T-100	DX, SR5, Limited, Xtracab	1993-98,9999	31-32,40,42

MAKE:	Toyota (Cont.)	(49)	(TOYT)
--------------	-----------------------	-------------	---------------

Model	Codes	Includes	Model Years	Body Types
LIGHT TRUCKS (Cont.)				
482	Tundra	SR5 (Access Cab), LTD, (Access Cab), Double Cab, Darrell Waltrip Special Edition, CrewMax	1999- 2009 , 9999	31-32,40,42
498	Other (light truck)		1970- 2009 , 9999	14-15,19-20, 29-30,32,39
499	Unknown (light truck)		1973- 2009 , 9999	14-15,19-20,30-32, 39-40,42,48-49
999	Unknown (TOYOTA)		1966- 2009 , 9999	49

MAKE:	Triumph	(50)	(TRIU)
--------------	----------------	-------------	---------------

Model	Codes	Includes	Model Years	Body Types
AUTOMOBILES				
031	Spitfire	I, II, III, IV, 1500	1962-81,9999	01,02,09
032	GT-6	MK3	1967-73,9999	01,02,09
033	TR4	TR2, TR3, TR4A	1958-68,9999	01,02,09
034	TR6		1969-76,9999	01,02,09
035	TR7/TR8		1975-81,9999	01,02,09
036	Herald	Vitesse	1960-74,9999	01-02,06,09
037	Stag		1971-73,9999	01,02,09
398	Other (automobile)	1800,2000,Mayflower, Renown,1200	1946-81,9999	01-02,04,08-09
399	Unknown (automobile)		1946-81,9999	01-02,04,08-09
MOTORCYCLES				
701	0-50cc		1965-83,9999	80
702	51-124cc		1965-83,9999	80
703	125-349cc		1950-74,9999	80
704	350-449cc		1950-71,9999	80
705	450-749cc		1950-83; 2000- 09 ,9999	80
706	750cc or greater		1950-74; 1983- 2009 , 9999	80
709	Unknown cc		1950- 2009 , 9999	80
799	Unknown (motored cycle)		1950- 2009 , 9999	80
999	Unknown (TRIUMPH)		1950- 2009 , 9999	99

MAKE: Volkswagen (30) (VOLK)

Model	Codes	Includes	Model Years	Body Types
AUTOMOBILES				
031	Karmann Ghia		1954-75,9999	01-02,09
032	Beetle 1300/1500	Flat windshield, 94.5 WB	1948-77,9999	01-02,09
033	Super Beetle	Curved windshield 95.3 WB	1971-80,9999	01-02,09
034	411/412	Squareback/Fastback	1971-74,9999	03-04,09
035	Squareback/Fastback	Type 3, 1600	1965-74,9999	02
036	Rabbit	L, GTI, Sport, LS, Custom, DL, Deluxe, S	1975-84, 2007- 09 , 9999	01,03,05-07,09
037	Dasher		1974-81,9999	03,05-07,09
038	Scirocco	16V	1975-88,9999	02
040	Jetta	Jetta III, GL (TDI, 1.9L, 2.0L), GLI (VR6), GLS (1.8T,1.8L/1.9L/2.0L/2.8L/ TDI/VR6),GT, Carat, TDI, GLX (VR6/2.8L), Turbo Diesel, Wolfsburg Edition, 2.5L S/SE/SEL , Value Edition. 2.0T, 3.6	1981- 2009 , 9999	02,04,06,08
041	Quantum	Synco	1982-88,9999	02,04,06,08-09
042	Golf/Cabriolet/Cabrio/ GTI	Golf II, GTI (GLS, GLX 1.8T/2.8L), GT, GL(1.8T/ VR6/2.0L/1.9L/ TDI), Golf III, GLS (1.8T/1.8L/1.9L/ 2.0/TDI), Wolfsburg, Cabrio (GL, GLS, GLX), 20 th Anniversary, R32, MkV	1985- 2009 , 9999	01,03,05-07, 09
043	Rabbit Pickup	car-based pickup	1980-83,9999	10
044	Fox	GL	1987-94,9999	02,04,06,08-09
045	Corrado		1989-94,9999	02
046	Passat	GL, GLS(1.8T, Synchro, V6), TDI, GLX(1.8T, 2.0T, W8, Synchro, V6), 4MOTION, 3.6 GL, Value Edition, CC	1990- 2009 , 9999	04,06,09
047	New Beetle	GL GLS TDI, 1.8T/1.8L/ 1.9L/2.0L/2.5/2.5L Synchro/ V6, GLX (1.8T), Turbo S	1998- 2009 , 9999	01,03,09
048	Phaeton	3.2L, 4.2L, V6, V8, W12	2003-06,9999	04
051	Eos	2.0T, 3.2L, Komfort, Lux, VR6	2007- 09 ,9999	01
398	Other (automobile)		1965- 2009 , 9999	01-10
399	Unknown (automobile)		1956- 2009 , 9999	01-10

MAKE:	Volkswagen (Cont.)	(30)	(VOLK)
--------------	---------------------------	-------------	---------------

Model	Codes	Includes	Model Years	Body Types
LIGHT TRUCKS				
401	The Thing (181)		1973-75,9999	14
402	Tiguan	S, SE, SEL	2008- 09,9999	14
421	Touareg/Touareg 2	V6, V8, V10, VR6 FSI	2003- 09,9999	15
441	Vanagon/Camper	Bus, Kombi, Van	1955-91,9999	20
442	Eurovan	GLS, MV, Camper, Weekender Package	1992-04,9999	20
443	Routan	S, SE, SEL Premium/RSE	2009	20
498	Other (light truck)		1967-80,9999	14-15,20
499	Unknown (light truck)		1965- 2009 , 9999	14-15,20,49
998	Other (vehicle)		1965- 2009 , 9999	91-93,97
999	Unknown (VOLKSWAGEN)		1956- 2009 , 9999	49

MAKE:	Volvo	(51)	(VOLV)
--------------	--------------	-------------	---------------

Model	Codes	Includes	Model Years	Body Types
AUTOMOBILES				
031	122	S	1958-68,9999	02,04,06,08-09
032	140/142/144/145 *	S, E, GL, GLS, Deluxe	1968-74,9999	02,04,06,08-09
033	164	S, E	1970-75,9999	04
034	240 series*/DL/GL/GLT	242, 244, 245, DL, GL, GLT, Deluxe	1975-93,9999	02,04,06,08-09
035	260 series/GLE	264,265,262, c, Volvo Coupe, Volvo Diesel	1976-82,9999	02,04,06,08-09, 12
036	1800	E, S, ES, P1800	1960-73,9999	02,06,09
037	PV544	PV444	1947-65,9999	04,06,09
038	760/780	GLE, Turbo, Bertone Coupe	1983-92,9999	02,04,06,08-09, 12
039	740	GLE, GT, Turbo, GL, SE	1983-92,9999	04,06,09
040	940	GLE, Turbo, SE	1991-95,9999	04,06,09,12
041	960		1992-97,9999	04,06,09,12
042	850	GLT, Turbo, T-5, GTAS, GTMS Cross Country	1993-97,9999	04,06,09
043	70 Series	C70 (LT, HT,T5), S70 (GLT, T5, AWD) V70 (R, SC Cross Country, GLT, T-5, XC-70, M, 2.4T, 2.4, 2.5T, T-6, R, 3.2) LPT, HPT	1998- 2009 ,9999	01-02,04,06,09
044	90 Series	S90, V90	1998	04,06,09

MAKE:	Volvo (Cont.)	(51)	(VOLV)
--------------	----------------------	-------------	---------------

Model	Codes	Includes	Model Years	Body Types
AUTOMOBILES (Cont.)				
045	80 Series	S80 (2.9, T6, Executive, Premier) 2.5, 2.5T, 3.2, V8	1999- 2009 , 9999	04
046	40 Series	S40,V40,LSE, 2.5i, T5, 2.4i, R-Design	2000- 09 ,9999	04,06,09
047	60 Series	S60 (2.4T, 2.4, 2.5 AWD, T5), 2.4M, 2.5T, R, T5	2001- 09 ,9999	04
048	V50	2.4i, T5, R-Design	2005- 09 ,9999	06
049	C30	1.0, 2.0, T5, R-Design	2008- 09 , 9999	03
398	Other (automobile)		1958- 2009 , 9999	01-12
399	Unknown (automobile)		1958- 2009 , 9999	01-12
LIGHT TRUCKS				
401	XC90	2.5T(AWD), T6(AWD), V8, 3.2, R-Design	2003- 09 ,9999	14
MEDIUM/HEAVY TRUCKS				
881	Medium/Heavy – CBE		1981-93; 1996- 2009 , 9999	60-64,66,78
882	Medium/Heavy – COE low entry		1981-93; 1996-2004, 9999	60-64,66,78
883	Medium/Heavy – COE high entry		1981-93; 1996-2004, 9999	60-64,66,78
884	Medium/Heavy – Unknown engine location		1981-93; 1996- 2009 , 9999	60-64,66, 71-72,78
890	Medium/Heavy – COE entry position unknown		1981-93; 1996- 2009 , 9999	60-64,66,78
898	Other (medium/heavy truck)		1981-93; 1996- 2009 , 9999	60-64,66, 71-72,78
BUSES				
981	Bus**: Conventional (Engine out front)		1981-2005, 9999	50-52,58-59
988	Other (bus)		1965-2005, 9999	50-52,58-59
** Use "981" (bus) if the frontal plane or the engine location is unknown.				
999	Unknown (VOLVO)		1958- 2009 , 9999	79,99

MAKE: Yugo (57) (YUGO)

Model	Codes	Includes	Model Years	Body Types
AUTOMOBILES				
031	GV/GVL/GVX	All models, Cabriolet	1986-92,9999	01-03,09

MAKE: Other Domestic Manufacturers (29)

Model	Codes	Includes	Model Years	Body Types
AUTOMOBILES				
001	Studabaker/Avanti	Lark, Gran Turismo, Hawk, Cruiser, all associated subseries, light pick-up, Studebaker XUV/XUT, Lister	1940-91; 2001-07,9999	01-02, 04, 06, 08-09, 16, 31, 39
002	Checker	Marathon, Superba, Taxi, Aerobus	1965-82,9999	04, 06, 09, 12
003	Panoz	Esperante (Magnussen Edition), GTS, GTLM	2000- 09 ,9999	01-02, 09
004	Saleen	S7	2001- 09 ,9999	02
398	Other (automobile)	Desoto, Excaliber, Stutz, FiberFab, Hudson, Packard, Consulier, Gatsby, Auburn, Phaeton, Citicar, Clenet	1940-91,9999	01-13
399	Unknown Make		1940- 2009 , 9999	01-13, 16, 39

MAKE: Other Import (69)

Model	Codes	Includes	Model Years	Body Types
AUTOMOBILES				
031	Aston Martin	Lagonda, Vantage, Volante, Saloon, DB Mark III, DB4, DB4GT, DB5, DB6, DB7 (Heritage, Vantage, Volante), V12 Vanquish S, V8, DB9, Rapide, DBS	1950- 2009 , 9999	01-09
032	Bricklin		1965-91,9999	02
033	Citroen		1965-91,9999	02-09
034	DeLorean		1981-83,9999	02

MAKE: Other Import (Cont.) (69)

Model	Codes	Includes	Model Years	Body Types
AUTOMOBILES (Cont.)				
035	Ferrari	F355 (Berlinetta, GTS, Spider, F1), F430, F456 (GTA, M, GT, MGTA), F550 (Maranello, Barchetta Pininfarina), 360/430 (Spider, Modena, Challenge) Maranello, Berlinetta, MGT (Vintage), Enzo, Challenge Stradale, 575M, 612 Scaglietti, Superamerica, 599 GTB, California	1965- 2009 , 9999	01-05,07-09
036	Hillman		1965-91,9999	01-09
037	Jensen	Healy-Interceptor, 541R	1965-91,9999	01-05,07-09
038	Lamborghini	Countach, 5000S, Jalpa, Diablo, Miura, Murciélago (LP640), Galladoro	1965- 2009 , 9999	01-02,04,08-09
039	Lotus	Europe, Espirit (V8, GT-3, V8-GT) Elise, Exige, Evora	1967- 2010 , 9999	01-02,04,08-09
040	Maserati	Biturbo, Ghibli, 3200 GT, Quattroporte, Spyder GT, Sports GT, Executive GT, 90th Anniversary, MC12, GranSport, GranTurismo	1965-99; 2002- 09 ,9999	01-05,07-09
041	Morris	Minor	1965-91,9999	01-10
042	Rolls Royce/Bentley	Rolls Royce: Cloud/Shadow series, Silver Spur, Silver Dawn, Silver Spirit, Silver Seraph, Corniche, Park Ward); Bently: (Arnaze, Azure, Continental, Mulliner), Phantom, Brooklands	1926- 2009 , 9999	01-02,04,08-09
044	Simca		1965-91,9999	01-09
045	Sunbeam		1965-91,9999	01-02,04,08-09
046	TVR		1965-91,9999	01-02,09
048	Desta		1985-99,9999	14-15,19
049	Reliant		1960-91,9999	01-09
052	Bertone	X/19	1989-91,9999	01-02,09
053	Lada		1965-91,9999	01-09

MAKE: Other Import (Cont.) (69)

Model	Codes	Includes	Model Years	Body Types
AUTOMOBILES (Cont.)				
054	Mini-Cooper	Mark I,II,III, S, SE, Sport, MC40, Traveller	1961-74; 2002- 09 ,9999	01,03, 06
055	Morgan (2003 on; Prior to 2003 see 398)	Aero 8, Plus 8, V6	2003- 09 ,9999	01
056	Maybach	57, 57S, 62	2003- 09 ,9999	04
057	Spyker	C8, Base, T, Laviolette, Double 12R, Double 12S	2005- 09 ,9999	01-02
058	Koenigsegg	CC8S, CCR, CCX	2007- 09 ,9999	01
059	Tesla		2008	01
060	Yes	Roadster	2009	01
061	Mahinda	Scorpio (Lx, Sle, Vls, Vlx)	2010	14
398	Other (automotive)	Morgan (Prior to 2003; 2003 on see 055), Singer, Gazelle	1965-91,9999	01-13
399	Unknown Make		1928- 2010 , 9999	01-10,19

MOTORED CYCLES

Note: Refer to Passenger Car section of this table for motored cycles produced by automobile manufacturers (BMW, Honda, Peugeot, Suzuki, Triumph)

MAKE:	BSA	(70)	(BSA)
--------------	------------	-------------	---------------

Model	Codes	Includes	Model Years	Body Types
MOTORCYCLES				
701	0-50cc		1950-72,9999	80-81,83,88-89
702	51-124cc		1950-72,9999	80-81,83,88-89
703	125-349cc		1950-72,9999	80,83,88-89
704	350-449cc		1950-72,9999	80,83,88-89
705	450-749cc		1950-72,9999	80,83,88-89
706	750cc or greater		1950-72,9999	80,83,88-89
709	Unknown cc		1950-72,9999	80,83,88-89

MAKE:	Ducati	(71)	(DUCA)
--------------	---------------	-------------	---------------

Model	Codes	Includes	Model Years	Body Types
MOTORCYCLES				
701	0-50cc		1958-65,9999	80-81,88-89
702	51-124cc		1958-65,9999	80-81,88-89
703	125-349cc		1958-65,9999	80,88-89
704	350-449cc		1958-65,9999	80,88-89
705	450-749cc		1958-93; 1997-2006, 9999	80,88-89
706	750cc or greater		1958- 2009 , 9999	80,88-89
709	Unknown cc		1958- 2009 , 9999	80-83,88-89

MAKE:	Harley-Davidson	(72)	(HD)
--------------	------------------------	-------------	-------------

Model	Codes	Includes	Model Years	Body Types
MOTORCYCLES				
701	0-50cc		1965-66,9999	80-81
702	51-124cc		1948-78,9999	80-81,88-89
703	125-349cc		1948-88,9999	80,88-89
704	350-449cc		1969-74,9999	80,88-89
705	450-749cc		1971-78,9999	80,88-89
706	750cc or greater		1932- 2009 , 9999	80,82,88-89
709	Unknown cc		1932- 2009 , 9999	80,82,88-89

MAKE:	Kawasaki	(73)	(KAWK)
--------------	-----------------	-------------	---------------

Model	Codes	Includes	Model Years	Body Types
MOTORCYCLES				
701	0-50cc		1965-82,9999	80-81,83,88-89
702	51-124cc		1965- 2009 , 9999	80-81,83,88-89
703	125-349cc		1965- 2009 , 9999	80,83,88-89
704	350-449cc		1975-98; 2003-04; 2006- 09 , 9999	80,83,88-89
705	450-749cc		1972- 2009 , 9999	80,83,88-89
706	750cc or greater		1972- 2009 , 9999	80,83,88-89
709	Unknown cc		1965- 2009 , 9999	80-83,88-89
ALL TERRAIN VEHICLES				
731	0-50cc		2003- 09 ,9999	90
732	51-124cc	includes all ATVs	1970-88; 2003- 09 ,9999	90
733	125-349cc	designed solely for	1970- 2009 , 9999	90
734	350cc or greater	off-road use and have 3	1970- 2009 , 9999	90
739	Unknown cc	or 4 wheels.	1970- 2009 , 9999	90

MAKE:	Moto-Guzzi	(74)	(MOGU)
--------------	-------------------	-------------	---------------

Model	Codes	Includes	Model Years	Body Types
MOTORCYCLES				
704	350-449cc		1965-76,9999	80,88-89
705	450-749cc		1965-87; 2004- 09 ,9999	80,88-89
706	750cc or greater		1965- 2009 , 9999	80,88-89
709	Unknown cc		1965- 2009 , 9999	80,88-89

MAKE:	Norton	(75)	(NORT)
--------------	---------------	-------------	---------------

Model	Codes	Includes	Model Years	Body Types
MOTORCYCLES				
704	350-449cc		1950-76,9999	80,83,88-89
705	450-749cc		1950-76,9999	80,83,88-89
706	750cc or greater		1950-76,9999	80,83,88-89
709	Unknown cc		1950-76,9999	80,83,88-89

MAKE:	Victory	(77)	(VCTY)
--------------	----------------	-------------	---------------

Model	Codes	Includes	Model Years	Body Types
MOTORCYCLES				
706	750cc or greater		1998-2009, 9999	80,88-89
709	Unknown cc		1998-2009, 9999	80,88-89

MAKE:	Yamaha	(76)	(YAMA)
--------------	---------------	-------------	---------------

Model	Codes	Includes	Model Years	Body Types
MOTORCYCLES				
701	0-50cc		1979- 2009 , 9999	80-81,83,88-89
702	51-124cc		1972- 2009 , 9999	80-81,83,88-89
703	125-349cc		1969- 2009 , 9999	80,83,88-89
704	350-449cc		1972- 2009 , 9999	80,83,88-89
705	450-749cc		1971- 2009 , 9999	80,83,88-89
706	750cc or greater		1974- 2009 , 9999	80,83,88-89
709	Unknown cc		1969- 2009 , 9999	80,88-89
ALL TERRAIN VEHICLES				
731	0-50cc	includes all ATVs designed solely for off-road use and have 3 or 4 wheels.	1965-91, 2005- 09 , 9999	90
732	51-124cc		1965- 2009 , 9999	90
733	125-349cc		1965- 2009 , 9999	90
734	350cc or greater		1993- 2009 , 9999	90

MAKE:	Yamaha (Cont.)	(76)	(YAMA)
--------------	-----------------------	-------------	---------------

Model	Codes	Includes	Model Years	Body Types
--------------	--------------	-----------------	--------------------	-------------------

ALL TERRAIN VEHICLE (Cont.)

739	Unknown cc		1965- 2009 , 9999	90
-----	------------	--	-----------------------------	----

998	Other (Vehicle)	Snowmobiles	1965- 2009 , 9999	91
-----	-----------------	-------------	-----------------------------	----

TRUCKS

MAKE: Brockway		(80)	(BROC)	
Model	Codes	Includes	Model Years	Body Types
MEDIUM/HEAVY TRUCKS				
881	Medium/Heavy – CBE		1965-77,9999	60-64,66, 71-72,78
882	Medium/Heavy - COE low entry		1965-77,9999	60-64,66, 71-72,78
883	Medium/Heavy - COE high entry		1965-77,9999	60-64,66, 71-72,78
884	Medium/Heavy – Unknown engine location		1965-77,9999	60-64,66, 71-72,78
890	Medium/Heavy – COE entry position unknown		1965-77,9999	60-64,66, 71-72,78
898	Other (medium/heavy truck)		1965-77,9999	60-64,66, 71-72,78
BUSES				
981	Bus**: Conventional (Engine out front)		1965-77,9999	50-52,58-59
982	Bus: Front engine, Flat front		1965-77,9999	50-52,58-59
983	Bus: Rear engine, Flat front		1965-77,9999	50-52,58-59
988	Other (bus)		1965-77,9999	50-52,58-59
** Use code “981”(bus) if the frontal plane or the engine location is unknown.				
MOTOR HOME				
850	Motor Home	Truck based	1965-77,9999	65,73
998	Other (vehicle)		1965-77,9999	91-93,97
999	Unknown (BROCKWAY)		1965-77,9999	99

MAKE: Diamond Reo or Reo (81) (DIAR)

Model	Codes	Includes	Model Years	Body Types
MEDIUM/HEAVY TRUCKS				
881	Medium/Heavy – CBE	DC101,C116	1954-75,9999	60-64,66, 71-72,78
882	Medium/Heavy – COE low entry		1954-75,9999	60-64,66, 71-72,78
883	Medium/Heavy – COE high entry	C054-C088	1954-75,9999	60-64,66, 71-72,78
884	Medium/Heavy – Unknown engine location		1954-75,9999	60-64,66, 71-72,78
890	Medium/Heavy – COE entry position unknown		1954-75,9999	60-64,66, 71-72,78
898	Other (medium/heavy truck)		1954-75,9999	60-64,66, 71-72,78
BUSES				
981	Bus**: Conventional (Engine out front)		1954-75,9999	50-52,58-59
982	Bus: Front engine, Flat front		1954-75,9999	50-52,58-59
983	Bus: Rear engine, Flat front		1954-75,9999	50-52,58-59
988	Other (bus)		1954-75,9999	50-52,58-59
** Use code “981”(bus) if the frontal plane or the engine location is unknown.				
MOTOR HOME				
850	Motor Home	Truck based	1954-75,9999	65,73
998	Other (vehicle)		1954-75,9999	91-93,97
999	Unknown (DIAMOND REO or REO)		1954-75,9999	99

MAKE: Freightliner (82) (FRHT)

Model	Codes	Includes	Model Years	Body Types
LIGHT TRUCKS				
461	Sprinter/Advantage	2500 (HC/SHC), 3500 (HC/SHC)	2002- 09 , 9999	21-22,28-29
MEDIUM/HEAVY TRUCKS				
881	Medium/Heavy – CBE		1965- 2009 , 9999	60-64,66, 71-72,78
882	Medium/Heavy – COE low entry		1968- 2009 , 9999	60-64,66, 71-72,78
883	Medium/Heavy – COE high entry		1965- 2009 , 9999	60-64,66, 71-72,78
884	Medium/Heavy – Unknown engine location		1963- 2009 , 9999	60-64,66, 71-72,78
890	Medium/Heavy – COE entry position unknown		1965- 2009 , 9999	60-64,66, 71-72,78
898	Other (medium/heavy truck)		1965- 2009 , 9999	60-64,66, 71-72,78
BUSES				
981	Bus**: Conventional (Engine out front)		1965-2004, 9999	50-52,58-59
982	Bus: Front engine, Flat front		1965-2004, 9999	50-52,58-59
983	Bus: Rear engine, Flat front		1965-2004, 9999	50-52,58-59
988	Other (bus)		1965-2004, 9999	50-52,58-59
MOTOR HOME				
850	Motor Home	Truck based	1965- 2009 , 9999	65,73
998	Other (vehicle)		1963- 2009 , 9999	91-93,97
999	Unknown (FREIGHTLINER)		1963- 2009 , 9999	99

** Use code "981"(bus) if the frontal plane or the engine location is unknown.

MAKE: FWD (83) (FWD)

Model	Codes	Includes	Model Years	Body Types
MEDIUM/HEAVY TRUCKS				
881	Medium/Heavy – CBE		1965-2001, 9999	60-64,66, 71-72,78
882	Medium/Heavy – COE low entry		1965-2001, 9999	60-64,66, 71-72,78
883	Medium/Heavy – COE high entry		1965-2001, 9999	60-64,66, 71-72,78
884	Medium/Heavy – Unknown engine location		1965-2001, 9999	60-64,66, 71-72,78
890	Medium/Heavy – COE entry position unknown		1965-2001, 9999	60-64,66, 71-72,78
898	Other (medium/heavy truck)		1965-2001, 9999	60-64,66, 71-72,78
BUSES				
981	Bus**: Conventional (Engine out front)		1965-2001, 9999	50-52,58-59
982	Bus: Front engine, Flat front		1965-2001, 9999	50-52,58-59
983	Bus: Rear engine, Flat front		1965-2001, 9999	50-52,58-59
988	Other (bus)		1965-2001, 9999	50-52,58-59
** Use code “981”(bus) if the frontal plane or the engine location is unknown.				
MOTOR HOME				
850	Motor Home	Truck based	1965-2001, 9999	65,73
998	Other (vehicle)		1965-2001, 9999	91-93,97
999	Unknown (FWD)		1965-2001, 9999	99

MAKE: International Harvester/Navistar (84) (INTL) - (NAVI)

Model	Codes	Includes	Model Years	Body Types
LIGHT TRUCKS				
421	Scout	Scout II, Utility pickup, SS-2, Roadster, 800 series, Traveler, Terra Traveltop,	1962-80,9999	15
431	Travelall	1010-1210, 100-200	1963-75,9999	16
466	Multistop Van	Metro RM, MS1510, 120-160, MS1210	1960-84,9999	22,28-29
481	Pickup	R-100-500, 900A-1500C/D, 1010-1510	1951-76,9999	31,33
498	Other (light truck)		1960-84,9999	15-16,22,28-29
499	Unknown (light truck)		1951-84,9999	15-16,19,22,28-29
MEDIUM/HEAVY TRUCK				
881	Medium/Heavy – CBE	Loadstar/Fleetstar, Paystar, CBE Transtar, 4200, S-series Mixer, 8100, 8500, 9100, 9200, 9300, 9400, 9900, CXT, RXT, MXT	1963- 2009 , 9999	60-64,66,71-72,78
882	Medium/Heavy – COE low entry	CO, VCO, DCO, 190-1950, Cargostar, LFM, 5370 (Garbage), CF500/600	1973- 2009 , 9999	60-64,66,71-72,78
883	Medium/Heavy – COE high entry	DCO, DCOT, UCO, VCOT, 405-series, COE Transtar, Unistar, Conco 707B, 9600	1961- 2009 , 9999	60-64,66,71-72,78
884	Medium/Heavy – Unknown engine location		1948- 2009 , 9999	60-64,66,71-72,78
890	Medium/Heavy – COE entry position unknown		1964- 2009 , 9999	60-64,66,71-72,78
898	Other (medium/heavy truck)	Fire truck - R140-R306, CO 8190	1955- 2009 , 9999	60-64,66,71-72,78
BUSES				
981	Bus**: Conventional (Engine out front)	R153-1853 Loadstar, 1603-1853	1953- 2009 , 9999	50-52,58-59
982	Bus: Front engine, Flat front	173FC, 183FC	1972- 2009 , 9999	50-52,58-59
983	Bus**: Rear engine, Flat front	183RE, 193RE-transit	1965- 2009 , 9999	50-52,58-59
988	Other (bus)		1953- 2009 , 9999	50-52,58-59

** Use code "981"(bus) if the frontal plane or the engine location is unknown.

MAKE: International Harvester/Navistar (Cont.) (84) (INTL) – (NAVI)

Model	Codes	Includes	Model Years	Body Types
MOTOR HOME				
850	Motor Home	Truck based	1965- 2009 , 9999	65,73
998	Other (vehicle)		1954- 2009 , 9999	91-93,97
999	Unknown (INTL. HARVESTER/ NAVISTAR)		1951- 2009 , 9999	79,99

MAKE: Kenworth (85) (KW)

Model	Codes	Includes	Model Years	Body Types
MEDIUM/HEAVY TRUCKS				
881	Medium/Heavy – CBE	520, 540, T400, T600,T800, C500-550, W900, T300	1947- 2009 , 9999	60-64,66, 71-72, 78
882	Medium/Heavy – COE low entry	L700	1972- 2009 , 9999	60-64,66, 71-72,78
883	Medium/Heavy – COE high entry	K100, K100E, K300	1965- 2009 , 9999	60-64,66, 71-72,78
884	Medium/Heavy – Unknown engine location		1954- 2009 , 9999	60-64,66, 71-72,78
890	Medium/Heavy – COE entry position unknown		1964- 2009 , 9999	60-64,66, 71-72,78
898	Other (medium/heavy truck)		1965- 2009 , 9999	60-64,66, 71-72,78
BUSES				
981	Bus**: Conventional (Engine out front)		1965-2004, 9999	50-52,58-59
982	Bus: Front engine, Flat front		1965-2004, 9999	50-52,58-59
983	Bus: Rear engine, Flat front		1965-2004, 9999	50-52,58-59
988	Other (bus)		1965-2004, 9999	50-52,58-59

**** Use code "981"(bus) if the frontal plane or the engine location is unknown.**

MOTOR HOME				
850	Motor Home	Truck based	1965- 2009 , 9999	65,73
998	Other (vehicle)		1965- 2009 , 9999	91-93,97
999	Unknown (KENWORTH)		1965- 2009 , 9999	99

MAKE:	Mack	(86)	(MACK)
--------------	-------------	-------------	---------------

Model	Codes	Includes	Model Years	Body Types
--------------	--------------	-----------------	--------------------	-------------------

MEDIUM/HEAVY TRUCKS

881	Medium/Heavy – CBE		1968- 2009 , 9999	60-64,66, 71-72,78
882	Medium/Heavy – COE low entry		1965- 2009 , 9999	60-64,66, 71-72,78
883	Medium/Heavy – COE high entry		1977- 2009 , 9999	60-64,66, 71-72,78
884	Medium/Heavy – Unknown engine location		1956- 2009 , 9999	60-64,66, 71-72,78
890	Medium/Heavy – COE entry position unknown		1972- 2009 , 9999	60-64,66, 71-72,78
898	Other (medium/heavy truck)		1971- 2009 , 9999	60-64,66, 71-72,78

BUSES

981	Bus**: Conventional (Engine out front)		1965-2004, 9999	50-52,58-59
982	Bus: Front engine, Flat front		1976-2004, 9999	50-52,58-59
983	Bus: Rear engine, Flat front		1965-2004, 9999	50-52,58-59
988	Other (bus)		1965-2004, 9999	50-52,58-59

**** Use code “981”(bus) if the frontal plane or the engine location is unknown.**

MOTOR HOME

850	Motor Home	Truck based	1965- 2009 , 9999	65,73
998	Other (vehicle)		1965- 2009 , 9999	91-93,97
999	Unknown (MACK)		1965- 2009 , 9999	99

MAKE: Iveco/Magirus* (88) (IVEC)

Model	Codes	Includes	Model Years	Body Types
MEDIUM/HEAVY TRUCKS				
881	Medium/Heavy – CBE	LCF	1980-91,9999	60-64,66, 71-72,78
882	Medium/Heavy – COE low entry	FL, FS	1980-91,9999	60-64,66, 71-72,78
883	Medium/Heavy – COE high entry		1980-91,9999	60-64,66, 71-72,78
884	Medium/Heavy – Unknown engine location		1980-91,9999	60-64,66, 71-72,78
890	Medium/Heavy – COE entry position unknown		1980-91,9999	60-64,66, 71-72,78
898	Other (medium/heavy truck)		1980-91,9999	60-64,66, 71-72,78
BUSES				
981	Bus**: Conventional (Engine out front)		1980-91,9999	50-52,58-59
982	Bus: Front engine, Flat front		1980-91,9999	50-52,58-59
983	Bus: Rear engine, Flat front		1980-91,9999	50-52,58-59
988	Other (bus)		1980-91,9999	50-52,58-59
** Use code “981”(bus) if the frontal plane or the engine location is unknown.				
MOTOR HOME				
850	Motor Home	Truck based	1980-91,9999	65,73
998	Other (vehicle)		1980-91,9999	91-93,97
999	Unknown (IVECO/MAGIRUS)		1980-91,9999	99

*** Magirus stopped production in 1985; Iveco stopped production in 1991.**

MAKE: Peterbilt (87) (PTRB)

Model	Codes	Includes	Model Years	Body Types
MEDIUM/HEAVY TRUCKS				
881	Medium/Heavy – CBE	357-379, 387, 385	1974- 2009 , 9999	60-64,66, 71-72,78
882	Medium/Heavy – COE low entry	270	1965- 2009 , 9999	60-64,66, 71-72,78
883	Medium/Heavy – COE high entry	362, 320	1965- 2009 , 9999	60-64,66, 71-72,78
884	Medium/Heavy – Unknown engine location		1961- 2009 , 9999	60-64,66, 71-72,78
890	Medium/Heavy – COE entry position unknown		1964- 2009 , 9999	60-64,66, 71-72,78
898	Other (medium/heavy truck)		1965- 2009 , 9999	60-64,66, 71-72,78
BUSES				
981	Bus**: Conventional (Engine out front)		1965-2004, 9999	50-52,58-59
982	Bus: Front engine, Flat front		1965-2004, 9999	50-52,58-59
983	Bus: Rear engine, Flat front		1965-2004, 9999	50-52,58-59
988	Other (bus)		1965-2004, 9999	50-52,58-59
** Use code “981”(bus) if the frontal plane or the engine location is unknown.				
MOTOR HOME				
850	Motor Home	Truck based	1965- 2009 , 9999	65,73
998	Other (vehicle)		1965- 2009 , 9999	91-93,97
999	Unknown (PETERBILT)		1965- 2009 , 9999	99

Model	Codes	Includes	Model Years	Body Types
MEDIUM/HEAVY TRUCKS				
881	Medium/Heavy – CBE		1965- 2009 , 9999	60-64,66, 71-72,78
882	Medium/Heavy – COE low entry		1968- 2009 , 9999	60-64,66, 71-72,78
883	Medium/Heavy – COE high entry		1965- 2009 , 9999	60-64,66, 71-72,78
884	Medium/Heavy – Unknown engine location		1963- 2009 , 9999	60-64,66, 71-72,78
890	Medium/Heavy – COE entry position unknown		1965- 2009 , 9999	60-64,66, 71-72,78
898	Other (medium/heavy truck)		1965- 2009 , 9999	60-64,66, 71-72,78
BUSES				
981	Bus**: Conventional (Engine out front)		1965- 2009 , 9999	50-52,58-59
982	Bus: Front engine, Flat front		1965- 2009 , 9999	50-52,58-59
983	Bus: Rear engine, Flat front		1965- 2009 , 9999	50-52,58-59
988	Other (bus)		1965- 2009 , 9999	50-52,58-59
** Use code "981"(bus) if the frontal plane or the engine location is unknown.				
MOTOR HOME				
850	Motor Home	Truck based	1965- 2009 , 9999	65,73
998	Other (vehicle)		1963- 2009 , 9999	91-93,97
999	Unknown (WHITE/AUTOCAR-WHITE/GMC)		1963- 2009 , 9999	99

BUSES

NOTE: Refer to the PASSENGER CAR section for buses manufactured by Chevy, Dodge, Ford, GMC, Grumman, Isuzu, Mercedes, Mitsubishi and Volvo. Refer to the TRUCK section for buses manufactured by Brockway, Diamond Reo, Freightliner, FWD, International Harvester, Kenworth, Mack, Peterbilt, and White/Autocar-White/GMC. Refer to the OTHER MAKE section for buses manufactured by Neoplan, Carpenter Industries, DINA, Mid Bus, Orion, and Van Hool. Hino and Scania buses are located under OTHER MAKE (Medium/Heavy Trucks) since those manufacturers also make trucks.

Bluebird		90	(BLUI)	
Model	Codes	Includes	Model Years	Body Types
LIGHT TRUCKS				
461	Van Based	van-based school bus, shuttle bus	1927- 2009 , 9999	21
BUSES				
981	Bus**: Conventional (Engine out front)		1927- 2009 , 9999	50-52,58-59
982	Bus: Front engine, Flat front		1927- 2009 , 9999	50-52,58-59
983	Bus: Rear engine, Flat front		1927- 2009 , 9999	50-52,58-59
988	Other (bus)		1927- 2009 , 9999	50-52,58-59
999	Unknown (BLUEBIRD)		1927- 2009 , 9999	99

**** Use code "981"(bus) if the frontal plane or the engine location is unknown.**

Eagle Coach		91		
Model	Codes	Includes	Model Years	Body Types
BUSES				
981	Bus**: Conventional (Engine out front)		1948-2001, 9999	50-52,58-59
982	Bus: Front engine, Flat front		1948-2001, 9999	50-52,58-59
983	Bus: Rear engine, Flat front		1948-2001, 9999	50-52,58-59
988	Other (bus)		1948-2001, 9999	50-52,58-59

**** Use code "981"(bus) if the frontal plane or the engine location is unknown.**

Gillig **92**

Model	Codes	Includes	Model Years	Body Types
BUSES				
981	Bus**: Conventional (Engine out front)		1932- 2009 , 9999	50-52,58-59
982	Bus: Front engine, Flat front		1932- 2009 , 9999	50-52,58-59
983	Bus: Rear engine, Flat front		1932- 2009 , 9999	50-52,58-59
988	Other (bus)		1932- 2009 , 9999	50-52,58-59

** Use code "981"(bus) if the frontal plane or the engine location is unknown.

MCI **93** **(MCIN)**

Model	Codes	Includes	Model Years	Body Types
BUSES				
981	Bus**: Conventional (Engine out front)		1963- 2009 , 9999	50-52,58-59
982	Bus: Front engine, Flat front		1963- 2009 , 9999	50-52,58-59
983	Bus: Rear engine, Flat front		1963- 2009 , 9999	50-52,58-59
988	Other (bus)		1963- 2009 , 9999	50-52,58-59

** Use code "981"(bus) if the frontal plane or the engine location is unknown.

Thomas Built **94** **(THMS)**

Model	Codes	Includes	Model Years	Body Types
LIGHT TRUCKS				
461	Van Based	van-based school bus, shuttle bus	1936- 2009 , 9999	21
BUSES				
981	Bus**: Conventional (Engine out front)		1936- 2009 , 9999	50-52,58-59
982	Bus: Front engine, Flat front		1936- 2009 , 9999	50-52,58-59
983	Bus: Rear engine, Flat front		1936- 2009 , 9999	50-52,58-59
988	Other (bus)		1936- 2009 , 9999	50-52,58-59
999	Unknown (THOMAS BUILT)		1936- 2009 , 9999	99

** Use code "981"(bus) if the frontal plane or the engine location is unknown.

OTHER MAKE

MAKE: Other Make * (98)				
Model	Codes	Includes	Model Years	Body Types
AUTOMOBILES (Unknown if DOMESTIC or FOREIGN)**				
398	Other (automobile)	Solectra (electric: Force)	1945- 2009 , 9999	01-13
** Do not use Other Make (98) if Other Domestic (29) or Other Import (69) is applicable.				
LIGHT TRUCKS				
498	Other (light truck)	Solectra (electric: Citivan Flash)	1960- 2009 , 9999	14-16,19-22, 28-33,39-42, 45, 48
MOTORCYCLES				
701	0-50cc	(Includes: ATK, Beta, Buell, Ducati, Cagiva, Cobra Trike, Husqvarna, Jawa, KTM, Maely, Riva, Strociek,	1965- 2009 , 9999	80-81,88-89
702	51-124cc	Aprilia, MV Agusta, Bimota, Husaberg, Indian Scout, Indian, Laverda, BMC , Big Dog, Titan, Twin Eagle, Viza Viper)	1965- 2009 , 9999	80-83,88-89
703	125-349cc		1965- 2009 , 9999	80-83,88-89
704	350-449cc		1965- 2009 , 9999	80-83,88-89
705	450-749cc		1965- 2009 , 9999	80-83,88-89
706	750cc or greater		1965- 2009 , 9999	80-83,88-89
709	Unknown cc		1945- 2009 , 9999	80-83,88-89
ALL TERRAIN VEHICLES				
731	0-50cc	includes all ATVs designed solely for off-road use and have 3 or 4 wheels. Includes: Polaris	1965- 2009 , 9999	90
732	51-124cc		1965- 2009 , 9999	90
733	125-349cc		1965- 2009 , 9999	90
734	350cc or greater		1965- 2009 , 9999	90
739	Unknown cc		1965- 2009 , 9999	90
MEDIUM/HEAVY TRUCKS				
802	Auto-Union-DKW		1965-88 9999	60-64,66, 71-72,78
803	Divco		1963-88,9999	60-64,66, 71-72,78
804	Western Star		1965- 2009 , 9999	60-64,66, 71-72,78
805	Oshkosh	(includes trucks & buses)	1965- 2009 , 9999	50,52-59,60-64, 66,71-72,78

MAKE: Other Make * (Cont.) (98)

Model	Codes	Includes	Model Years	Body Types
MEDIUM/HEAVY TRUCKS (Cont.)				
806	Hino	(includes trucks & buses)	1985- 2009 , 9999	50-52,58,59,60- 64, 66,71-72,78
807	Scania	(includes trucks & buses)	1986-2004, 9999	50-52,58,59,60- 64, 66,71-72,78
808	UD		1986- 2009 , 9999	60-64,66, 71-72,78
809	Sterling		1998- 2009 , 9999	60-64,66, 71-72,78
881	Medium/Heavy – CBE	DINA	1965- 2009 , 9999	60-64,66, 71-72,78
882	Medium/Heavy – COE low entry	DINA	1965- 2009 , 9999	60-64,66, 71-72,78
883	Medium/Heavy – COE high entry		1965- 2009 , 9999	60-64,66, 71-72,78
884	Medium/Heavy – Unknown engine location		1965- 2009 , 9999	60-64,66, 71-72,78
890	Medium/Heavy – COE entry position unknown		1965- 2009 , 9999	60-64,66, 71-72,78
898	Other (medium/heavy truck)**	e.g., Marmon, Ward LaFrance	1945- 2009 , 9999	60-64,66, 71-72,78
BUSES				
902	Neoplan		1950- 2009 , 9999	50-52,58-59
903	Carpenter		1923-2000, 9999	21,50-52,58-59
904	Collins Bus		1967- 2009 , 9999	21
905	DINA		1989-2004, 9999	50-52,58-59
906	Mid Bus		1963- 2009 , 9999	21
907	Orion		1978- 2009 , 9999	50-52,58-59
908	Van Hool		1947- 2009 , 9999	50-52,58-59
981	Bus***: Conventional (Engine out front)		1965- 2009 , 9999	50-52,58-59
982	Bus: Front engine, Flat front		1976- 2009 , 9999	50-52,58-59
983	Bus: Rear engine, Flat front		1965- 2009 , 9999	50-52,58-59

MAKE: Other Make * (Cont.) (98)

Model	Codes	Includes	Model Years	Body Types
BUS (Cont.)				
988	Other (bus)	**** (see following page)	1945- 2009 , 9999	50-52,58-59
MOTOR HOME				
850	Motor Home	Truck-based	1965- 2009 , 9999	65,73
998	Other (vehicle)	(e.g., farm vehicle, snowmobile, go-cart, golf carts)	1940- 2009 , 9999	91-93,97
999	Unknown (OTHER MAKE)		1940- 2009 , 9999	49,79,99

* Occurs when make is not explicitly listed here.

** Do not use Other Make (98) if Other Domestic (29) or Other Import (69) is applicable.

*** Use code "981" (bus) if the frontal plane or the engine location is unknown.

**** Prior to 1999, MCI buses were coded Other Make/Other Bus. Starting in 1999, MCI has its own Make Code 93.

UNKNOWN MAKE

MAKE:		Unknown Make	(99)	
Model	Codes	Includes	Model Years	Body Types
AUTOMOBILES				
	399	Unknown (automobile)	1945- 2009 , 9999	01-13
LIGHT TRUCKS				
	499	Unknown (light truck)	1945- 2009 , 9999	14-16,19-22, 28-33,35,39-42, 45, 48
MOTORCYCLES				
	701	0-50cc	1965- 2009 , 9999	80-83,88-89
	702	51-124cc	1965- 2009 , 9999	80-83,88-89
	703	125-349cc	1965- 2009 , 9999	80-83,88-89
	704	350-449cc	1965- 09 ,9999	80-83,88-89
	705	450-749cc	1965- 2009 , 9999	80-83,88-89
	706	750cc or greater	1965- 2009 , 9999	80-83,88-89
	709	Unknown cc	1945- 2009 , 9999	80-83,88-89
ALL TERRAIN VEHICLES				
	731	0-50cc	1965- 2009 , 9999	90
	732	51-124cc	1965- 2009 , 9999	90
	733	125-349cc	1965- 2009 , 9999	90
	734	350cc or greater	1965- 2009 , 9999	90
	739	Unknown cc	1965- 2009 , 9999	90
MEDIUM/HEAVY TRUCKS				
	881	Medium/Heavy – CBE	1965- 2009 , 9999	60-64,66, 71-72,78
	882	Medium/Heavy – COE low entry	1965- 2009 , 9999	60-64,66, 71-72,78
	883	Medium/Heavy – COE high entry	1965- 2009 , 9999	60-64,66, 71-72,78
	884	Medium/Heavy – Unknown engine location	1965- 2009 , 9999	60-64,66, 71-72,78
	890	Medium/Heavy – COE entry position unknown	1965- 2009 , 9999	60-64,66, 71-72,78
	898	Other (medium/heavy truck)	1965- 2009 , 9999	60-64,66, 71-72,78

MAKE: Unknown Make (Cont.) (99)

Model	Codes	Includes	Model Years	Body Types
BUSES				
981	Bus**: Conventional (Engine out front)		1965- 2009 , 9999	50-52,58-59
982	Bus: Front engine. Flat front		1976- 2009 , 9999	50-52,58-59
983	Bus: Rear engine, Flat front		1965- 09 ,9999	50-52,58-59
988	Other (bus)		1945- 2009 , 9999	50-52,58-59
989	Unknown (bus)		1945- 2009 , 9999	50-52,58-59

**** Use code "981"(bus) if the frontal plane or the engine location is unknown.**

MOTOR HOME

850	Motor Home	Truck based	1965- 2009 , 9999	65,73
998	Other (vehicle)	(e.g., farm vehicle, snowmobile, go-cart)	1943- 2009 , 9999	91-93,97
999	Unknown (as to automobile, motored cycle, light truck or truck)		1945- 2009 , 9999	49,79,99

BODY TYPE

Format: 2 numeric

Element Values:

Blanks

01-16, 19-22, 28-33, 39-42, 45, 48-52, 58-67, 71-73, 78-83, 88-93, 97, 99

Automobiles

- 01 Convertible (excludes sun-roof, t-bar)
- 02 2-door sedan, hardtop, coupe
- 03 3-door/2-door hatchback
- 04 4-door sedan, hardtop
- 05 5-door/4-door hatchback
- 06 Station wagon (excluding van and truck based)
- 07 Hatchback, number of doors unknown
- 08 Sedan/Hardtop, number of doors unknown
- 09 Other or Unknown automobile type

Automobile Derivatives

- 10 Auto-based pickup (includes El Camino, Caballero, Ranchero, Chevrolet – SSR; **Pontiac - G8-ST**; Subaru – Brat, Baha; Volkswagen – Rabbit Pickup)
- 11 Auto-based panel (cargo station wagon, auto-based ambulance or hearse)
- 12 Large limousine – more than four side doors or stretch chassis
- 13 Three-wheel automobile or automobile derivative

Utility Vehicles

- 14 Compact Utility (ANSI D16.1 Utility Vehicle Categories “Small” and “Midsize”):
 - Small: Chevy-Tracker; GMC- Jimmy; Isuzu – Trooper II; Oldsmobile Bravada (1991-94); Suzuki – Samurai, Sidekick.

- 14
- Midsize: Acura – SLX, RDX; Audi – Q5, Q7; BMW – X3, X5; Buick – Rendezvous; Rainier; Cadillac – BRX; Chevrolet – S10-Blazer/TrailBlazer, Tracker (1999 on), TrailBlazer (2003 on), Equinox; Diahatsu–Rocky; Dodge – Durango, Nitro, Raider; Ford – Bronco II (1984 on), Escape, Explorer, Explorer Sport; GMC – Jimmy (1995 on), Envoy, **Terrain**; Honda – CRV, Passport, Element; Hummer – H3; Hyundai – Santa Fe, Tuscon, Veracruz; Infiniti – QX4; Isuzu – Amigo, Axiom, Rodeo, Rodeo Sport, Vehicross, Trooper, Hombre; Jeep–Cherokee (1984 on), Commander, Grand Cherokee, Liberty, Patriot, Wagoneer, Wrangler; Lincoln – Aviator; Kia – Sportage, Sorrento; Land Rover – Defender, Discovery, Freelander; Lexus – RX300, RX330, GX470; **Mahinda – Scorpio**; Mazda – Navajo, Tribute; Mercedes – M, ML, G500, **GLK**; Mercury – Mariner, Mountaineer; Mitsubishi – Montero, Montero Sport, Endeavor; Nissan – Pathfinder, Xterra; Oldsmobile – Bravada (1996 on); Pontiac – Aztek, Torrent; Saab – 9-7x; Saturn – Vue; Subaru – B9 Tribeca, Forester; Suzuki – Vitara, Vitara V6, Grand Vitara, X90, XL7; Toyota – 4-Runner, FJ Cruiser, Highlander, RAV4; Volkswagen – Tiguan; Volvo – XC90.
- 15 Large utility (ANSI D16.1 Utility Vehicle Categories and “Full Size” and “Large”)
- Full Size: Acura – MDX; Cadillac– Escalade; Chevrolet Full-size Blazer, Tahoe; Chrysler – Aspen; Ford – Full-size Bronco (78 and after), Excursion, Expedition; Honda – Pilot; Hyundai – Vera Cruz; GMC – Jimmy (1991 on), Yukon (Denali/XL); Infiniti – QX56; Isuzu – Ascender; Jeep – Cherokee (83 and before); Kia – Mesa; Land Rover – LR2, LR3, Range Rover; Mercedes Benz – GL450; Nissan – Armada; Porsche – Cayenne;; Lexus – LX450/470; Lincoln – Navigator; Toyota – Land Cruiser, Sequoia; Volkswagen – Touareg.
 - Large: Avanti-Studebaker XUV; AMC-Hummer (H1, H2)
- 16 Utility station wagon (includes suburban limousines, Cadillac – Escalade ESV; Chevrolet – Suburban (Yukon XL (2000 on), Travellall, Jeep – Grand Wagoneer)
- 19 Utility, Unknown Body Type

Van-Based Light Trucks (GVWR < = 10,000 lbs.)

- 20 Minivan (Buick-Terraza; Chevrolet-Astro, Lumina, Uplander, Venture; Chrysler-Town and Country, Voyager; Dodge-Caravan, Grand Caravan; Ford-Aerostar, Windstar, Freestar, **Transit Connect**, GMC-Safari, Savana; Honda-Odyssey; Hyundai-Entourage; Isuzu-Oasis; Kia-Sedona; Mazda-MPV; Mercury-Monterey, Villager; Mistubishi-Minivan; Nissan-Altra EV, Axxess, Quest, Van; Oldsmobile-Silhouette; Plymouth-Voyager, Grand Voyager, Vista; Pontiac-Transport, Montana; Saturn-Relay; Toyota-Previa, Sienna; Volkswagon-Camper, Eurovan, **Routan**, Vanagon.

- 21 Large Van-Includes van-based buses (B150-B350, Sportsman, Royal Maxiwagon, Ram, Tradesman, Voyager [83 and before], E150-E450, Econoline, Clubwagon, Chateau, G10-G30, Chevy Van, Beauville, Sport Van, G15-G35, Rally Van, Vandura, Freightliner-Sprinter/Advantage, Mercedes Benz-Sprinter, Dodge-Sprinter)
- 22 Step-van or walk-in van
- 28 Other van type (Hi-Cube Van, Kary)
- 29 Unknown van type

Light Conventional Truck (Pickup-style cab, GVWR < = 10,000 lbs.)

- 30 Compact pickup (GVWR < 4,500 lbs.) (Chevrolet – Colorado, Courier, S-10, T-10, LUV; Dodge - D50, Colt P/U, Ram 50, Dakota; Plymouth – Arrow Pickup [foreign]; Ford – Courier, Ranger, Explorer Sport Trac; GMC – Canyon, Dakota, S-15, T-15, Sonoma, Honda – Ridgeline; Isuzu – Hombre, i-280, i-350; Mazda – Pickup, B-Series; Mitsubishi – Pickup; Nissan/Datsun – Pickup, Frontier; Toyota – Pickup, Tacoma)
- 31 Standard pickup (GVWR 4,500 to 10,000 lbs.) (AM General – Hummer Pickup; Avanti – Studebaker XUT; Cadillac – Escalade EXT; Chevrolet – Avalanche, Silverado, C-K 1500, C-K 2500, C-K 3500, S/T, Sierra, R100-R500; Dodge – Ram Pick up, Dakota, D100-D350, W100-W350, Ford – F100-F350; GMC - C10-C35, K10-K35, R10-R35, V10-V35; Jeep – Pickup, Comanche; Lincoln – Blackwood , Mark LT; Mitsubishi – Raider; Nissan – Titan; **Suzuki – Equator**; Toyota – Tundra, T-100.)
- 32 Pickup with slide-in camper
- 33 Convertible pickup
- 39 Unknown (pickup style) light conventional truck type

Other Light Conventional Trucks (GVWR < = 10,000 lbs.)

- 40 Cab chassis based (includes light stake, light dump, light tow, rescue vehicles)
- 41 Truck based panel
- 45 Other light conventional truck type (includes stretched suburban limousine)
- 48 Unknown light truck type (not a pickup)
- 49 Unknown light vehicle type (automobile, utility vehicle, van, or light truck)

Buses (excludes van-based)

- 50 School Bus
- 51 Cross Country/Intercity Bus (i.e., Greyhound)
- 52 Transit Bus (City Bus)
- 58 Other Bus Type
- 59 Unknown Bus Type

Heavy/Medium Vehicles (GVWR > 10,000 lbs.)

- 60 Step van
- 61 Single-unit straight truck (10,000 lbs. < GVWR < or = 19,500 lbs.)
- 62 Single-unit straight truck (19,500 lbs. < GVWR < or = 26,000 lbs.)
- 63 Single-unit straight truck (GVWR > 26,000 lbs.)
- 64 Single-unit straight truck (GVWR unknown)
- 66 Truck-tractor (Cab only, or with any number of trailing units; any weight)
- 67 Medium/heavy Pickup (Ford Super Duty 450/550)
- 71 Unknown if single-unit or combination unit Medium Truck (10,000 lbs. < GVWR < 26,000 lbs.)
- 72 Unknown if single-unit or combination unit Heavy Truck (GVWR > 26,000 lbs.)
- 78 Unknown medium/heavy truck type
- 79 Unknown truck type (light/medium/heavy)

Motor Homes – (Do NOT code commercial vehicle elements for motor homes, unless hazardous cargo is present)

- 42 Light truck (van-based or pickup-based) motor home
- 65 Medium/heavy truck based motor home
- 73 Camper or motor home, unknown truck type

Motorcycles, Mopeds, All-Terrain Vehicles; All-Terrain Cycles

- 80 Motorcycle
- 81 Moped (motorized bicycle)
- 82 Three-wheel Motorcycle or Moped – not All-Terrain Vehicle
- 83 Off-road Motorcycle (2-wheel)
- 88 Other motored cycle type (mini-bikes, motor scooters, pocket motorcycles “pocket bikes”)
- 89 Unknown motored cycle type
- 90 ATV (All-Terrain Vehicle; includes 3 or 4 wheels)

Other Vehicles

- 91 Snowmobile
- 92 Farm equipment other than trucks
- 93 Construction equipment other than trucks (includes graders)
- 97 Other vehicle type (includes go-cart, fork-lift, city street sweeper, dune/swamp buggy, golf cart)
- 99 Unknown body type

Remarks:

Other or Unknown automobile type is used when specific styles are not known (convertible, hatchback, station wagon, coupe); however, the **Police Accident Report (PAR)** in combination with the registration data may give sufficient data to use Codes "02" and "04."

Example #1: You know that it is a 2-door and you know it is NOT a convertible, (and your choices are Codes "01," "02" and "09") then you use Code "02."

Example #2: You know that it is a 4-door and the PAR eliminates the possibility of a hatchback or station wagon, then use Code "04."

SEE REMARKS UNDER VEHICLE IDENTIFICATION NUMBER – **V12**

VEHICLE MODEL YEAR

Format: 4 numeric

Element Values:

Blanks
Code Actual Model Year
9999 Unknown

Remarks:

Code all four digits of the model year for which the vehicle was manufactured.

A vehicle manufactured as a 1985 model is to be coded as "1985."

SEE REMARKS UNDER VEHICLE IDENTIFICATION NUMBER – V12

VEHICLE IDENTIFICATION NUMBER

Format: 17 alphanumeric

Element Values:



Blanks

000000000000000000 – **No VIN Required**

Any Alphanumeric Characters – Actual VIN number

999999999999999999 – Unknown

Remarks:



Vehicles manufactured after September 1980 conform to Federal Motor Vehicle Safety Standard 115. This standard requires that each VIN have 17 characters, not contain the letter “I”, “O” or “Q” and pass a mathematical test (check digit). Vehicles older than 1980 may have VINs that are shorter.

Code the complete VIN. **The** VIN is always left-justified.

If the VIN is less than 17-characters long (pre-1981 VIN), leave the remaining characters blank. Do not zero-fill.

Enter Unknown when the entire VIN is unknown or missing.

Trailer VINs are not coded. If the VIN for the power unit is not available, code Unknown.

Enter all zero’s or No VIN Required if the vehicle is not required to have a VIN as per FMVSS 115 or the vehicle does not require registration (farm tractors, go-carts, etc.).

NOTE: For any multi-stage manufactured vehicle (e.g., school bus, motor home, limousine, tow truck, etc), enter the VIN for the vehicle’s power unit/chassis. Do not code the secondary manufacturer’s serial number which is not considered a VIN under FMVSS 115.

If the vehicle is manufactured by the Ford Motor Company and the VIN begins or ends with a script “f”, the script “f” is not entered.

Proceed to the next character, as in the example below.

VIN: f3U62S100932f
ENTER: 3U62S100932

In addition, if any hyphens or periods are contained in the string of alphanumeric characters, ignore them as in the example below.

VIN: SM-E.3076421
ENTER: SME3076421

FARS SPECIAL INSTRUCTIONS:

If the state will not allow transmittal of a complete standard VIN, code the right-most four characters as numeric zeroes. **The vehicle registration file must be used to verify the VIN.**

GES SPECIAL INSTRUCTIONS:

For vehicles that require a VIN, enter Unknown if the PAR does not provide the VIN.

Leave "Blank" any column which does not have a VIN character. If part of the VIN is missing or not decipherable, leave the column any such character would ordinarily occupy "Blank." In the special case where the first 11 columns of the VIN are blank, but part or all of columns 12 through 17 contain information, code Unknown instead of the partial information contained in the columns 12 through 17 of the VIN.

If the information from PC VINA or VINASSIST and the PAR are inconsistent, use the following guidelines.

Make and model on the PAR takes precedence over the make and model indicated by the VIN.

Model year - Use model year as indicated by VIN if the VIN Make and Model matches the make and model shown on the PAR.

Body type - Use body type indicated by the VIN if the VIN Make and Model matches the make and model shown on the PAR.

If the information about make and model on the PAR is inconsistent, model takes precedence over the make.

Remarks (V8 through V12):



VEHICLE MAKE, VEHICLE MODEL, VEHICLE BODY TYPE, MODEL YEAR as shown on **crash** reports must be verified with registration data. In the case of inconsistencies, registration data takes precedence over **crash** report data. Note that vehicle information should be gathered only from state records. Do not use any other sources to determine any of these elements, that is; you should not use sources such as the NATB Passenger Vehicle Identification Manual.

VEHICLE MAKE codes are organized into general groups. These groups are:

01-28	Domestic Passenger Car
29	Other Domestic Passenger Car
30-64	Import Passenger Car
69	Other Import Passenger Car
70-76	Motored Cycle/Moped
80-89	Truck/Bus
90-94	Bus
98	Other Make (where MAKE "29" or "69" are not applicable)
99	Unknown Make

VEHICLE MODEL refers to the series of vehicles for a make, e.g., Pintos, Galaxies, Mustangs are Models of Ford. It does not refer to the various styles within a model unless they are listed in the codes for VEHICLE MODEL.

The MODEL codes are organized into general groups. These groups are:

001-399	Passenger Car (automobile)
400-499	Light Trucks (including truck based utility vehicles, light duty pickup trucks, standard pickup trucks, vans, mini vans, van-based station wagons, van-based buses, van derivatives, and truck-based station wagons).
700-739	Motored Cycles (including motorcycles, mini-bikes, motor scooters, dirt bikes, and mopeds).
850	Motor Home (truck based)
880-897	Trucks (including all trucks over 10,000 lbs. GVWR except those pick-up type trucks mentioned under BODY TYPE code "30-31" (Pickup)).
898	Other, Unknown, truck over 10,000 lbs. GVWR.
980-996	All buses except those that are van-based.
988	Other bus over 10,000 lbs. GVWR.
998	Other Vehicle
999	Unknown Vehicle

Note that for both MAKE and MODEL the use of the terms “other” and “unknown” have very specific meanings. “Other” refers to a MAKE or MODEL that is known but is not explicitly listed. “Unknown” refers to the situation where no specific named MAKE or MODEL is known. Selection of the proper “other” or “unknown” code can only be made with consideration of the vehicle BODY TYPE in accordance with the following table (Table A) of applicable BODY TYPE for given combinations of “other” and/or “unknown” MAKE and MODEL.

4WD, FWD, or Four-Wheel Drive does not automatically imply on/off road vehicle (Utility Vehicles), body types “14” and “15.”

Reconstructed/Altered Vehicles: In cases where someone builds a “home made” vehicle from drastically mixed parts, there may be no clear MAKE or MODEL. In addition, the state may issue an Identification Number in place of the Standard VIN. In such cases, code the VIN as all “0’s”; code MAKE, MODEL, and MODEL YEAR as “9’s.” Code BODY TYPE as appropriate. Be sure to use RELATED FACTORS-VEHICLE LEVEL code **Reconstructed/Altered Vehicle**.




In reconstructed/altered vehicles where the modifications are less drastic and you can determine the MAKE, MODEL and VIN, code these elements appropriately and be sure to use Related Factors-Vehicle Level code **Reconstructed/Altered Vehicle**.

Consistency Checks:



	IF	THEN
(1C0P) 1.	The vehicle MODEL YEAR must NOT be greater than CRASH YEAR plus ONE.	
(1D0P) 2.	SPECIAL USE equals 1,	BODY TYPE must equal 02-09, 12, 14-21, 28-29, 99.
(1Q0F) 3.	PERSON TYPE equals 01, and BODY TYPE equals 80-83, 88-89,	SEATING POSITION must not equal 00, 12-55, 99.
(1R0P) 4.	SEATING POSITION equals 51, and BODY TYPE equals 50-52, 58-59,	INJURY SEVERITY must not equal 0, 9.
(1Z0P) 5.	SEQUENCE OF EVENTS equals 01,	ROLLOVER and LOCATION OF ROLLOVER must not equal 0 for this vehicle, unless BODY TYPE equals 80-83, 88-89, or blank for this vehicle.



	IF	THEN
	(2D0P) 6. SPECIAL USE equals 2,	BODY TYPE must equal 16, 19-21, 28-29, 45, 48, 51-52, 58-59 or blanks.
	(2Q0F) 7. PERSON TYPE equals 02-03, 09, and BODY TYPE equals 01-02, 04, 08, 10, 31-33, 39-41, 45, 48-49, 90-91,	SEATING POSITION must not equal 00, 31-50.
	(2R0P) 8. PROTECTION SYSTEM USE equals 01-04, 06, 10-14,	BODY TYPE must not equal 80-83, 88-89, 91.
	(2U0P) 9. BODY TYPE equals 80-83, 88-91,	AIR BAG DEPLOYED should equal 00 .
	(3A0P) 10. SPECIAL USE equals 7,	BODY TYPE must equal 60-64 , 66-67, 71-72, 78-79, 99.
	(3Q0F) 11. PERSON TYPE equals 02-03, 09, and BODY TYPE equals 01-16, 19-20, 22, 28-33, 39, 41-42, 50-52, 58-59, 65, 80-83, 88-92, 97,	SEATING POSITION must not equal 00, 50.
	(4A0P) 12. BODY TYPE equals 80-83, 88-89,	SPECIAL USE must not equal 1-3, 6-7.
	(4D0P) 13. SPECIAL USE equals 3,	BODY TYPE must equal 21 , 28-29, 50-52, 58-59.
	(4N4P) 14. MOTOR CARRIER IDENTIFICATION NUMBER does not equal 00-000000000,	BODY TYPE must equal 21, 28, 31, 40, 45, 48-52, 58-64, 66-67, 71-72, 78, 92-93, 99, or HM2 must equal 2.
	(4N5P) 15. BODY TYPE does not equal 21, 28, 31, 40, 45, 48-52, 58-64, 66-67, 71-72, 78, 92-93, or HM2 does not equal 2,	MOTOR CARRIER IDENTIFICATION NUMBER must equal 00-000000000, 99-999999999.







	IF	THEN
(4Q0F) 16.	PERSON TYPE equals 02-03, 09, and BODY TYPE equals 80-83, 88-89,	SEATING POSITION must not equal 00, 12, 14-19 , 22-50.
(4Q1F) 17.	PERSON TYPE equals 02-03, and BODY TYPE equals 21,	SEATING POSITION must not equal 00, 50, 52.
(4S0P) 18.	BODY TYPE equals 80-83, 88-89,	EJECTION must equal 8.



(4S1P) 19.	BODY TYPE equals 80-83, 88, 89 and HM1 does not equal 1,	COMPLIANCE WITH LICENSE ENDORSEMENTS must equal 0.
-------------------	---	---



(5A0P) 20.	UNIT TYPE equals 1, and BODY TYPE equals 80-83, 88-89,	ROLLOVER and LOCATION OF ROLLOVER must equal 0.
(5B0P) 21.	JACKKNIFE equals 0, and BODY TYPE equals 66,	VEHICLE TRAILING must not equal 1-4.
(5D0P) 22.	SPECIAL USE equals 4,	BODY TYPE must equal 01-12, 15-16, 19-22, 28-33, 39-41, 45, 48-50, 58-59, 60-64, 66-67, 71-72, 78-79, 90, 99.
(5Q0F) 23.	PERSON TYPE equals 02-03, and BODY TYPE equals 50-52, 58-59,	SEATING POSITION must not equal 00-50, 52-54, 99.
(5S0P) 24.	BODY TYPE equals 80-83, 88-89,	EXTRICATION must equal 0.
(6A1P) 25.	UNDERRIDE/OVERRIDE equals 1-8,	BODY TYPE must not equal 80-83, 88-91, and VEHICLE ROLE must equal 1, 3.
(6D0P) 26.	SPECIAL USE equals 5,	BODY TYPE must equal 01-12, 14-16, 19-22, 28-33, 39-41, 45, 48-49, 58-64, 66-67, 71-72, 78-82, 88-91, 97, 99.

	IF	THEN
	(6Q0F) 27. PERSON TYPE equals 02-03, 09, and BODY TYPE equals 60-67, 71-72, 78-79,	SEATING POSITION must not equal 00, 31-49.
	(7D0P) 28. SPECIAL USE equals 6,	BODY TYPE must equal 11, 14-16, 19, 21-22, 28-29, 40-41, 45, 48-49, 61-62 , 64, 79, 97, 99.
	(7Q0F) 29. PERSON TYPE equals 09, and BODY TYPE equals 50-52, 58-59,	SEATING POSITION must not equal 00, 12-50, 52-54.
	(8D0P) 30. SPECIAL USE equals 8,	BODY TYPE must equal 60-64, 66-67, 71-72, 78-79, 99.
	(8P0P) 31. PERSON TYPE equals 01, and AGE is less than 008 ,	BODY TYPE must not equal 01-12, 14-16, 19-22, 28-33, 39-42, 45, 48-52, 58-67, 71-72, 78-83, 89, 92-93.
	(8P1P) 32. PERSON TYPE equals 01, and AGE is less than 008 ,	BODY TYPE should equal 88, 91.
	(900P) 33. BODY TYPE does not equal 91, and VEHICLE MODEL YEAR is a valid year and is greater than or equal to 1980, and VEHICLE MODEL YEAR equals _____,	the 10 th digit of the valid VEHICLE IDENTIFICATION NUMBER (VIN) should equal _____ (contact Headquarters for VIN assistance).
	(930P) 34. BODY TYPE is inconsistent with VIN.	
	(970P) 35. MODEL YEAR is known and is greater than 1990; and BODY TYPE is 02-09, and SEATING POSITION is 21, 23, 31, 33,	PROTECTION SYSTEM USE must equal 00, 01-04, 08, 10-14, 99.

	IF	THEN
(980P) 36.	MODEL YEAR is known and is greater than 1992; and BODY TYPE equals 01-16, 19-22, 28-33, 39-42, 45, 48-49, and SEATING POSITION equals 21, 23, 31, 33, 41, 43,	PROTECTION SYSTEM USE must equal 00, 01-04, 08, 10-14, 99.
(AE1P) 37.	VEHICLE CONFIGURATION equals 05-08,	BODY TYPE must equal 66.
(AF2P) 38.	VEHICLE CONFIGURATION equals 20-21,	BODY TYPE must equal 20-21, 50-52, 58-59.
(AH0P) 39.	VEHICLE CONFIGURATION does not equal 00, 99,	BODY TYPE should equal 15-16, 21, 28, 31, 40-41, 45, 48-52, 58-64, 66-67, 71-72, 78, 92-93, or HM2 must equal 2.
(AH1P) 40.	BUS USE equals 8,	BODY TYPE must equal 50-59.
(AL0P) 41.	CARGO BODY TYPE equal 22 ,	BODY TYPE should equal 21, 50-52, 58-59.
(AM0P) 42.	CARGO BODY TYPE does not equal 00, 99,	BODY TYPE should equal 15-16, 21, 28, 31, 40-41, 45, 48-52, 58-64, 66-67, 71-72, 78, 92-93, or HM2 must equal 2.
(BE0P) 43.	BODY TYPE equals 80-83, 88-89,	EJECTION PATH must equal 0.
(D270) 44.	BODY TYPE equals 50-52, 63, 66, 72, or HM1 equals 2,	COMMERCIAL MOTOR VEHICLE LICENSE STATUS should not equal 0.
(D440) 45.	COMMERCIAL MOTOR VEHICLE LICENSE STATUS equals 0,	BODY TYPE should not equal 50-52, 63, 66, 72, and HM2 should not equal 2.
(D560) 46.	VIOLATIONS CHARGED equals 66,	BODY TYPE should equal 80-83, 88-89.





	IF	THEN
(P130)	47. BODY TYPE equals 60-67, 71-72, 78-79, and PERSON TYPE equals 01, 03, and INJURY SEVERITY equals 4,	FATAL INJURY AT WORK should equal 1.
(P180)	48. PERSON TYPE equals 01, and AGE is less than 009 ,	BODY TYPE should not equal 90.
(V010)	49. MODEL YEAR should not be less than 1940.	
(V020)	50. VEHICLE TRAILING equals 1,	BODY TYPE should not equal 50-52, 80-83, 88-91.
(V030)	51. either RELATED FACTORS-VEHICLE LEVEL equals 12, 15, 17, 19,	BODY TYPE should not equal 80-83, 88-89.
(V031)	52. RELATED FACTORS-VEHICLE LEVEL equals 39,	BODY TYPE should not equal 01, 12-13, 32-33, 42, 50-52, 58-59, 65, 73, 80-83, 88-92.
(V032)	53. RELATED FACTORS-VEHICLE LEVEL equals 40,	BODY TYPE should not equal 01, 12-13, 32-33, 42, 50-52, 58-59, 60-67, 71-73, 78, 80-83, 88-93.
(V040)	54. either RELATED FACTORS- VEHICLE LEVEL equals 15, 17, 19,	BODY TYPE should not equal 91.
(V050)	55. PERSON TYPE equals 01-03, 09, and PROTECTION SYSTEM USE equals 05, 15,	BODY TYPE should equal 80-83 88-91.
(V051)	56. BUS USE equals 1-3,	BODY TYPE should equal 20-21, 29, 50-59.
(V052)	57. BUS USE equals 4,	BODY TYPE should equal 29, 51-52, 58-59.
(V053)	58. BUS USE equals 5,	BODY TYPE should equal 20-21, 29, 50-59.

IF

THEN

(V054) 59. BUS USE equals 6-7,

BODY TYPE should equal 20-21, 29, 51-59.

(V055) 60. BUS USE equals 0,

BODY TYPE should not equal 50-59, and SPECIAL USE should not equal 2-3.

(V170-V260 & 4FIP-4F0P)

61. NUMBER OF OCCUPANTS is **01-96**, BODY TYPE equals __, VEHICLE TRAILING equals 0, and NUMBER OF OCCUPANTS is greater than __,

a consistency check (__) will be given.



BODY TYPE

01-05, 07-09, 14, 15, 19, 97
06, 11, 16
12
80-83, 88-89
42, 73
60-65, 71-72, 79
66
91
90
99

Q

8 (V170)
12 (V180)
15 (V190)
2 (V200)
12 (V210)
12 (V220)
5 (V230)
2 (V240)
8 (V250)
5 (V260)

P

20 (4F1P)
22 (4F2P)
25 (4F3P)
5 (4F4P)
30 (4F5P)
55 (4F6P)
50 (4F7P)
10 (4F8P)
20 (4F9P)
10 (4F0P)

(V270) 62. Possible error in VIN character types or number of characters.

(V280) 63. Possible error in VIN check digit.

(V300) 64. Possible error in VIN Production Number.

(V320) 65. BODY TYPE equals 50-52, 58-66, 71-79, **and SEATING POSITION does not equal 11,**

AIR BAG **DEPLOYED** should equal **00**.



IF

THEN

(V330) 66. SCHOOL BUS RELATED equals 1,

BODY TYPE of at least one of the involved vehicles should equal 50 (School Bus) or SPECIAL USE for at least one involved vehicle should equal 2 – Vehicle Used as School Bus, and BUS USE for at least one vehicle should equal 1-3.

(V340-V430) (4C1P-4C0P)

67. NUMBER OF OCCUPANTS is **01-96**, BODY TYPE equals __, VEHICLE TRAILING does NOT equal 0, and NUMBER OF OCCUPANTS is greater than __,

a consistency check (__) will be given.



BODY TYPE

01-05, 07-09, 14, 15, 19, 97
06, 11, 16
12
80-83, 88-89
42, 73
60-65, 71-72, 79
66
91
90
99

Q

8 (V340)
12 (V350)
15 (V360)
2 (V370)
12 (V380)
12 (V390)
5 (V400)
2 (V410)
8 (V420)
5 (V430)

P

15 (4C1P)
22 (4C2P)
25 (4C3P)
5 (4C4P)
30 (4C5P)
55 (4C6P)
77 (4C7P)
10 (4C8P)
20 (4C9P)
10 (4C0P)

(V440) 68. BODY TYPE equals 50,

SCHOOL BUS RELATED should equal 1.

(V46P) 69. VEHICLE CONFIGURATION equals 21,

BODY TYPE must equal 21, 50-52, 58-59.

(V504) 70. GVWR/GCWR equals 1,

BODY TYPE should equal 01-22, 28-39, 41-49.

(V505) 71. GVWR/GCWR equals 9,

BODY TYPE should not equal 61-63, 66-67.

(V506) 72. BODY TYPE equals 60,

GVWR/GCWR should equal 2.

		IF	THEN
(V507)	73.	BODY TYPE equals 01-20, 28-30, 32-39, 45-49,	GVWR/GCWR should equal 0-1.
(V50P)	74.	BODY TYPE equals 61-62, 67, 71, and VEHICLE CONFIGURATION does not equal 04,	GVWR/GCWR must equal 2, 9. (See GVWR/GCWR Remarks on how to use PCVina to determine GVWR.)
(V51P)	75.	BODY TYPE equals 63, 66, 72,	GVWR/GCWR must equal 3. (See GVWR/GCWR Remarks on how to use PCVina to determine GVWR.)
(V52P)	76.	BODY TYPE equals 64,	GVWR/GCWR must equal 9. (See GVWR/GCWR Remarks on how to use PCVina to determine GVWR.)
(V540)	77.	BODY TYPE equals 42, 65, 73, and HM1 equals 1,	GVWR/GCWR should equal 0.
(V55P)	78.	VEHICLE CONFIGURATION equals 80,	BODY TYPE must equal 01-13.
(V56P)	79.	VEHICLE CONFIGURATION equals 70,	BODY TYPE must equal 14-22, 28-49.
(V57P)	80.	VEHICLE CONFIGURATION equals 05,	CARGO BODY TYPE must equal 12, 96, and BODY TYPE must equal 66.
(V58P)	81.	VEHICLE CONFIGURATION equals 04,	BODY TYPE must not equal 66.
(V59P)	82.	VEHICLE CONFIGURATION equals 06,	BODY TYPE must equal 66, and VEHICLE TRAILING must equal 1.
(V60P)	83.	VEHICLE CONFIGURATION equals 07,	BODY TYPE must equal 66, and VEHICLE TRAILING must equal 2.






		IF	THEN
(V61P)	84.	VEHICLE CONFIGURATION equals 08,	BODY TYPE must equal 66, and VEHICLE TRAILING must equal 3.
(V620)	85.	CRASH MONTH is between January and August,	the VEHICLE MODEL YEAR should NOT be greater than CRASH YEAR (contact Coding Assistance).
(V62P)	86.	CARGO BODY TYPE equals 01-12, 97-98, and VEHICLE IDENTIFICATION NUMBER is not Blank or Unknown,	GVWR/GCWR must equal 2-3.
(V640)	87.	VEHICLE CONFIGURATION does not equal 00, 99,	BODY TYPE should not equal 28, 30, 42, 45, 48-49.
(V64P)	88.	BODY TYPE equals 60-64, 66-72, 78,	GVWR/GCWR must not equal 0-1.
(V660)	89.	CARGO BODY TYPE does not equal 00, 99,	BODY TYPE should NOT equal 28, 30, 42, 45, 48-49.
(V790)	90.	BODY TYPE equals 20,	VEHICLE CONFIGURATION should equal 00, and CARGO BODY TYPE should equal 00.
(V800)	91.	BODY TYPE equals 21-22, 28-29,	VEHICLE CONFIGURATION should equal 00, 04, 20-21, 70, 99, and CARGO BODY TYPE should equal 00-01, 22 , 99.
(V810)	92.	BODY TYPE equals 67, and VEHICLE TRAILING equals 1-4,	VEHICLE CONFIGURATION should equal 04, and CARGO BODY TYPE should equal 01, 03-04, 09.
(V830)	93.	BODY TYPE equals 40,	VEHICLE CONFIGURATION should equal 01, 03-04, 19-20, 70, and CARGO BODY TYPE should equal 01-04, 07, 09, 12, 96-98.



		IF	THEN
(V840)	94.	BODY TYPE equals 50-59,	VEHICLE CONFIGURATION should equal 21, and CARGO BODY TYPE should equal 22 .
(V850)	95.	BODY TYPE equals 60,	VEHICLE CONFIGURATION should equal 01, 03-04, and CARGO BODY TYPE should equal 01.
(V860)	96.	BODY TYPE equals 61-64,	VEHICLE CONFIGURATION should equal 01-04, and CARGO BODY TYPE should equal 01-10, 12, 96-98.
(V870)	97.	BODY TYPE equals 65,	VEHICLE CONFIGURATION should equal 00, and CARGO BODY TYPE should equal 00.
(V880)	98.	BODY TYPE equals 66,	VEHICLE CONFIGURATION should equal 05-08, 19, and CARGO BODY TYPE should equal 01-04, 06-12, 96-98.
(V890)	99.	BODY TYPE equals 71-72,	VEHICLE CONFIGURATION should equal 19, and CARGO BODY TYPE should equal 01-04, 08, 10, 96-98.
(V900)	100.	BODY TYPE equals 73,	VEHICLE CONFIGURATION should equal 00, and CARGO BODY TYPE should equal 00.
(V910)	101.	BODY TYPE equals 78,	VEHICLE CONFIGURATION should equal 19, and CARGO BODY TYPE should equal 98.
(V915)	102.	BODY TYPE equals 67, and VEHICLE TRAILING equals 0,	VEHICLE CONFIGURATION should equal 01, and CARGO BODY TYPE should equal 97.
(V920)	103.	BODY TYPE equals 79,	VEHICLE CONFIGURATION should equal 99, and CARGO BODY TYPE should equal 99.

		IF	THEN
(V930)	104.	VEHICLE CONFIGURATION equals 00, or CARGO BODY TYPE equals 00,	BODY TYPE should not equal 50-64, 66-72, 78-79.
(V950)	105.	VEHICLE MODEL YEAR is less than 1994, and SEATING POSITION equals 31, 33, 39,	PROTECTION SYSTEM USE should not equal 01, 03, and BODY TYPE should equal 12, 15-16, 19-21.
(V980)	106.	BODY TYPE equals 28, 45, 48-52, 58-64, 66-67, 71-72, 78, 93, or HM1 equals 2,	MOTOR CARRIER IDENTIFICATION NUMBER should not equal 00-00000000.

Special Processing Rules:

		IF	THEN
	(5F0F) 1.	NUMBER OF OCCUPANTS equals 00- 95 , and BODY TYPE does not equal 50-52, 58-59,	the number of Person Level forms for that vehicle must be less than or equal to the NUMBER OF OCCUPANTS.
	(7A0F) 2.	FIRST HARMFUL EVENT equals 01,	ROLLOVER must equal 1-2, 9 or blank and LOCATION OF ROLLOVER must equal 1-6, 9 or blank for at least one vehicle, or BODY TYPE must equal 80-83, 88-89, or blank for at least one vehicle.
	(AL4P) 3.	MOST HARMFUL EVENT equals 01, and BODY TYPE does not equal 80-83, 88-89,	at least one SEQUENCE OF EVENTS must equal 01, and ROLLOVER must equal 1-2, 9, and LOCATION OF ROLLOVER must equal 1-6, 9.

Intraconsistency Checks:



	IF	THEN
(910P) I.	any one of the fields MAKE, MODEL, BODY TYPE, MODEL YEAR, and VIN is blank,	the other four must also be blank.
(921P) II.	MAKE is not 98, 99, and equals __, and MODEL equals __,	MODEL YEAR must equal __, or CRASH YEAR plus 1.
(960P) III.	MAKE is not 98, 99, and equals __, and MODEL equals __,	BODY TYPE must equal __.
(V922) IV.	MAKE equals 98, 99, and MODEL equals _____,	MODEL YEAR should equal _____.
(V961) V.	MAKE equals 98, 99, and MODEL equals __,	BODY TYPE should equal _____.

BUS USE

Format: 1 numeric

Element Values:

Blank

- 0 Not Used as a Bus
- 1 Used as a Public School Bus
- 2 Used as a Private School Bus
- 3 Used as a School Bus, Public or Private Unknown
- 4 Used as Scheduled Service Bus
- 5 Used as a Tour Bus
- 6 Used as a Commuter Bus
- 7 Used as a Shuttle Bus
- 8 Modified for Personal/Private Use
- 9 Unknown Bus Use

Remarks:

This element describes if a vehicle is being used for common forms of bus service (i.e., public school bus, scheduled service bus, tour bus, etc.) The vehicle body type does not have to be a bus to be coded "1-7, 9" for this element.

Not Used as a Bus is used for vehicles that do not have a bus body type AND are not being used as a bus in the **crash**. It is also used for vehicles with bus body types that are not in service at the time of the **crash**. For example, a school bus or intercity bus without occupants en route to a bus service facility that is involved in a fatal event.

Used as a Public School Bus, Used as a Private School Bus, Used as a School Bus, Public or Private Unknown are for vehicles used to transport groups of school children (up to the 12th grade) to/from school or any other school function or activity. These can include school-sponsored chartered tours and trips to school athletic events in school or chartered buses. This can involve school-sponsored Head Start Programs (also see Related Factors – Vehicle Level code **Transporting Children to/from Head Start/Day Care**).

Used as Scheduled Service Bus is used for regular municipal transit service and cross-country or intercity scheduled service. For example, scheduled Greyhound bus service between major cities. It also includes scheduled inner-city mass transit bus service.

Used as a Tour Bus is used for any tour for sightseeing, pleasure trips, etc. These tours are typically in large chartered buses, but can be in van-based buses as well. This does not include school-sponsored functions or activities (also see **Used as a Public School Bus, Used as a Private School Bus, Used as a School Bus, Public or Private Unknown**).

Used as a Commuter Bus is used for:

- Commuting between home and work or school (beyond 12th grade; e.g., college commute).
- Direct point-to-point service (e.g., parking lot or pick-up location near home to drop-off location near work).


These commuter buses can be large chartered buses and van-based buses.

Used as a Shuttle Bus is used when it is indicated that the vehicle is being used to shuttle people other than for commuting (**Used as a Commuter Bus**), school (**Used as a Public School Bus, Used as a Private School Bus, Used as a School Bus, Public or Private Unknown**), tours (**Used as a Tour Bus**), or scheduled interstate/intercity/intra-city travel (**Used as Scheduled Service Bus**). Examples are shuttles from airport, hotels, churches, community-sponsored Head Start/day care, rental cars, to/from parking lots at sporting events, business facility-to-facility, prison or military and other governmental shuttling, etc. (For community-sponsored Head Start/day care, also see Related Factors – Vehicle Level attribute **Transporting Children to/from Head Start/Day Care**.)

Modified for Personal/Private Use is used when a bus body type has been modified for personal or private use. For example, a bus with seats removed and exterior altered to allow for personal/private hauling of cargo (instead of passengers). Also includes musical groups in cross-country bus with interior remodeled with home-like conveniences.

Consistency Checks:

	IF	THEN
(AH1P) 1.	BUS USE equals 8,	BODY TYPE must equal 50-59.
(V051) 2.	BUS USE equals 1-3,	BODY TYPE should equal 20-21, 29, 50-59.
(V052) 3.	BUS USE equals 4,	BODY TYPE should equal 29, 51-52, 58-59.
(V053) 4.	BUS USE equals 5,	BODY TYPE should equal 20-21, 29, 50-59.

		IF	THEN	
(V054)	5.	BUS USE equals 6-7,	BODY TYPE should equal 20-21, 29, 51-59.	
(V055)	6.	BUS USE equals 0,	BODY TYPE should not equal 50-59, and SPECIAL USE should not equal 2-3.	
(V056)	7.	SPECIAL USE equals 2,	BUS USE must equal 1-3.	
(V057)	8.	SPECIAL USE equals 3,	BUS USE must equal 4-7, 9.	
(V330)	9.	SCHOOL BUS RELATED equals 1,	BODY TYPE of at least one of the involved vehicles should equal 50 (School Bus) or SPECIAL USE for at least one involved vehicle should equal 2 – Vehicle Used as School Bus, and BUS USE for at least one vehicle should equal 1-3.	
	(V531)	10.	BUS USE equals 1-7,	VEHICLE CONFIGURATION should equal 20-21, and CARGO BODY TYPE should equal 22 .

SPECIAL USE

Format: 1 numeric

Element Values:



- Blank
- 0 No Special Use
- 1 Taxi
- 2 Vehicle Used as School Bus*
- 3 Vehicle Used as Other Bus*
- 4 Military*
- 5 Police
- 6 Ambulance*
- 7 Fire Truck
- 8 *Emergency Services Vehicle***
- 9 Unknown

Remarks:



This data element refers to a motor vehicle that is being used for a function other than the primary function for that type vehicle. ***That is***, this element is entered ***using the attributes listed above*** in those cases where Body Type does not reflect how the vehicle was being used. ***The special function served by this motor vehicle regardless of whether the function is marked on the vehicle.***

No Special Use is used when the available information does not indicate or imply that this vehicle was applicable to any of the special uses listed above.

Taxi is used when this vehicle was being used during this trip (at the time of the ***crash***) on a “fee-for-hire” basis to ***transport*** persons. Most of these vehicles will be marked and formally registered as taxis; however, vehicles ***which*** are used as taxis, even though they are not registered (e.g., Gypsy Cabs), are included here. ***Passengers do not have to be present at the time of the crash. Taxis and drivers which are off-duty at the time of the crash are coded as No Special Use. If it is unknown whether or not the taxi is on-duty, code as Taxi. This code also applies for limousines on a “fee-for-hire” basis.***

Vehicle Used as School Bus *can be any* motor vehicle *that* satisfies the following criteria:

- externally identifiable to other traffic units as a school/pupil transport vehicle;
- operated, leased, owned or contracted by a public or private school-type institution;
- where the institution's students may range from pre-school through high school;
- whose occupants, if any, are associated with the institution; and,
- the vehicle is in operation at the time of the crash to and from the school or on a school-sponsored activity or trip.

In addition, **this attribute includes** vehicles which are not externally identifiable as a school/pupil transport vehicle, but do meet all of the other criteria above are vehicles used as school buses. (**For example**, a transit bus, at the time of the **crash**, used exclusively [no other passengers except students] to transport students to/from the school or school-related activity).

In most cases, the decision to use this attribute will be based on a reference to the vehicle as a school bus in the available information. In this situation, assume the criteria are met unless it is otherwise stated in the available information.

Vehicle Used as Other Bus is used when a motor vehicle *is designed for transporting nine or more persons including the driver* and does not satisfy the above "school bus" criteria. **For example, BODY TYPE code "School Bus" transporting senior citizens to an activity.**

Military is used for any vehicle which is owned by any of the Armed Forces regardless of body type. This code includes:

- ***military police vehicles;***
- ***military ambulances;***
- ***military hearses; and***
- ***military fire vehicles.***

Police is a vehicle equipped with police emergency devices (lights and siren) that is owned or subsidized by any local, county, State or Federal government entity. The police vehicle is presumed to be in special use at all times, although not necessarily in "emergency use." Vehicles not owned by a government entity that are used by law enforcement officers (e.g., undercover) are excluded.

Ambulance is used for any readily identifiable (lights or markings) vehicles **designed to transport sick or injured persons. The ambulance is**

presumed to be in special use at all times, although not necessarily in "emergency use."

Fire Truck is used for any readily identifiable (lights or markings) vehicles specially designed and equipped to respond to fire, hazmat, medical and extrication incidents. This attribute includes medium and heavy vehicles such as engines, pumpers, ladder, platform aerial apparatus, heavy rescue vehicles, water tenders or tankers, brush or wilderness firefighting vehicles, etc.



Emergency Services Vehicle is used for any readily identifiable (lights or markings) vehicles that do not meet the criteria for Ambulance or Fire Truck and are specially designed and equipped to respond to fire, hazmat, medical and extrication incidents. This attribute includes light vehicles such as sedans, van, SUVs, pick-ups, trucks, motorcycles, etc.



Unknown is used when no information is available on the vehicle's special use for this trip (i.e., hit-and-run vehicle).

FARS SPECIAL INSTRUCTIONS:

* These values are unlikely occurrences and will raise an error flag.

Consistency Checks:

	IF	THEN
	(1D0P) 1. SPECIAL USE equals 1,	BODY TYPE must equal 02-09, 12, 14-21, 28-29, 99.
	(2D0P) 2. SPECIAL USE equals 2,	BODY TYPE must equal 16, 19-21, 28-29, 45, 48, 51-52, 58-59, or blanks.
	(3A0P) 3. SPECIAL USE equals 7,	BODY TYPE must equal 60-64 , 66-67, 71-72, 78-79, 99.
	(3D0P) 4. SPECIAL USE for any vehicle equals 2,	SCHOOL BUS RELATED must equal 1.
	(4A0P) 5. BODY TYPE equals 80-83, 88-89,	SPECIAL USE must not equal 1-3, 6-7.
	(4D0P) 6. SPECIAL USE equals 3,	BODY TYPE must equal 21 , 28-29, 50-52, 58-59.

	IF	THEN
	(5D0P) 7. SPECIAL USE equals 4,	BODY TYPE must equal 01-12, 15-16, 19-22, 28-33, 39-41, 45, 48-50, 58-64, 66-67, 71-72, 78-79, 90, 99.
	(6D0P) 8. SPECIAL USE equals 5,	BODY TYPE must equal 01-12, 14-16, 19-22, 28-33, 39-41, 45, 48-49, 58-64, 66-67, 71-72, 78-82, 88-91, 97, 99.
	(7D0P) 9. SPECIAL USE equals 6,	BODY TYPE must equal 11, 14-16, 19, 21-22, 28-29, 40-41, 45, 48-49, 61-62 , 64, 79, 97, 99.
	(8D0P) 10. SPECIAL USE equal 8	BODY TYPE must not equal 60-64, 66-67, 71-72, 78-79, 99.
	(AR0P) 11. SPECIAL USE equals 4,	REGISTERED VEHICLE OWNER must not equal 0, 1-2, 4.
	(V055) 12. BUS USE equals 0,	BODY TYPE should not equal 50-59, and SPECIAL USE should not equal 2-3.
	(V056) 13. SPECIAL USE equals 2,	BUS USE must equal 1-3.
	(V057) 14. SPECIAL USE equals 3,	BUS USE must equal 4-7, 9.
	(V060) 15. SPECIAL USE equals 4,	REGISTRATION STATE should not equal 00-02, 04-06, 08-13, 15-51, 53-56, 92-93, 95-97, 99.
	(V330) 16. SCHOOL BUS RELATED equals 1,	BODY TYPE of at least one of the involved vehicles should equal 50 (School Bus) or SPECIAL USE for at least one involved vehicle should equal 2 - Vehicle Used as School Bus, and BUS USE for at least one vehicle should equal 1-3.

IF**THEN**

(V560) 17. SPECIAL USE equals 4,

REGISTERED VEHICLE
OWNER should equal 3, and
REGISTRATION STATE should
equal 94.

Special Processing Rules:

(U050) 1. UNLIKELY: SPECIAL USE equals 2-4, 6.

EMERGENCY USE

Format: 1 numeric

Element Values:



Blank
 0 No
 1 Yes
 9 **Unknown**

Remarks:



Emergency Use indicates operation of any motor vehicle that is legally authorized by a government authority to respond to emergencies with or without the use of emergency warning equipment, such as a police vehicle, fire truck or ambulance while actually engaged in such response.

Emergency Use ***also*** refers to an ***official motor*** vehicle that is ***usually*** traveling with emergency signals in use; ***typically*** red light blinking, siren sounding, etc.

If Special Use is Military, Police, Ambulance, Fire Truck or Emergency Service Vehicle then refer to the case materials to determine if the vehicle was on an emergency response (i.e., red lights flashing, siren sounding, on route to hospital, etc.) at the time of the crash.

No is used when this motor vehicle is not on an emergency response.

Yes is used when this motor vehicle was on an emergency response, regardless of whether the emergency warning equipment was in use.

Unknown is used when:

- ***The case materials are not clear as to whether the vehicle was on an emergency response.***
- ***The case materials are not clear as to whether the vehicle is legally authorized by a government authority to respond to emergencies.***

TRAVEL SPEED

Format: 3 numeric

Element Values:



Blanks

Actual Miles Per Hour Except:

000 Stopped Motor Vehicle In-Transport

001-151 ***Reported Speed Up to 151 MPH***

997 ***Greater than 151 MPH***

998 Not Reported

999 Unknown

Remarks:



This element refers to the speed the vehicle was traveling prior to the occurrence of the **crash**.

Code the Travel Speed as indicated by the investigating officer. **Do not enter the Speed Limit.** Do not use estimates by drivers or witnesses **reported in the case materials.** **If the police calculated a speed, please be aware that this may represent impact speed and not travel speed.**

Code the nearest mph for this vehicle as reported on the case materials.

Examples:

Reported Speed	Code
40.2mph	40
40.5mph	41

If the officer gives a range, code the median speed and, **if necessary**, round up to the next higher whole number. If the officer gives a minimum speed (e.g., “at least 55 mph” or “in excess of 60 mph”, then use that speed (e.g., **code as “55”** and **“60”** respectively).

Examples:

Reported Speed	Code
40-50mph	45
45-50mph	48

Stopped Motor Vehicle In-Transport is used when this vehicle is stopped on the roadway.

Not Reported is used when the officer did not mention Travel Speed or **did not** indicate **Travel Speed** within a **field in** the **case materials**.

Unknown is used when the officer *indicates* that Travel Speed is unknown.

NOTE: This element is not used for *Parked/Stopped Off Roadway/Working Motor Vehicles*.

Consistency Checks:



	IF	THEN
(3B0P) 1.	JACKKNIFE equals 2-3,	TRAVEL SPEED must not equal 000 .
(9A6P) 2.	TRAVEL SPEED equals 000-151, 997-999 ,	UNIT TYPE must equal 1.
(9G0P) 3.	TRAVEL SPEED equals 000 ,	VEHICLE MANEUVER must equal 04, 98-99.
(AN0P) 4.	TRAVEL SPEED equals 000 ,	CRASH AVOIDANCE MANEUVER must not equal 1-5.
(AZ0P) 5.	CRASH AVOIDANCE MANEUVER equals 1-5,	TRAVEL SPEED must not equal 000 .
(V080) 6.	TRAVEL SPEED equals 000 ,	VEHICLE ROLE should not equal 1.
(V510) 7.	TRAVEL SPEED equals 000 ,	CRASH AVOIDANCE MANEUVER should not equal 6.
(V520) 8.	TRAVEL SPEED equals 000 ,	CRASH AVOIDANCE MANEUVER should equal 0.

Special Processing Rules:



	IF	THEN
(A090) 1.	NUMBER OF VEHICLE FORMS SUBMITTED is greater than 001 ,	there should be at least one vehicle with TRAVEL SPEED of 001-151, 997-999 , or blanks.
(A100) 2.	FIRST HARMFUL EVENT is not equal to 02, 04-05, 10, 16, 18,	there should be one vehicle with TRAVEL SPEED of 001-151, 997-999 , or blanks.

**IF****THEN**

(A240) 3. ROADWAY FUNCTION CLASS equals 01, 11, and RELATION TO JUNCTION does not equal 10-11, 13,

TRAVEL SPEED should not equal **005-040**.

(VH70) 4. UNIT TYPE equals 2-4,

elements V16-**V21**, **V26**, **V33** should all be left blank.

VEHICLE MANEUVER

Format: 2 numeric

Element Values:

Blanks

- 01 Going Straight
- 02 Slowing or Stopping in Traffic Lane
- 03 Starting in Traffic Lane
- 04 Stopped in Traffic Lane
- 05 Passing or Overtaking Another Vehicle
- 06 Leaving a Parked Position
- 07 Parked
- 08 Entering a Parked Position
- 09 Controlled Maneuver to Avoid an Animal, Pedestrian, Object,
Another Vehicle, etc.
- 10 Turning Right: RTOR* Permitted
- 11 Turning Right: RTOR Not Permitted
- 12 Turning Right: RTOR Not Known if Permitted or RTOR Not Applicable
- 13 Turning Left
- 14 Making a U-turn
- 15 Backing Up (other than for parking purposes)
- 16 Changing Lanes or Merging
- 17 Negotiating a Curve

- 98 Other
- 99 Unknown

*RTOR mean 'Right Turn on Red.'

Remarks:



This element captures the driver's action, or intended action, prior to commencement of unstabilized event as indicated on the **crash** report. This is the police officer's determination on the **Police Accident Report (PAR)**.

Parked applies when the driver's intended action was to be parked. For example: a driver intends to park his vehicle in a designated parking space against the curb, fails to set the hand brake, driver exits vehicle, and is run over by that vehicle.

Controlled Maneuver to Avoid refers to a controlled action around an animal, pedestrian, object, vehicle, etc., before the unstabilized situation begins. Most of the time, the vehicle will not strike what it is maneuvering to avoid because it is a controlled maneuver. However, the vehicle can take a controlled maneuver around an object and still strike it. This is separate and distinct from Crash Avoidance Maneuvers.

Turning Right/Left codes refer to the action of turning from one trafficway onto another.

Negotiating a Curve refers to the action necessary to follow the same roadway around a curve.

Consistency Checks:



	IF	THEN
(8B0P) 1.	JACKKNIFE equals 2-3,	VEHICLE MANEUVER must not equal 03-04, 06-08, 15.
(9A7P) 2.	VEHICLE MANEUVER equals 01-17, 98-99,	UNIT TYPE must equal 1.
(9G0P) 3.	TRAVEL SPEED equals 000 ,	VEHICLE MANEUVER must equal 04, 98-99.
(A530) 4.	VEHICLE MANEUVER equals 10-11,	TRAFFIC CONTROL DEVICE should equal 01-03.
(D520) 5.	VIOLATIONS CHARGED equals 33, 41-42, 49,	VEHICLE MANEUVER should equal 10-14.
(D540) 6.	VIOLATIONS CHARGED equals 53-55, 59,	VEHICLE MANEUVER should equal 05.
(D550) 7.	VIOLATIONS CHARGED equals 61, 69,	VEHICLE MANEUVER should equal 16.
(D590) 8.	VIOLATIONS CHARGED equals 91,	VEHICLE MANEUVER should equal 07.
(V130) 9.	RELATED FACTORS-DRIVER LEVEL equals 33-35,	VEHICLE MANEUVER should equal 05.

	IF	THEN
(V150)	10. RELATED FACTORS- DRIVER LEVEL equals 27,	VEHICLE MANEUVER should equal 16.
(V160)	11. RELATED FACTORS- DRIVER LEVEL equals 54,	VEHICLE MANEUVER should equal 04.

Special Processing Rules:



	IF	THEN
(VH70)	1. UNIT TYPE equals 2-4,	elements V16- V21, V26, V33 should all be left blank.

CRASH AVOIDANCE MANEUVER

Format: 1 numeric

Element Values:

Blank

- 0 No Avoidance Maneuver
- 1 Braking (skid marks evident)
- 2 Braking (no skid marks; driver stated)
- 3 Braking (other reported evidence)
- 4 Steering (evidence or stated)
- 5 Steering and Braking (evidence or stated)
- 6 Other Avoidance Maneuver
- 8 Not Reported/Inconclusive (by police)

Remarks:

This element is collected to indicate if an avoidance maneuver was taken by the driver to avoid the crash. The "Crash Avoidance Maneuver" is separate and distinct from the "Vehicle Maneuver" (prior to the unstabilized event). Only count maneuvers to avoid the crash up to the first injury or damage-producing event for this vehicle. Witness statements may be used to identify crash avoidance maneuvers or the lack of maneuvers. Vehicle occupants and pedestrians may provide information when police sources are unavailable.



No Avoidance Maneuver is used if the police indicate that the driver took no avoidance maneuver. The officer may describe through the narrative and diagram such a scenario without actually using the words "no avoidance maneuver." If the **Police Accident Report (PAR)** (narrative and diagram) indicates the driver could not take a crash avoidance maneuver, use Code "0." Examples of these could be: "asleep at the wheel," "vision totally obscured," "driverless," "not in position to observe impact," etc.

Braking codes are used if the driver was braking to avoid the crash, with **Braking (skid marks evident)** used if skid marks are evident from braking and a **Braking (no skid marks; driver stated)** based on a driver's statement. Be careful not to confuse "yaw marks" with braking skid marks. To use **Braking (skid marks evident)**, the marks should be consistent with a braking action. **Braking (other reported evidence)** is used when there is evidence of braking other than skid marks or a driver's statement (e.g., other police determination or witness statement).

NOTE: Braking and/or steering take precedence over other avoidance maneuvers when multiple maneuvers are present.





If the officer uses words such as “overcorrecting,” “bringing the vehicle back on the road,” “veered,” etc., a steering code (**Steering (evidence or stated)** or **Steering and Braking (evidence or stated)**) should be used.

Other Avoidance Maneuver is used for backing, accelerating or down-shifting gears without braking.

Not Reported/Inconclusive (by police) is used when the police are silent on the issue or the information reported is not conclusive.

When you know you have a Crash Avoidance Maneuver, but the officer records a travel speed of “00” because the vehicles came to rest prior to impact, code the appropriate Crash Avoidance Maneuver (not). Also, obtain the actual travel speed prior to the unstabilized situation or code **Unknown** if unknown.

Consistency Checks:

	IF	THEN
	(9A8P) 1. CRASH AVOIDANCE MANEUVER equals 0-6, 8,	UNIT TYPE must equal 1.
	(AN0P) 2. TRAVEL SPEED equals 000 ,	CRASH AVOIDANCE MANEUVER must not equal 1-5.
	(AZ0P) 3. CRASH AVOIDANCE MANEUVER equals 1-5,	TRAVEL SPEED must not equal 000 .
	(P120) 4. CRASH AVOIDANCE MANEUVER equals 2,	INJURY SEVERITY for driver of this vehicle should not equal 4.
	(V510) 5. TRAVEL SPEED equals 000 ,	CRASH AVOIDANCE MANEUVER should not equal 6.
	(V520) 6. TRAVEL SPEED equals 000 ,	CRASH AVOIDANCE MANEUVER should equal 0.
	(V530) 7. JACKKNIFE equals 2-3,	CRASH AVOIDANCE MANEUVER should not equal 0, 8.

Special Processing Rules:

**IF**

(VH70) 1. UNIT TYPE equals 2-4,

THENelements V16-**V21**, **V26**, **V33**
should all be left blank.

ROLLOVER

Format: 1 numeric

Element Values:



- Blank
- 0 No Rollover
- 1 ***Rollover, Tripped by Object/Vehicle***
- 2 ***Rollover, Untripped***
- 9 ***Rollover, Unknown Type***

Remarks:



Rollover is defined as any vehicle rotation of 90 degrees or more about any true longitudinal or lateral axis. Rollover can ***also be referred to as overturn, and can occur at any time during the crash.***

Rollover does not apply to motorcycles for this element (use **No Rollover**). However, in the First Harmful Event, Most Harmful Event and Sequence of Events you may use **Overturn/Rollover** to record that this vehicle (motorcycle) overturned.

A rollover can be used for **3- or 4-wheeled ATVs**, snowmobiles and go-karts.

No Rollover is used when there is no indication that a rollover occurred.

Rollover, Tripped by Object/Vehicle is used when the vehicles lateral motion is suddenly slowed or stopped by an opposing force, inducing a rollover. The opposing force may be produced by a curb, ditch, pot-hole, another vehicle, pavement or soil dug into by the vehicles wheels. This includes instances where a vehicle impacts a fixed object (i.e., tree, barrier, pole or post) then rolls over.

Rollover, Untripped is used when a rollover occurs, but not as a result of a collision with an object or a vehicle or generated by any other opposing force as referred to in Rollover, Tripped by Object/Vehicle. An untripped rollover is one for which there is no obvious cause other than normal surface friction. This is usually the result of vehicle instability and there is no evidence of furrowing or gouging on the pavement, gravel, grass or dirt surface.

Rollover, Unknown Type is used when a rollover occurred, but there is not sufficient information to determine tripped versus untripped status.

Consistency Checks:



	IF	THEN
(1Z0P) 1.	SEQUENCE OF EVENTS equals 01,	ROLLOVER <i>and</i> LOCATION OF ROLLOVER must not equal 0 for this vehicle, unless BODY TYPE equals 80-83, 88-89, or blank for this vehicle.
(5A0P) 2.	UNIT TYPE equals 1, and BODY TYPE equals 80-83, 88-89,	ROLLOVER <i>and</i> LOCATION OF ROLLOVER must equal 0.
(9A9P) 3.	ROLLOVER <i>or</i> LOCATION OF ROLLOVER does not equal blank,	UNIT TYPE must equal 1.
(V75P) 4.	ROLLOVER is not blank,	LOCATION OF ROLLOVER must not be blank.
(V76P) 5.	ROLLOVER is blank,	LOCATION OF ROLLOVER must be blank.
(V77P) 6.	ROLLOVER equals 1-2, 9,	LOCATION OF ROLLOVER must equal 1-6, 9.
(V78P) 7.	ROLLOVER equals 0,	LOCATION OF ROLLOVER must equal 0.

Special Processing Rules:



	IF	THEN
(7A0F) 1.	FIRST HARMFUL EVENT equals 01,	ROLLOVER must equal 1-2, 9 <i>or</i> blank <i>and</i> LOCATION OF ROLLOVER must equal 1-6, 9 <i>or</i> blank for at least one vehicle, or BODY TYPE must equal 80-83, 88-89, or blank for at least one vehicle.



	IF	THEN
(AL4P) 2.	MOST HARMFUL EVENT equals 01, and BODY TYPE does not equal 80-83, 88-89,	at least one SEQUENCE OF EVENTS must equal 01, and ROLLOVER must equal 1-2, 9 , and LOCATION OF ROLLOVER must equal 1-6, 9.
(V74P) 3.	ROLLOVER equals 1-2, 9 , or LOCATION OF ROLLOVER equals 1-6, 9 ,	at least one SEQUENCE OF EVENTS should equal 01.
(VH70) 4.	UNIT TYPE equals 2-4,	elements V16- V21 , V26 , V33 should all be left blank.



LOCATION OF ROLLOVER

Format: 1 numeric

Element Values:



Blank

- 0 *No Rollover*
- 1 *On Roadway*
- 2 *On Shoulder*
- 3 *On Median/Separator*
- 4 *In Gore*
- 5 *On Roadside*
- 6 *Outside of Trafficway*
- 9 *Unknown*

Remarks:



This element defines the location of the trip point or start of the vehicle's roll. Any rollover initiated by a fixed object (i.e., pole, tree, barrier, etc.) cannot be on a roadway or a shoulder.

On Roadway is used when the available information indicates the vehicle tripped or began its roll on the roadway. A Roadway is that part of a trafficway designed, improved and ordinarily used for motor vehicle travel. Where various classes of motor vehicles are segregated, that part of a trafficway used by a particular class is the roadway (i.e., travel lanes). Separate roadways may be provided for northbound and southbound traffic or for trucks and automobiles. This includes continuous left-turn lanes.

On Shoulder is used when the available information indicates the vehicle tripped or began its roll on the shoulder. A Shoulder is that part of a trafficway contiguous with the roadway for emergency use, for accommodation of stopped road vehicles and for lateral support of the roadway structure.

On Median/Separator is used when the available information indicates the vehicle tripped or began its roll on the median/separator. A Median is an area of a trafficway between parallel roads separating travel in opposite directions. Continuous left-turn lanes are not considered painted medians. A Separator is the area of a trafficway between parallel roads separating travel in the same direction or separating a frontage road.

In Gore is used when the available information indicates the vehicle tripped or began its roll in the gore. The Gore is an area of land where two roadways diverge or converge. The area is bounded on two sides by the edges of the roadways, which join at the point of divergence or convergence. The direction of traffic must be the same on both of these roadways. The area includes shoulders or marked pavement, if any, between the roadways.

On Roadside is used when the available information indicates the vehicle tripped or began its roll on the roadside. Roadside is the outermost part of the trafficway from the property line or other boundary into the edge of the first road.

Outside of Trafficway is used when the available information indicates the vehicle tripped or began its roll on outside the right-of-way.

Unknown is used when the location of the trip point cannot be determined from available resources.

Consistency Checks:



	IF	THEN
(1Z0P) 1.	SEQUENCE OF EVENTS equals 01,	ROLLOVER and LOCATION OF ROLLOVER must not equal 0 for this vehicle, unless BODY TYPE equals 80-83, 88-89, or blank for this vehicle.
(5A0P) 2.	UNIT TYPE equals 1, and BODY TYPE equals 80-83, 88-89,	ROLLOVER and LOCATION OF ROLLOVER must equal 0.
(9A9P) 3.	ROLLOVER or LOCATION OF ROLLOVER does not equal blank,	UNIT TYPE must equal 1.
(V75P) 4.	ROLLOVER is not blank,	LOCATION OF ROLLOVER must not be blank.
(V76P) 5.	ROLLOVER is blank,	LOCATION OF ROLLOVER must be blank.
(V77P) 6.	ROLLOVER equals 1-2, 9,	LOCATION OF ROLLOVER must equal 1-6, 9.



	IF	THEN
(V78P) 7.	<i>ROLLOVER equals 0,</i>	<i>LOCATION OF ROLLOVER must equal 0.</i>

Special Processing Rules:



	IF	THEN
(7A0F) 1.	FIRST HARMFUL EVENT equals 01,	ROLLOVER must equal 1-2, 9 or blank and LOCATION OF ROLLOVER must equal 1-6, 9 or blank for at least one vehicle, or BODY TYPE must equal 80-83, 88-89, or blank for at least one vehicle.
(AL4P) 2.	MOST HARMFUL EVENT equals 01, and BODY TYPE does not equal 80-83, 88-89,	at least one SEQUENCE OF EVENTS must equal 01, and ROLLOVER must equal 1-2, 9 , and LOCATION OF ROLLOVER must equal 1-6, 9.
(V74P) 3.	ROLLOVER equals 1-2, 9 , or LOCATION OF ROLLOVER equals 1-6, 9,	at least one SEQUENCE OF EVENTS should equal 01.
(VH70) 4.	UNIT TYPE equals 2-4,	elements V16- V21 , V26 , V33 should all be left blank.

JACKKNIFE

Format: 1 numeric

Element Values:



FARS

Code	Attribute Name
Blank	
0	Not an Articulated Vehicle
1	No
2	Yes, First Event
3	Yes, Subsequent Event

GES

Code	Attribute Name
0	No Jackknife noted on the PAR
1	Jackknife Occurred

Remarks:



Jackknife can occur at any time during the crash sequence. This element is applicable for all power unit/trailing unit combinations (e.g., truck tractor or single-unit truck with one or more trailers, articulated bus, car pulling a boat on a trailer, light utility vehicle/trailing unit combination, etc.).

Jackknife applies to a condition that occurs to an articulated vehicle, any vehicle with a trailing unit connected by a hitch (**fixed linkage**) while in motion. **A jackknife occurs when there is an uncontrolled articulation between the power unit and the trailing unit in which the trailing unit does not follow directly behind the power unit (tracking), and the driver did not initiate the non-tracking situation.** The condition reflects a loss of control of the vehicle by the driver in which the **trailing units' normal straight-line path behind the power unit is not maintained.**

If the final resting configuration of the vehicle in the diagram is in a jackknife position, it does not necessarily mean that the vehicle has jackknifed. Turning and backing are examples of driver initiated non-tracking controlled articulation and are not coded as a jackknife.

In the case materials the terms "tractor jackknife" or "trailer swing" may be used to describe particular incidences of uncontrolled articulation. Either incident shall be coded as Jackknife.

Jackknife is not likely to be a harmful event but may be part of an unstabilized condition just before the first harmful event.



FARS SPECIAL INSTRUCTIONS:

Not an Articulated Vehicle is used when this vehicle is not a vehicle-trailing unit combination.

No is used when no uncontrolled articulation was reported between a vehicle and a trailing unit.

Yes, First Event is used when an uncontrolled articulation was reported as occurring before or as part of the first injury or damage producing event for this vehicle.

Yes, Subsequent Event is used when an uncontrolled articulation occurs after the first injury or damage producing event for this vehicle.

GES SPECIAL INSTRUCTIONS:

No Jackknife noted on the PAR is used when no uncontrolled articulation was reported between a vehicle and trailing unit. In addition, use this code when it is unknown if an uncontrolled articulation occurred.

Jackknife Occurred is used when an uncontrolled articulation between a vehicle and trailing unit occurred during the crash. The uncontrolled articulation (Jackknife) can occur at any time during the crash sequence.

Consistency Checks:



	IF	THEN
(2B0P) 1.	JACKKNIFE equals 1-3,	VEHICLE TRAILING must not equal 0, 9.
(3B0P) 2.	JACKKNIFE equals 2-3,	TRAVEL SPEED must not equal 000 .
(5B0P) 3.	JACKKNIFE equals 0, and BODY TYPE equals 66,	VEHICLE TRAILING must not equal 1-4.
(7B0F) 4.	JACKKNIFE equals 2-3,	DRIVER PRESENCE must equal 1.
(8B0P) 5.	JACKKNIFE equals 2-3,	VEHICLE MANEUVER must not equal 03-04, 06-08, 15.
(9B0P) 6.	JACKKNIFE equals 0-3,	UNIT TYPE must equal 1.



	IF	THEN
(AK00) 7.	CARGO BODY TYPE equals 22, 96,	JACKKNIFE should equal 0.
(AL8P) 8.	SEQUENCE OF EVENTS equals 51,	JACKKNIFE must equal 2-3.
(CI0P) 9.	VEHICLE TRAILING equals 1-4,	JACKKNIFE must not equal 0.
(V530) 10.	JACKKNIFE equals 2-3,	CRASH AVOIDANCE MANEUVER should not equal 0, 8.

Special Processing Rules:



	IF	THEN
(VH70) 1.	UNIT TYPE equals 2-4,	elements V16- V21, V26, V33 should all be left blank.

IMPACT POINT-INITIAL/PRINCIPAL

Format: 2 numeric, 2 numeric

Element Values:

Blanks

00	Non-Collision
01-12	Clock Points
13	Top
14	Undercarriage

Special Conditions

18 – This Vehicle Set Something In Motion Causing Injury or Damage
(Not a Clock Point)

99	Unknown
----	---------

Remarks:

IMPACT POINT-INITIAL: Code the point that identifies the area on this vehicle that produced the first instance of injury or property damage involving this vehicle. The event that produced the initial impact for this vehicle may or may not be the First Harmful Event for the crash.

IMPACT POINT-PRINCIPAL: Code the point that identifies the area on this vehicle that produced the most severe instance of injury or property damage involving this vehicle. If this vehicle only has collision events, then the event that produced the principal impact for this vehicle will be the Most Harmful Event for this vehicle.

If principal and initial impact points are the same, code both elements the same.

Codes “01-12” refer to the points on a clock. Refer to the diagram on the following page for examples of how to superimpose the clock point on several vehicle types.

It is important to note that impact point refers mainly to the area of the vehicle that sustained the impact and does not depend upon the attitude of the vehicle (e.g., damage to a grille is still damage at 12 o'clock even if it was caused by sliding sideways past a utility pole).

However, Top may raise questions. The front and rear windows of some vehicles may also be viewed from the top. It may also be difficult to code impacts to the hood and rear deck of a vehicle.

With **Top** the direction of force sometimes has to be considered. The following are guidelines for using **Top**.

1. If the impact was received horizontally to an upright vehicle, use one of the codes "01 to 12."
2. If the impact was received from a vertical direction above the upright vehicle, use **Top**.
3. If the impact received or direction of force was at an angle of less than 15 degrees above the horizontal, it is considered horizontal.
4. With a vehicle in other than upright attitudes, remember, it is the area of the vehicle which was impacted that is important.



1. If FIRST HARMFUL EVENT is coded "01-07, 16, 44, 47, 51, 60 " and no impact to the vehicle occurs throughout the **crash**, then code Impact Point-Initial as **Non-Collision**, Impact Point-Principal as **Non-Collision**, and Vehicle Role as **Non-Collision**.

2. If FIRST HARMFUL EVENT is coded "01-07, 16, 44, 47, 51, 60 " (particularly **Overturn/Rollover**) and impacts to the vehicle do occur, then code the appropriate Impact Point-Initial and Principal, and code Vehicle Role as appropriate.

If the only event is a non-collision event, the impact points are coded "00." If following a non-collision event, a vehicle has a collision event; Impact Point-Initial should be coded based on that collision event.




Hitting the ground is not regarded as an 'impact.'




Wheel impacts are coded **Undercarriage**.

This Vehicle Set Something In Motion Causing Injury or Damage (Not a Clock Point)

A vehicle that propels part of its load or has set something in motion striking another vehicle, person or property causing injury or damage may not have a normal impact point; only the load has made contact with the person or other property. However, a value must be coded. Use Impact Point code **This Vehicle Set Something In Motion Causing Injury or Damage (Not a Clock Point)** for these set-in-motion conditions.

Consistency Checks:

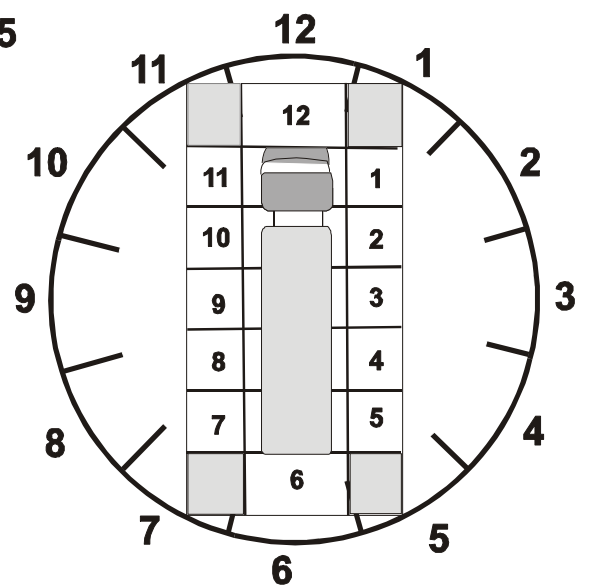
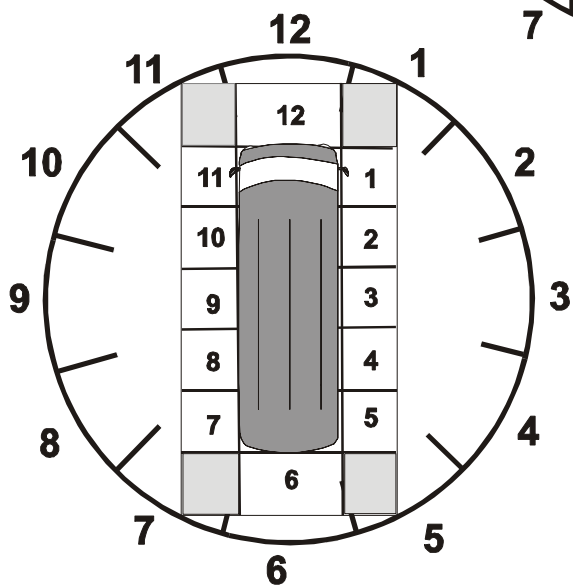
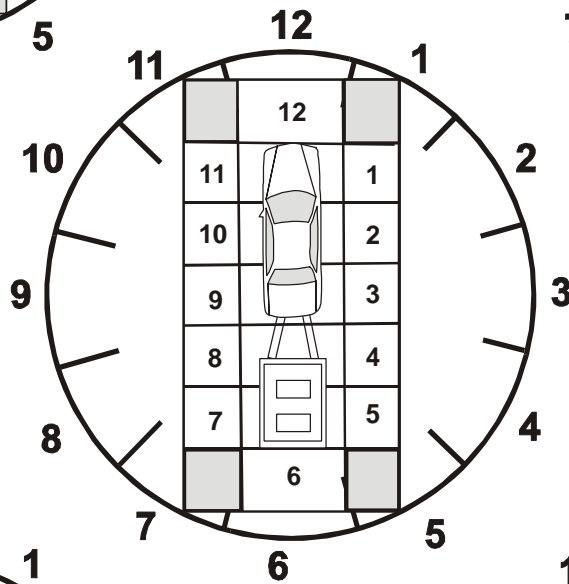
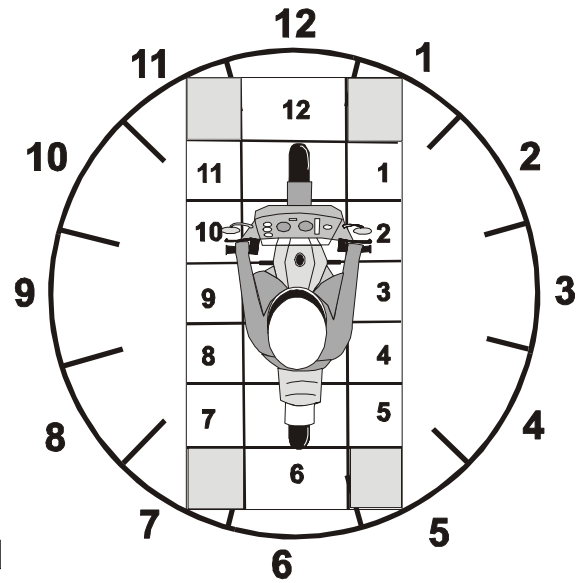
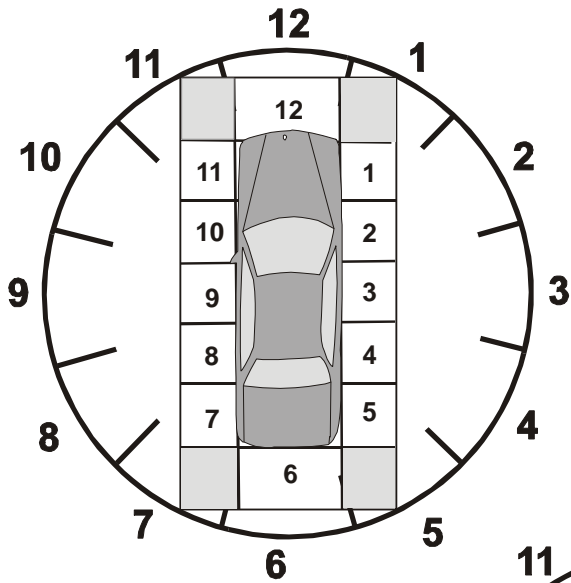
	IF	THEN
	(1E0P) 1. IMPACT POINT-INITIAL equals 00,	IMPACT POINT-PRINCIPAL must equal 00.
	(1E1P) 2. IMPACT POINT-PRINCIPAL equals 00,	IMPACT POINT-INITIAL must equal 00.
	(2E0P) 3. IMPACT POINT-INITIAL equals 01-14, 99,	IMPACT POINT-PRINCIPAL must not equal 00.
	(3E0P) 4. IMPACT POINT-INITIAL equals 00,	VEHICLE ROLE must not equal 1-3, 9.
	(3E1P) 5. IMPACT POINT-INITIAL equals 01-14, 99,	VEHICLE ROLE must not equal 0.
	(3E2P) 6. VEHICLE ROLE equals 1-3, 9,	IMPACT POINT-INITIAL must not equal 00.
	(3E3P) 7. VEHICLE ROLE equals 0,	IMPACT POINT-INITIAL must equal 00.
	(421P) 8. NUMBER OF VEHICLE FORMS SUBMITTED equals 002 , and MANNER OF COLLISION equals 01,	IMPACT POINT-INITIAL for one vehicle should equal 12, and IMPACT POINT-INITIAL for the other vehicle should equal 06, 99.
	(422P) 9. NUMBER OF VEHICLE FORMS SUBMITTED equals 002 , and MANNER OF COLLISION equals 02,	IMPACT POINT-INITIAL for one vehicle should equal 12, and IMPACT POINT-INITIAL for the other vehicle should equal 12, 99.
	(423P) 10. NUMBER OF VEHICLE FORMS SUBMITTED equals 002 , and MANNER OF COLLISION equals 03-06,	IMPACT POINT-INITIAL for one vehicle should equal 01, 11-12, and IMPACT POINT-INITIAL for the other vehicle should equal 01-05, 07-11, 99.

	IF	THEN
	(424P) 11. NUMBER OF VEHICLE FORMS SUBMITTED equals 002 , and MANNER OF COLLISION equals 09,	IMPACT POINT-INITIAL for one vehicle should equal 06, and IMPACT POINT-INITIAL for the other vehicle should equal 01-05, 07-11, 99.
	(425P) 12. NUMBER OF VEHICLE FORMS SUBMITTED equals 002 , and MANNER OF COLLISION equals 10,	IMPACT POINT-INITIAL for one vehicle should equal 06, and IMPACT POINT-INITIAL for the other vehicle should equal 06, 99.
	(VH02) 13. IMPACT POINT-PRINCIPAL equals 18,	MOST HARMFUL EVENT should equal 54.
	(VH03) 14. IMPACT POINT-INITIAL or IMPACT POINT-PRINCIPAL equals 18,	RELATED FACTORS- CRASH LEVEL should equal 14-15.
	(VH04) 15. MOST HARMFUL EVENT equals 54,	IMPACT POINT-PRINCIPAL must not equal 00.
	(VH05) 16. MOST HARMFUL EVENT equals 54, and VEHICLE ROLE equals 1, 3,	IMPACT POINT-PRINCIPAL should equal 18.

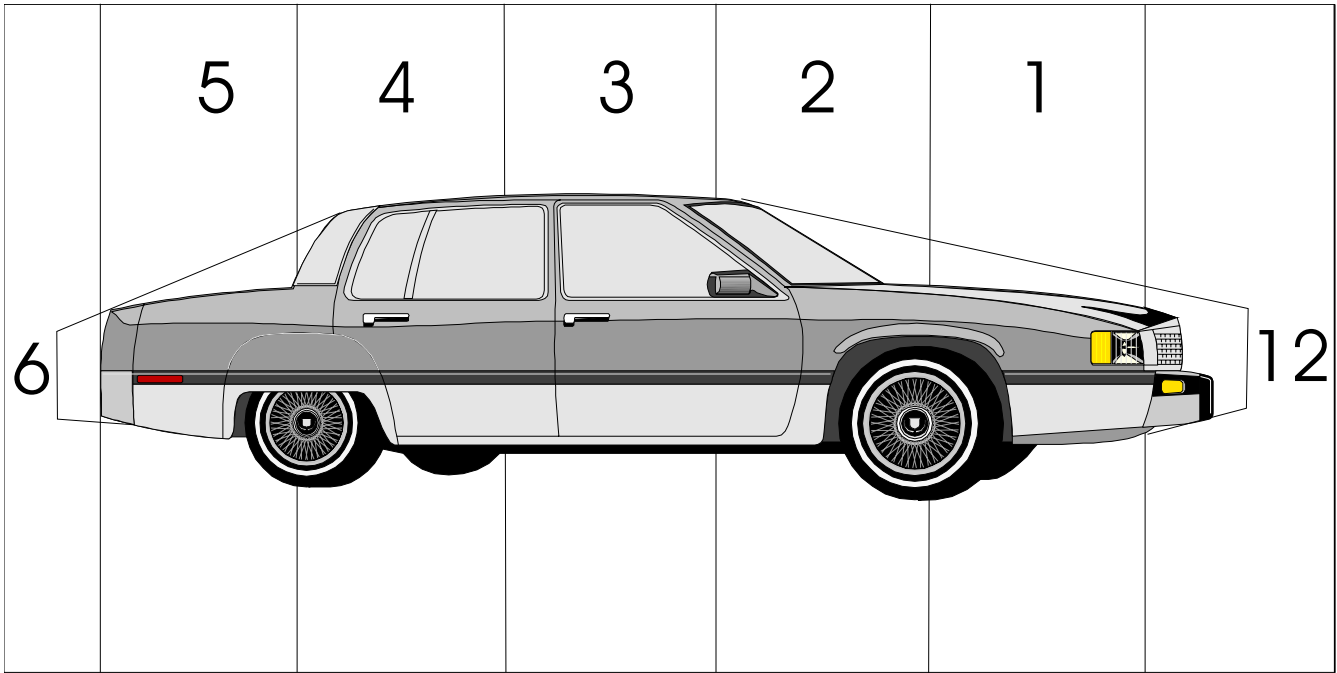
Special Processing Rules:

	IF	THEN
	(420P) 1. MANNER OF COLLISION equals 07-08,	there must be at least two vehicle forms with IMPACT POINT-INITIAL equal to 01-05, 07-11, 99.
	(8L8P) 2. IMPACT POINT-INITIAL or IMPACT POINT-PRINCIPAL equals 18,	at least one SEQUENCE OF EVENTS should equal 54.

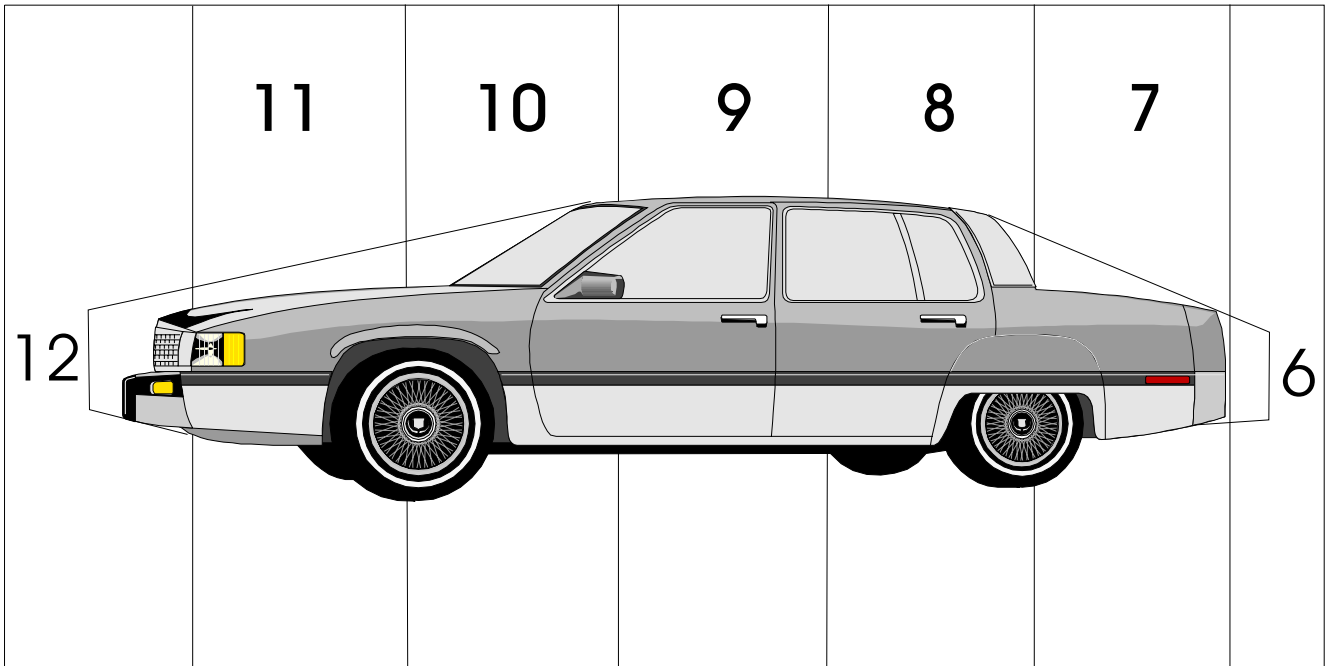
CLOCKPOINT DIAGRAM



IMPACT POINTS

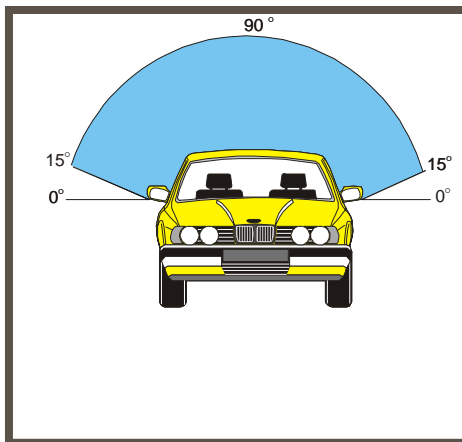
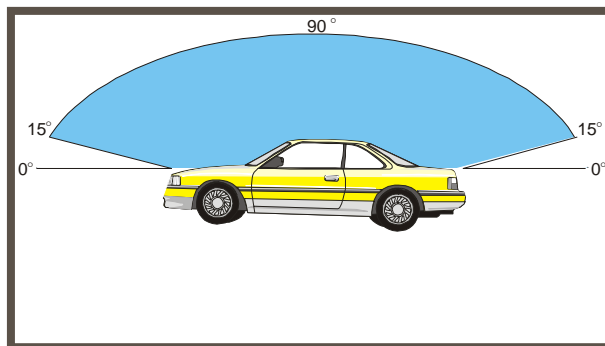
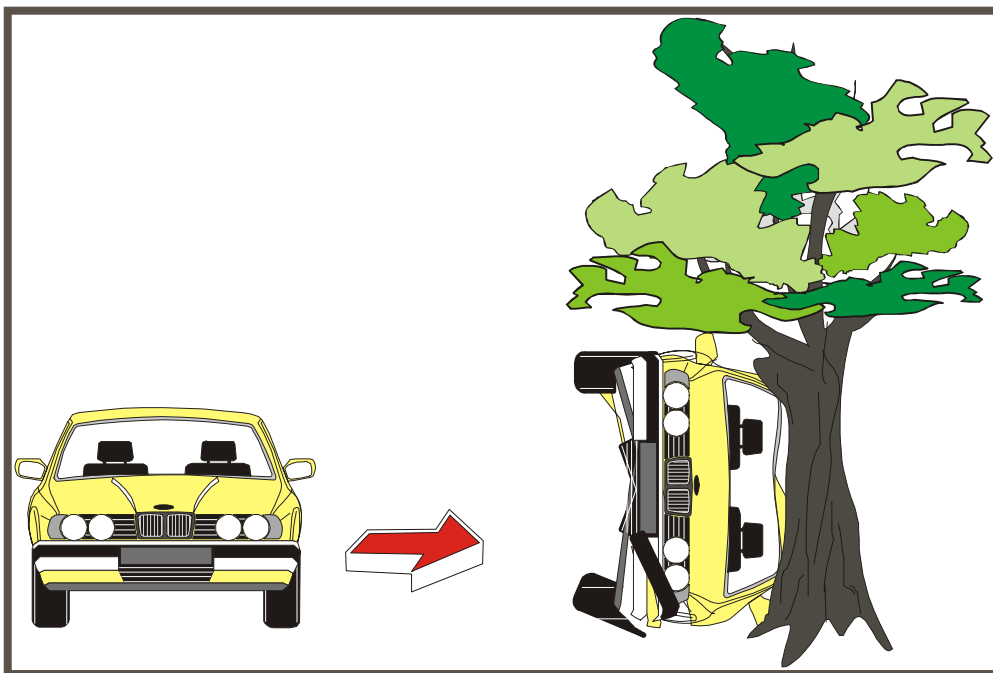


Right Side



Left Side

Code 13 Examples



VEHICLE ROLE

Format: 1 numeric

Element Values:

Blank	
0	Non-Collision
1	Striking
2	Struck
3	Both
9	Unknown*

Remarks:



Non-Collision is used when the only harmful event(s) for this vehicle is/are non-collisions.

If **FIRST HARMFUL EVENT** is coded “01-07, 16, 44, 47, 51, 60” and no impact to the vehicle occurs throughout the *crash*, then code Impact Point-Initial as **Non-Collision**; Impact Point-Principal as **Non-Collision** and Vehicle Role as **Non-Collision**.

If **FIRST HARMFUL EVENT** is coded “01-07, 16, 44, 47, 51, 60” (particularly **Overturn/Rollover**) and impacts to the vehicle do occur, then code the appropriate IMPACT POINT-INITIAL and PRINCIPAL, and code Vehicle Role as appropriate.

The officer’s description and diagram usually determines the striking and struck vehicles.

In a two-vehicle, front-to-front collision, it is possible for the Police Accident Report (PAR) to indicate that both vehicles “strike” simultaneously. When this occurs, code both vehicles as **Striking**. If the PAR indicates that only one of the two vehicles is the striking vehicle, code that vehicle as **Striking** and the other vehicle as **Struck** or, if it applies, **Both**.

A vehicle can strike (or be struck by) a pedestrian, bicyclist, skateboard rider and other non-motorists.




For Parked/Stopped Motor Vehicles, because they are not “in motion,” **Non-Collision** and **Striking** will not apply. These will most often be **Struck**. However; **Both** can apply in situations where a parked vehicle is struck and then set-in-motion, striking something (i.e., motor vehicle, pedestrian, fixed object, etc.).

For motor vehicles in motion, outside the trafficway codes “1-3, 9” may apply.

For a vehicle to be **Both** striking and struck, the event cannot be simultaneous at the same point on the vehicle. A vehicle cannot only have one impact and be both striking and struck.

* This value is an unlikely occurrence and will raise a “U” flag.

Consistency Checks:

	IF	THEN
	(1S0P) 1. SEQUENCE OF EVENTS equals 08-15, 17-43, 45-46, 48-50, 52-55, 57,	VEHICLE ROLE must not equal 0.
	(3E0P) 2. IMPACT POINT-INITIAL equals 00,	VEHICLE ROLE must not equal 1-3, 9.
	(3E1P) 3. IMPACT POINT-INITIAL equals 01-14, 99,	VEHICLE ROLE must not equal 0.
	(3E2P) 4. VEHICLE ROLE equals 1-3, 9,	IMPACT POINT-INITIAL must not equal 00.
	(3E3P) 5. VEHICLE ROLE equals 0,	IMPACT POINT-INITIAL must equal 00.
	(6A1P) 6. UNDERRIDE/OVERRIDE equals 1-8,	BODY TYPE must not equal 80-83, 88-91, and VEHICLE ROLE must equal 1, 3.
	(9B6P) 7. UNIT TYPE equals 2-4,	VEHICLE ROLE should not equal 0.
	(V080) 8. TRAVEL SPEED equals 000 ,	VEHICLE ROLE should not equal 1.
	(V120) 9. DRIVER PRESENCE equals 0 ,	VEHICLE ROLE should not equal 0, 9.
	(V450) 10. NUMBER OF VEHICLE FORMS SUBMITTED equals 002 , and VEHICLE ROLE of both vehicles equals 1,	MANNER OF COLLISION should equal 02.

	IF	THEN
(VH05)	11. MOST HARMFUL EVENT equals 54, and VEHICLE ROLE equals 1, 3,	IMPACT POINT-PRINCIPAL should equal 18.
(VH35)	12. UNIT TYPE equals 2-4,	VEHICLE ROLE should equal 1-3.

Special Processing Rules:

(U060) 1. UNLIKELY: VEHICLE ROLE equals 9.

UNDERRIDE/OVERRIDE

Format: 1 numeric

Element Values:

Blank

0 No Underride or Override

Underriding a Motor Vehicle In-Transport

- 1 Underride, Compartment Intrusion
- 2 Underride, No Compartment Intrusion
- 3 Underride, Compartment Intrusion Unknown

Underriding a Motor Vehicle Not In-Transport

- 4 Underride, Compartment Intrusion
- 5 Underride, No Compartment Intrusion
- 6 Underride, Compartment Intrusion Unknown

7 Overriding a Motor Vehicle In-Transport

8 Overriding a Motor Vehicle Not In-Transport

9 Unknown if Underride or Override

Remarks:

Rationale: Needed to identify the magnitude of crashes in which an underride or override occurs to support NHTSA rulemaking activities and motor vehicle bumper compatibility research.

NOTE: Prior to 2007, this element was limited to collisions involving a large vehicle (medium/heavy trucks) and a smaller body type (e.g., automobiles, utility vehicles, etc.). Beginning 2007, this element is open to all body types, excluding motorcycles, mopeds, ATVs and snowmobiles.

NOTE: Prior to 1994, coding of vehicle underrides and overrides was not captured as a separate element. It was included under Impact Points (clockpoint codes "15" and "16" (Underride and Override)). This change improved both the capture and detail relating to these events.

For underrides and overrides, it is important to determine the vehicle performing the action. Two vehicles cannot be considered to underride and override simultaneously.

In cases in which two vehicles collide “head-on” and one vehicle ends up under the other, you must determine whether an Underride or Override has occurred.

An Underride refers to a vehicle sliding under another vehicle during an accident. The classic example is an automobile striking the rear end or the side of a tractor-trailer and coming to a stop under the trailer. In this example, the automobile is the underriding vehicle. We distinguish between those underriding vehicles with compartment intrusion versus those with no compartment intrusion.

Compartment intrusion indicates a breach of the passenger compartment of this underriding (striking) vehicle. For example, damage to the windshield or glass area.

No compartment intrusion means that the underridden vehicle (struck vehicle) did not directly enter the passenger compartment of this vehicle (for example, damage to the hood or front bumper).

It is possible for an auto to completely underride the trailer without stopping.
Underride is not applicable to motorcycles or snowmobiles.

UNDERRIDES AND VEHICLES UNDER OTHER VEHICLES

Codes “1-3” are used when this vehicle underrides a motor vehicle in-transport (includes those in motion outside the trafficway).

Codes “4-6” are used when this vehicle underrides a motor vehicle that is Not In-Transport. This includes parked/stopped off roadway motor vehicles, working motor vehicles (i.e., cherry picker, paint-stripping truck).

Compartment Intrusion Guidelines:

To use Codes “1 or 4,” the PAR should indicate that the passenger compartment of the underriding (striking) vehicle has been damaged. Sources of this information can be the PAR narrative and/or the vehicle damage scale. If the top of the vehicle is damaged, as noted by the vehicle damage scale, Codes “1 or 4” would apply.

Codes “2 and 5,” Underride, No Compartment Intrusion, are used when a portion of the vehicle is under another, and it is known that there is no passenger compartment intrusion. Codes “3 and 6” are used when it is unknown if there is passenger compartment intrusion.

OVERRIDES

An Override refers to a vehicle riding up over another (including a parked vehicle). A vehicle straddling a guardrail, for example, is not coded as an override.

Overriding a Motor Vehicle In-Transport is used when this vehicle overrides a motor vehicle in-transport (includes those in motion outside the trafficway).

Overriding a Motor Vehicle Not In-Transport is used when this vehicle overrides a motor vehicle not in-transport. This includes parked/stopped off roadway motor vehicles, working motor vehicles (i.e., cherry picker, paint-stripping truck).

Consistency Checks:



	IF	THEN
(6A1P) 1.	UNDERRIDE/OVERRIDE equals 1-8,	BODY TYPE must not equal 80-83, 88-91, and VEHICLE ROLE must equal 1, 3.
(9B5P) 2.	UNIT TYPE equals 2, 3,	UNDERRIDE/OVERRIDE must equal 0.
(V750) 3.	UNDERRIDE/OVERRIDE equals 1-3,	FIRST HARMFUL EVENT EVENT or at least one SEQUENCE OF EVENTS (for this vehicle) should equal 12- 14 , 45 , 55.
(V760) 4.	UNDERRIDE/OVERRIDE equals 4-6,	FIRST HARMFUL EVENT or at least one SEQUENCE OF EVENTS (for this vehicle) should equal 14, 45.
(V770) 5.	UNDERRIDE/OVERRIDE equals 7,	FIRST HARMFUL EVENT or at least one SEQUENCE OF EVENTS (for this vehicle) should equal 12-13, 55.
(V780) 6.	UNDERRIDE/OVERRIDE equals 8,	FIRST HARMFUL EVENT or at least one SEQUENCE OF EVENTS (for this vehicle) should equal 14, 45.

Special Processing Rules:

	IF	THEN
(9B3P)	1. UNDERRIDE/OVERRIDE equals 7,	there must be at least one vehicle with UNIT TYPE equal to 1.
(9B4P)	2. UNDERRIDE/OVERRIDE equals 8,	there must be at least one vehicle with UNIT TYPE equal to 2-4.



EXTENT OF DAMAGE

Format: 1 numeric

Element Values:



Blank

- 0 **No Damage**
- 2 **Minor Damage**
- 4 Functional **Damage**
- 6 Disabling **Damage**
- 9 Unknown

Remarks:



No Damage is used when there is no damage indicated in the available information for this vehicle.

Minor Damage is damage that does not disable or affect the operation of the motor vehicle. This attribute is used when the case materials indicate damage to the vehicle to be Minor or less than Functional and the vehicle is not towed due to damage.

Examples of Minor damage include: dented or bent fenders, bumpers, grills, body panels and destroyed hubcaps.

Functional Damage is damage that is not disabling, but affects the operation of the motor vehicle or its parts. This attribute is used when the available information specifically indicates the damage is moderate or functional.

Examples of Functional Damage include:

- ***doors, windows, hood and trunk lids that will not operate properly;***
- ***broken glass that obscures vision;***
- ***damage that would prevent the motor vehicle from passing an official motor vehicle inspection;***
- ***tire damage even though the tire may have been changed at the scene;***
- ***bumpers that are loose;***
- ***headlamp or taillight damage that would make night driving hazardous but would not affect daytime driving; and,***
- ***damage to turn signals, horn or windshield wipers which makes them inoperative.***

Disabling Damage is damage that precludes departure of the motor vehicle from the crash scene in its usual daylight-operating manner after simple repairs. As a result, the motor vehicle had to be towed, or carried from the crash scene, or assisted by an emergency motor vehicle. This attribute should be used when the available information specifically indicates disabling or severe damage. This attribute is also used when the damage is indicated to be of greater magnitude than Functional (moderate), e.g., major, extensive, totaled and the vehicle was towed from the scene.

Unknown is used when the available information specifically indicated the damage severity to be unknown or the information is inadequate to determine the level of severity. If the available information is blank or not reported, use this attribute unless the narrative states otherwise or a State-specific rule applies.

Note: There is a distinction between the cost to repair the damage and the degree to which the damage affects the vehicle's operability (totaled, under/over monetary threshold). Operational damage is recorded here. For example, if the available information indicates that the vehicle was totaled and the vehicle was towed away, use Disabling Damage. However, if the available information indicates that the vehicle was totaled, but the vehicle was driven away, use Functional Damage.

GES SPECIAL INSTRUCTIONS:

Minor Damage applies only when Vehicle Removal is Driven Away, Towed Not Due to Disabling Damage, Abandoned or Unknown.

Consistency Checks:



	IF	THEN
(3C0P) 1.	EXTENT OF DAMAGE equals 6,	VEHICLE REMOVAL must equal 2, 4, 9.
(3C1P) 2.	EXTENT OF DAMAGE equals 0, 2,	VEHICLE REMOVAL must not equal 2.
(3C2P) 3.	VEHICLE REMOVAL equals 2,	EXTENT OF DAMAGE must equal 6, 9.



VEHICLE REMOVAL

Format: 1 numeric

Element Values:



Blank

- 1 Driven **Away**
- 2 Towed **Due to Disabling Damage**
- 3 Towed Not Due to Disabling Damage**
- 4 Abandoned/Left at Scene
- 9 Unknown

Remarks:



This data element describes the mode in which the vehicle left the scene of the crash. Towing includes vehicles carried from the scene on a flatbed tow truck.

If the vehicle is a combination vehicle (power unit and at least one trailer), the power unit and/or trailer(s) are considered when determining tow status. If the available information indicates the power unit, or trailer of a combination unit, sustained enough damage to require towing, consider this vehicle as towed due to damage.

Driven Away is used when the vehicle was driven from the scene of this crash. This attribute applies to a vehicle which is reported by the police as towed out of a ditch or snowbank and subsequently driven away. In addition, this attribute is used if a vehicle was driven from the scene and subsequently disabled.

Towed Due to Disabling Damage is used for any towing which is due to disabling damage caused by this crash which prohibits vehicle movement under its own power. Towed due to disabling damage includes any towing when the reason for towing is unknown. In other words, if a vehicle is reported in the case materials as towed but it cannot be determined whether it was due to disabling damage or for other reasons, then the default assumption is that this vehicle was towed due to disabling damage - the data element Extent of Damage can still be Unknown.

If a vehicle was pushed by hand or by another vehicle after the crash because it was not drivable, then use Towed Due to Disabling Damage.

If a vehicle was towed due to damage AND for other reasons such as driver arrest, then code this vehicle as Towed Due to Disabling Damage.

Towed Not Due to Disabling Damage is used when the vehicle has been towed but the towing results from other than disabling damage (e.g., minor damage, functional damage, mired vehicles, driver arrested, injured driver, etc.).

Abandoned/Left at Scene is used when it is specifically indicated in the available information or when the preponderance of the information available indicates that the vehicle remained at the scene. Do not use this attribute if the vehicle was left at the scene because this location was the vehicle's destination at the time of the crash.

Unknown is used when the available information does not indicate the manner in which the vehicle left the scene of the crash.

NOTE: The PAR narrative may be used to supercede and/or clarify the above information.

Consistency Checks:



	IF	THEN
(3C0P) 1.	EXTENT OF DAMAGE equals 6,	VEHICLE REMOVAL must equal 2, 4, 9.
(3C1P) 2.	EXTENT OF DAMAGE equals 0, 2,	VEHICLE REMOVAL must not equal 2.
(3C2P) 3.	VEHICLE REMOVAL equals 2,	EXTENT OF DAMAGE must equal 6, 9.
(9B1P) 4.	VEHICLE REMOVAL SCENE equals 1-4, 9,	UNIT TYPE must equal 1.

Special Processing Rules:



	IF	THEN
(VH70) 1.	UNIT TYPE equals 2-4,	elements V16- V21 , V26 , V33 should all be left blank.

MOTOR CARRIER IDENTIFICATION NUMBER

Format: 1 set 2 numeric, 1 set 9 alpha/numeric

Element Values:

Issuing Authority:

00	Not Applicable
01-56	FARS State Code
57	US DOT
58	MC/MX (ICC)
95	Canada
96	Mexico
88	None
99	Unknown

Identification Number:

Actual Number except:	
000000000	Not Applicable
888888888	None
999999999	Unknown

Remarks:



This information should be available on your ***Police Accident Report (PAR)*** or Truck and Bus Supplement with other elements required by the Federal Motor Carrier Safety Administration (FMCSA) for commercial vehicles.

The Motor Carrier Identification Number is recorded on the Truck Supplement or PAR next to the appropriate Source (Issuing Authority.) If your state uses separate Truck Supplements, you should seek help to get routine access to them, just as with your state's PAR.

Your state's SAFETYNET representative may be able to provide a Motor Carrier Identification Number.

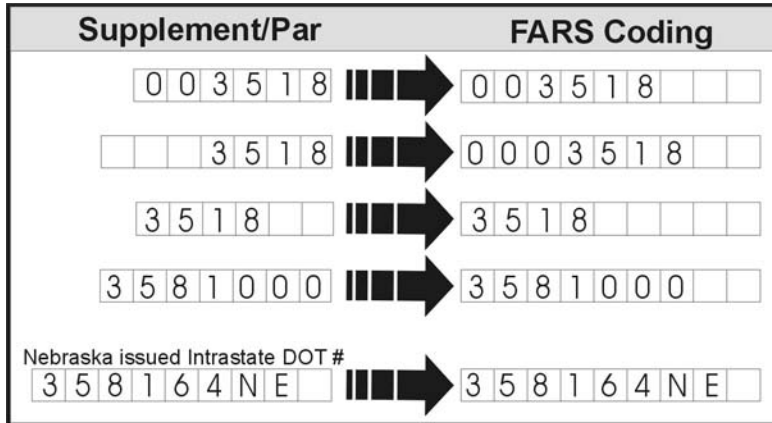
You should expect to find motor carrier identification numbers for the following commercial vehicles:

1. Light trucks pulling a trailer with gross combination weight rating (GCWR) greater than 10,000 lbs.

2. Medium/Heavy Trucks: vehicles with GVWR greater than 10,000 lbs.
3. Buses with 9 or more seats (including the driver).
4. Light Trucks, Vans and Passenger Vehicles displaying a hazardous materials placard.

Identification Number should be left justified. If less than 9 characters, left-justify and do not zero-fill.

Examples of Left-Justified Coding of Identification Number



Federal regulations require that almost all commercial trucks/buses operating across state lines that meet the above criteria (i.e., interstate) have Identification Numbers except those hauling “exempt” commodities (such as unprocessed agricultural products). This will be a US DOT or MC/MX (ICC) Number.

Many carriers will have a US DOT or MC/MX (ICC) Number plus a State Number.

US DOT NUMBERS: US DOT is used in “Issuing Authority” if a US DOT Number or a State Number and US DOT Number are recorded on the PAR or Supplement. Enter the US DOT Number in “Identification Number.”

- US DOT Numbers are in the process of being assigned to Intrastate motor carriers in a number of states. These should include the issuing state’s two-character abbreviation on the end; e.g., US DOT 123456XX (where “XX” is the State abbreviation). See example of proper coding in diagram above.

MC/MX (ICC) NUMBERS: MC/MX (ICC) is used in “Issuing Authority” if an MC/MX (ICC) Number or a State Number and an MC/MX (ICC) Number are recorded on the PAR or Supplement. Enter the MC/MX (ICC) Number in “Identification Number.”

STATE NUMBERS: If only a State Number is recorded on the PAR or Supplement, then code the appropriate FARS State Code in “Issuing Authority” and enter the State Number in “Identification Number.”

State Numbers are issued by a public utility commission, a public service commission, or some other state agency, to vehicles that operate either in interstate commerce or only within that state. However, some states do not regulate the motor carrier industry. Trucks and buses that operate strictly within such states (i.e., intrastate) may not have numbers.

CANADIAN/MEXICAN NUMBERS: Use Code “95” or “96” in “Issuing Authority” if a Canadian or Mexican authority (respectively) has issued the only Carrier Identification Number recorded on the PAR or Supplement.

HIERARCHY: When Identification Numbers are available from more than one Source (Issuing Authority), it is most important to code the US DOT number then the MC/MX (ICC) number if one is available. It is next most important to code the Mexican or Canadian issued number. Finally, State-issued numbers should be coded.

Not Applicable - would apply when you would never expect this style of vehicle to have a Motor Carrier ID number (cars, motor homes, etc.). This vehicle would not appear on a truck supplement (supplemental truck elements on the PAR would be coded N/A).

None - should be used when:

- you could expect this type of vehicle to have an ID Number, but it is exempt because of its use or activity at the time of the crash;
- this type of vehicle often does have a number (but vehicle is operated strictly intrastate and activity not regulated); or
- the PAR/supplement states “No Number.”

Note: In some states, school buses are exempt from requiring a Motor Carrier ID Number

Unknown - is used when you could expect this type of vehicle to have a Motor Carrier ID Number, however:

- the PAR or truck supplement leaves the field blank;
- you don’t have a supplement or a field on the PAR (no further information given); or
- you don’t know if the truck is a light, medium or heavy truck.

Consistency Checks:

	IF	THEN
(4N1P) 1.	VEHICLE CONFIGURATION does not equal 00,	MOTOR CARRIER IDENTIFICATION NUMBER must not equal 00-000000000.
(4N2P) 2.	MOTOR CARRIER IDENTIFICATION NUMBER equals 00-000000000,	VEHICLE CONFIGURATION must equal 00.
(4N4P) 3.	MOTOR CARRIER IDENTIFICATION NUMBER does not equal 00-000000000,	BODY TYPE must equal 21, 28, 31, 40, 45, 48-52, 58-64, 66-67, 71-72, 78, 92-93, 99, or HM2 must equal 2.
(4N5P) 4.	BODY TYPE does not equal 21, 28, 31, 40, 45, 48-52, 58-64, 66-67, 71-72, 78, 92-93, or HM2 does not equal 2,	MOTOR CARRIER IDENTIFICATION NUMBER must equal 00-000000000, 99-999999999.
(V980) 5.	BODY TYPE equals 28, 45, 48-52, 58-64, 66-67, 71-72, 78, 93, or HM1 equals 2,	MOTOR CARRIER IDENTIFICATION NUMBER should not equal 00-000000000.
(V981) 6.	VEHICLE CONFIGURATION equals 00,	MOTOR CARRIER IDENTIFICATION NUMBER should equal 00-000000000.
(V982) 7.	MOTOR CARRIER IDENTIFICATION NUMBER does not equal 00-000000000,	VEHICLE CONFIGURATION should not equal 00.

VEHICLE CONFIGURATION

Format: 2 numeric

Element Values:

	Blanks
00	Not Applicable, not a medium/heavy truck, bus or vehicle displaying a hazardous material placard
01	Single-Unit Truck (two axles, 6 tires)
02	Single-Unit Truck (three or more axles)
03	Single-Unit Truck (unknown number of axles, tires)
04	Truck/Trailer(s)
05	Truck Tractor (Bobtail)
06	Tractor/Semi-Trailer (one trailer)
07	Tractor/Doubles (two trailers)
08	Tractor/Triples (three trailers)
19	Medium/Heavy Truck, cannot classify
20	Bus (seats for 9-15 people, including driver)
21	Bus (seats for 16 or more people, including driver)
70	Light Truck (van, mini van, panel, pickup, sport utility vehicle displaying a hazardous material placard)
80	Passenger Car (only when displaying a hazardous materials placard)
99	Unknown if Light or Medium/Heavy Truck/Bus

Remarks:



This information should be available on your ***Police Accident Report (PAR)*** or Truck and Bus Supplement with other elements required by the Federal Motor Carrier Safety Administration (FMCSA) for commercial vehicles.

In some states, the data element "Vehicle Configuration" or its attributes may appear under another title, such as: Unit Type, Vehicle Type, Type of Unit, etc.

In many states, Vehicle Configuration is recorded for all vehicles. However, in FARS, only code Vehicle Configurations for the following commercial vehicles:

1. Light trucks pulling a trailer with gross combination weight rating (GCWR) greater than 10,000 lbs.
2. Medium/Heavy Trucks: vehicles with GVWR greater than 10,000 lbs.
3. Buses with 9 or more seats (including the driver).
4. Light Trucks, Vans and Passenger Vehicles displaying a hazardous materials placard.

If Vehicle Configuration is coded "01-99," Cargo Body Type should be coded "01-99."

Not Applicable is used for automobiles, motorcycles, small buses (with less than 9 seats, including driver) and single-unit small trucks or vans (10,000 lbs. or less GVWR), not carrying hazardous cargo.

Single Unit Truck (two axles, 6 tires) is used for two-axle, single-unit trucks with six tires. A single-unit truck carrying hazardous cargo with four tires is coded **Light Truck (van, mini van, panel, pickup, sport utility vehicle displaying a hazardous material placard)**

Single Unit Truck (three or more axles) When counting axles on a single-unit truck, include raised axles.

Single Unit Truck (unknown number of axles, tire) is used for single-unit trucks over 10,000 lbs. when the number of axles or tires is unknown.

Truck/Trailer(s) is used for single-unit trucks pulling a trailer.

Truck Tractor (Bobtail) is used for cab-only vehicles.

Tractor/Semi-Trailer (one trailer) is used for truck tractors with one trailer.
NOTE: This code was used for truck tractors with any number of trailers before 2001. This code should not be used for single-unit trucks pulling a trailer.

Use **Tractor/Doubles (two trailers)** for two trailers

Use **Tractor/Triples (three trailers)** for three trailers

Medium/Heavy Truck, cannot classify is used when you know the vehicle meets the definition of a medium/heavy truck, but you can't select from codes 01-08. An example is a vehicle with one trailer, but it is unknown whether it is a tractor-trailer or a single-unit truck pulling a trailer.

Bus (seats for 9-15 people, including driver) is used for smaller van-based buses qualify (less than 15 seats, including driver). E.g., commuter vans, van-based school buses.




Bus (seats for 16 or more people, including driver). A van-based bus qualifies for this code if it is configured to include enough seats. A CDL is required for the driver of this bus.



Light Truck (van, mini van, panel, pickup, sport utility vehicle displaying a hazardous material placard) is only used for trucks 10,000 lbs. or less, vans and sport utilities displaying hazardous materials placard. When vehicles in this category are not displaying a hazardous materials placard, use **Not Applicable**.

Passenger Car is used for passenger cars displaying a hazardous material placard; otherwise, **Not Applicable**.

Unknown if Light or Medium/Heavy Truck/Bus is used when there is not enough information to determine if the vehicle meets the definition of a medium/heavy truck or bus but there is reason to suspect that it may qualify. This code differs from **Medium/ Heavy Truck, cannot classify** in that **Medium/Heavy Truck, cannot classify** indicates that the vehicle is a medium/heavy truck, only the configuration is not known.

Consistency Checks:

	IF	THEN
	(4N1P) 1. VEHICLE CONFIGURATION does not equal 00,	MOTOR CARRIER IDENTIFICATION NUMBER must not equal 00-000000000.
	(4N2P) 2. MOTOR CARRIER IDENTIFICATION NUMBER equals 00-000000000,	VEHICLE CONFIGURATION must equal 00.
	(AB1P) 3. VEHICLE CONFIGURATION equals 01,	CARGO BODY TYPE must not equal 22 .
	(AD0P) 4. VEHICLE CONFIGURATION equals 04, 06-08,	VEHICLE TRAILING must not equal 0.
	(AE0P) 5. VEHICLE CONFIGURATION equals 05 and CARGO BODY TYPE does not equal 12,	VEHICLE TRAILING must equal 0.
	(AE1P) 6. VEHICLE CONFIGURATION equals 05-08,	BODY TYPE must equal 66.
	(AF1P) 7. VEHICLE CONFIGURATION equals 20,	CARGO BODY TYPE must equal 22 .
	(AF2P) 8. VEHICLE CONFIGURATION equals 20-21,	BODY TYPE must equal 20-21, 50-52, 58-59.
	(AH0P) 9. VEHICLE CONFIGURATION does not equal 00, 99,	BODY TYPE should equal 15-16, 21, 28, 31, 40-41, 45, 48-52, 58-64, 66-67, 71-72, 78, 92-93, or HM2 must equal 2.

	IF	THEN
	(D280) 10. VEHICLE CONFIGURATION equals 05-08, 21, or HM1 equals 2,	COMMERCIAL MOTOR VEHICLE LICENSE STATUS should not equal 0.
	(D450) 11. COMMERCIAL MOTOR VEHICLE LICENSE STATUS equals 0,	VEHICLE CONFIGURATION should not equal 05-08, 21, and HM2 should not equal 2.
	(V46P) 12. VEHICLE CONFIGURATION equals 21,	BODY TYPE must equal 21, 50-52, 58-59.
	(V470) 13. VEHICLE CONFIGURATION equals 01,	CARGO BODY TYPE should be 01-05, 07, 12, 96.
	(V47P) 14. VEHICLE CONFIGURATION equals 21,	CARGO BODY TYPE must equal 22 .
	(V502) 15. GVWR/GCWR equals 0, and HM1 equals 1,	VEHICLE CONFIGURATION and CARGO BODY TYPE must equal 00.
	(V503) 16. GVWR/GCWR equals 1,	HM2 should equal 2, or VEHICLE CONFIGURATION should equal 20-21.
	(V50P) 17. BODY TYPE equals 61-62, 67, 71, and VEHICLE CONFIGURATION does not equal 04,	GVWR/GCWR must equal 2, 9. (See GVWR/GCWR Remarks on how to use PCVina to determine GVWR.)
	(V531) 18. BUS USE equals 1-7,	VEHICLE CONFIGURATION should equal 20-21, and CARGO BODY TYPE should equal 22 .
	(V532) 19. VEHICLE CONFIGURATION equals 01-08, 19,	GVWR/GCWR should equal 2-3, 9.
	(V55P) 20. VEHICLE CONFIGURATION equals 80,	BODY TYPE must equal 01-13.
	(V56P) 21. VEHICLE CONFIGURATION equals 70,	BODY TYPE must equal 14-22, 28-49.

	IF	THEN
(V57P)	22. VEHICLE CONFIGURATION equals 05,	CARGO BODY TYPE must equal 12, 96, and BODY TYPE must equal 66.
(V58P)	23. VEHICLE CONFIGURATION equals 04,	BODY TYPE must not equal 66.
(V59P)	24. VEHICLE CONFIGURATION equals 06,	BODY TYPE must equal 66, and VEHICLE TRAILING must equal 1.
(V60P)	25. VEHICLE CONFIGURATION equals 07,	BODY TYPE must equal 66, and VEHICLE TRAILING must equal 2.
(V61P)	26. VEHICLE CONFIGURATION equals 08,	BODY TYPE must equal 66, and VEHICLE TRAILING must equal 3.
(V640)	27. VEHICLE CONFIGURATION does not equal 00, 99,	BODY TYPE should not equal 28, 30, 42, 45, 48-49.
(V65P)	28. GVWR/GCWR equals 2-3,	VEHICLE CONFIGURATION must not equal 00 and CARGO BODY TYPE must not equal 00.
(V790)	29. BODY TYPE equals 20,	VEHICLE CONFIGURATION should equal 00, and CARGO BODY TYPE should equal 00.
(V800)	30. BODY TYPE equals 21-22, 28-29,	VEHICLE CONFIGURATION should equal 00, 04, 20-21, 70, 99, and CARGO BODY TYPE should equal 00-01, 22 , 99.
(V810)	31. BODY TYPE equals 67, and VEHICLE TRAILING equals 1-4,	VEHICLE CONFIGURATION should equal 04, and CARGO BODY TYPE should equal 01, 03-04, 09.





	IF	THEN
(V830)	32. BODY TYPE equals 40,	VEHICLE CONFIGURATION should equal 01, 03-04, 19-20, 70, and CARGO BODY TYPE should equal 01-04, 07, 09, 12, 96-98.
(V840)	33. BODY TYPE equals 50-59,	VEHICLE CONFIGURATION should equal 21, and CARGO BODY TYPE should equal 22 .
(V850)	34. BODY TYPE equals 60,	VEHICLE CONFIGURATION should equal 01, 03-04, and CARGO BODY TYPE should equal 01.
(V860)	35. BODY TYPE equals 61-64,	VEHICLE CONFIGURATION should equal 01-04, and CARGO BODY TYPE should equal 01-10, 12, 96-98.
(V870)	36. BODY TYPE equals 65,	VEHICLE CONFIGURATION should equal 00, and CARGO BODY TYPE should equal 00.
(V880)	37. BODY TYPE equals 66,	VEHICLE CONFIGURATION should equal 05-08, 19, and CARGO BODY TYPE should equal 01-04, 06-12, 96-98.
(V890)	38. BODY TYPE equals 71-72,	VEHICLE CONFIGURATION should equal 19, and CARGO BODY TYPE should equal 01-04, 08, 10, 96-98.
(V900)	39. BODY TYPE equals 73,	VEHICLE CONFIGURATION should equal 00, and CARGO BODY TYPE should equal 00.
(V910)	40. BODY TYPE equals 78,	VEHICLE CONFIGURATION should equal 19, and CARGO BODY TYPE should equal 98.

	IF	THEN
(V915)	41. BODY TYPE equals 67, and VEHICLE TRAILING equals 0,	VEHICLE CONFIGURATON should equal 01, and CARGO BODY TYPE should equal 97.
(V920)	42. BODY TYPE equals 79,	VEHICLE CONFIGURATION should equal 99, and CARGO BODY TYPE should equal 99.
(V930)	43. VEHICLE CONFIGURATION equals 00, or CARGO BODY TYPE equals 00,	BODY TYPE should not equal 50-64, 66-72, 78-79.
(V940)	44. HM1 equals 2,	VEHICLE CONFIGURATION should not equal 00, 99 and CARGO BODY TYPE should not equal 00, 99.
(V981)	45. VEHICLE CONFIGURATION equals 00,	MOTOR CARRIER IDENTIFICATION NUMBER should equal 00-000000000.
(V982)	46. MOTOR CARRIER IDENTIFICATION NUMBER does not equal 00-000000000,	VEHICLE CONFIGURATION should not equal 00.
(V985)	47. VEHICLE TRAILING equals 5,	VEHICLE CONFIGURATION should not equal 04, 06-08, 20-21.
(VA70)	48. GVWR/GCWR equals 1, and HM2 equals 2,	VEHICLE CONFIGURATION must equal 70, 80.
(VH75)	49. UNIT TYPE equals 4,	VEHICLE CONFIGURATION should not equal 05, 20-21, 70, 80.

VEHICLE TRAILING

Format: 1 numeric

Element Values:



Blank

- 0 No Trailing Units**
- 1 One Trailing Unit**
- 2 Two Trailing Units**
- 3 Three or more Trailing Units**
- 4 Yes, Number of **Trailing Units** Unknown
- 5 Vehicle Towing Another Motor Vehicle – Fixed Linkage**
- 6 Vehicle Towing Another Motor Vehicle – Non-Fixed Linkage**
- 9 Unknown

Remarks:



Trailing unit applies to any device connected to a motor vehicle by a hitch, including tractor-trailer combinations, a single-unit truck pulling a trailer (truck trailer), a boat trailer hitched onto a motor vehicle, etc.

If the case materials do not provide sufficient information if the linkage was fixed or not, consider the linkage as fixed.

A vehicle towing another motor vehicle is not considered to be a trailer but is considered to be a towed vehicle (see **attributes Vehicle Towing Another Motor Vehicle - Fixed Linkage or Vehicle Towing Another Motor Vehicle - Non-Fixed Linkage**).

A converter dolly is a device used to hitch a trailer to another semi-trailer or straight truck and is not counted as a separate trailing unit. For combination vehicles (medium/heavy trucks), count only the cargo-carrying units.

No Trailing Units is used when this vehicle was not pulling or towing a wheeled unit.

One Trailing Unit is used when on trailer was being pulled by this vehicle.

Two Trailing Units is used when this vehicle was pulling two trailers.

Three or More Trailing Units is used when this vehicle was pulling three or more trailers.



Yes, Number of Trailing Units Unknown is used when it is known that there was a trailer(s) but the number of trailers cannot be determined.

Vehicle Towing Another Motor Vehicle – Fixed Linkage is used to identify that a vehicle was towing another motor vehicle(s) connected by a fixed linkage. The towed vehicle will have two or more wheels on the ground. This will most commonly apply to drive-away / tow-away tow trucks. These are vehicles equipped with a mechanism designed to be attached to a towed vehicle (e.g. hoist). This attribute would also be used for saddle-mounted towed vehicles. An example of a saddle-mount unit would be a bobtail towing one or more other bobtails. **This attribute** does not apply to vehicles towed by being loaded on a flatbed or auto transporter.

Vehicle Towing Another Motor Vehicle – Non-Fixed Linkage is used to identify that a vehicle was towing another motor vehicle(s) connected by a non-fixed linkage. A non-fixed linkage includes ropes, chains or cables.

Unknown is used when it cannot be determined from any information if a unit was being pulled or towed.

FARS SPECIAL INSTRUCTIONS:

For vehicles being towed by an illegal hitch (rope, chain, cable), use the attribute Towing or Pushing Improperly for the data element Related Factors - Driver Level.

GES SPECIAL INSTRUCTIONS:

The intent of this data element is to determine if the vehicle was pulling a trailing unit. If the linkage is fixed, then the trailing unit is considered a towed unit. If the linkage is not fixed (e.g., one vehicle is pulling another using a rope), then each vehicle is considered to be separate.

Consistency Checks:

	IF	THEN
(2B0P) 1.	JACKKNIFE equals 1-3,	VEHICLE TRAILING must not equal 0, 9.
(4R0P) 2.	SEATING POSITION equals 54,	VEHICLE TRAILING must not equal 0.
(5B0P) 3.	JACKKNIFE equals 0, and BODY TYPE equals 66,	VEHICLE TRAILING must not equal 1-4.



	IF	THEN
(AD0P) 4.	VEHICLE CONFIGURATION equals 04, 06-08,	VEHICLE TRAILING must not equal 0.
(AE0P) 5.	VEHICLE CONFIGURATION equals 05 and CARGO BODY TYPE does not equal 12,	VEHICLE TRAILING must equal 0.
(AL1P) 6.	SEQUENCE OF EVENTS equals 51, 62,	VEHICLE TRAILING must not equal 0.
(CI0P) 7.	VEHICLE TRAILING equals 1-4,	JACKKNIFE must not equal 0.
(V020) 8.	VEHICLE TRAILING equals 1,	BODY TYPE should not equal 50-52, 80-83, 88-91.
(V110) 9.	either RELATED FACTORS-VEHICLE LEVEL equals 15,	VEHICLE TRAILING should not equal 0.
(V16P) 10.	RELATED FACTORS-DRIVER LEVEL equals 88,	VEHICLE TRAILING must not equal 0, 9.
(V170-V260 & 4F1P-4F0P) 11.	NUMBER OF OCCUPANTS is 01-96 , BODY TYPE equals __, VEHICLE TRAILING equals 0, and NUMBER OF OCCUPANTS is greater than __,	a consistency check (__) will be given.



BODY TYPE	Q	P
01-05, 07-09, 14, 15, 19, 97	8 (V170)	20 (4F1P)
06, 11, 16	12 (V180)	22 (4F2P)
12	15 (V190)	25 (4F3P)
80-83, 88-89	2 (V200)	5 (4F4P)
42, 73	12 (V210)	30 (4F5P)
60-65, 71-72, 79	12 (V220)	55 (4F6P)
66	5 (V230)	50 (4F7P)
91	2 (V240)	10 (4F8P)
90	8 (V250)	20 (4F9P)
99	5 (V260)	10 (4F0P)



IF	THEN
(V340-V430) (4C1P-4C0P) 12. NUMBER OF OCCUPANTS is 01-96 , BODY TYPE equals __, VEHICLE TRAILING does NOT equal 0, and NUMBER OF OCCUPANTS is greater than __,	a consistency check (__) will be given.
BODY TYPE	
01-05, 07-09, 14, 15, 19, 97	Q
06, 11, 16	8 (V340)
12	12 (V350)
80-83, 88-89	15 (V360)
42, 73	2 (V370)
60-65, 71-72, 79	12 (V380)
66	12 (V390)
91	5 (V400)
90	2 (V410)
99	8 (V420)
	5 (V430)
	P
	15 (4C1P)
	22 (4C2P)
	25 (4C3P)
	5 (4C4P)
	30 (4C5P)
	55 (4C6P)
	77 (4C7P)
	10 (4C8P)
	20 (4C9P)
	10 (4C0P)
(V59P) 13. VEHICLE CONFIGURATION equals 06,	BODY TYPE must equal 66, and VEHICLE TRAILING must equal 1.
(V60P) 14. VEHICLE CONFIGURATION equals 07,	BODY TYPE must equal 66, and VEHICLE TRAILING must equal 2.
(V61P) 15. VEHICLE CONFIGURATION equals 08,	BODY TYPE must equal 66, and VEHICLE TRAILING must equal 3.
(V68P) 16. CARGO BODY TYPE equals 12,	VEHICLE TRAILING must equal 5.
(V810) 17. BODY TYPE equals 67, and VEHICLE TRAILING equals 1-4,	VEHICLE CONFIGURATION should equal 04, and CARGO BODY TYPE should equal 01, 03-04, 09.

	IF	THEN
(V915)	18. BODY TYPE equals 67, and VEHICLE TRAILING equals 0,	VEHICLE CONFIGURATON should equal 01, and CARGO BODY TYPE should equal 97.
(V983)	19. VEHICLE TRAILING equals 3,	STATE should equal 04, 08, 16, 18, 20, 30-32, 38-41, 46, 49.
(V984)	20. STATE does not equal 04, 08, 16, 18, 20, 30-32, 38-41, 46, 49,	VEHICLE TRAILING should not equal 3.
(V985)	21. VEHICLE TRAILING equals 5,	VEHICLE CONFIGURATION should not equal 04, 06-08, 20-21.

GROSS VEHICLE WEIGHT RATING (GVWR)/ GROSS COMBINATION WEIGHT RATING (GCWR)

Format: 1 numeric

Element Values:

Blank

- 0 Not Applicable
- 1 10,000 lbs. or less
- 2 10,001 lbs. – 26,000 lbs.
- 3 26,001 lbs. or more
- 9 Unknown

Remarks:

Prior to 2007, FARS only considered the power unit in recording the element Gross Vehicle Weight Rating (GVWR). Starting in 2007, the element was modified to allow Gross Combination Weight Rating (GCWR) to be recorded for combination vehicles to match the nationally accepted reporting criteria for this element (FMCSA's SAFETYNET and MMUCC).

Use of GCWR instead of GVWR will only impact these vehicles:

1. Light trucks, 10,000 lbs. or less, pulling trailers (truck/trailers)(greater than 10,000 lbs. GCWR)
2. Single-unit trucks, less than 26,000 lbs., pulling trailers (truck/trailers) (greater than 26,000 lbs. GCWR)



This information should be available on your **Police Accident Report (PAR)** or Truck and Bus Supplement with other elements required by the Federal Motor Carrier Safety Administration (FMCSA) for commercial vehicles.

Record the applicable weight range for a single vehicle's Gross Vehicle Weight Rating (GVWR) or combination vehicle's Gross Combination Weight Rating (GCWR).

It may appear as a numeric value or as a range of values like those displayed above. For verification of the reported range, see the procedures outlined below.

Gross Vehicle Weight Rating (GVWR) is the value specified by the manufacturer as the recommended maximum loaded weight of a single motor vehicle.

Gross Combination Weight Rating (GCWR) is the value specified by the manufacturer(s) as the recommended maximum loaded weight of a combination (articulated) motor vehicle. This is for truck tractors and single-unit trucks pulling a trailer(s). GCWR is the sum of the gross vehicle weight ratings (GVWR) of all units, power unit and its trailer(s).

- For Truck/Trailer Combinations: If your state records the GVWR of the power unit and trailer(s) in separate fields, be sure to add together the GVWRs of all the units when recording this element.

Not Applicable should be used for vehicles 10,000 lbs. or less, not displaying a hazardous materials placard, for buses less than 9 seats (including driver), and for all motor homes.

10,000 lbs. or less should be used for passenger cars and light trucks with 10,000 lbs. or less GVWR/GCWR when displaying a hazardous materials placard or for buses with 9 or more seats (including driver) with 10,000 lbs. GVWR or less.

PROCEDURE FOR VERIFICATION OF GVWR/GCWR RANGE:

The MDE provides PCVINA codes for GVWR. Next to Vehicle Identification Number (VIN), click on check box, and then click on "Show Details" under the "R. L. Polk" column. Use the table below to translate the code for GVWR.

NOTE: PCVINA only provides the GVWR of a single vehicle or the GVWR of the power unit in a combination unit motor vehicle.

- For Truck / Trailer Combinations:
 1. If the PCVINA VIN return fits within the range provided on the PAR or Truck and Bus supplement, use that value.
 2. If the PCVINA VIN return falls below the range provided on the PAR or Truck and Bus Supplement, use the value provided on the crash report to account for the addition of the trailer's GVWR.
- If GVWR/GCWR information is unavailable or not reported on your PAR or Truck/Bus Supplement, utilize the information on the power unit provided by PCVINA to code this element.
- If the GVWR/GCWR is available on your PAR or Truck/Bus Supplement, and PCVINA does not return a value, use the information provided on your crash report.

Unknown should be used when GVWR/GCWR information is unavailable on your PAR or Truck/Bus Supplement and PCVINA is unable to return a value.

See Comparison of PCVINA and FARS Codes for GVWR/GCWR below.

**COMPARISON OF PCVINA AND FARS CODES FOR
GVWR/GCWR**

PCVINA (trucks only)	FARS CODES
	0 – Not Applicable
1 – 6,000 lbs. or less 2 – 6,001 – 10,000 lbs.	1 – 10,000 lbs. and less
3 – 10,001 – 14,000 lbs. 4 – 14,001 – 16,000 lbs. 5 – 16,001 – 19,500 lbs. 6 – 19,501 – 26,000 lbs.	2 – 10,001 – 26,000 lbs.
7 – 26,001 – 33,000 lbs. 8 – 33,001 lbs. or more	3 – 26,001 lbs. or more
9 – Unknown	9 – Unknown

Consistency Checks:

	IF	THEN
(V502)	1. GVWR/GCWR equals 0, and HM1 equals 1,	VEHICLE CONFIGURATION and CARGO BODY TYPE must equal 00.
(V503)	2. GVWR/GCWR equals 1,	HM2 should equal 2, or VEHICLE CONFIGURATION should equal 20-21.
(V504)	3. GVWR/GCWR equals 1,	BODY TYPE should equal 01-22, 28-39, 41-49.
(V505)	4. GVWR/GCWR equals 9,	BODY TYPE should not equal 61-63, 66-67.
(V506)	5. BODY TYPE equals 60,	GVWR/GCWR should equal 2.
(V507)	6. BODY TYPE equals 01-20, 28-30, 32-39, 45-49,	GVWR/GCWR should equal 0-1.
(V50P)	7. BODY TYPE equals 61-62, 67, 71, and VEHICLE CONFIGURATION does not equal 04,	GVWR/GCWR must equal 2, 9. (See GVWR/GCWR Remarks on how to use PCVina to determine GVWR.)

	IF	THEN
(V51P)	8. BODY TYPE equals 63, 66, 72,	GVWR/GCWR must equal 3. (See GVWR/GCWR Remarks on how to use PCVina to determine GVWR.)
(V52P)	9. BODY TYPE equals 64,	GVWR/GCWR must equal 9. (See GVWR/GCWR Remarks on how to use PCVina to determine GVWR.)
(V532)	10. VEHICLE CONFIGURATION equals 01-08, 19,	GVWR/GCWR should equal 2-3, 9.
(V540)	11. BODY TYPE equals 42, 65, 73, and HM1 equals 1,	GVWR/GCWR should equal 0.
(V62P)	12. If CARGO BODY TYPE equals 01-12, 97-98, and VEHICLE IDENTIFICATION NUMBER is not Blank or Unknown,	GVWR/GCWR must equal 2-3.
(V64P)	13. BODY TYPE equals 60-64, 66-72, 78,	GVWR/GCWR must not equal 0-1.
(V65P)	14. GVWR/GCWR equals 2-3,	VEHICLE CONFIGURATION must not equal 00 and CARGO BODY TYPE must not equal 00.
(VA70)	15. GVWR/GCWR equals 1, and HM2 equals 2,	VEHICLE CONFIGURATION must equal 70, 80.

CARGO BODY TYPE

Format: 2 numeric

Element Values:



Blanks

- 00 **Not Applicable**
- 01 Van/Enclosed Box
- 02 Cargo Tank
- 03 Flatbed
- 04 Dump
- 05 Concrete Mixer
- 06 Auto Transporter
- 07 Garbage/Refuse
- 08 Grain/Chips/Gravel
- 09 Pole - **Trailer**
- 10 Log
- 11 Intermodal **Container** Chassis
- 12 Vehicle Towing Another Motor Vehicle
- 22 **Bus**
- 96 No Cargo Body Type
- 97 **Other**
- 98 **Unknown Cargo Body Type**
- 99 **Unknown**



Remarks:

This information should be available on the PAR or Truck and Bus Supplement with other elements required by the Federal Motor Carrier Safety Administration (FMCSA) for commercial vehicles.

You should expect to find cargo body types for the following commercial vehicles:

1. Light trucks pulling a trailer with gross combination weight rating (GCWR) greater than 10,000 lbs.
2. Medium/Heavy Trucks: vehicles with GVWR greater than 10,000 lbs.
3. Buses with 9 or more seats (including the driver).
4. Light Trucks, Vans and Passenger Vehicles displaying a hazardous materials placard.



Not Applicable is used for automobiles, motorcycles, **passenger vans** (with less than 9 seats, including driver) and single-unit small trucks or vans (10,000 lbs. or less GVWR), not **displaying** hazardous **material placard**.

Van/Enclosed Box is used for all enclosed trailers and enclosed cargo vans.

Flatbed *is used when the available information refers to* a cargo body without sides or roof, with or without readily removable stakes which may be tied together with chains/slats or panels. This includes “stake trucks.”

Dump *is used when the available information* refers to a cargo body designed to be tilted to discharge its load by gravity.

Auto Transporter *is used when the available information refers to a cargo body* capable of transporting multiple, fully assembled automobiles on an “auto transporter” trailer. Do not use **this** code for flatbeds transporting vehicles (e.g., flatbed tow truck, or flatbed semi-trailer carrying wrecked/salvaged automobiles).

Garbage/Refuse *is used when the available information refers to a cargo body that is specifically designed to collect and transport garbage and refuse. This includes both conventional rear-loading and over-the-top bucket loading garbage trucks. Also* included are recycle trucks **and roll-off style garbage trucks**.

Grain/Chips/Gravel *is used when the available information* refers to trucks that discharge their loads by gravity from the bottom. (*i.e.*, belly dump).

Pole-Trailer *is used when the available information refers to* a cargo body type that consists of a trailer designed to be attached to a towing vehicle by a reach or pole or by being boomed and secured to the towing vehicle. These are ordinarily used to carry property of a long or irregular shape, such as telephone poles. The pole **trailer** extends or retracts to accommodate varying lengths of cargo.

Log *is used when the available information refers to* a cargo body type with a fixed middle beam and side support posts specifically designed for carrying logs. **This includes** single-unit log trucks.

Pole-Trailer and Log *may be listed on a PAR as* “Pole/Log”. If the trailer can telescope to carry different log lengths, then it should be considered a **Pole-Trailer**.

Intermodal Container Chassis *is used when the available information refers to* a cargo body type used for a trailer specifically designed to have a rail or ship container mounted directly on the chassis. These should not be confused with van/enclosed box cargo body types. Intermodal containers may also be mounted on a flatbed trailer, in which case **Flatbed** is the cargo body type.

Vehicle Towing Another Motor Vehicle *is used when the available information* refers to vehicles that have no cargo carrying capability but are in the act of towing another motor vehicle where the towed vehicle has at least two wheels on the ground. These are often called “drive-away, tow-aways” and will be applicable to tow trucks and specially rigged truck tractors. **This includes** “saddlemount” configurations. Does not apply to vehicles “towed” by being loaded on a flatbed or auto transporter.

Bus *is a motor vehicle with seating for transporting nine or more persons, including the driver.*

No Cargo Body Type is used for any medium heavy truck with no cargo carrying capability (bobtail); a truck chassis with a cab only (stripped chassis); and light trucks and passenger vehicles displaying a hazardous materials placard.

Other is used when the cargo body type is other than the body types listed **above**. **This includes** 2-axle, 6 tire pickups greater than 10,000 lb without a trailer. This does not include a pickup pulling a trailer (truck/trailer). Use the Cargo Body Type of the attached trailer in these situations. **This attribute previously** included “log trucks” which are now recorded under **the attribute Log**.

Unknown Cargo Body Type is used when the **vehicle qualifies for this data element but the** cargo body type is not known or when there is not enough information to distinguish one cargo body type from another. An example would be contradictory data on whether the truck is a van/enclosed box or a flatbed.

Unknown *is used when there is not enough information to identify the vehicle.*








NOTE: For truck/trailer vehicle configurations where the power unit and trailer have different cargo body types, code the cargo body type of the power unit. For example, a dump truck pulling a flatbed trailer should be coded as **Dump**.



For truck/trailer vehicle configurations where the power unit’s Cargo Body Type would be coded **No Cargo Body** or **Other**, code the cargo body of the trailer. For example: a dual-rear-wheel pickup truck pulling a flatbed trailer should be coded as **Flatbed**.

FARS SPECIAL INSTRUCTIONS:

Prior to 2007, **Vehicle Towing Another Motor Vehicle** was recorded as code “96 – No Cargo Body”.

Consistency Checks:

	IF	THEN
	(AB1P) 1. VEHICLE CONFIGURATION equals 01,	CARGO BODY TYPE must not equal 22 .
	(AE0P) 2. VEHICLE CONFIGURATION equals 05 <i>and</i> CARGO BODY TYPE does not equal 12,	VEHICLE TRAILING must equal 0.
	(AF1P) 3. VEHICLE CONFIGURATION equals 20,	CARGO BODY TYPE must equal 22 .
	(AK00) 4. CARGO BODY TYPE equals 22, 96,	JACKKNIFE should equal 0.
	(AL0P) 5. CARGO BODY TYPE <i>equal</i> 22,	BODY TYPE <i>should</i> equal 21, 50-52, 58-59.
	(AM0P) 6. CARGO BODY TYPE does not equal 00, 99,	BODY TYPE should equal 15-16, 21, 28, 31, 40-41, 45, 48-52, 58-64, 66-67, 71-72, 78, 92-93, or HM2 must equal 2.
	(V470) 7. VEHICLE CONFIGURATION equals 01,	CARGO BODY TYPE should be 01-05, 07, 12, 96.
	(V47P) 8. VEHICLE CONFIGURATION equals 21,	CARGO BODY TYPE must equal 22 .
	(V502) 9. GVWR/GCWR equals 0, and HM1 equals 1,	VEHICLE CONFIGURATION and CARGO BODY TYPE must equal 00.
	(V531) 10. BUS USE equals 1-7,	VEHICLE CONFIGURATION should equal 20-21, and CARGO BODY TYPE should equal 22 .
	(V57P) 11. VEHICLE CONFIGURATION equals 05,	CARGO BODY TYPE must equal 12, 96, and BODY TYPE must equal 66.

	IF	THEN
	(V62P) 12. CARGO BODY TYPE equals 01-12, 97-98, and VEHICLE IDENTIFICATION NUMBER is not Blank or Unknown,	GVWR/GCWR must equal 2-3.
	(V65P) 13. GVWR/GCWR RATING equals 2-3,	VEHICLE CONFIGURATION must not equal 00 and CARGO BODY TYPE must not equal 00.
	(V660) 14. CARGO BODY TYPE does not equal 00, 99,	BODY TYPE should NOT equal 28, 30, 42, 45, 48-49.
	(V68P) 15. CARGO BODY TYPE equals 12,	VEHICLE TRAILING must equal 5.
	(V790) 16. BODY TYPE equals 20,	VEHICLE CONFIGURATION should equal 00, and CARGO BODY TYPE should equal 00.
	(V800) 17. BODY TYPE equals 21-22, 28-29,	VEHICLE CONFIGURATION should equal 00, 04, 20-21, 70, 99, and CARGO BODY TYPE should equal 00-01, 22 , 99.
	(V810) 18. BODY TYPE equals 67, and VEHICLE TRAILING equals 1-4,	VEHICLE CONFIGURATION should equal 04, and CARGO BODY TYPE should equal 01, 03-04, 09.
	(V830) 19. BODY TYPE equals 40,	VEHICLE CONFIGURATION should equal 01, 03-04, 19-20, 70, and CARGO BODY TYPE should equal 01-04, 07, 09, 12, 96-98.
	(V840) 20. BODY TYPE equals 50-59,	VEHICLE CONFIGURATION should equal 21, and CARGO BODY TYPE should equal 22 .

	IF	THEN
(V850)	21. BODY TYPE equals 60,	VEHICLE CONFIGURATION should equal 01, 03-04, and CARGO BODY TYPE should equal 01.
(V860)	22. BODY TYPE equals 61-64,	VEHICLE CONFIGURATION should equal 01-04, and CARGO BODY TYPE should equal 01-10, 12, 96-98.
(V870)	23. BODY TYPE equals 65,	VEHICLE CONFIGURATION should equal 00, and CARGO BODY TYPE should equal 00.
(V880)	24. BODY TYPE equals 66,	VEHICLE CONFIGURATION should equal 05-08, 19, and CARGO BODY TYPE should equal 01-04, 06-12, 96-98.
(V890)	25. BODY TYPE equals 71-72,	VEHICLE CONFIGURATION should equal 19, and CARGO BODY TYPE should equal 01-04, 08, 10, 96-98.
(V900)	26. BODY TYPE equals 73,	VEHICLE CONFIGURATION should equal 00, and CARGO BODY TYPE should equal 00.
(V910)	27. BODY TYPE equals 78,	VEHICLE CONFIGURATION should equal 19, and CARGO BODY TYPE should equal 98.
(V915)	28. BODY TYPE equals 67, and VEHICLE TRAILING equals 0,	VEHICLE CONFIGURATION should equal 01, and CARGO BODY TYPE should equal 97
(V920)	29. BODY TYPE equals 79,	VEHICLE CONFIGURATION should equal 99, and CARGO BODY TYPE should equal 99.
(V930)	30. VEHICLE CONFIGURATION equals 00, or CARGO BODY TYPE equals 00,	BODY TYPE should not equal 50-64, 66-72, 78-79.

IF**THEN**

(V940) 31. HM1 equals 2,

VEHICLE CONFIGURATION
should not equal 00, 99 and
CARGO BODY TYPE should not
equal 00, 99.



(VH80) 32. UNIT TYPE equals 4,

CARGO BODY TYPE should not
equal 06-07, 11-12, **22**.

HAZARDOUS MATERIAL INVOLVEMENT/PLACARD

Format: 1 set, 1 numeric; 1 set, 1 numeric; 1 set, 4 numeric; 1 set, 2 numeric; 1 set, 1 numeric

Element Values:

HM1: Hazardous Materials Involvement

Blank

1 No
2 Yes

HM2: Placard

Did This Motor Vehicle Display a Hazardous Material (HM) Placard?

Blank

0 Not Applicable
1 No
2 Yes
8 Not Reported

HM3: 4-digit Hazardous Material Identification Number

Blanks

0000 Not Applicable
Actual 4-digit number except:
8888 Not Reported

HM4: 2-digit Hazardous Material Class Number

Blanks

00 Not Applicable
01-09 Actual 1-digit number (with leading zero)
88 Not Reported

HM5: Release of Hazardous Material from the Cargo Compartment

Blank

0 Not Applicable
1 No
2 Yes
8 Not Reported

Remarks:

Beginning 2007, this element replaced the element Hazardous Cargo.

This element must be coded for all vehicles.

Placard and Hazardous Materials Released information should be available on your PAR or Truck and Bus Supplement with other elements required by the Federal Motor Carrier Safety Administration (FMCSA) for commercial vehicles.

Hazardous Material is a substance or material which has been designated by the U.S. Department of Transportation, or other authorizing entity, as capable of posing an unreasonable risk to health, safety and property when transported in commerce. Any motor vehicle transporting hazardous materials in quantities above the thresholds established by the U.S. Department of Transportation, or other authorized entity is required to display a hazardous materials placard.

Exclusions:

- Fuel or oil carried by the vehicle for its own use.

Hazardous Materials Placard: is a sign required to be affixed to any motor vehicle transporting hazardous materials in quantities above the thresholds established by the U.S. Department of Transportation, or other authorized entity. This placard identifies the 1-digit hazard class division number, 4-digit hazardous material identification number or name of the hazardous material being transported.

Vehicle transporting hazardous materials should have a diamond-shaped placard affixed indicating the material carried. (See list of examples below.)

HM1– Hazardous Materials Involvement

No is used when there is no indication of hazardous materials for this vehicle in the case materials.

If HM1 is **No**, HM2-HM5 will be coded **Not Applicable**.

Yes is used when hazardous materials were indicated for this vehicle in the case materials. Examples for code **Yes**:

1. The officer records any information about a placard, whether or not he indicates that the vehicle was carrying hazardous materials.
2. The officer does not record any information about a placard, however, you know that hazardous material was involved.
3. Information identifying hazardous material is blank, but you know that hazardous material was released.





HM2 – Hazardous Materials Placard

Not Applicable *is used when there is no* indication of hazardous materials for this vehicle in the case *materials* (HM1 equals **No**).

No *is used when* hazardous materials **are** involved, but the officer indicates there was no placard.

Yes *is used when* hazardous materials **are** involved, and the vehicle does have a placard.

Not Reported *is used when* hazardous materials **are** involved, but the crash report does not record any information about the presence of a placard.

HM3 – 4-Digit Hazardous Materials Identification Number

Not Applicable – No indication of hazardous materials for this vehicle in *the* case *materials* (HM1 equals **No**).

Actual 4-digit Number – Record the 4-digit Hazardous Materials Identification Number reported in *the* case *materials*.

Not Reported – Hazardous materials involved, but the 4-digit number was not recorded or this field is not available on your crash report. If you are provided the name of the hazardous material on your report but not the 4-digit number, use this code and be sure to record the 1-digit class number if it is provided.

HM4 – 1-Digit Hazardous Materials Class Number

Not Applicable – No indication of hazardous materials for this vehicle in *the* case *materials* (HM1 equals **No**).

Actual 2-digit Class Number (01-09) – Record the 1-digit Hazardous Materials Class Number recorded on your crash report with a leading zero (e.g., if the 1-digit class number is 5, enter “05”). If you were given a two-digit number with decimal point, record only the first digit with a leading zero (e.g., if the class number is “1.3” you should record “01”). See chart on nine classes of Hazardous Materials on following page.

Not Reported – Hazardous Materials involved, but the 1-digit number was not recorded or this field is not available *in the* crash *materials*.

HM5 – Release of Hazardous Materials from Cargo Compartment

Not Applicable – No indication of hazardous materials for this vehicle in *the* case *materials* (HM1 equals **No**).

No – Hazardous Materials involved, and the officer indicates there was no release of the material(s) from the cargo compartment.

Yes – Hazardous Materials involved, and the officer indicates there was a release of the material(s) from the cargo compartment.

Not Reported – Hazardous Materials involved, and you can't determine from the crash *materials* whether or not hazardous material was released from the cargo compartment.

Do not include fuel or oil carried by the vehicle for its own use which has been released.

Examples of Hazardous Materials are:

Any transport vehicle containing any quantity of the following classes of material must be placarded:

- Explosives (1.1, 1.2, 1.3)
- Poison Gas
- Materials Dangerous When Wet
- Poison
- Radioactive

Any transport vehicle containing over 1,001 lbs. or more (gross weight) of the following classes of materials must be placarded:

- Explosives (1.4, 1.5, 1.6)
- Flammable and Non Flammable Gas
- Flammable/Combustible Liquid (gasoline, fuel oil)
- Flammable Solid/Spontaneously Combustible
- Oxidizer/Organic Peroxide
- Poison
- Radioactive
- Corrosive
- Other (A material which presents a hazard during transportation which is not included in any other hazard class)

9 CLASSES OF HAZARDOUS MATERIALS

<p>Class 1: Explosives Divisions: 1.1, 1.2, 1.3, 1.4, 1.5, 1.6</p>	<p>Class 2: Gases Divisions: 2.1, 2.2, 2.3</p>	<p>Class 3: Flammable Liquid and Combustible Liquid</p>	<p>Class 4: Flammable Solid, Spontaneously Combustible, and Dangerous When Wet Divisions 4.1, 4.2, 4.3</p>	<p>Class 5: Oxidizer and Organic Peroxide Divisions 5.1, 5.2</p>
<p>Class 6: Poison (Toxic) and Poison Inhalation Hazard</p>	<p>Class 7: Radioactive</p>	<p>Class 8: Corrosive</p>	<p>Class 9: Miscellaneous</p>	<p>Dangerous</p>

Consistency Checks:



	IF	THEN
(4N4P)	1. MOTOR CARRIER IDENTIFICATION NUMBER does not equal 00-000000000,	BODY TYPE must equal 21, 28, 31, 40, 45, 48-52, 58-64, 66-67, 71-72, 78, 92-93, 99, or HM2 must equal 2.
(4N5P)	2. BODY TYPE does not equal 21, 28, 31, 40, 45, 48-52, 58-64, 66-67, 71-72, 78, 92-93, or HM2 does not equal 2,	MOTOR CARRIER IDENTIFICATION NUMBER must equal 00-000000000, 99-999999999.
(4S1P)	3. <i>BODY TYPE equals 80-83, 88, 89 and HM1 does not equal 1,</i>	<i>COMPLIANCE WITH LICENSE ENDORSEMENTS must equal 0.</i>
(9K0P)	4. HM2 equals 2,	REGISTRATION STATE must not equal 00.
(AH0P)	5. VEHICLE CONFIGURATION does not equal 00, 99,	BODY TYPE should equal 15-16, 21, 28, 31, 40-41, 45, 48-52, 58-64, 66-67, 71-72, 78, 92-93, or HM2 must equal 2.
(AM0P)	6. CARGO BODY TYPE does not equal 00, 99,	BODY TYPE should equal 15-16, 21, 28, 31, 40-41, 45, 48-52, 58-64, 66-67, 71-72, 78, 92-93, or HM2 must equal 2.
(D270)	7. BODY TYPE equals 50-52, 63, 66, 72, or HM1 equals 2,	COMMERCIAL MOTOR VEHICLE LICENSE STATUS should not equal 0.
(D280)	8. VEHICLE CONFIGURATION equals 05-08, 21, or HM1 equals 2,	COMMERCIAL MOTOR VEHICLE LICENSE STATUS should not equal 0.
(D300)	9. HM2 equals 2,	COMMERCIAL MOTOR VEHICLE LICENSE STATUS should not equal 0, 9.

	IF	THEN
(D310)	10. HM2 equals 2,	COMPLIANCE WITH LICENSE ENDORSEMENTS should equal 1-3.
(D440)	11. COMMERCIAL MOTOR VEHICLE LICENSE STATUS equals 0,	BODY TYPE should not equal 50-52, 63, 66, 72, and HM2 should not equal 2.
(D450)	12. COMMERCIAL MOTOR VEHICLE LICENSE STATUS equals 0,	VEHICLE CONFIGURATION should not equal 05-08, 21, and HM2 should not equal 2.
(D580)	13. VIOLATIONS CHARGED equals 85,	HM1 should equal 2.
(V070)	14. HM1 equals 2,	REGISTRATION STATE should not equal 92.
(V090)	15. HM1 equals 2,	COMMERCIAL MOTOR VEHICLE LICENSE STATUS should equal 6, 9.
(V100)	16. HM1 equals 2, and RELATED FACTORS-DRIVER LEVEL does not equal 19,	COMMERCIAL MOTOR VEHICLE LICENSE STATUS should not equal 1-2, 5.
(V502)	17. GVWR/GCWR equals 0, and HM1 equals 1,	VEHICLE CONFIGURATION and CARGO BODY TYPE must equal 00.
(V503)	18. GVWR/GCWR equals 1,	HM2 should equal 2, or VEHICLE CONFIGURATION should equal 20-21.
(V540)	19. BODY TYPE equals 42, 65, 73, and HM1 equals 1,	GVWR/GCWR should equal 0.
(V570)	20. HM1 equals 2,	REGISTERED VEHICLE OWNER should not equal 0, 1-2, 4.
(V580)	21. HM1 equals 2,	REGISTERED VEHICLE OWNER should equal 3.

	IF	THEN
(V940)	22. HM1 equals 2,	VEHICLE CONFIGURATION should not equal 00, 99, and CARGO BODY TYPE should not equal 00, 99.
(V980)	23. BODY TYPE equals 28, 45, 48-52, 58-64, 66-67, 71-72, 78, 93, or HM1 equals 2,	MOTOR CARRIER IDENTIFICATION NUMBER should not equal 00-000000000.
(VA00)	24. HM1 equals 1,	HM2, HM5 must equal 0, HM4 must equal 00, and HM3 must equal 0000.
(VA10)	25. HM1 equals 2,	HM2, HM5 must not equal 0, HM4 must not equal 00, and HM3 must not equal 0000.
(VA20)	26. any of HM2, HM5 equals 0, or HM4 equal 00, or HM3 equals 0000,	HM1 must equal 1.
(VA30)	27. any of HM2, HM5 does not equal 0, or HM4 does not equal 00, or HM3 does not equal 0000,	HM1 must equal 2.
(VA40)	28. HM5 equals 2,	HM3 should not equal 8888 or HM4 should not equal 88.
(VA50)	29. HM3 equals 8888 and HM4 equals 88,	HM5 should not equal 2.
(VA60)	30. HM3 does not equal blanks, 0000, 8888, or HM4 does not equal blank, 00, 88,	HM2 should equal 2.
(VA70)	31. GVWR/GCWR equals 1, and HM2 equals 2,	VEHICLE CONFIGURATION must equal 70, 80.

SEQUENCE OF EVENTS

Format: 2 numeric, occurring 6 times

Must be coded for an original submission.

Element Values:

Blanks

00 No Event

Non-Collision

- 01 Overturn/Rollover
- 02 Fire/Explosion* (Always code if present)
- 03 Immersion
- 04 Gas Inhalation*
- 05 Fell/Jumped from Vehicle
- 06 Injured in Vehicle*
- 16 Thrown or Falling Object
- 44 Pavement Surface Irregularity (Pothole, Grooved, Grates)
- 47 Vehicle Occupant Struck or Run Over by Own Vehicle
- 51 Jackknife
- 60 Cargo/Equipment Loss or Shift
- 61 Equipment Failure (blown tire, brake failure, etc.)
- 62 Separation of Units
- 63 Ran Off Road - Right
- 64 Ran Off Road - Left
- 65 Cross Median/Centerline
- 66 Downhill Runaway
- 67 Vehicle Went Airborne
- 07 Other Non-Collision

Collision with Motor Vehicle

Collision Involving Motor Vehicles In-Transport

- 12 Motor Vehicle In-Transport on Same Roadway
- 13 Motor Vehicle In-Transport on Different Roadway
- 54 Motor Vehicle In-Transport Strikes or is Struck by Cargo, Persons or Objects Set-in-Motion from/by Another Motor Vehicle In-Transport
- 55 Motor Vehicle in Motion Outside the Trafficway

Collision Involving Motor Vehicles NOT In-Transport

- 14 Parked Motor Vehicle or Motor Vehicle Stopped Off Roadway
- 45 Working Motor Vehicle (Construction, Maintenance or Utility Vehicle Only)

Collision with Objects Not Fixed

- 08 Pedestrian
- 15 Non-Motorist on Personal Conveyance
- 09 Pedal Cycle
- 10 Railway Train
- 11 Live Animal
- 49 Ridden Animal or Animal-Drawn Conveyance
- 18 Other Object (not fixed)

Collision with Fixed Object

- 17 Boulder
- 19 Building
- 20 Impact Attenuator/Crash Cushion*
- 21 Bridge Pier or Abutment
- 22 Bridge Parapet End
- 23 Bridge Rail
- 50 Bridge Overhead Structure
- 24 Guardrail Face
- 52 Guardrail End
- 25 Concrete Traffic Barrier
- 57 Cable Barrier
- 26 Other Traffic Barrier
- 27 Highway/Traffic Sign Post/Sign
- 46 Traffic Signal Support/Signal
- 28 Overhead Sign Support/Sign
- 29 Luminaire/Light Support
- 30 Utility Pole
- 31 Other Post, Other Pole, or Other Supports
- 32 Culvert
- 33 Curb
- 34 Ditch
- 35 Embankment – Earth
- 36 Embankment – Rock, Stone, or Concrete
- 37 Embankment – Material Type Unknown
- 38 Fence
- 39 Wall
- 40 Fire Hydrant
- 41 Shrubbery
- 42 Tree (Standing Tree Only)
- 48 Snow Bank
- 53 Mail Box
- 43 Other Fixed Object
- 99 Unknown

***These values are unlikely occurrences and will raise an error flag.**

Remarks:



Definition: Events in sequence related to this motor vehicle, including both non-collisions as well as collision events, regardless of injury and/or property damage. Code each event for this vehicle in the order in which they occur, time wise (up to six events), from the **Police Accident Report (PAR)** narrative and diagram. **Jackknife, Cargo/ Equipment Loss or Shift, Equipment Failure, Ran-off-Road, Cross Median/Center Line, Downhill Runaway**, do not necessarily have to produce injury or damage.

Each coded vehicle must have at least one of the six Sequence of Events fields coded "01-55, 57, 60-67 or 99".

Make sure that the Most Harmful Event for this vehicle is included in the sequence.



Make sure that the First Harmful Event is coded in the sequence for one of the vehicles in the **crash**.

Fire/Explosion must always be recorded in the Sequence of Events if present in the crash.

For crashes with more than six events in the sequence, omit the code(s) least relevant to describing the crash (example: A vehicle runs off road right, then crosses center line, then runs off the road left. You could omit the code "65 – Cross Median/ Centerline" from the sequence because if you run off the road right and then run off the road left, you would have to cross the median/centerline).

No Event is used to indicate the end of a sequence when less than six events are coded. Do not leave any sequence of events field blank, "00" fill if codes "01-55, 60-67, 99" do not apply to Sequence of Events fields 2-6.

Overturn/Rollover is used when a vehicle rotates 90° or more, side-to-side or end-to-end, producing the damage or injury. Overturn/Rollover should be treated as a single event when a vehicle performs multiple rotations in a crash. For motorcycles, laying the motorcycle down on its side is sufficient to code overturn as an event if damage or injury is produced even though Element "V19 – ROLLOVER" is not applicable to motorcycles.

Gas Inhalation can include injury or death from carbon monoxide fumes leaking from a motor vehicle in-transport.

Fell/Jumped from Vehicle is used when an occupant falls or jumps (not suicide) from the vehicle. For example, an occupant of a motor vehicle in-transport leans against the car door, it opens and the occupant falls out, or a person riding on a vehicle's exterior (hood, roof, running board, etc.) falls or jumps, whether injured or not. If an occupant falls or jumps from a vehicle and is struck by that vehicle,

use **Vehicle Occupant Struck or Run Over by Own Vehicle**, not *this attribute*.

Injured in Vehicle (Other Than Cargo/Equipment Loss or Shift) is used when an occupant is injured during an unstabilized situation without a collision.

Examples: Driver slams on brake, causing an unrestrained passenger to be injured. Driver makes a sharp turn causing driver to strike head on side window, knocking driver unconscious. A pickup truck stops short and its load crashes through passenger compartment injuring or killing driver; or a part of the engine comes loose and bounces back into its own vehicle injuring or killing passenger.

Other Non-Collision. Examples: driving off a cliff where damage is not the result of an overturn or collision with an object, a vehicle being towed by a chain, slides forward striking the towing vehicle causing injury or damage.

Live Animal is used for collisions with live animals (domesticated or wild) that are not themselves being used as transportation or to draw a wagon, cart or other transport device (see ANSI D16.1). **Use Ridden Animal or Animal-Drawn Conveyance** for ridden animals and animals drawing transport devices. See Driver Level-Related Factors (**D24**) code **Live Animal in Road** to determine if it applies. See **Other Object (not fixed)** for an animal carcass lying in the roadway.

Motor Vehicle In-Transport on Same Roadway is used when one motor vehicle in-transport collides with another motor vehicle in-transport on an undivided highway or the same side of a divided highway.

Motor Vehicle In-Transport on Different Roadway differs from **Motor Vehicle In-Transport on Same Roadway** in that it applies to events where this motor vehicle in-transport leaves one roadway and enters a different roadway, having a collision with a motor vehicle in-transport on that roadway. Example: one motor vehicle in-transport travels across the median of a divided highway, enters oncoming traffic and is struck; or, when a motor vehicle in-transport traveling on an overpass, leaves the trafficway and strikes or is struck by motor vehicle in-transport traveling on a trafficway below. **This code** is only used for the motor vehicle crossing over onto the other trafficway.

Motor Vehicle In-Transport on Different Roadway should NOT be used in a *crash* (where the First Harmful Event occurs within the boundaries of an intersection).

Parked Motor Vehicle or Motor Vehicle Stopped Off the Roadway refers to a collision with a parked/stopped off roadway motor vehicle (not in- transport). Parked motor vehicles are those vehicles parked in designated parking areas (curbside where parking is allowed, marked parking spaces in parking lots, private driveways, and other private property). Motor vehicles "Stopped off the Roadway" are those stopped on the shoulder, median or roadside. This code

includes any motor vehicle that is not in-motion (stopped) outside the trafficway boundaries.

Non-Motorist on Personal Conveyance. A personal conveyance is (1) a human-powered, non-motorized device not propelled by pedaling, (2) such devices even when motorized. Includes rideable toys (roller skates, inline skates, skateboards, skates, baby carriage, scooters, toy wagons), motorized rideable toys (motorized skateboard, motorized scooter, motorized toy car), devices for personal mobility assistance (Segway-style devices, motorized and non-motorized wheelchairs, handicapped scooters).

Exclusions: Golf cart, low-speed vehicle (LSV), go-cart, mini bike are excluded because they are motor vehicles (see Collision with Motor Vehicle Codes)

Thrown or Falling Object is a non-collision event and, unless there is another collision during the *crash*, IMPACT POINTS (**V22**) for the vehicle involved must be coded **Non-Collision**. Examples: Falling tree/rock, dropping/throwing something off bridge, throwing a snowball. However, it does not have to come from above. **This code** excludes Cataclysms.

Boulder is a rock of sufficient mass that when struck by a motor vehicle moves very little and remains basically intact. It may be considered as a fixed object.

Other Object (Not Fixed) e.g., dead body, animal carcass, or fallen tree already laying in roadway, prior to the unstabilized situation in this crash; construction cones or barrels on road (temporary).

See **Working Motor Vehicle (Construction, Maintenance or Utility Vehicle only)** for transport devices used as equipment (i.e., cherry picker at work, paint striper at work, etc.).

Impact Attenuator is a device for controlling the absorption of energy released during vehicle collision (crash cushions). Its most common application involves the protection of fixed roadside objects such as bridge piers, elevated gores at exit ramps, etc. Examples include barrels filled with water or sand, and plastic collapsible structures.

Bridge Pier or Abutment refers to support structures; most likely to be struck by vehicles passing under bridges (see **Bridge Overhead Structure** for vehicles striking the bottom of a bridge while traveling on a trafficway underneath it). If the vehicle first strikes a concrete barrier protecting a bridge pier or abutment, use **Concrete Traffic Barrier**.

Bridge Pier - a square or round column of stone, concrete, brick, steel or wood for supporting a bridge between abutments.

Bridge Abutment - wall supporting the ends of a bridge generally retaining or supporting the embankment under bridge ends and composed of stone, concrete, brick or wood. (Includes wing-walls.)

Bridge Parapet End and **Bridge Rail** are components of the upper portion of bridges.

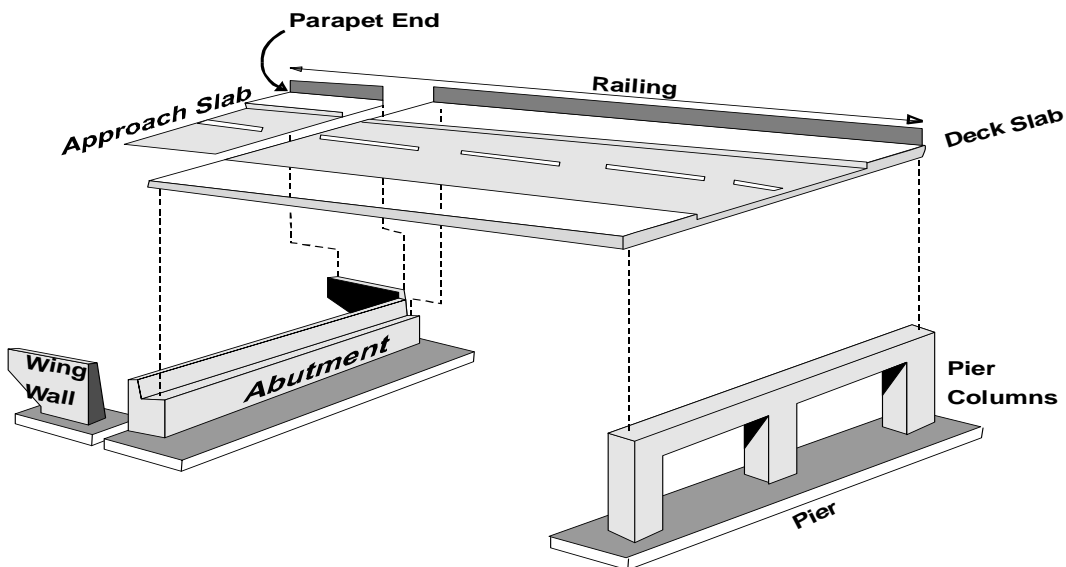
Bridge Parapet End the end of a low wall which runs along the outer most edge of the roadway or sidewalk on the bridge and usually composed of brick, stone, or concrete. Balustrade is often used synonymously with parapet.

Bridge Rail a wooden, brick, stone, concrete or metal fence-like wall which runs along the outermost edge of the roadway or sidewalk on the bridge or a rail constructed along the top of a parapet.

- a) Bridges do not need to support another roadway. It may be an overpass for a train or even for a viaduct (water conduit).
- b) See bridge components diagram on next page for bridge codes "21, 22 and 23."
- c) Barriers as in codes "24, 25 and 26" refer to a physical structure such as a guardrail, a concrete safety barrier or a rock wall which has the primary function of preventing cross-median travel by deflecting and redirecting vehicles along the roadway on which they were traveling. Therefore, trees, curbing, rumble strips and drain depressions are not barriers.

Bridge Overhead Structure is used when striking the bottom of a bridge while traveling on a trafficway underneath it.

BRIDGE COMPONENTS



Guardrail Face is a low barrier running along the edge of a road shoulder either on the right or the left and which has the primary longitudinal structure composed of metal (plates, cable, mesh, box beam, etc.).

A guardrail is differentiated from a **Concrete Traffic Barrier** by the material making up the greatest part of the longitudinal portion of the structure. In the case of guardrails, this is metal whereas in concrete barriers this is concrete (including concrete rails).

Guardrails, which serve as bridge rails, should be coded as **Bridge Rail**.

Guardrail End is coded if a vehicle strikes the end of a guardrail. Guardrails can have a separate flat or rounded piece of metal attached to the end of an expanse of guardrail face.

Concrete Traffic Barrier refers to the longitudinal traffic barriers constructed of concrete and located on the outside of the road surface, in a median, or in gore areas. This includes all temporary concrete barriers regardless of location (i.e., temporary Jersey Barrier on a bridge being used to control traffic during bridge repair/construction). Concrete walls (vertical side surfaces) do not apply here; see **Wall**.

When a vehicle is traveling under a bridge and strikes a concrete barrier used to protect the bridge pier or abutment use this code.

Cable Barrier refers to a flexible barrier system which uses several cables typically supported by steel posts. These can be used on the roadside or as a median barrier. These barriers are designed to help lessen impact or keep vehicles within the confines of the road. Sometimes referred to as "Ohio Barriers".

Other Traffic Barrier is used for all other longitudinal barriers such as wood or rock and unknown barrier composition types. Also see **Cable Barrier** for Cable Barriers.

Highway/Traffic Sign Post/Sign is used when the post supporting a traffic sign, or the sign itself, is hit by a motor vehicle in-transport. Includes mile markers. (See **Traffic Signal Support/Signal** for traffic signal supports.)

Overhead Sign Support/Sign is used when the sign supported is above the highway. The difference between **Highway/Traffic Sign Post/Sign** and **Overhead Sign Support/Sign** is the location of the sign (overhead or the side of the road).

Luminaire/Light Support refers to supports for highway lighting systems, not including other private lighting systems (e.g., parking lot lights). Support does not include other fixed objects to which lighting is affixed (e.g., telephone poles).

Utility Pole is used for electrical, telephone, cable & other utility pole-type supports.

Other Post, Other Pole, or Other Supports is used for posts other than highway signs. (E.g., reflectors on poles along side of roadway, parking meters, flag poles, etc.). For mail box posts, use **Mail Box**.

Culvert is any structure entirely under the roadway (driveway or entranceway) and less than 20 feet in span measured along the center line of the roadway.

Curb is a concrete or asphalt structure up to 12 inches in height that borders the roadway. It provides drainage control and pavement edge delineation. The face of the curb may be sloped or vertical. Be careful that the PAR provides some indication that damage has occurred when a vehicle strikes a curb.

Embankments are raised structures to hold back water, to carry a roadway, or the result of excavation or washout (including erosion) that may be faced with earth (**Embankment - Earth**) or rock (sometimes called a berm), stone or concrete (**Embankment - Rock, Stone or Concrete**). An embankment can usually be differentiated from a wall by its incline, whereas a wall is usually vertical. However, there are exceptions; such as a retaining wall which may be inclined or a vertical embankment caused by a natural event such as a washout.

In **crashes** involving a field approach or crossing, if in doubt about when to use codes "32, 34" (**Culvert/Ditch**) or codes "35-37" (**Embankments**), use this criteria:

- a) Use code "32, 34" if the driver would not have been able to recover from the ditch even if there had been no field approach (crossing).
- b) Use code "35, 36, 37" if the driver would have been able to recover from the ditch, but struck the field approach (crossing) prior to doing so.
- c) Use code "35, 36, 37" if it is not known whether or not the driver would have been able to recover from the ditch and a field approach (crossing) is involved.

Fence includes the fence posts. A fence can be made of wood, chain link, stone, etc. (not shrub hedges serving as containment for property).

Wall is a primarily vertical (+ 15° from vertical) structure composed of concrete, metal, timber, or stone which is not part of a building or a fence but typically is used for retaining earth, abating noise, and separating areas but not for containment as in the primary function of a fence). Also not included as walls are wing-walls, which are attached to ends of bridge abutments and extend back at an angle from the roadway. Wing-walls should be coded as **Bridge Pier or Abutment**.

Tree (Standing Tree Only) is used when a vehicle strikes a standing tree. If a vehicle strikes a tree lying in the roadway, use **Other Object (not fixed)**. If a tree falls on a vehicle as it is passing by, use **Thrown or Falling Object**.

Other Fixed Object is used when the object is fixed (considered a permanent structure) and is not described by any of the other fixed object codes. Includes utility wires and “guy” wires attached to utility poles.

Working Motor Vehicle (Construction, Maintenance or Utility Vehicle Only) is used when this motor vehicle strikes a construction, maintenance or utility vehicle in the process of working and not in-transport. (Examples: cherry picker working on the telephone lines, a paint striper painting lines on the road, a tractor mowing grass on trafficway, a county/state snow plow plowing snow, a highway dump truck dumping asphalt for a new travel lane, etc.)

NOTE: Before 2004, this code was called **Transport Device Used as Equipment**. It included other working activities in addition to construction, maintenance and utility work on trafficways. From 2004 forward, this code excluded working activities other than highway construction, maintenance or utility vehicles (e.g., garbage truck picking up trash, mail/delivery trucks while making deliveries, personal vehicles plowing snow, police vehicles at a construction work site, etc. These are considered motor vehicles In-Transport). Use Related Factors-Vehicle Level code **Other Working Vehicle (Not Construction, Maintenance, Utility, Police, Fire, or EMS Vehicle)** to identify these vehicles.

A question may arise when a police, fire or emergency medical vehicle is struck on the roadway while at the scene of a **crash**, at a traffic stop, as traffic control, or at a construction/ maintenance site. The question becomes, “has its function changed from being a motor vehicle in-transport to a working vehicle?” The answer is “no.” Treat these situations as a motor vehicle in-transport striking another motor vehicle in-transport. (Use **Motor Vehicle In-Transport on Same Roadway** or **Motor Vehicle In-Transport on Different Roadway**.) Use Related Factors -Vehicle Level code **Police, Fire, or EMS Vehicle Working at the Scene of an Emergency or Performing Other Traffic Control Activities** to identify that this vehicle was struck while performing these work activities.

Taxis/limousines and commercial buses, etc., are always considered to be in-transport because their primary work function is to transport persons from one place to another. (See codes **Motor Vehicle In-Transport on Same Roadway**, **Motor Vehicle In-Transport on Different Roadway** or **Parked Motor Vehicle** or **Motor Vehicle Stopped Off Roadway**).

Vehicle Occupant Struck or Run Over by Own Vehicle is used when an occupant falls or comes out of their vehicle and is struck or run over by that vehicle. This code does not apply to occupants ejected during overturns. This code takes precedence over **Fell/Jumped from Vehicle**.

Snow Bank is used when snow fall and/or road plowing creates essentially fixed barriers of snow/ice which are not snow-covered earth or rock embankments.

Ridden Animal or Animal-Drawn Conveyances is used for collisions with animals being used as transportation. This includes ridden animals and animals (or teams of animals) drawing a transport device (e.g., a horse drawing a sleigh, a team of horses drawing a stage coach, etc.).

Jackknife applies to a condition that occurs to an articulated vehicle, (any vehicle with a trailing unit(s) connected by a hitch; e.g., truck tractor or single-unit truck with one or more trailers, articulated bus, car pulling a boat on a trailer, etc.) while in motion. The condition reflects a loss of control of the vehicle by the driver in which the trailer(s) yaws from its normal straight-line path behind the power unit.

Motor Vehicle In-Transport Strikes or is Struck by Cargo, Persons or Objects Set-in-Motion from/by Another Motor Vehicle In-Transport is used when two motor vehicles in-transport make contact by something set-in-motion by one of the vehicles. Beginning in 2005, in these circumstances, both vehicles should have **this code** in their sequence of events.

Motor Vehicle in Motion Outside the Trafficway is used when this vehicle has a harmful event involving a collision with a motor vehicle in motion outside the trafficway. These vehicles are considered to be in-transport but not on a trafficway.

Cargo/Equipment Loss or Shift refers specifically to the loss or shift of items carried on or in a motor vehicle or its trailing unit, and not to the vehicle or trailing unit, itself. As an event in the sequence for this vehicle, the loss or shift does not have to be harmful. **This code** should never be used to refer to a "collision" event.

EXAMPLES:

1. A pickup truck brakes rapidly to avoid a collision. This causes a piece of lumber in the pickup bed to smash through the rear window, causing the driver to lose control and run off the road, striking a tree.
2. A tractor trailer rounds a sharp curve, causing cargo in its trailer to shift precipitating an overturn.
3. A pickup truck brakes rapidly to avoid a collision. This causes a piece of lumber in the pickup bed to slide against the dashboard through an open pass-through (no damage), startling the driver and causing him to lose control and run off the road, striking a tree.

Motor Vehicle In-Transport Strikes or is Struck by Cargo, Persons or Objects Set-in-Motion from/by Another Motor Vehicle In-Transport & Cargo/Equipment Loss or Shift

In **crashes** involving a cargo loss by a motor vehicle in-transport, that strikes another motor vehicle, remember that a vehicle's load is considered part of the vehicle.

EXAMPLES:

1. If cargo falls from a pickup truck (in-transport) and strikes another car in-transport, this is treated as a two-vehicle **crash**. Therefore, the proper Sequence of Events for the pickup is **Cargo/Equipment Loss or Shift** followed by **Motor Vehicle In-Transport Strikes or is Struck by Cargo, Persons or Objects Set-in-Motion from/by Another Motor Vehicle In-Transport**. For the car, you would use **Motor Vehicle In-Transport Strikes or is Struck by Cargo, Persons or Objects Set-in-Motion from/by Another Motor Vehicle In-Transport**.
2. If cargo falls from a truck (in-transport) and strikes another vehicle NOT in-transport (parked/stopped off roadway/working motor vehicles, motor vehicles in motion outside the trafficway), this is also treated as a two-vehicle **crash**; however in this example, the proper Sequence of Events codes for the "in-transport" vehicle that lost its load will NOT include **Motor Vehicle In-Transport Strikes or is Struck by Cargo, Persons or Objects Set-in-Motion from/by Another Motor Vehicle In-Transport**. Instead, use **Cargo/ Equipment Loss or Shift** followed by either **Parked Motor Vehicle or Vehicle Stopped Off Roadway** or **Working Motor Vehicle (Construction, Maintenance or Utility Vehicle Only)**.

Separation of Units is used when a trailing unit separates from its power unit or another trailing unit(s). This applies to truck tractors with trailer(s), single-unit trucks with a trailer and other vehicles pulling a trailer (e.g., car pulling a boat or motor home).

Ran off Road – Right and **Ran off Road – Left** are used if driver loses control of vehicle and runs off roadway (travel lanes). Identification of running off road can be determined from diagram. These codes can be used anytime in the event sequence before or after any harmful events.

Coding Guideline for Running Off Road on Divided Highways

On a divided highway, a vehicle can run off the roadway by leaving the roadway and entering the median. When this occurs, the proper "Ran Off Road" code is always **Ran Off Road – Left**. **Ran Off Road – Left** will also apply in situations where the vehicle traverses the median and continues across the opposing roadway.

Cross Median/Centerline is used when a vehicle completely crosses the median and enters the shoulder or travel lanes on the opposite side of a divided highway. It also includes crossing over the center line or of a two-way, undivided highway. This also includes unstabilized situations involving vehicles completely crossing over a continuous left-turn lane.





Downhill Runaway refers to any vehicle that loses control due to brake failure on a downhill grade.



Vehicle Went Airborne must only be used if the officer indicates by narrative or diagram that the vehicle left the ground (excludes simple rollover) because vehicle drove off cliff a, or was propelled into air after striking another vehicle or after traversing a berm.

EXAMPLES:

1. Officer states; "launched, vaulted or went airborne."
2. Driving off bridge and landing on road or vehicle below.

Consistency Checks:




	IF	THEN
	(1S0P) 1. SEQUENCE OF EVENTS equals 08-15, 17-43, 45-46, 48-50, 52-55, 57,	VEHICLE ROLE must not equal 0.
	(1Z0P) 2. SEQUENCE OF EVENTS equals 01,	ROLLOVER <i>and</i> LOCATION OF ROLLOVER must not equal 0 for this vehicle, unless BODY TYPE equals 80-83, 88-89, or blank for this vehicle.
	(2Z0F) 3. SEQUENCE OF EVENTS equals 12-14, 45, 54-55,	NUMBER OF VEHICLE FORMS SUBMITTED must be greater than 001 .
	(4Z0P) 4. SEQUENCE OF EVENTS equals 02,	FIRE OCCURRENCE for this vehicle must equal 1 or blank.
	(4Z1P) 5. UNIT TYPE equals 1 and FIRE OCCURRENCE equals 1 ,	at least one SEQUENCE OF EVENTS must equal 02.
	(9B2P) 6. SEQUENCE OF EVENTS equals 01-55, 60-67, 99,	UNIT TYPE must equal 1.
	(A230) 7. SEQUENCE OF EVENTS equals 10,	ROADWAY FUNCTION CLASS should not equal 01, 11.
	(A450) 8. SEQUENCE OF EVENTS equals 10,	RELATION TO JUNCTION should equal 06.

	IF	THEN
	(A460) 9. SEQUENCE OF EVENTS equals 13,	RELATION TO JUNCTION should not equal 02-06, 08, 10-13.
	(A520) 10. SEQUENCE OF EVENTS equals 10,	TRAFFIC CONTROL DEVICE should not equal 01-09, 20-50, 98.
	(AL1P) 11. SEQUENCE OF EVENTS equals 51, 62,	VEHICLE TRAILING must not equal 0.
	(AL2P) 12. SEQUENCE OF EVENTS equals 45,	WORK ZONE should equal 1-4.
	(AL8P) 13. SEQUENCE OF EVENTS equals 51,	JACKKNIFE must equal 2-3.
	(AM2P) 14. FIRST HARMFUL EVENT, MOST HARMFUL EVENT or SEQUENCE OF EVENTS equals 25 or 57,	TRAFFICWAY FLOW should equal 3.
	(V750) 15. UNDERRIDE/OVERRIDE equals 1-3,	FIRST HARMFUL EVENT or at least one SEQUENCE OF EVENTS (for this vehicle) should equal 12- 14, 45, 55 .
	(V760) 16. UNDERRIDE/OVERRIDE equals 4-6,	FIRTH HARMFUL EVENT or at least one SEQUENCE OF EVENTS (for this vehicle) should equal 14, 45.
	(V770) 17. UNDERRIDE/OVERRIDE equals 7,	FIRST HARMFUL EVENT or at least one SEQUENCE OF EVENTS (for this vehicle) should equal 12-13, 55.
	(V780) 18. UNDERRIDE/OVERRIDE equals 8,	FIRST HARMFUL EVENT or at least one SEQUENCE OF EVENTS (for this vehicle) should equal 14, 45.
	(V990) 19. SEQUENCE OF EVENTS equals 61,	RELATED FACTORS-VEHICLE LEVEL should not all equal 00.

Special Processing Rules:

	IF	THEN
(5Z0F) 1.	SEQUENCE OF EVENTS equals 08,	at least one person must have PERSON TYPE equal to 05, 10.
(6Z0F) 2.	SEQUENCE OF EVENTS equals 09,	at least one person must have PERSON TYPE equal to 06-07.
(7Z0F) 3.	SEQUENCE OF EVENTS equals 05-06, 47,	at least one occupant of this vehicle (PERSON TYPES 01-03, 09) must have INJURY SEVERITY equal to 1-5, or blank.
(8A1P) 4.	any SEQUENCE OF EVENTS equals 00,	all remaining SEQUENCE OF EVENTS must equal 00.
(8A2P) 5.	The first event in any SEQUENCE OF EVENTS must not equal 00.	
(8L8P) 6.	IMPACT POINT INITIAL or IMPACT POINT PRINCIPAL equals 18,	at least one SEQUENCE OF EVENTS should equal 54.
(8Z0F) 5.	SEQUENCE OF EVENTS equals 15,	at least one Person Level form must have a PERSON TYPE code of 08.
(9B9P) 6.	any SEQUENCE OF EVENTS equals 55,	there must be at least one other vehicle with UNIT TYPE equal to 1.
(AL4P) 7.	MOST HARMFUL EVENT equals 01, and BODY TYPE does not equal 80-83, 88-89,	at least one SEQUENCE OF EVENTS must equal 01, and ROLLOVER must equal 1-2, 9 , and LOCATION OF ROLLOVER must equal 1-6, 9.
(AL5P) 9.	UNIT TYPE equals 1,	at least one event in the SEQUENCE OF EVENTS must equal the MOST HARMFUL EVENT.
(AL6P) 10.	MOST HARMFUL EVENT equals ____, and UNIT TYPE equals 1,	at least one event in the SEQUENCE OF EVENTS must equal ____.



	IF	THEN
	(AL7P) 11. FIRST HARMFUL EVENT equals __,	at least one SEQUENCE OF EVENTS must equal __ for at least one vehicle.
	(AM1P) 12. FIRST HARMFUL EVENT equals 54 or SEQUENCE OF EVENTS equals 54 for any vehicle,	one RELATED FACTORS- CRASH LEVEL must equal 14.
	(V74P) 13. ROLLOVER equals 1-2, 9 , or LOCATION OF ROLL-OVER equals 1-6, 9 ,	at least one SEQUENCE OF EVENTS should equal 01.
	(VH70) 14. UNIT TYPE equals 2-4,	elements V16- V21, V26, V33 should all be left blank.

MOST HARMFUL EVENT

Format: 2 numeric

Element Values:

Non-Collision

- 01 Overturn/Rollover
- 02 Fire/Explosion*
- 03 Immersion
- 04 Gas Inhalation*
- 05 Fell/Jumped from Vehicle
- 06 Injured in Vehicle (Other Than Cargo/Equipment Loss or Shift)
- 16 Thrown or Falling Object
- 44 Pavement Surface Irregularity (Pothole, Grooved, Grates)
- 47 Vehicle Occupant Struck or Run Over by Own Vehicle
- 51 Jackknife (Causing Injury or Damage)
- 60 Cargo/Equipment Loss or Shift (Causing Injury or Damage)
- 07 Other Non-Collision

Collision with Motor Vehicle

Collision Involving Motor Vehicles In-Transport

- 12 Motor Vehicle In-Transport on Same Roadway
- 13 Motor Vehicle In-Transport on Different Roadway
- 54 Motor Vehicle In-Transport Strikes or is Struck by Cargo, Persons or Objects Set-in-Motion from/by Another Motor Vehicle In-Transport
- 55 Motor Vehicle in Motion Outside the Trafficway

Collision Involving Motor Vehicles NOT In-Transport

- 14 Parked Motor Vehicle or Motor Vehicle Stopped Off Roadway
- 45 Working Motor Vehicle (Construction, Maintenance or Utility Vehicle Only)

Collision with Object Not Fixed

- 08 Pedestrian
- 15 Non-Motorist on Personal Conveyance
- 09 Pedal Cycle
- 10 Railway Train
- 11 Live Animal
- 49 Ridden Animal or Animal-Drawn Conveyance
- 18 Other Object (Not Fixed)

Collision with Fixed Object

- 17 Boulder
- 19 Building
- 20 Impact Attenuator/Crash Cushion*
- 21 Bridge Pier or Abutment
- 22 Bridge Parapet End
- 23 Bridge Rail
- 50 Bridge Overhead Structure
- 24 Guardrail Face
- 52 Guardrail End
- 25 Concrete Traffic Barrier
- 57 Cable Barrier
- 26 Other Traffic Barrier
- 27 Highway/Traffic Sign Post/Sign
- 28 Overhead Sign Support/Sign
- 46 Traffic Signal Support/Signal
- 29 Luminaire/Light Support
- 30 Utility Pole
- 31 Other Post, Other Pole, or Other Supports
- 32 Culvert
- 33 Curb
- 34 Ditch
- 35 Embankment – Earth
- 36 Embankment – Rock, Stone, or Concrete
- 37 Embankment – Material Type Unknown
- 38 Fence
- 39 Wall
- 40 Fire Hydrant
- 41 Shrubbery
- 42 Tree (Standing Tree Only)
- 48 Snow Bank
- 53 Mail Box
- 43 Other Fixed Object

- 99 Unknown

***These values are unlikely occurrences and will raise an error flag.**

Remarks:

Must be the major event **FOR THIS VEHICLE**, even if different from the FIRST HARMFUL EVENT.

This element is used for instances when the First Harmful Event is minor, for a particular vehicle, compared to some subsequent event. Otherwise, Most Harmful Event and First Harmful Event are coded the same for a given vehicle.

Code for each vehicle. May be different for each vehicle.

Code as follows:

(A) FATALITIES take precedence over INJURIES.

1. If this vehicle is involved in more than one event which causes fatality to its own occupants or to non-motorists, choose the event which causes the greatest number of fatalities to occupants of this vehicle or to non-motorists (not occupants of other vehicles).
2. If this vehicle is involved in more than one event that causes fatality to its own occupants or to non-motorists; and if there are an equal number of fatalities in each such event, choose the fatal event that is worst with respect to other injuries and property damage.
3. At last resort, choose the fatal event that occurred first, time-wise.

(B) INJURIES take precedence over PROPERTY DAMAGE.

1. If the vehicle is not involved in events that cause fatality to its occupants or to non-motorist, choose the event that produces the worst injury.
2. If in doubt, choose the event with the greatest number of injuries.
3. If in doubt, choose the event that occurred first, time-wise.

(C) If only PROPERTY DAMAGE results for this vehicle:

1. Choose the event causing the most damage.
2. If in doubt, choose the event that happened first, time-wise.

Overturn/Rollover is used when a vehicle rotates 90° or more, side-to-side or end-to-end, producing the most damage or the most serious injury(ies). For motorcycles, laying the motorcycle down on its side is sufficient to code overturn as a harmful event if damage or injury is produced, even though element V19 – ROLLOVER is not applicable to motorcycles.

Gas Inhalation can include injury or death from carbon monoxide fumes leaking from a motor vehicle in-transport.

Fell/Jumped from Vehicle is used when an occupant of this vehicle falls or jumps (not suicide) from the vehicle causing injury and it is the major event for this vehicle. For example, an occupant of a motor vehicle in-transport leans against the car door, it opens and the occupant falls out, or a person riding on a vehicle's exterior (hood, roof, running board, etc.) falls or jumps, and is injured by the fall. If an occupant falls or jumps from a vehicle and is struck by that vehicle (causing more severe injury than the fall), use **Vehicle Occupant Struck or Run Over by Own Vehicle**, not **this code**. If you cannot determine whether the fall or being struck by the vehicle caused the most severe injury, use **Vehicle Occupant Struck or Run Over by Own Vehicle**.

Injured in Vehicle, Other than Cargo/Equipment Loss or Shift is used when an occupant is injured during an unstabilized situation without a collision.

Example: Driver slams on brakes, causing an unrestrained passenger to be injured; driver makes a sharp turn causing driver to strike head on side window, knocking driver unconscious.

Other Non-Collision. Examples: driving off a cliff where damage is not the result of an overturn or collision with an object; a vehicle being towed by a chain, slides forward striking the towing vehicle causing injury or damage.

Live Animal is used for collisions with live animals (domesticated or wild) that are not themselves being used as transportation or to draw a wagon, cart or other transport device (see ANSI D16.1). **Use Ridden Animal or Animal-Drawn Conveyance** for ridden animals and animals drawing transport devices. See Related Factors-Driver Level (**D24**) code **Live Animal in Road** to determine if it applies. See **Other Object Not Fixed** for an animal carcass lying in the roadway.



Motor Vehicle In-Transport on Same Roadway is used code when one motor vehicle in-transport collides with another motor vehicle in-transport on an undivided highway or the same side of a divided highway.

Motor Vehicle In-Transport on Different Roadway differs from **Motor Vehicle In-Transport on Same Roadway** in that it applies to events in which **this** motor vehicle in-transport leaves one roadway and enters a different roadway, having a collision with a motor vehicle in-transport on **that** roadway. For example, one motor vehicle in-transport travels across the median of a divided highway, enters oncoming traffic and is struck. Another example: when a motor vehicle in-transport traveling on an overpass leaves that trafficway and strikes or is struck by a motor vehicle in-transport traveling on a trafficway below. **This code**, is only used for the motor vehicle crossing over onto the other trafficway.

Motor Vehicle In-Transport on Different Roadway should **NOT** be used in an at intersection **crash** (where the First Harmful Event occurs in the intersection).

Parked Motor Vehicle or Motor Vehicle Stopped Off the Roadway is used when the most injury- or damage-producing event for this vehicle is a collision with a parked/ stopped off roadway motor vehicle (not in-transport). Parked motor vehicles are those vehicles parked in designated parking areas (curbside where parking is allowed, marked parking spaces in parking lots, private driveways, and other private property). Motor vehicles “Stopped off the Roadway” are those stopped on the shoulder, median or roadside. This code includes any motor vehicle that is not in-motion (stopped) outside the trafficway boundaries.

Non-Motorist on Personal Conveyance. A personal conveyance is (1) a human-powered, non-motorized device not propelled by pedaling, (2) such devices even when motorized. Includes rideable toys (roller skates, inline skates, skateboards, skates, baby carriages, scooters, toy wagons), motorized rideable toys (motorized skateboard, motorized scooter, motorized toy car), devices for personal mobility assistance (Segway-style devices, motorized and non-motorized wheelchairs, handicapped scooters).

Exclusions: Golf cart, low-speed vehicle (LSV), go-cart, mini bike are excluded because they are motor vehicles (see Collision with Motor Vehicle Codes).



Thrown or Falling Object is a non-collision event and, unless there is another collision during the **crash**, IMPACT POINTS (**V22**) for the vehicle involved must be coded **Non-Collision**. Examples: Falling tree/rock, dropping/throwing something off bridge, throwing a snowball. However, it does not have to come from above. **This code** excludes Cataclysms.

Boulder is a rock of sufficient mass that when struck by a motor vehicle moves very little and remains basically intact. It may be considered as a fixed object.



Other Object (Not Fixed) e.g., dead body, animal carcass, or fallen tree already laying in roadway, prior to the unstabilized situation in this crash; construction cones or barrels on road (temporary).

See **Working Motor Vehicle (Construction, Maintenance or Utility Vehicle Only)** for transport devices used as equipment (i.e., cherry picker at work, paint striper at work, etc.).

Impact Attenuator is a device for controlling the absorption of energy released during vehicle collision (crash cushion). Its most common application involves the protection of fixed roadside objects such as bridge piers, elevated gores at exit ramps, etc. Examples include barrels filled with water or sand, and plastic collapsible structures.

Bridge Pier or Abutment refers to support structures. They are most likely to be struck by vehicles passing under bridges.

Bridge Pier - a square or round column of stone, concrete, brick, steel or wood for supporting a bridge between abutments.

Bridge Abutment - wall supporting the ends of a bridge generally retaining or supporting the embankment under bridge ends and composed of stone, concrete, brick or wood.

Bridge Parapet End and **Bridge Rail** are components of the upper portion of bridges.

Bridge Parapet End the end of a low wall which runs along the outer most edge of the roadway or sidewalk on the bridge and usually composed of brick, stone or concrete. Balustrade is often used synonymously with parapet.

Bridge Rail a wooden, brick, stone, concrete or metal fence-like wall which runs along the outermost edge of the roadway or sidewalk on the bridge or a rail constructed along the top of a parapet.

- a. Bridges do not need to support another roadway. It may be an overpass for a train or even for a viaduct (water conduit).
- b. See the figure on bridge components in (**C17**) First Harmful Event for a diagram of the three bridge codes "21, 22 and 23."
- c. Barriers as in codes "24, 25 and 26" refer to a physical structure such as a guardrail, a concrete safety barrier or a rock wall which has the primary function of preventing cross-median travel by deflecting and redirecting vehicles along the roadway on which they were traveling. Therefore; trees, curbing, rumble strips and drain depressions are not barriers.

Bridge Overhead Structure is used when striking the bottom of a bridge while traveling on a trafficway underneath it.

Guardrail Face is a low barrier running along the edge of a road shoulder either on the right or the left and which has the primary longitudinal structure composed of metal (plates, cable, mesh, box beam, etc.).

A guardrail is differentiated from **Concrete Traffic Barrier** by the material making up the greatest part of the longitudinal portion of the structure. In the case of guardrails, this is metal whereas in concrete barriers this is concrete (including concrete rails).

Guardrails, which serve as bridge rails, should be coded as **Bridge Rail**.

Guardrail End is coded if a vehicle strikes the end of a guardrail. Guardrails can have a separate flat or rounded piece of metal attached to the end of an expanse of guardrail face.

Concrete Traffic Barrier refers to the longitudinal traffic barriers constructed of concrete and located on the outside of the road surface, in a median, or in gore areas. This includes all temporary concrete barriers regardless of location (i.e., temporary Jersey Barrier on a bridge being used to control traffic during bridge repair/construction). Concrete walls (vertical side surfaces) do not apply here; see **Wall**.

Cable Barrier refers to a flexible barrier system which uses several cables typically supported by steel posts. These can be used on the roadside or as a median barrier. These barriers are designed to help lessen impact or keep vehicles within the confines of the road. Sometimes referred to as "Ohio Barriers."

Other Traffic Barriers is used for all other longitudinal barriers such as wood or rock and unknown barrier composition type. Also see **Cable Barrier** for Cable Barriers.

Highway/Traffic Sign Post/Sign is used when the post supporting a traffic sign, or the sign itself, is hit by a motor vehicle in-transport. Includes mile markers. See **Traffic Signal Supports/Signal**.

Overhead Sign Support/Sign is used when the sign supported is above the highway. The difference between **Highway/Traffic Sign Post/Sign** and **Overhead Sign Support/Sign** is the location of the sign (overhead or the side of the road).

Luminaire/Light Support refers to supports for highway lighting systems, not including other private lighting systems (e.g., parking lot lights). Support does not include other fixed objects to which lighting is affixed (e.g., telephone poles).

Utility Pole is used for electrical, telephone, cable & other utility pole-type supports.

Other Post, Other Pole, or Other Supports is used for posts other than highway signs. (E.g., reflectors on poles along side of roadway, parking meters, flag poles, etc.). For mail box posts, use **Mail Box**.

Culvert is any structure entirely under the roadway, driveway or entranceway and less than 20 feet in span measured along the centerline of the roadway.

Curb is a concrete or asphalt structure up to 12 inches in height that borders the roadway. It provides drainage control and pavement edge delineation. The face of the curb may be sloped or vertical. Be careful that the PAR provides some indication that damage has occurred when a vehicle strikes a curb.

Embankments is a raised structure to hold back water, to carry a roadway or the result of excavation or washout (including erosion) which may be faced with earth (**Embankment - Earth**) or rock, stone or concrete (**Embankment - Rock, Stone or Concrete**). An embankment can usually be differentiated from a wall by its incline whereas a wall is usually vertical. However, there are exceptions to this; such as a retaining wall that may be inclined or a vertical embankment that is caused by a natural event such as a washout.

In **crashes** involving a field approach or crossing, if in doubt about when to use codes “32-34” (**Culvert/Ditch**) or codes “35-37” (**Embankments**), use the following criteria:

- a. **Use code “32, 34”** if the driver would not have been able to recover from the ditch even if there had been no field approach (crossing).
- b. **Use code “35, 36, 37”** if the driver would have been able to recover from the ditch, but struck the field approach (crossing) prior to doing so.
- c. **Use code “35, 36, 37”** if it is not known whether or not the driver would have been able to recover from the ditch and a field approach (crossing) is involved.

Wall is a primarily vertical (+ 15 from vertical) structure composed of concrete, metal, timber, or stone which is not part of a building or a fence but typically is used for retaining earth, abating noise, and separating areas (but not for containment as in the primary function of a fence). Also included as a wall are headwalls (or endwalls) that are sometimes provided on culvert ends principally to protect the sides of the embankment around the culvert opening against erosion. This does not include wing-walls, which are attached to ends of bridge abutments and extend back at an angle from the roadway. Wingwalls should be coded as **Bridge Pier or Abutment**.

Tree (Standing Trees Only) is used when a vehicle strikes a standing tree. If a vehicle strikes a tree lying in the roadway, use **Other Object (Not Fixed)**. If a tree falls on a vehicle as it is passing by, use **Thrown or Falling Object**.

Other Fixed Object is used when the object is fixed (considered a permanent structure) and is not described by any of the other fixed object codes.

Working Motor Vehicle (Construction, Maintenance or Utility Vehicle Only) is used when this motor vehicle strikes a construction, maintenance or utility vehicle in the process of working and not in-transport. (Examples: cherry picker working on the telephone lines, a paint striper painting lines on the road, a tractor

mowing grass on trafficway, a county/state snow plow plowing snow, a highway dump truck dumping asphalt for a new travel lane, etc.

NOTE: Before 2004, this code was called **Transport Device Used as Equipment**. It included other working activities in addition to construction, maintenance and utility work on trafficways. From 2004 forward, code “45” excludes working activities other than highway construction, maintenance or utility vehicles (e.g., garbage truck picking up trash, mail/delivery trucks while making deliveries, personal vehicles plowing snow, etc. These are considered motor vehicles In-transport). Use Related Factors-Vehicle Level code **Other Working Vehicle (Not Construction, Maintenance, Utility, Police, Fire, or EMS Vehicle)** to identify these vehicles.



A question may arise when a police, fire or emergency medical vehicle is struck on the roadway while at the scene of a **crash**, at a traffic stop, as traffic control, or at a construction/ maintenance site. The question becomes, “has its function changed from being a motor vehicle in-transport to a working vehicle?” The answer is “no.” Treat these situations as a motor vehicle in-transport striking another motor vehicle in-transport (Use **Motor Vehicle In-Transport on Same Roadway** or **Motor Vehicle In-Transport on Different Roadway**.) Use Related Factors –Vehicle Level code **Police, Fire, or EMS Vehicle Working at the Scene of an Emergency or Performing Other Traffic Control Activities** to identify that this vehicle was struck while performing these work activities.

Taxis/limousines and commercial buses, etc., are always considered to be “in-transport” because their primary work function is to transport persons from one place to another. (See **Motor Vehicle In-Transport on Same Roadway**, **Motor Vehicle In-Transport on Different Roadway** or **Parked Motor Vehicle or Motor Vehicle Stopped Off Roadway**).

Vehicle Occupant Struck or Run Over by Own Vehicle is used when an occupant falls or comes out of their vehicle and is struck or run over by that vehicle. Does not apply to occupants ejected during overturns. This code takes precedence over **Fell/Jumped from Vehicle**. If you cannot determine whether the fall or being struck by the vehicle caused the most severe injury.

Snow Bank is used when snow fall and/or road plowing creates essentially fixed barriers of snow/ice which are not snow-covered earth or rock embankments.

Ridden Animal or Animal-Drawn Conveyance is used for collisions with animals being used as transportation. This includes ridden animals and animals (or teams of animals) drawing a transport device (e.g., a horse drawing a sleigh, a team of horses drawing a stage coach, etc.).

Jackknife [Causing Injury or Damage] applies to a condition that occurs to an articulated vehicle, (any vehicle with a trailing unit(s) connected by a hitch; e.g., truck tractor or single-unit truck with one or more trailers, articulated bus, car pulling a boat on a trailer, etc.) while in motion. The condition reflects a loss of control of the vehicle by the driver in which the trailer(s) yaws from its normal straight-line path behind the power unit, striking the power unit, causing damage to the power unit or trailer.

Motor Vehicle In-Transport Strikes or is Struck by Cargo, Persons or Objects Set-in-Motion From/by Another Motor Vehicle In-Transport is used when this vehicle's most severe injury- or damage-producing event is striking another motor vehicle in-transport by setting something in motion, or being struck by something set-in-motion by another motor vehicle in-transport. Beginning in 2005, in these circumstances, both vehicles should have **this code** in their Sequence of Events.

In **crashes** involving harmful events caused by objects set-in-motion by a Motor Vehicle in-transport, remember that a vehicle's load is considered part of the vehicle.

EXAMPLES:

- 1) **Motor Vehicle In-Transport Strikes or is Struck by Cargo, Persons or Objects Set-in-Motion From/by Another Motor Vehicle In-Transport applies when:** cargo falls from a truck (in-transport) and strikes another vehicle in-transport, this is treated as a two-vehicle **crash**. Therefore, the proper Most Harmful Event code is **Motor Vehicle In-Transport Strikes or is Struck by Cargo, Persons or Objects Set-in-Motion from/by Another Motor Vehicle In-Transport**. Remember when this happens to also use Sequence of Events code **Motor Vehicle In-Transport Strikes or is Struck by Cargo, Persons or Objects Set-in-Motion from/by Another Motor Vehicle In-Transport** in the sequence on both vehicles.
- 2) **Motor Vehicle In-Transport Strikes or is Struck by Cargo, Persons or Objects Set-in-Motion From/by Another Motor Vehicle In-Transport does NOT apply when:** cargo falls from a truck (in-transport) and strikes another vehicle NOT in-transport, this is also treated as a two-vehicle **crash**; however in this example, the proper Most Harmful Event code for the "in-transport" vehicle that lost its load will NOT be **Motor Vehicle In-Transport Strikes or is Struck by Cargo, Persons or Objects Set-in-Motion From/by Another Motor Vehicle In-Transport**. Instead, choose one of the "Collision Involving Motor Vehicles Not In-Transport" codes **Parked Motor Vehicle or Motor Vehicle Stopped Off Roadway or Working Motor Vehicle (Construction, Maintenance or Utility Vehicle Only)**.

If it was the Most Harmful Event for the not in-transport vehicle which was struck by the load, it would be coded **Motor Vehicle In-Transport on Same Roadway** or **Motor Vehicle In-Transport on Different Roadway**.

Motor Vehicle in Motion Outside the Trafficway is used when the most injury- or damage-producing event for this vehicle involves a collision with a motor vehicle in motion outside the trafficway. These vehicles are considered to be in-transport but not on a trafficway.

Cargo/Equipment Loss or Shift (causing injury or damage) refers specifically to the loss or shift of items carried on or in a motor vehicle or its trailing unit, and not to the vehicle or trailing unit, itself. This code is only used as the Most Harmful Event in **crashes** where the loss or shift causes damage to this vehicle, its cargo, or injury to its occupants and it is the most damage- or injury-producing event for this vehicle. This code should never be used to refer to a “collision” event.



EXAMPLE:

A pickup truck brakes rapidly to avoid a collision. This causes a piece of lumber in the pickup bed to smash through the rear window, causing the driver to lose control and run off the road, striking a tree.

Unknown is used when it is not known what the Most Harmful Event is. For example, if a series of harmful events occurred and it is unclear which was first or most severe.

Consistency Checks:

(AM2P)	1. FIRST HARMFUL EVENT, MOST HARMFUL EVENT or SEQUENCE OF EVENTS equals 25 or 57,	TRAFFICWAY FLOW should equal 3.
(VH02)	2. IMPACT POINT-PRINCIPAL equals 18,	MOST HARMFUL EVENT should equal 54.
(VH04)	3. MOST HARMFUL EVENT equals 54,	IMPACT POINT-PRINCIPAL must not equal 00.
(VH05)	4. MOST HARMFUL EVENT equals 54, and VEHICLE ROLE equals 1, 3,	IMPACT POINT-PRINCIPAL should equal 18.

Special Processing Rules:



	IF	THEN
(AL4P) 1.	MOST HARMFUL EVENT equals 01, and BODY TYPE does not equal 80-83, 88-89,	at least one SEQUENCE OF EVENTS must equal 01, and ROLLOVER must equal 1-2, 9 , and LOCATION OF ROLLOVER must equal 1-6, 9.
(AL5P) 2.	UNIT TYPE equals 1,	at least one event in the SEQUENCE OF EVENTS must equal the MOST HARMFUL EVENT.
(AL6P) 3.	MOST HARMFUL EVENT equals __, and UNIT TYPE equals 1,	at least one event in the SEQUENCE OF EVENTS must equal __.

RELATED FACTORS-VEHICLE LEVEL

Format: 2 numeric occurring 2 times

Element Values

Related Factors	Examples
<p>Blanks 00 None</p>	
<p><u>Pre-existing Vehicle Defects or Conditions Noted</u></p>	
<p>01 Tires</p>	<p>Excludes improper tire pressure, which is due to driver irresponsibility. Defective tires, tread separation, sidewall failure, excessively worn or bald tires. Tires improperly sized for this vehicle. Excludes: Tire damage produced in the crash (hitting pothole, curb, etc.). Dirt Bikes – Tires not suited for asphalt driving.</p>
<p>02 Brake System</p>	<p>Excludes locked wheels.</p>
<p>03 Steering System</p>	<p>Includes tie rod, kingpin, ball joint, etc.</p>
<p>04 Suspension</p>	<p>Includes springs, shock absorbers, MacPherson struts, axle bearing, control arms, etc. Modification to standard suspension (Suspension Lift Kit).</p>
<p>05 Power Train</p>	<p>Includes universal joint drive shaft transmission, engine clutch, gas pedal, motorcycle chain, gears, etc.</p>
<p>06 Exhaust System</p>	<p>Includes “exhaust system leaking into vehicle.”</p>
<p>07 Headlights</p>	<p>Defective/faulty/under-maintained as opposed to failure to use or misuse. Care must be used to distinguish defective headlight from Related Factors-Driver Level code Failure to Dim Lights or Have Lights On When Required.</p>

Related Factors	Example
08 Signal Lights	Defective as opposed to failure to use or misuse. Care must be used to distinguish defective signal light from Related Factors-Driver Level code Failure to Signal Intentions .
09 Other Lights	Includes taillights, fog lights, parking lights.
10 Horn	Defective as opposed to failure to use or misuse. Care must be used to distinguish defective horn from Related Factors-Driver Level code Failure to Signal Intentions (failure to sound horn at curve on mountain road).
11 Mirrors	Includes missing mirrors.
12 Wipers	Defective/faulty/under-maintained as opposed to failure to use. Can be coded in conjunction with Related Factors-Driver Level code Obstruction of View Due to Wiper Defect .
13 Driver Seating and Control	Driver chair not fastened properly, cannot be adjusted properly so as interferes with control of the car. Seating removed, driver sitting on can, crate, etc.
14 Body, Doors, Hood, Other	All exterior not including cited. Includes trunk, hood hatch, bumpers, motorcycle kick stand.
15 Trailer Hitch	Excludes improper towing (Related Factors-Driver Level code Towing or Pushing Improperly). Care must be used to distinguish improper towing from defective trailer hitch. Improper towing denotes towing without a hitch, towing by cable, rope, chain, etc. Defective trailer hitch denotes improperly adjusted trailer hitch, lack of safety chain, 5 th wheel hitch, etc.
16 Wheels	Includes hub caps, multiple-piece rings.
17 Air Bag	Air bag, as designed, failed to deploy. Air bag deployed inappropriately.

Related Factors	Examples
19 Safety Belts	Excludes: Improper use. Failure described as webbing excessively worn, came unlatched, altered. Seatbelt failure.
18 Other Vehicle Defects	Includes faulty dash panel lights/control display (speedometer, etc.) and other electrical/electronic controls. Defective battery. Backup warning devices. Windows/windshield and window tinting.
32 <u>Special Vehicle Flags:</u> Vehicle Registration for Handicapped	Vehicle registered and/or specially equipped for the handicapped. This can be derived from vehicle registration. Excludes placards which can be moved from one vehicle to the other.
33 Vehicle Being Pushed by Non-Motorist	This code supports Related Factors- Crash Level code Vehicle Set-in-Motion by Non-Driver .
35 Reconstructed/Altered Vehicle	Home-made vehicle from vehicle components A vehicle reconstructed/altered by the owner; example: a two-wheel motorcycle converted to a three-wheel motorcycle, additional of enhancement performance engine chips or accessories, significant altering of suspension system (i.e., "monster trucks," "low riders"). May have standard VIN or the State may issue a number in place of the VIN for their registration.
36 Electric/Alternative Fuel Vehicle	Vehicles fueled by rechargeable batteries, solar fuel, fuel cells, or any other fuel source (or combination of fuel sources) other than gasoline or diesel fuel. Includes vehicles fueled by alternative fuels in conjunction with gasoline or diesel fuel (e.g., Hybrid).

Related Factors	Examples
<p>37 Transporting Children To/From Head Start/Day Care</p>	<p>Not intended for children transported to daycare by family/friends in personal vehicles. Applies to children transported to Day Care/Head Start in vehicles arranged, operated or owned by Head Start or Day Care Program.</p>
<p>39 Highway Construction, Maintenance or Utility Vehicle, In-Transport (Inside or Outside Work Zone)</p>	<p>Do not use this code when the vehicle is working. Only use while the vehicle is "in-transport." For example, while moving from job site to job site. Private construction excluded unless you know it is performing state or local contracted highway construction, maintenance or utility work. Refers to readily identifiable (lights, markings) vehicle in-transport at the time of the crash, which is owned by any local, county, state or federal agency.</p>
<p>40 Highway Incident Response Vehicle</p>	<p>State government-owned vehicles, whose function is to drive the major highways to assist motorists with flat tires, provide gas, etc. Could be called: DOT Help, Good Samaritans, Courtesy Patrol, Motorist Assist Vehicle, etc.</p>
<p>41 Police, Fire, or EMS Vehicle Working at the Scene of an Emergency or Performing Other Traffic Control Activities</p>	<p>Police car, fire truck or ambulance at the scene of a crash. Fire truck at the scene of a fire. Police car leading or trailing a convoy or funeral. Police car blocking the entrance to a parade route. Police car at a check point.</p>
<p>42 Other Working Vehicle (Not Construction, Maintenance, Utility, Police, Fire, or EMS Vehicle)</p>	<p>Garbage truck picking up trash. Personal pickup with a snow blade plowing. UPS or postal vehicle stopped in the roadway while making a delivery.</p>
<p>44 Adaptive Equipment</p>	<p>Special adaptive equipment for handicapped operator(s) of this vehicle. Examples of adaptive equipment are: Extended brake/gas pedals, special steering apparatus, hand brakes or accelerator, etc.</p>
<p>99 Unknown</p>	

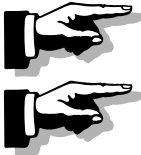
Remarks:

Codes "01-19" - These are preexisting conditions not caused by damage in the crash. Use table above for examples or inclusions.

Care must be used to distinguish vehicle conditions from Related Factors-Driver Level. Driver irresponsibility will be explicitly stated in police report for coding as a Related Factors-Driver Level. Vehicle conditions include manufacturer defects, driver's changes that are defective, and maintenance conditions. Related Factors-Driver Level **Operating Without Required Equipment** can be coded in conjunction with vehicle level conditions.

Factors 01-19 refer to the condition of vehicle components as indicated in the Police Accident Report (PAR). The report may indicate that a component is inadequate, inoperative, faulty, damaged or defective. The condition may be due to owner/user neglect, poor or sub-standard maintenance, tampering or defective manufacturing.

The vehicle condition(s) noted only indicate the existence of the condition(s). They may or may not have played a role in the **crash**.



Factors 32-44 are flags used to identify this vehicle as one with special circumstances. They do not necessarily imply that this circumstance caused the **crash**.

Use of None

Use when no factors are noted; zero-fill all fields. **None** implies that the investigating officer indicated "no factors." Also, use **None** to complete remaining fields when you will be recording less than two related factors. DO NOT leave any remaining fields blank.

Use of Unknown

Use when **Unknown** is reported for the vehicle condition in the Police Accident Report itself and none of the special circumstances exist. In these circumstances, nine-fill all fields. If **Unknown** is used for any field, ALL fields must be **Unknown**. DO NOT leave any remaining fields blank.

Consistency Checks:

	IF	THEN
(1G0P) 1.	one RELATED FACTORS-VEHICLE LEVEL equals 99,	both factors must equal 99.

	IF	THEN
(2G0P)	2. either RELATED FACTORS-VEHICLE LEVEL equals blanks,	the other factor must also equal blanks.
(3G0P)	3. the first RELATED FACTORS-VEHICLE LEVEL equals 00,	the other factor must also equal 00.
(4G0P)	4. A RELATED FACTORS-VEHICLE LEVEL between 01 and 44 can be used only once per vehicle form.	
(6G0P)	5. RELATED FACTORS-VEHICLE LEVEL equals 32,	REGISTRATION STATE must not equal 00, 92.
(9C1P)	6. UNIT TYPE equals 4,	RELATED FACTORS-VEHICLE LEVEL must not equal 39.
(AS0P)	7. RELATED FACTORS-VEHICLE LEVEL equals 32,	REGISTERED VEHICLE OWNER must not equal 0.
(V030)	8. either RELATED FACTORS-VEHICLE LEVEL equals 12, 15, 17, 19,	BODY TYPE should not equal 80-83, 88-89.
(V031)	9. RELATED FACTORS-VEHICLE LEVEL equals 39,	BODY TYPE should not equal 01, 12-13, 32-33, 42, 50-52, 58-59, 65, 73, 80-83, 88-92.
(V032)	10. RELATED FACTORS-VEHICLE LEVEL equals 40,	BODY TYPE should not equal 01, 12-13, 32-33, 42, 50-52, 58-59, 60-67, 71-73, 78, 80-83, 88-93.
(V040)	11. either RELATED FACTORS-VEHICLE LEVEL equals 15, 17, 19,	BODY TYPE should not equal 91.
(V110)	12. either RELATED FACTORS-VEHICLE LEVEL equals 15,	VEHICLE TRAILING should not equal 0.
(V590)	13. RELATED FACTORS-VEHICLE LEVEL equals 32,	REGISTERED VEHICLE OWNER should equal 1-3.

	IF	THEN
(V592)	14. RELATED FACTORS- VEHICLE LEVEL equals 37,	REGISTRATION STATE should not equal 00, 92.
(V593)	15. RELATED FACTORS- VEHICLE LEVEL equals 37,	REGISTERED VEHICLE OWNER should not equal 0.
(V990)	16. SEQUENCE OF EVENTS equals 61,	RELATED FACTORS-VEHICLE LEVEL should not all equal 00.

FIRE OCCURRENCE

Format: 1 numeric

Element Values:



Blank
0 No or Not Reported
1 Yes

Remarks:



For the purposes of this element, “vehicle” is defined to mean the power unit plus any and all trailing units associated with the power unit.

If it cannot be determined that a fire occurred in the vehicle during the **crash**, use **No or Not Reported**.

Yes is used when the case materials indicate that this vehicle sustained fire damage.

In a multi-vehicle crash where a fire occurs, only the vehicles sustaining fire damage should be coded as Yes.

Fires that begin in a vehicle before the first impact may be counted. If fire damage is produced, Fire/Explosion would be the First Harmful Event.

If the Most Harmful Event for this vehicle is **Fire/Explosion**, or a fire in the vehicle is produced by damage in the **crash**, code **Yes**. The involved vehicles may be at rest for a **short** period of time.

If the vehicles are at rest long enough to raise a question about the fire’s relationship to the **crash’s** damage-producing events, use **No or Not Reported**.

Examples for Fire Occurrence:

<u>Examples:</u>	<u>Code</u>
<p>1. Car (V#1) strikes tank truck (V#2) in rear, the car catches on fire with no fire occurring for the tank truck.</p>	<p>V#1 – Yes V#2 – No or Not Reported</p>

2. Vehicle #1 catches fire, causing driver to strike vehicle #2.	V#1 – Yes V#2 – No or Not Reported
3. Vehicle #1 catches fire, causing driver to stop vehicle in roadway and all occupants exit vehicle. Two minutes later, a second car (V#2) rear-ends the stopped car and its driver is killed from collision. (codes reflect the second crash.)	V#1 – No or Not Reported V#2 – No or Not Reported

Consistency Checks:



IF	THEN
(4Z0P) 1. SEQUENCE OF EVENTS equals 02,	FIRE OCCURRENCE for this vehicle must equal 1 or blank.
(4Z1P) 2. UNIT TYPE equals 1 and FIRE OCCURRENCE equals 1 ,	at least one SEQUENCE OF EVENTS must equal 02.

Special Processing Rules:



IF	THEN
(540F) 1. FIRST HARMFUL EVENT equals 02,	at least one vehicle must have FIRE OCCURRENCE equal to 1 or blank.

HIT-AND-RUN

Format: 1 numeric

Element Values:



0 No
1 Yes
9 Unknown

Remarks:



This element refers to cases where a vehicle is a contact vehicle in the **crash** and does not stop to render aid (this can include drivers who flee the scene on foot). In many states, the investigating officer will note this in the narrative or check the appropriate box on the PAR. In some cases, the driver can be cited for failing to render assistance. **Review the case materials carefully for references to hit-and-run or failure to render aid.**

It does not matter whether the hit-and-run vehicle was striking or struck. The hit-and-run vehicle(s) is (are) the one(s) that “departed prior to investigation by the police,” or that vehicle which is “abandoned” at the scene when its occupant(s) fled from the area. If the police report indicates that the vehicle was involved in a collision which was investigated, but there is no information on that vehicle or the driver/owner because of departure prior to police arrival on-scene, then hit-and-run is indicated.

No is used if there is no reason to believe a hit-and-run occurred involving this vehicle or its driver. Example: If a vehicle is involved in a multi-vehicle collision and one of the other contact vehicles leaves the scene.

Examples include:

- 1. if occupants of a vehicle are taken or go directly from the scene to a medical treatment facility or physician. However if doubt exists concerning the departure for treatment, assume hit-and-run.***
- 2. a driver who leaves the scene but furnishes name, address, vehicle make, model, and model year such that it is recorded in the available information and the available information does not indicate hit-and-run.***
- 3. vehicles which set an object in motion such that (a) the object is contacted, before it stabilizes, by another in-transport motor vehicle,***

and (b) the vehicle which set the object in motion leaves the scene without providing the pertinent information (compare with exception two above), and (c) the available information does not indicate hit-and-run.

Yes is used when it has been determined that this vehicle's driver left the scene with or without their vehicle.

Examples include:

A hit-and-run occurred when this vehicle's driver left the scene after:

- **striking a pedestrian or other type of non-motorist.**
- **striking a parked/stopped off roadway motor vehicle (with or without occupants).**
- **being struck while parked or in-transport.**

If Hit-and-Run is Yes, Driver and Person Level forms must be submitted for the driver and occupants of this vehicle involved in the *crash* regardless of the fact that it was a hit-and-run.

When the presence of a hit-and-run vehicle is indicated and the available information does not provide the number of occupants, the number of occupants coded must equal 1 (the driver). In cases where the hit-and-run vehicle and its driver are not identified, code all the elements on the Vehicle and Person Level as Unknown. Otherwise, if some information is known about the vehicle and/or driver, code all the elements for which information exists and leave the rest as Unknown.

Unknown is used when it cannot be determined if the vehicle and/or driver left the scene of the crash or the available information indicates Unknown.

Consistency Checks:



	IF	THEN
(8K0P) 1.	VIOLETIONS CHARGED equals 07-08,	HIT-AND-RUN must not equal 0.
(V90P) 2.	HIT-AND-RUN equals 1,	UNIT TYPE for at least two vehicles should equal 1, or PERSON TYPE for at least one person should equal 03-08, 10, 19.

Special Processing Rules:



IF

THEN

(U070) 1. ***UNLIKELY: More than one vehicle with HIT-AND-RUN equal to 1.***

VEHICLE NUMBER

DRIVER LEVEL

Format: 3 numeric

Must be coded on an original submission

System-Generated (MDE System Only)

Element Values:

| **000-999**

Remarks:

See Vehicle Number – Vehicle Level for assignment numbers.



FOR DRIVERLESS, PARKED/STOPPED OFF ROADWAY/WORKING MOTOR VEHICLES AND MOTOR VEHICLES IN MOTION OUTSIDE THE TRAFFICWAY, ONLY CODE DRIVER PRESENCE (D4) AND RELATED FACTORS-DRIVER LEVEL (**D24**).

Case Structure Integrity Rules:

(CS12) 1. There must be exactly one Driver Level form corresponding to each Vehicle Level form.

DRIVER PRESENCE

Format: 1 numeric

Element Values:



- 0 No Driver Present/Not Applicable**
- 1 Yes**
- 9 Unknown**

Remarks:



No Driver Present/Not Applicable is used when there is no person who was controlling this vehicle at the time of the crash.

Yes is used when there is a person who is physically controlling the vehicle at the onset of the unstabilized situation for this crash. Do not use this attribute for a child sitting in the driver's seat unless the case materials indicate the child was in control of the vehicle. Hit-and-run drivers are included in this attribute. A driver under medical distress would be included.

Unknown is used when it is unknown if there was a driver present in the vehicle at the time of the crash. This attribute includes when a person was in the vehicle, but it is unknown if the person was the driver.

FARS SPECIAL INSTRUCTIONS:

Also use when Unit Type (V5) for this vehicle is not a motor vehicle in-transport (Unit Type codes "2, 3, 4"). Use this code regardless of the presence of an occupant in the driver's seat.

If coded **No Driver Present/Not Applicable** or **Unknown**, all other elements on the Driver Level must be left blank except Related Factors-Driver Level that can be coded. A Person Level form with Person Type equal to **Driver of a Motor Vehicle In-Transport** must not be submitted for that vehicle.












Consistency Checks:






	IF	THEN
(1H0F) 1.	DRIVER PRESENCE equals 0, 9,	PREVIOUS SPEEDING CONVICTIONS must be blank.



	IF	THEN
(1H1F) 2.	DRIVER PRESENCE equals 0, 9,	DRIVER'S LICENSE STATE must be blank.
(1H2F) 3.	DRIVER PRESENCE equals 0, 9,	LICENSE COMPLIANCE WITH CLASS OF VEHICLE must be blank.
(1H3F) 4.	DRIVER PRESENCE equals 0, 9,	NON-CDL LICENSE STATUS and COMMERCIAL MOTOR VEHICLE LICENSE STATUS must be blank.
(1H4F) 5.	DRIVER PRESENCE equals 0, 9,	COMPLIANCE WITH LICENSE RESTRICTIONS must be blank.
(1H6F) 6.	DRIVER PRESENCE equals 0, 9,	VIOLATIONS CHARGED must be blank.
(1H7F) 7.	DRIVER PRESENCE equals 0, 9,	PREVIOUS RECORDED CRASHES must be blank.
(1H8F) 8.	DRIVER PRESENCE equals 0, 9,	PREVIOUS RECORDED SUSPENSIONS must be blank.
(1H9F) 9.	DRIVER PRESENCE equals 0, 9,	PREVIOUS DWI CONVICTIONS must be blank.
(1HAF) 10.	DRIVER PRESENCE equals 0, 9,	PREVIOUS OTHER HARMFUL MV CONVICTIONS must be blank.
(1HBF) 11.	DRIVER PRESENCE equals 0, 9,	DATE OF LAST CRASH, SUSPENSION, CONVICTION must be blank.
(1HCF) 12.	DRIVER PRESENCE equals 0, 9,	DATE OF FIRST CRASH, SUSPENSION, CONVICTION must be blank.
(1HDF) 13.	DRIVER PRESENCE equals 0, 9,	DRIVER HEIGHT (feet and inches) must equal blank.
(1HEF) 14.	DRIVER PRESENCE equals 0, 9,	DRIVER WEIGHT must equal blank.

	IF	THEN
	(2F0F) 15. NUMBER OF OCCUPANTS equals 00,	DRIVER PRESENCE must equal 0 .
	(2H0F) 16. DRIVER PRESENCE equals 0, 9 ,	RELATED FACTORS-DRIVER LEVEL must not equal 01-08, 09, 11-13, 15-16, 19, 52-53, 58-59, 73-74, 77-88 , 90, 93-98.
	(2H1F) 17. DRIVER PRESENCE equals 0, 9 ,	DRIVER'S VISION OBSCURED BY must equal blanks.
	(5L0F) 18. any RELATED FACTORS-DRIVER LEVEL equals 20,	DRIVER PRESENCE must not equal 1, 9 .
	(6H0P) 19. DRIVER PRESENCE equals 0, 9 ,	DRIVER'S ZIP CODE must be blank.
	(7B0F) 20. JACKKNIFE equals 2-3,	DRIVER PRESENCE must equal 1.
	(9A3P) 21. UNIT TYPE equals 2-4,	DRIVER PRESENCE must equal 0 .
	(BJ0P) 22. DRIVER PRESENCE equals 0, 9 ,	COMPLIANCE WITH LICENSE ENDORSEMENTS must be blank.
	(BN0P) 23. DRIVER PRESENCE equals 0, 9 ,	COMMERCIAL MOTOR VEHICLE LICENSE STATUS must be blank.
	(BZ0P) 24. RELATED FACTORS-DRIVER LEVEL equals 93-98,	DRIVER PRESENCE must equal 1 .
	(D330) 25. DRIVER PRESENCE equals 0 , and REGISTRATION STATE is NOT equal to 00, 92, 99,	REGISTERED VEHICLE OWNER should equal 3-6.
	(V120) 26. DRIVER PRESENCE equals 0 ,	VEHICLE ROLE should not equal 0, 9.

Special Processing Rules:

	IF	THEN
	(3H0F) 1. DRIVER PRESENCE equals 1,	there must be one and only one Person Level form for that vehicle with PERSON TYPE equal to 01, or there must be no Person Level form for that vehicle with PERSON TYPE equal to 01 and at least two Person Level forms for that vehicle with PERSON TYPE equal to 09.
	(4H0F) 2. DRIVER PRESENCE equals 0, 9,	there must not be a Person Level form for that vehicle with PERSON TYPE equal to 01.
	(A080) 3. DRIVER PRESENCE equals 0, and FIRST HARMFUL EVENT equals 12-13, and NUMBER OF VEHICLE FORMS SUBMITTED equals 002,	one RELATED FACTORS-DRIVER LEVEL should equal 20.
	(CB0P) 4. REGISTERED VEHICLE OWNER equals 6,	DRIVER PRESENCE must equal 0.
	(FD0F) 5. DRIVER PRESENCE is blank, case status if flawed.	



DRIVER'S LICENSE STATE

Format: 2 numeric

Element Values:

Blanks

01 Alabama	33 New Hampshire
02 Alaska	34 New Jersey
03 American Samoa	35 New Mexico
04 Arizona	36 New York
05 Arkansas	37 North Carolina
06 California	38 North Dakota
08 Colorado	39 Ohio
09 Connecticut	40 Oklahoma
10 Delaware	41 Oregon
11 District of Columbia	42 Pennsylvania
12 Florida	43 Puerto Rico
13 Georgia	44 Rhode Island
14 Guam	45 South Carolina
15 Hawaii	46 South Dakota
16 Idaho	47 Tennessee
17 Illinois	48 Texas
18 Indiana	49 Utah
19 Iowa	50 Vermont
20 Kansas	51 Virginia
21 Kentucky	52 Virgin Islands
22 Louisiana	53 Washington
23 Maine	54 West Virginia
24 Maryland	55 Wisconsin
25 Massachusetts	56 Wyoming
26 Michigan	
27 Minnesota	
28 Mississippi	93 Indian Nation
29 Missouri	94 U.S. Government
30 Montana	95 Canada
31 Nebraska	96 Mexico
	97 Other Foreign Country
	99 Unknown

Remarks:

If no license is required or driver is not licensed, code the residence State of the driver.

U.S. Government is used to indicate the license was issued by the U.S. Government; such as military or State Department Foreign Service.



FARS SPECIAL INSTRUCTIONS:

Prior to 2007, the *attribute U.S. Government* was called "Military."

Consistency Checks:



	IF	THEN
(1H1F) 1.	DRIVER PRESENCE equals 0, 9,	DRIVER'S LICENSE STATE must be blank.
(1I0P) 2.	DRIVER'S LICENSE STATE equals 99,	NON-CDL LICENSE STATUS must not equal 0-4, 6, and COMMERCIAL MOTOR VEHICLE LICENSE STATUS must not equal 0-8.
(1K0P) 3.	DRIVER'S LICENSE STATE equals 99,	LICENSE COMPLIANCE WITH CLASS OF VEHICLE must not equal 0-3.
(2I0P) 4.	DRIVER'S LICENSE STATE equals 99,	COMPLIANCE WITH LICENSE RESTRICTIONS must not equal 0-3.
(3I1P-3I5P) 5.	DRIVER'S LICENSE STATE equals 99,	all driver history counters (PREVIOUS RECORDED CRASHES through PREVIOUS OTHER HARMFUL MV CONVICTIONS) must equal 99.
(BI0P) 6.	DRIVER'S LICENSE STATE equals 99,	COMPLIANCE WITH LICENSE ENDORSEMENTS must not equal 1-2.
(CJ00) 7.	PREVIOUS RECORDED CRASHES equals 98,	DRIVER'S LICENSE STATE should equal 09, 13, 30, 35.



	IF	THEN
(D010-D050)	8. DRIVER'S LICENSE STATE equals 96-97,	all driver history counters (PREVIOUS RECORDED CRASHES through PREVIOUS OTHER HARMFUL MV CONVICTIONS) should equal 99.
(D170)	9. DRIVER'S LICENSE STATE does not equal 93-97, 99 ,	DRIVER'S ZIP CODE should not equal 99999.
(D320)	10. DRIVER'S LICENSE STATE does not equal 93-97, 99 ,	DRIVER'S ZIP CODE should be a valid zip code for DRIVER'S LICENSE STATE.
(D480)	11. DRIVER'S LICENSE STATE equals 09, 13, 30, 35,	PREVIOUS RECORDED CRASHES should equal 98.
(D710)	12. DRIVER'S LICENSE STATE equals 02, 04, 09, 15, 20-21, 30, 38, 40, 56,	NON-CDL LICENSE TYPE should not equal 2.



DRIVER'S ZIP CODE

Format: 5 numeric

Element Values:

Blanks	
00000	Not a resident of U.S. or Territories
nnnnn	Five Numeric
	Actual Values
99999	Unknown

Remarks:



Code only the first five digits of nine-digit zip codes.

Use the following guidelines to resolve discrepancies between the **Police Accident Report (PAR)** and Driver License File:

If the street address is the same on both sources but the zip codes differ, use the zip code from the License File. If you have access to a Zip Code Directory, confirm the address with that.

If the street addresses on the two sources differ, then use the zip code for the address reported on the PAR.

If you have both a residence address and a different mailing address (i.e., a P.O. Box) use the zip code for the residence address.

If the PAR indicates an address in-state and a driver's license from another state is recorded (with a different residence address), attempt to determine the most current address for the driver. If the most current address cannot be determined, use the zip code that corresponds to the address from the **DRIVER'S LICENSE STATE**.

Consistency Checks:



	IF	THEN
(6H0P) 1.	DRIVER PRESENCE equals 0, 9,	DRIVER'S ZIP CODE must be blank.



	IF	THEN
(BY0P) 2.	DRIVER'S ZIP CODE must be a valid code, blanks, 00000 or 99999.	
(D160) 3.	NON-CDL LICENSE STATUS does not equal 9, or COMMERCIAL MOTOR VEHICLE LICENSE STATUS does not equal 9,	DRIVER'S ZIP CODE should not equal 99999.
(D170) 4.	DRIVER'S LICENSE STATE does not equal 93-97, 99,	DRIVER'S ZIP CODE should not equal 99999.
(D320) 5.	DRIVER'S LICENSE STATE does not equal 93-97, 99,	DRIVER'S ZIP CODE should be a valid zip code for the DRIVER'S LICENSE STATE.

NON-CDL LICENSE TYPE/STATUS

Format: 2 sets, 1 numeric

Element Values:

Blanks - Driver Not Present

License Type

- 0 Not Licensed
- 1 Full Driver License

Graduated Driver Licenses

- 2 Intermediate Driver License
- 7 Learner's Permit

- 8 Temporary License
- 9 Unknown License Type

License Status

- 0 Not Licensed
- 1 Suspended
- 2 Revoked
- 3 Expired
- 4 Canceled or Denied
- 6 Valid
- 9 Unknown License Status

Source:

Official driver record and police report. Official driver records take precedence over police-reported information.

Remarks:

Prior to 1993, this element was Driver License Status and included codes "5 – Valid-Single Class" and "6 – Valid-Multiple Class."

Starting in 2004, this element was modified to capture both non-CDL license type and status to accommodate graduated driver license (GDL) programs.

This element is used to establish the driver's license type and status for all license classes except the commercial driver's license (CDL). It also captures the type and status of the NON-CDL driving privilege for drivers with CDLs.

The NON-CDL License Type/Status is coded for all drivers, including drivers with a CDL.

Use the "Type" field to record whether the driver has a full driver's license, intermediate driver's license, learner's permit, temporary license, or is not licensed. Use the "Status" field to record if the license is valid, suspended, revoked, expired, canceled or denied.

When involved drivers are in the military, the analyst should be cautious because some States automatically (without driver application) renew drivers' licenses or extend the license until the individual is discharged. Each state analyst should be familiar with their state's policy on military personnel and code these license variables accordingly.

In addition, when out-of-state driver requests are made the analyst requesting the data should note that the driver is in the military.

Not Licensed (for both Type and Status). **Not Licensed** should be used only when it has been reasonably established that the driver is not registered (anywhere). Takes precedence over all other NON-CDL License Type/Status Codes. Drivers who have a license but fail to have their license with them at the time of the **crash** should be coded according to the type (class) of license they possess and the validity of the license. If the police report indicates that the driver has "no license," the analyst should first determine whether this means that the person was not in possession of his/her license at the time of the **crash**, or that the driver is not a registered motor vehicle operator. A review of the violations cited section of the police report may yield some clues in this matter. If the person is cited for not possessing his/her license or for not having one, then code this information in variables D21 and **D24**, Violations Charged and Related Factors – Driver Level. If the analyst is uncertain as to whether or not the person possesses a license, then **Unknown** should be used.



NON-CDL LICENSE TYPE REMARKS:

Full Driver License is used for unlimited driving privileges (with no GDL restrictions). This is based on your state's eligibility guidelines.

Learner's Permit and **Intermediate Driver License** are the first two stages of a tiered licensing process that allows young drivers to obtain full driver license privileges through safe driving practices. Typical restrictions include minimum age requirements, passing vision/ knowledge tests, and supervision by adult driver over the age of 21. Other requirements may include number of

passenger in the vehicle, occupants must wear seatbelts, zero alcohol tolerance, and no at-fault **crashes** or convictions for a period of time.

NOTE: Beginning in 2004, if **Learner's Permit** or **Intermediate Driver License** has expired, code Type as **Intermediate Driver License** or **Learner's Permit** and Status as **Expired**. (Prior to 2004, an expired Learner's Permit was coded as **Not Licensed**).

NOTE: It is important that you know your state's Graduated Driver License restrictions. GDL program restrictions vary from state-to-state.

Intermediate Driver License is the second stage of obtaining a full license privilege. It is typically for drivers between the ages of 16 and 17, and does not require total supervision during daylight hours (e.g., adult supervision during the hours of midnight to 5 am). An Intermediate Driver License may be suspended or revoked under certain violations. Other conditions may include conviction-free performance, seat-belt use for occupants, and some age restrictions for passengers. If any restriction is violated, this GDL restriction period can be extended.

NOTE: Intermediate Driver License does not apply for states that do not have a GDL program. However, your state may have a Learner's Permit. Also, your state may not use the name "Intermediate Driver License" and may call it something else.

Learner's Permit is the first stage of obtaining a full license privilege. It is typically for drivers between 14 and 16 years of age, and typically requires total adult supervision, seat-belt use for occupants, and conviction-free performance. If any restriction is violated, this GDL restriction period can be extended.

Temporary License includes any type of non-permanent license issued for a period of time less than that for a permanent license (e.g., temporary license to drive within a resort area; temporary license issued to foreign nationals). Short-term permanent licenses are not temporary (e.g., license issued to elderly drivers requiring frequent re-testing).

Learner's Permit and **Intermediate Driver License** held by young drivers awaiting a **Full Driver's License** are not to be coded **Temporary License**.

Unknown License Type should be used when the type of the license is unknown. **Unknown License Type** is also used when it is unknown whether the driver had a license or not (e.g., hit-and-run).

NON-CDL LICENSE STATUS REMARKS:

Not Licensed should be used only when it has been reasonably established that the driver is not registered (anywhere). Takes precedence over all other Non-CDL License Status Codes. Drivers who have a license but fail to have their license with them at the time of the **crash** should be coded according to the type (class) of license they possess and the validity of the license. If the police report indicates that the driver has “no license,” the analyst should first determine whether this means that the person was not in possession of his/her license at the time of the **crash**, or that the driver is not a registered motor vehicle operator. A review of the violations cited section of the police report may yield some clues in this matter. If the person is cited for not possessing his/her license or for not having one, then code this information in variables D21 and **D24**, Violations Charged and Related Factors-Driver Level. If the analyst is uncertain as to whether or not the person possesses a license, then code **Unknown** should be used.

Suspended, Revoked or Expired are used if a **Full Driver’s License*** is suspended, revoked, or expired. An Intermediate Driver License may be **Suspended** or **Revoked** under certain violations. If **Learner’s Permit** or **Intermediate Driver License** has expired, code **Expired**.

Examples: If a **Full Driver License** is revoked or suspended but limited driving is permitted (e.g., to and from work), use the following criteria:



a. If the **crash** occurs during permitted times of driving, code Non-CDL License Type as **Full Driver License** and Status as **Valid**, code Compliance With License Restrictions as **Restrictions Complied With**, and code Related Factors-Driver Level as **Legally Driving on Suspended or Revoked License**.



b. If the **crash** occurs during invalid times for driving, code Non-CDL License Type as **Full Driver License** and Status as **Suspended or Revoked**, code Compliance With License Restrictions as **Restriction Not Complied With**, and do not use Related Factors-Driver Level as **Legally Driving on Suspended or Revoked License**.

Suspended takes precedence over all other License Status codes, except **Not Licensed**.

Canceled or Denied is used whenever the driver’s official driver record indicates the driver’s license* (1) was canceled; or (2) the driver’s request for license, or an extension of one, was denied.

Valid refers to any license held by the driver that is valid for a class of vehicle*. If the driver is in violation of some aspect of his/her license (e.g., one of the

restrictions) do not consider the license as being not valid. Record the restriction on element D9 (Compliance with License Restrictions) if applicable. If the police cite the driver for the violation, then the information would be recorded under elements D21 and **D24** (Violations Charged and/or Related Factors-Driver Level).

Unknown License Status should be used when the status of the license is unknown. **Unknown License Status** is also used when it is unknown whether the driver had a license or not (e.g., hit-and-run).

See reference table for coding elements D7 and D10, following the remarks section of element (D10) License Compliance With Class Of Vehicle.

* **NON-CDL privilege only**

IMPORTANT NOTE:

In distinguishing license requirements from restrictions focus upon whether or not all drivers possessing the type of license are mandated to obey the requirement. If they are, then the requirement is not a restriction, but rather part of the definition of the license. Restrictions, on the other hand, are requirements specific to individual drivers.



See the following tables for additional guidance for coding Non-CDL License Type/Status for young drivers with GDL License (Learner's Permit and Intermediate Driver Licenses) and CDL Drivers:

<u>Coding Scenarios for CDL Licenses</u>		<u>D7 Non-CDL Type</u>	<u>D7 Non- CDL Status</u>	<u>D8 CMV Status</u>	<u>D10 Comp w/ Class</u>	<u>D11 Comp. w/ Restriction</u>
1.	CDL w/no endorsement valid, driving a CDL vehicle (no endorsement required). Non-CDL License Type/Status is Full License/Valid.	1	6	6	3	0
2.	CDL w/hazardous material endorsement, valid driving CDL vehicle w/hazardous cargo. Non-CDL License Type/Status is Full License/Valid.	1	6	6	3	1
3.	CDL w/hazardous material endorsement, valid driving non-CDL vehicle. Non-CDL License Type/Status is Full License/Valid.	1	6	6	3	0
4.	CDL w/ no endorsements suspended, driving a CDL (double bottom) vehicle. Non-CDL License Type/Status is Full License/Valid.	1	6	1	2	2
5.	CDL w/tanker endorsement, disqualified, driving a tanker. Non-CDL License Type/Status is Full License/Suspended.	1	1	5	2	1
6.	CDL w/tanker endorsement suspended, driving a non-CDL vehicle. Non-CDL License Type/Status is Full License/Valid.	1	6	1	3	0
7.	Non-CDL license driving CDL 24 passenger bus. Non-CDL License Type/Status is Full License/Valid.	1	6	0	2	2
8.	Non-CDL license driving 24 passenger bus. Non-CDL License Type/Status is Full License/Suspended.	1	1	0	2	2
9.	*CDL w/no endorsements valid, driving CDL vehicle (endorsement requirement unknown). Non-CDL License Type/Status is Full License/Suspended.	1	1	6	8	9
10.	*CDL w/no endorsements *CDL w/tanker endorsements valid, driving non-CDL vehicle. Non-CDL License Type/Status is Full License/Suspended.	1	1	6	2	0
11.	*CDL w/tanker endorsements valid, driving non-CDL vehicle. Non-CDL License Type/Status is Full License/Suspended.	1	1	6	2	0

* possible, but unlikely situation

	<u>CODING SCENARIOS FOR GRADUATED DRIVER'S LICENSING PROGRAM</u>	<u>NON-CDL TYPE</u>	<u>NON-CDL STATUS</u>	<u>COMPLIANCE WITH LICENSE RESTRICTIONS</u>	<u>RELATED FACTORS-DRIVER LEVEL</u>
1.	A 16-year-old driver with a valid Intermediate License driving a vehicle during prohibited driving hours without corrective lenses.	2	6	2	73, 74
2.	A 15-year-old with a valid Learner's Permit driving alone (adult supervision required).	7	6	2	73
3.	A 16-year-old with a valid Intermediate License not complying with seat-belt requirement during permitted daytime driving hours.	2	6	2	73
4.	A 17-year-old driver with a valid Intermediate License. The officer reported there was a 19-year-old non-family passenger, in violation of the state's GDL requirements.	2	6	2	73
5.	An 18-year-old driver with an expired Learner's Permit driving with no violations of GDL restrictions.	7	3	1	00
6.	A 15-year-old with a suspended Learner's Permit is driving without required prescription lenses, and is complying with all GDL restrictions.	7	1	2	74
7.	A driver with a suspended Intermediate Driver's License complying with all GDL restrictions.	2	3	1	00
8.	A 19-year-old with a valid Intermediate License which was extended due to prior GDL violations is driving a truck greater than 26,000 lbs. requiring a CDL during prohibited hours.	2	6	2	73
9.	A driver with a valid Full Driver's License driving without required corrective lenses.	1	6	2	74

Consistency Checks:

	IF	THEN
	(1H3F) 1. DRIVER PRESENCE equals 0, 9,	NON-CDL LICENSE STATUS and COMMERCIAL MOTOR VEHICLE LICENSE STATUS must be blank.
	(1I0P) 2. DRIVER'S LICENSE STATE equals 99,	NON-CDL LICENSE STATUS must not equal 0-4, 6, and COMMERCIAL MOTOR VEHICLE LICENSE STATUS must not equal 0-8.
	(5I0P) 3. NON-CDL LICENSE STATUS equals 0,	COMPLIANCE WITH LICENSE RESTRICTIONS must not equal 1-3, 9.
	(6I0P) 4. NON-CDL LICENSE STATUS equals 9, and COMMERCIAL MOTOR VEHICLE LICENSE STATUS equals 0,	COMPLIANCE WITH LICENSE RESTRICTIONS must not equal 1-3.
	(7I0P) 5. COMPLIANCE WITH LICENSE RESTRICTIONS equals 1, and RELATED FACTORS-DRIVER LEVEL equals 19,	NON-CDL LICENSE STATUS must equal 6.
	(7K0P) 6. VIOLATIONS CHARGED equals 71,	NON-CDL LICENSE STATUS must equal 0, 1-2, or COMMERCIAL STATUS must equal 1-2, 5.
	(8I0P) 7. NON-CDL LICENSE STATUS equals 0-4, 9,	RELATED FACTORS-DRIVER LEVEL must not equal 19.
	(8J0P) 8. NON-CDL LICENSE TYPE equals 0,	NON-CDL LICENSE STATUS must equal 0.
	(8J1P) 9. NON-CDL LICENSE STATUS equals 0,	NON-CDL LICENSE TYPE must equal 0.



(D060) 10. NON-CDL LICENSE
STATUS equals 1-4, 6, or
COMMERCIAL MOTOR
VEHICLE LICENSE
STATUS equals 1-8, and
PERSON TYPE equals 01,

AGE should not be less than
015.



(D100-
D140) 11. NON-CDL LICENSE
STATUS equals 9,

all driver history counters
(PREVIOUS RECORDED
CRASHES through PREVIOUS
OTHER HARMFUL MV
CONVICTIONS) should equal
99.



(D160) 12. NON-CDL LICENSE
STATUS does not equal 9,
or COMMERCIAL MOTOR
VEHICLE LICENSE
STATUS does not equal 9,

DRIVER'S ZIP CODE should not
equal 99999.

(D260) 13. NON-CDL LICENSE
STATUS equals 9, or
COMMERCIAL MOTOR
VEHICLE LICENSE
STATUS equals 9,

COMPLIANCE WITH LICENSE
RESTRICTIONS should not
equal 0.

(D340) 14. NON-CDL LICENSE
STATUS equals 1-4, 6, 9,
or COMMERCIAL MOTOR
VEHICLE LICENSE
STATUS equals 1-9,

LICENSE COMPLIANCE WITH
CLASS OF VEHICLE should not
equal 0.

(D350) 15. VIOLATIONS CHARGED
equals 71,






NON-CDL LICENSE STATUS
should not equal 0, 3, 6, 9.

(D380) 16. NON-CDL LICENSE
STATUS equals 9,

LICENSE COMPLIANCE WITH
CLASS OF VEHICLE should
equal 1, 9.

(D390) 17. NON-CDL LICENSE
STATUS equals 0,

LICENSE COMPLIANCE WITH
CLASS OF VEHICLE should not
equal 2-3, 8-9.

	IF	THEN
	(D400) 18. NON-CDL LICENSE STATUS equals 0-4,	LICENSE COMPLIANCE WITH CLASS OF VEHICLE should not equal 3, 8-9.
	(D620) 19. NON-CDL LICENSE TYPE equals 7,	AGE (for the driver) should equal 014-016 .
	(D630) 20. NON-CDL LICENSE TYPE equals 2,	AGE (for the driver) should equal 015-017 .
	(D640) 21. AGE equals 014-017 , and PERSON TYPE equals 01,	NON-CDL LICENSE TYPE should equal 2, 7.
	(D650) 22. AGE equals 018-120 , and PERSON TYPE equals 01	NON-CDL LICENSE TYPE should equal 1.
	(D680) 23. NON-CDL LICENSE TYPE does not equal 0, 9,	NON-CDL LICENSE STATUS should not equal 0, 9.
	(D690) 24. NON-CDL LICENSE TYPE equals 2, 7, and COMPLIANCE WITH LICENSE RESTRICTIONS equals 2,	RELATED FACTORS-DRIVER LEVEL should equal 73-74.
	(D700) 25. NON-CDL LICENSE TYPE equals 1, and COMPLIANCE WITH LICENSE RESTRICTIONS equals 2,	RELATED FACTORS-DRIVER LEVEL should equal 74.
	(D710) 26. DRIVER'S LICENSE STATE equals 02, 04, 09, 15, 20-21, 30, 38, 40, 56,	NON-CDL LICENSE TYPE should not equal 2.
	(D730) 27. RELATED FACTORS-DRIVER LEVEL equals 73,	COMPLIANCE WITH LICENSE RESTRICTIONS should equal 2, and NON-CDL LICENSE TYPE should equal 2, 7.

COMMERCIAL MOTOR VEHICLE LICENCE STATUS
--

Format: 1 numeric

Element Values:

- Blank
- 0 No (CDL)
- 1 Suspended
- 2 Revoked
- 3 Expired
- 4 Canceled or Denied
- 5 Disqualified
- 6 Valid
- 7 Learner's Permit
- 8 Other - Not Valid
- 9 Unknown

Remarks:

This element indicates the status for a driver's Commercial Driver's License (CDL).

As of April 1, 1992, all states will require a driver to have a CDL for driving a **commercial motor vehicle in excess of 26,000 pounds**; or for transporting hazardous materials in sufficient amounts to be placarded; or for transporting 16 or more passengers, including the driver.

See the table on the following page for guidance on coding this element and related driver status elements.





Disqualified is used for commercial drivers who have their CDL privilege taken away for violations against the federal regulations. Although similar to suspension, the reasons for "disqualification" of a CDL may differ from state suspension reasons.

Other - Not Valid should be used when a CDL is surrendered or not valid due to the lack of medical clearance.

<u>Coding Scenarios for CDL Licenses</u>	<u>D7 Non-CDL Type</u>	<u>D7 Non- CDL Status</u>	<u>D8 CMV Status</u>	<u>D10 Comp w/ Class</u>	<u>D11 Comp. w/ Restriction</u>
1. CDL w/no endorsement valid, driving a CDL vehicle (no endorsement required). Non-CDL License Type/Status is Full License/Valid.	1	6	6	3	0
2. CDL w/hazardous material endorsement, valid driving CDL vehicle w/hazardous cargo. Non-CDL License Type/Status is Full License/Valid.	1	6	6	3	1
3. CDL w/hazardous material endorsement, valid driving non-CDL vehicle. Non-CDL License Type/Status is Full License/Valid.	1	6	6	3	0
4. CDL w/ no endorsements suspended, driving a CDL (double bottom) vehicle. Non-CDL License Type/Status is Full License/Valid.	1	6	1	2	2
5. CDL w/tanker endorsement, disqualified, driving a tanker. Non-CDL License Type/Status is Full License/Suspended.	1	1	5	2	1
6. CDL w/tanker endorsement suspended, driving a non-CDL vehicle. Non-CDL License Type/Status is Full License/Valid.	1	6	1	3	0
7. Non-CDL license driving CDL 24 passenger bus. Non-CDL License Type/Status is Full License/Valid.	1	6	0	2	2
8. Non-CDL license driving 24 passenger bus. Non-CDL License Type/Status is Full License/Suspended.	1	1	0	2	2
9. *CDL w/no endorsements valid, driving CDL vehicle (endorsement requirement unknown). Non-CDL License Type/Status is Full License/Suspended.	1	1	6	8	9
10. *CDL w/no endorsements *CDL w/tanker endorsements valid, driving non-CDL vehicle. Non-CDL License Type/Status is Full License/Suspended.	1	1	6	2	0
11. *CDL w/tanker endorsements valid, driving non-CDL vehicle. Non-CDL License Type/Status is Full License/Suspended.	1	1	6	2	0

* possible, but unlikely situation

Consistency Checks:

	IF	THEN
	(1H3F) 1. DRIVER PRESENCE equals 0, 9,	NON-CDL LICENSE STATUS and COMMERCIAL MOTOR VEHICLE LICENSE STATUS must be blank.
	(1I0P) 2. DRIVER'S LICENSE STATE equals 99,	NON-CDL LICENSE STATUS must not equal 0-4, 6, and COMMERCIAL MOTOR VEHICLE LICENSE STATUS must not equal 0-8.
	(6I0P) 3. NON-CDL LICENSE STATUS equals 9, and COMMERCIAL MOTOR VEHICLE LICENSE STATUS equals 0,	COMPLIANCE WITH LICENSE RESTRICTIONS must not equal 1-3.
	(7K0P) 4. VIOLATIONS CHARGED equals 71,	NON-CDL LICENSE STATUS must equal 0, 1-2, or COMMERCIAL MOTOR VEHICLE LICENSE STATUS must equal 1-2, 5.
	(BN0P) 5. DRIVER PRESENCE equals 0, 9,	COMMERCIAL MOTOR VEHICLE LICENSE STATUS must be blank.
	(CC0P) 6. COMMERCIAL MOTOR VEHICLE LICENSE STATUS equals 0, 9,	COMPLIANCE WITH LICENSE ENDORSEMENTS must not equal 1.
	(D060) 7. NON-CDL LICENSE STATUS equals 1-4, 6, or COMMERCIAL MOTOR VEHICLE LICENSE STATUS equals 1-8, and PERSON TYPE equals 01,	AGE should not be less than 015.



	IF	THEN
(D160)	8. NON-CDL LICENSE STATUS does not equal 9, or COMMERCIAL MOTOR VEHICLE LICENSE STATUS does not equal 9,	DRIVER'S ZIP CODE should not equal 99999.
(D260)	9. NON-CDL LICENSE STATUS equals 9, or COMMERCIAL MOTOR VEHICLE LICENSE STATUS equals 9,	COMPLIANCE WITH LICENSE RESTRICTIONS should not equal 0.
(D270)	10. BODY TYPE equals 50-52, 63, 66, 72, or HM1 equals 2,	COMMERCIAL MOTOR VEHICLE LICENSE STATUS should not equal 0.
(D280)	11. VEHICLE CONFIGURATION equals 05-08, 21, or HM1 equals 2,	COMMERCIAL MOTOR VEHICLE LICENSE STATUS should not equal 0.
(D300)	12. HM2 equals 2,	COMMERCIAL MOTOR VEHICLE LICENSE STATUS should not equal 0, 9.
(D340)	13. NON-CDL LICENSE STATUS equals 1-4, 6, 9, or COMMERCIAL MOTOR VEHICLE LICENSE STATUS equals 1-9,	LICENSE COMPLIANCE WITH CLASS OF VEHICLE should not equal 0.
(D420)	14. COMMERCIAL MOTOR VEHICLE LICENSE STATUS equals 0,	COMPLIANCE WITH LICENSE ENDORSEMENTS should not equal 1-3.
(D430)	15. COMPLIANCE WITH LICENSE ENDORSEMENTS equals 1-3,	COMMERCIAL MOTOR VEHICLE LICENSE STATUS should not equal 0.
(D440)	16. COMMERCIAL MOTOR VEHICLE LICENSE STATUS equals 0,	BODY TYPE should not equal 50-52, 63, 66, 72, and HM2 should not equal 2.

	IF	THEN
(D450)	17. COMMERCIAL MOTOR VEHICLE LICENSE STATUS equals 0,	VEHICLE CONFIGURATION should not equal 05-08, 21, and HM2 should not equal 2.
(D460)	18. COMMERCIAL MOTOR VEHICLE LICENSE STATUS, equals 9,	COMPLIANCE WITH LICENSE ENDORSEMENTS should equal 0, 3, 9.
(V090)	19. HM1 equals 2,	COMMERCIAL MOTOR VEHICLE LICENSE STATUS should equal 6, 9.
(V100)	20. HM1 equals 2, and RELATED FACTORS-DRIVER LEVEL does not equal 19,	COMMERCIAL MOTOR VEHICLE LICENSE STATUS should not equal 1-2, 5.

COMPLIANCE WITH LICENSE ENDORSEMENTS

Format: 1 numeric

Element Values:

Blank

- 0 No Endorsements Required for the vehicle
- 1 Endorsement(s) Required, complied with
- 2 Endorsement(s) Required, not complied with
- 3 Endorsement(s) Required, compliance unknown
- 9 Unknown, if required

Remarks:



This element indicates whether the vehicle driven at the time of the **crash** requires endorsement(s) on a Commercial Driver's License (CDL) and whether this driver is complying with the CDL endorsements. These endorsements include: double/triple bottoms, passenger vehicles with 16 passengers, tank, hazardous materials, combined tank/hazardous materials, and others. This element is to be coded independently from CDL Status. The driver is not automatically failing to comply with a CDL endorsement by not having a valid CDL.

No Endorsements Required for the vehicle is used when this vehicle requires no special endorsement on a CDL or requires no CDL to operate.

Endorsement(s) Required, complied with is used when this vehicle requires a CDL and requires a particular endorsement or set of endorsements, and the driver has a CDL and is in compliance with the specific endorsements. (Note: The status of the CDL is not used in determining if the driver has complied with the endorsement.)

Endorsement(s) Required, not complied with is used when this vehicle requires a CDL and particular endorsement(s) on the CDL, but the driver does not have a CDL or does not have the particular endorsement(s) required for the vehicle driven. The driver may have some other endorsement(s). (Note: The status of the CDL is not used in determining if the driver has complied with the endorsement.)



Endorsement(s) Required, compliance unknown is used when this vehicle requires a CDL and particular endorsement(s) on the CDL, but it is not known whether the driver was in compliance with the particular endorsement(s) or it is not known whether the driver had a CDL.

Unknown, if required is used when it is unknown whether a driver is required to have an endorsement on a CDL to operate the *crash* vehicle. The driver may or may not have a CDL.

The following table provides guidance for coding this element for the type of license and vehicle driven in the *crash*:

<u>DRIVER LICENSE</u>	<u>VEHICLE DRIVEN IN THE CRASH</u>	<u>D9</u>
NON-CDL	AUTOMOBILE	0
	NON-CDL TRUCK/BUS	0
	CDL, NOT REQUIRING ENDORSEMENT	0
	CDL, REQUIRING ENDORSEMENT	2
	CDL, UNKNOWN IF REQUIRED	9
CDL W/NO ENDORSEMENT	AUTOMOBILE	0
	NON-CDL TRUCK/BUS	0
	CDL, NOT REQUIRING ENDORSEMENT	0
	CDL, REQUIRING ENDORSEMENT	2
	CDL, UNKNOWN IF REQUIRED	9
CDL W/ ENDORSEMENT	AUTOMOBILE	0
	NON-CDL TRUCK/BUS	0
	CDL, NOT REQUIRING ENDORSEMENT	0
	CDL, MATCHING ENDORSEMENT	1
	CDL, W/DIFFERENT ENDORSEMENT	2
CDL, ENDORSEMENT UNKNOWN	AUTOMOBILE	0
	NON-CDL TRUCK/BUS	0
	CDL, NOT REQUIRING ENDORSEMENT	0
	CDL, REQUIRING ENDORSEMENT	3
	CDL, UNKNOWN IF REQUIRED	9
CDL UNKNOWN	AUTOMOBILE	0
	NON-CDL TRUCK/BUS	0
	CDL, NOT REQUIRING ENDORSEMENT	0
	CDL, REQUIRING ENDORSEMENT	3
	CDL, UNKNOWN IF REQUIRED	9
NOT LICENSED	AUTOMOBILE	0
	NON-CDL TRUCK/BUS	0
	CDL, NOT REQUIRING ENDORSEMENT	0
	CDL, REQUIRING ENDORSEMENT	2
	CDL, UNKNOWN IF REQUIRED	9

Consistency Checks:

	IF	THEN
	(BI0P) 1. <i>DRIVER'S</i> LICENSE STATE equals 99,	COMPLIANCE WITH LICENSE ENDORSEMENTS must not equal 1-2.
	(BJ0P) 2. DRIVER PRESENCE equals 0, 9,	COMPLIANCE WITH LICENSE ENDORSEMENTS must be blank.
	(BK0P) 3. LICENSE COMPLIANCE WITH CLASS OF VEHICLE equals 1,	COMPLIANCE WITH LICENSE ENDORSEMENTS must not equal 1-3, 9.
	(BL0P) 4. COMPLIANCE WITH LICENSE ENDORSEMENTS equals 1, and any RELATED FACTORS-DRIVER LEVEL equals 19,	LICENSE COMPLIANCE WITH CLASS OF VEHICLE must equal 3.
	(CC0P) 5. COMMERCIAL MOTOR VEHICLE LICENSE STATUS equals 0, 9,	COMPLIANCE WITH LICENSE ENDORSEMENTS must not equal 1.
	(CG0P) 6. LICENSE COMPLIANCE WITH CLASS OF VEHICLE equals 0,	COMPLIANCE WITH LICENSE ENDORSEMENTS must not equal 1, 3.
	(D310) 7. HM2 equals 2,	COMPLIANCE WITH LICENSE ENDORSEMENTS should equal 1-3.
	(D410) 8. LICENSE COMPLIANCE WITH CLASS OF VEHICLE equals 0,	COMPLIANCE WITH LICENSE ENDORSEMENTS should not equal 1-3, 9.
	(D420) 9. COMMERCIAL MOTOR VEHICLE LICENSE STATUS equals 0,	COMPLIANCE WITH LICENSE ENDORSEMENTS should not equal 1-3.
	(D430) 10. COMPLIANCE WITH LICENSE ENDORSEMENTS equals 1-3,	COMMERCIAL MOTOR VEHICLE LICENSE STATUS should not equal 0.

IF

THEN

(D460) 11. COMMERCIAL MOTOR
VEHICLE LICENSE STATUS,
equals 9,

COMPLIANCE WITH LICENSE
ENDORSEMENTS should
equal 0, 3, 9.

LICENSE COMPLIANCE WITH CLASS OF VEHICLE

Format: 1 numeric

Element Values:

- | | |
|--|--|
| Blank – Driver not present | |
| 0 Not licensed | |
| 1 No license required for this class vehicle | |
| 2 No valid license for this class vehicle | |
| 3 Valid license for this class vehicle | |
| 8 Unknown if CDL and/or CDL endorsement required for this vehicle. | |
| 9 Unknown | |

Source:

Official driver record and police report. Official driver records take precedence over police reported information.

Remarks:



This element refers to the type of license possessed or not possessed by the driver for the class of vehicle being driven at the time of the **crash**. This element is coded according to the driver's Non-CDL License Status when driving a vehicle not requiring a CDL and to the driver's Commercial Motor Vehicle License Status when driving a vehicle requiring a CDL.

Also see Remarks for D7 on military personnel.

Not licensed should be used only when it has been reasonably established that the driver is not registered (anywhere) and where D7 equals **Not licensed**. Drivers who have a license but fail to have their license with them at the time of the **crash** should be coded according to the type of license they possess and the class of vehicle they were driving. **Not licensed** should not be used in this instance. If the police report indicates that the driver has "no license," the analyst must first determine whether this means the person was not in possession of his/her license at the time of the **crash** or that the driver is not a registered motor vehicle operator. A review of the violations cited section of the police report might yield some clues in this matter. If the person is cited for not possessing his/her license or for not having one, then code this information in variables D21 and **D24** (Violations Charged and Related Factors-Driver Level). If the analyst is uncertain as to whether or not the person possesses a license,

then code **Unknown** should be used.

No license required for this class vehicle means that a license was not required for the vehicle being driven (e.g., mopeds in some states).

No valid license for this class vehicle may be used for suspended, revoked, canceled or expired driving privileges. It also refers to drivers with a valid license but not for the class of vehicle driven at the time of the **crash**. As an example, the driver has an “operator’s license” when a “public passenger” type license is required. For this driver, **No valid license for this class vehicle** should be coded. Another common situation occurs when a separate license is required for a motorcycle. If the driver possesses a valid license for a passenger car but not for the motorcycle, then **No valid license for this class vehicle** should be used if the driver was involved in this **crash** while driving a motorcycle.

A license (or a portion of the license applicable to the class vehicle driven) that is not in effect because of some action taken by the State, such as suspended, revoked, etc., is not to be coded as valid. Similarly, learner’s permits that are not used under the proper conditions (for example, a required licensed driver for the class of vehicle driven is not present to accompany the driver involved) are not to be coded as valid either.

No valid license for this class vehicle should be used for suspended, revoked, disqualified, canceled or expired CDL licenses when the vehicle requires a CDL (see table for Commercial Motor Vehicle License Status).

Valid license for this class vehicle refers to the class of vehicle being driven. As an example, the driver has a “motorcycle” driver’s license only and was driving a motorcycle at the time of the **crash**; **Valid license for this class vehicle** should be used. On the other hand, a driver might possess a multiple-class license allowing him or her to drive a passenger car as well as a motorcycle. If the vehicle being driven at the time of the **crash** is a passenger car, also code this element **Valid license for this class vehicle**. If the vehicle driver requires a CDL and the CDL status is valid, use code **Valid license for this class vehicle**.

Unknown if CDL and/or CDL endorsement required for the vehicle should be used if it cannot be determined if the vehicle driven requires a CDL or CDL endorsement. There should be sufficient cause to suspect the need for a CDL or CDL endorsement to use this code, such as the vehicle’s size (26,000 lbs.), configuration (tractor/trailer, combinations, tankers, etc.), or possibly hauling hazardous cargo.

Unknown should be used when the driver has a license but the type or validity are uncertain or if it is unknown whether the driver had a license or not (e.g., hit-and-run).

A cross-reference table for coding variables D7 and D10 follows. Consult this table only when the driver is operating a vehicle that does not require a CDL.



Cross Reference Table for D7 and D10

D7	D10	0	1	2	3	8	9
0		Y	Y	N	N	N	N
1		N	Y	Y	N	N	N
2		N	Y	Y	N	N	N
3		N	Y	Y	N	N	N
4		N	Y	Y	N	N	N
6		N	Y	Y	Y	N	Y
7		N	Y	Y	Y	N	Y
8		N	Y	Y	Y	N	Y
9		N	Y	N	N	N	Y

Y = Valid Combination
N = Invalid Combination

REMINDER: D7 = Applies to any license entry in the driver's record (except CDL)
D10 = Applies to this vehicle only

Consistency Checks:

	IF	THEN
	(1H2F) 1. DRIVER PRESENCE equals 0, 9,	LICENSE COMPLIANCE WITH CLASS OF VEHICLE must be blank.
	(1K0P) 2. DRIVER'S LICENSE STATE equals 99,	LICENSE COMPLIANCE WITH CLASS OF VEHICLE must not equal 0-3.
	(6L0P) 3. COMPLIANCE WITH LICENSE RESTRICTIONS equals 1, and RELATED FACTORS-DRIVER LEVEL equals 19,	LICENSE COMPLIANCE WITH CLASS OF VEHICLE must equal 3.

	IF	THEN
(8L0P)	4. LICENSE COMPLIANCE WITH CLASS OF VEHICLE equals 0-2, 9,	RELATED FACTORS-DRIVER LEVEL must not equal 19.
(9J0P)	5. LICENSE COMPLIANCE WITH CLASS OF VEHICLE equals 0-1,	COMPLIANCE WITH LICENSE RESTRICTIONS must not equal 1-3, 9.
(BK0P)	6. LICENSE COMPLIANCE WITH CLASS OF VEHICLE equals 1,	COMPLIANCE WITH LICENSE ENDORSEMENTS must not equal 1-3, 9.
(BL0P)	7. COMPLIANCE WITH LICENSE ENDORSEMENTS equals 1, and any RELATED FACTORS-DRIVER LEVEL equals 19,	LICENSE COMPLIANCE WITH CLASS OF VEHICLE must equal 3.
(CG0P)	8. LICENSE COMPLIANCE WITH CLASS OF VEHICLE equals 0,	COMPLIANCE WITH LICENSE ENDORSEMENTS must not equal 1, 3.
(D340)	9. NON-CDL LICENSE STATUS equals 1-4, 6, 9, or COMMERCIAL MOTOR VEHICLE LICENSE STATUS equals 1-9,	LICENSE COMPLIANCE WITH CLASS OF VEHICLE should not equal 0.
(D380)	10. NON-CDL LICENSE STATUS equals 9,	LICENSE COMPLIANCE WITH CLASS OF VEHICLE should equal 1, 9.
(D390)	11. NON-CDL LICENSE STATUS equals 0,	LICENSE COMPLIANCE WITH CLASS OF VEHICLE should not equal 2-3, 8-9.
(D400)	12. NON-CDL LICENSE STATUS equals 0-4,	LICENSE COMPLIANCE WITH CLASS OF VEHICLE should not equal 3, 8-9.
(D410)	13. LICENSE COMPLIANCE WITH CLASS OF VEHICLE equals 0,	COMPLIANCE WITH LICENSE ENDORSEMENTS should not equal 1-3, 9.

COMPLIANCE WITH LICENSE RESTRICTIONS

Format: 1 numeric

Element Values:

Blank	
0	No Restrictions or Not Applicable
1	Restrictions Complied With
2	Restrictions Not Complied With
3	Restrictions, Compliance Unknown
9	Unknown

Remarks:

Refers to both physical restrictions (corrective lenses, automatic transmission, etc.) and imposed restrictions (limited driving). Starting in 2004, it also refers to any limitations imposed on Learner's Permits and Intermediate Licenses in states with Graduated Driver Licensing (GDL) programs. (e.g., driving during prohibited periods [midnight to 5 AM]; driving without adult supervision, etc.). (See "Coding Scenarios for GDL Licensing Program" table on next page.)

Code all applicable restrictions regardless of license status.

Examples: If a Full Driver License is revoked or suspended but limited driving is permitted (e.g., to and from work), use the following criteria:





- a. If the **crash** occurs during permitted times of driving, code Non-CDL License Type as **Full Driver License** and Status as **Valid**, code Compliance With License Restrictions as **Restrictions Complied With**, and code Related Factors-Driver Level as **Legally Driving on Suspended or Revoked License**.
- b. If the **crash** occurs during invalid times for driving, code Non-CDL License Type as **Full Driver License** and Status as **Suspended** or **Revoked**, code Compliance With License Restrictions as **Restriction Not Complied With**, and do not use Related Factors-Driver Level as **Legally Driving on Suspended or Revoked License**.

If due to a CDL, a driver has more than one license restriction, code compliance for the most appropriate restrictions for the vehicle being driven.

<u>CODING SCENARIOS FOR GRADUATED DRIVER'S LICENSING PROGRAM</u>	<u>NON- CDL TYPE</u>	<u>NON- CDL STATUS</u>	<u>COMPLIANCE WITH LICENSE RESTRICTIONS</u>	<u>RELATED FACTORS- DRIVER LEVEL</u>
1. A 16-year-old driver with a valid Intermediate License driving a vehicle during prohibited driving hours without corrective lenses.	2	6	2	73, 74
2. A 15-year-old with a valid Learner's Permit driving alone (adult supervision required).	7	6	2	73
3. A 16-year-old with a valid Intermediate License not complying with seat-belt requirement during permitted daytime driving hours.	2	6	2	73
4. A 17-year-old driver with a valid Intermediate License. The officer reported there was a 19-year-old non-family passenger, in violation of the state's GDL requirements.	2	6	2	73
5. An 18-year-old driver with an expired Learner's Permit driving with no violations of GDL restrictions.	7	3	1	00
6. A 15-year-old with a suspended Learner's Permit is driving without required prescription lenses, and is complying with all GDL restrictions.	7	1	2	74
7. A driver with a suspended Intermediate Driver's License complying with all GDL restrictions.	2	3	1	00
8. A 19-year-old with a valid Intermediate License which was extended due to prior GDL violations is driving a truck greater than 26,000 lbs. Requiring a CDL during prohibited hours.	2	6	2	73
9. A driver with a valid Full Driver's License driving without required corrective lenses.	1	6	2	74

Consistency Checks:

	IF	THEN
	(1H4F) 1. DRIVER PRESENCE equals 0, 9,	COMPLIANCE WITH LICENSE RESTRICTIONS must be blank.
	(2I0P) 2. DRIVER'S LICENSE STATE equals 99,	COMPLIANCE WITH LICENSE RESTRICTIONS must not equal 0-3.
	(5I0P) 3. NON-CDL LICENSE STATUS equals 0,	COMPLIANCE WITH LICENSE RESTRICTIONS must not equal 1-3, 9.
	(6I0P) 4. NON-CDL STATUS equals 9, and COMMERCIAL MOTOR VEHICLE LICENSE STATUS equals 0,	COMPLIANCE WITH LICENSE RESTRICTIONS must not equal 1-3.
	(6L0P) 5. COMPLIANCE WITH LICENSE RESTRICTIONS equals 1, and RELATED FACTORS-DRIVER LEVEL equals 19,	LICENSE COMPLIANCE WITH CLASS OF VEHICLE must equal 3.
	(7I0P) 6. COMPLIANCE WITH LICENSE RESTRICTIONS equals 1, and RELATED FACTORS-DRIVER LEVEL equals 19,	NON-CDL LICENSE STATUS must equal 6.
	(8J2P) 7. RELATED FACTORS-DRIVER LEVEL equals 73-74,	COMPLIANCE WITH LICENSE RESTRICTIONS must equal 2.
	(9J0P) 8. LICENSE COMPLIANCE WITH CLASS OF VEHICLE equals 0-1,	COMPLIANCE WITH LICENSE RESTRICTIONS must not equal 1-3, 9.
	(D260) 9. NON-CDL LICENSE STATUS equals 9, or COMMERCIAL MOTOR VEHICLE LICENSE STATUS equals 9,	COMPLIANCE WITH LICENSE RESTRICTIONS should not equal 0.

	IF	THEN
(D690)	10. NON-CDL LICENSE TYPE equals 2, 7, and COMPLIANCE WITH LICENSE RESTRICTIONS equals 2,	RELATED FACTORS-DRIVER LEVEL should equal 73-74.
(D700)	11. NON-CDL LICENSE TYPE equals 1, and COMPLIANCE WITH LICENSE RESTRICTIONS equals 2,	RELATED FACTORS-DRIVER LEVEL should equal 74.
(D730)	12. RELATED FACTORS-DRIVER LEVEL equals 73,	COMPLIANCE WITH LICENSE RESTRICTIONS should equal 2, and NON-CDL LICENSE TYPE should equal 2, 7.

DRIVER HEIGHT

Format: 1 set 1 numeric, 1 set 2 numeric

Element Values:

FEET:	
Blank	
0	See Inches
2-8	Actual Feet
9	Unknown
INCHES:	
Blanks	
00-11, 24-96	Actual Inches
98	Other
99	Unknown

Remarks:

Use the driver licensing files to code this element. The Coroner's Report may be used and may contain more current/accurate information.

Code the driver's height in feet and inches, if available. Inches less than 10 must be right-justified with a leading "0" (e.g., nine inches is coded "09"). If Height is only available in total inches, then code INCHES and code FEET as "0."

The tallest Height that can be recorded in total INCHES is 96 inches (8 ft). The tallest Height that can be recorded in FEET and INCHES is 8 ft. – 11 inches. If the driver is taller than 96 inches, then you must code Height as feet and inches. If the driver is taller than 8 ft. – 11 inches, then you must code the DRIVER HEIGHT as "Other" (0 FEET, 98 INCHES).

DRIVER HEIGHT less than "3 Feet" or greater than "7 Feet – 0 Inches" or less than "36 Inches" or greater than "0 Feet – 84 Inches" will raise an error flag.

Consistency Checks:



	IF	THEN
(1HDF) 1.	DRIVER PRESENCE equals 0, 9,	DRIVER HEIGHT (feet and inches) must equal blank.
(4H1P) 2.	DRIVER HEIGHT/INCHES is less than 12,	DRIVER HEIGHT/FEET must not be blank.
(4H2P) 3.	DRIVER HEIGHT/INCHES is greater than 11,	DRIVER HEIGHT/FEET must equal 0.
(4H3P) 4.	DRIVER HEIGHT/FEET equals 2-8,	DRIVER HEIGHT/INCHES must equal 00-11.
(4H4P) 5.	DRIVER HEIGHT/FEET equals 9,	DRIVER HEIGHT/INCHES must equal 99.
(4H5P) 6.	DRIVER HEIGHT/INCHES equals 99,	DRIVER HEIGHT/FEET must equal 9.
(4H6P) 7.	DRIVER HEIGHT/INCHES equals 98,	DRIVER HEIGHT/FEET must equal 0.
(4H7P) 8.	DRIVER HEIGHT/FEET equals 0,	DRIVER HEIGHT/INCHES must equal 24-96, 98.
(D600) 9.	DRIVER HEIGHT/INCHES is greater than 11,	DRIVER HEIGHT/INCHES should not be less than 48.
(D610) 10.	DRIVER HEIGHT/FEET is not blank,	DRIVER HEIGHT/FEET should not be less than 3.

Special Processing Rules:

- | | |
|-----------|--|
| (U260) 1. | UNLIKELY: DRIVER HEIGHT is less than 3 feet or greater than 7 feet, verify data. |
| (U280) 2. | UNLIKELY: DRIVER HEIGHT is less than 36 inches or greater than 84 inches, verify data. |

DRIVER WEIGHT

Format: 3 numeric

Element Values:

Blanks	
040-700	Actual weight in pounds
998	Other
999	Unknown

Remarks:

Use the driver licensing files to code this element. The Coroner's Report may be used and may contain more current/accurate information.


Code the driver's weight in pounds, if available.

Weight should be right justified.

Weights less than 100 lbs. Must be coded with a leading "0" in the left-most position (e.g., 98 lbs. is coded "098").

DRIVER WEIGHT less than 50 lbs. Or greater than 399 lbs. Will raise an error flag.

Consistency Checks:

	IF	THEN
	(1HEF) 1. DRIVER PRESENCE equals 0, 9,	DRIVER WEIGHT must equal blank.

Special Processing Rules:

(U290) 1. UNLIKELY: DRIVER WEIGHT is less than 50 lbs. or greater than 399 lbs., verify data.

DRIVER LEVEL COUNTERS



- PREVIOUS RECORDED **CRASHES***
- PREVIOUS RECORDED SUSPENSIONS AND REVOCATIONS*
- PREVIOUS DWI CONVICTIONS*
- PREVIOUS SPEEDING CONVICTIONS*
- PREVIOUS OTHER HARMFUL MOVING VIOLATIONS*

Format: 2 numeric each

Element Values:



- Blanks
- 00 None
- 01-97 Actual Value, but any value greater than 05 will be questioned (except for "Previous Recorded Suspensions and Revocations" when any value greater than 10 will be questioned).
- 98 **Crashes** not reported on Driving Record (valid only for Previous Recorded **Crashes**)
- 99 Unknown

Remarks:



Count only events occurring within three years from the **crash** date.

If a driver has been DISQUALIFIED for a CDL, record this event in PREVIOUS RECORDED SUSPENSIONS AND REVOCATIONS.

DO NOT include the current **crash** in any of the counters.

Remember there is a difference between a violation and a conviction. The violation is not counted in Previous DWI, Previous Speeding and Previous Other Harmful Moving Violation Convictions. These elements refer **ONLY TO CONVICTIONS**. Both convictions and violations appear on driver records in many states. Be careful that you code the conviction dates and NOT the violation dates.

DWI refers to both alcohol and drug convictions.

When you are responding to another state's request for driver data, do the following:

1. In the counters, record both in-state and out-of-state convictions, **crashes**, suspensions and revocations that appear on your state's record.

D14, D15, D16,
D17, D18

- List out-of-state activity that is included in the counters in the area provided on the OUT-OF-STATE DRIVER DATA RESPONSE (see example below).

The Out-of-State Driver Data Response is provided through the message system.



Drivers can have a driving record or driver's license from more than one state. When you are coding the driver level counter elements (**Crashes**, Suspensions, Revocations, DWI, Speeding and Other Harmful Moving Violations), be sure to combine distinct events from all of the records you have. Be careful not to double-count the same event. Also use Related Factors – Driver Level **Driver has a Driving Record or Driver's License From More Than One State** when this situation occurs.

OUT-OF-STATE DRIVER DATA RESPONSE

DEST. STATE:	VEHICLE NO.:	
STATE CASE #:	DATE OF CRASH: / /	
FARS CODE #:		
DRIVER NAME:	NON-CDL STATUS:	DATE OF BIRTH: / /
LICENSE STATE:	CDL STATUS:	DRIVER HEIGHT:
LICENSE TYPE COMPLIANCE:	DRIVER ZIP CODE:	DRIVER WEIGHT:
	RACE/HISPANIC ORIGIN:	

NON-CDL RESTRICTIONS	NON-CDL ENDORSEMENTS	CDL RESTRICTIONS	CDL ENDORSEMENTS
(1)	(1)	(1)	(1)
(2)	(2)	(2)	(2)
(3)	(3)	(3)	(3)

PREVIOUS RECORD (Number Of)

CRASHES _____ SUSP/REVO _____ DWI _____ SPEED _____ OTHER CONV. _____

LAST **CRASH**, SUSP., DWI, ETC. / / FIRST **CRASH**, SUSP., DWI, ETC / /

OUT-OF-STATE VIOLATIONS INCLUDED* ABOVE:
*(INCLUDE KNOWN OUT-OF-STATE **CRASHES**, SUSP/REV., DWI, SPEED, ETC. IN PREVIOUS RECORD COUNTS ABOVE AND LIST BELOW)

VIOLATION DATE	CONVICT DATE	VIOLATION (TRANSLATION)	STATE	ACC,SUSP/REV,DWI, SPEED OR OTHER?
----------------	--------------	-------------------------	-------	-----------------------------------

COMMENTS:

NOTES TO SENDING ANALYST:

Please be careful not to include **PREVIOUS RECORD** information for events which occur after the **DATE OF CRASH**

Please fill all appropriate fields. Don't leave blanks

PREVIOUS OTHER HARMFUL MOVING VIOLATIONS CONVICTIONS includes all other motor vehicle convictions. Some examples of convictions include:

- running a red light,
- reckless driving,
- improper lane changing,
- failure to yield, etc.

* For Element _____, Values greater than _____ are unlikely and will raise an error flag:



<u>Element</u>	<u>Value</u>
PREVIOUS RECORDED CRASHES	5
PREVIOUS RECORDED SUSPENSIONS AND REVOCATIONS	10
PREVIOUS DWI CONVICTIONS	5
PREVIOUS SPEEDING CONVICTIONS	5
PREVIOUS OTHER HARMFUL MOVING VIOLATIONS	5

Make sure you know what constitutes a MOVING VIOLATION in your state. The DMV should be able to help you determine these.

Consistency Checks:



(1H0F) 1. DRIVER PRESENCE equals 0, 9,

PREVIOUS SPEEDING CONVICTIONS must be blank.



(1H7F-1HAF) 2. DRIVER PRESENCE equals 0, 9,

PREVIOUS RECORDED **CRASHES**, PREVIOUS RECORDED SUSPENSIONS, PREVIOUS DWI CONVICTIONS, PREVIOUS OTHER HARMFUL MV CONVICTIONS must be blank.

(1J0P) 3. any counter equals 99,

all counters must equal 99.



(1J1P) 4. any counter equals 99,

DATE OF LAST **CRASH**, SUSPENSION, CONVICTION must equal 999999.








(1J2P) 5. any counter equals 99,

DATE OF FIRST **CRASH**, SUSPENSION, CONVICTION must equal 999999.



	IF	THEN
(2J0P-2J1P)	6. all counters are not blanks, and PREVIOUS RECORDED CRASHES is not equal to 98, and any counters are not equal to 00, 99,	DATE OF LAST CRASH , SUSPENSION, CONVICTION and DATE OF FIRST CRASH , SUSPENSION, CONVICTION must not equal 000000, 999999.
(3I1P-3I5P)	7. DRIVER'S LICENSE STATE equals 99,	all driver history counters (PREVIOUS RECORDED CRASHES through PREVIOUS OTHER HARMFUL MV CONVICTIONS) must equal 99.
(3J0P-3J1P)	8. all counters equal 00,	both DATE OF LAST CRASH , SUSPENSION, CONVICTION and DATE OF FIRST CRASH , SUSPENSION, CONVICTION must equal 000000.
(4J0P)	9. all counters are not blanks, and the sum of all counters less than 98 is equal to 1,	DATE OF LAST CRASH , SUSPENSION, CONVICTION must equal DATE OF FIRST CRASH , SUSPENSION, CONVICTION.
(5J0P)	10. the sum of all counters less than 98 is greater than fifteen,	DATE OF LAST CRASH , SUSPENSION, CONVICTION must not equal DATE OF FIRST CRASH , SUSPENSION, CONVICTION.
(990P)	11. any counter equals 99,	all counters and DATE OF LAST CRASH , SUSPENSION, CONVICTION and DATE OF FIRST CRASH , SUSPENSION, CONVICTION must equal 9999.
(CJ00)	12. PREVIOUS RECORDED CRASHES equals 98,	DRIVER'S LICENSE STATE should equal 09, 13, 30, 35.

	IF	THEN
	(D010- D050) 13. DRIVER'S LICENSE STATE equals 96-97,	all driver history counters (PREVIOUS RECORDED CRASHES through PREVIOUS OTHER HARMFUL MV CONVICTIONS) should equal 99.
	(D100- D140) 14. NON-CDL LICENSE STATUS equals 9,	all driver history counters (PREVIOUS RECORDED CRASHES through PREVIOUS OTHER HARMFUL MV CONVICTIONS) should equal 99.
	(D150) 15. the sum of all counters less than 98 is greater than five but less than fifteen,	DATE OF LAST CRASH , SUSPENSION, CONVICTION should not equal DATE OF FIRST CRASH , SUSPENSION, CONVICTION.
	(D480) 16. DRIVER'S LICENSE STATE equals 09, 13, 30, 35,	PREVIOUS RECORDED CRASHES should equal 98.
	(U210) 17. UNLIKELY: PREVIOUS RECORDED CRASHES is greater than 5 and less than 98.	
	(U220) 18. UNLIKELY: PREVIOUS RECORDED SUSPENSIONS AND REVOCATIONS has a value greater than 10 and less than 98.	
	(U230) 19. UNLIKELY: PREVIOUS DWI CONVICTIONS has a value greater than 5 and less than 98.	
	(U240) 20. UNLIKELY: PREVIOUS SPEEDING CONVICTIONS has a value greater than 5 and less than 98.	
	(U250) 21. UNLIKELY: PREVIOUS OTHER HARMFUL MOVING VIOLATIONS has a value greater than 5 and less than 98.	



DATE OF FIRST AND LAST *CRASH*, SUSPENSION, CONVICTION

Format: 1 set 2 numeric, 1 set 4 numeric

Element Values:

Month:

Blanks
 00 No Record
 01-12 Actual Month
 99 Unknown

Year:

Blanks
 0000 No Record
 All 4 Digits of Actual Year
 9999 Unknown

Remarks:



Code only dates of events occurring within three years from the ***crash*** date.

Code the month and year in that order.

This element, although it contains two pieces of information, should be treated as one element. That is never leave month blank without leaving the year blank, and vice versa.

Consistency Checks:



	IF	THEN
(1HBF-1HCF)	1. DRIVER PRESENCE equals 0, 9,	DATE OF LAST <i>CRASH</i> , SUSPENSION, CONVICTION and DATE OF FIRST <i>CRASH</i> , SUSPENSION, CONVICTION must be blank.
(1J1P)	2. any counter equals 99,	DATE OF LAST <i>CRASH</i> , SUSPENSION, CONVICTION must equal 999999.



	IF	THEN
(1J2P) 3.	any counter equals 99,	DATE OF FIRST CRASH , SUSPENSION, CONVICTION must equal 999999.
(2J0P- 2J1P) 4.	all counters are not blanks, and PREVIOUS RECORDED CRASHES is not equal to 98, and any counters are not equal to 00, 99,	DATE OF LAST CRASH , SUSPENSION, CONVICTION and DATE OF FIRST CRASH , SUSPENSION, CONVICTION must not equal 000000, 999999.
(2K0P) 5.	DATE OF FIRST CRASH , SUSPENSION, CONVICTION must be less than or equal to DATE OF LAST CRASH , SUSPENSION, CONVICTION.	
(3J0P- 3J1P) 6.	all counters equal 00,	both DATE OF LAST CRASH , SUSPENSION, CONVICTION and DATE OF FIRST CRASH , SUSPENSION, CONVICTION must equal 000000.
(3K0P) 7.	DATE OF LAST CRASH , SUSPENSION, CONVICTION must be less than or equal to CRASH DATE.	
(4J0P) 8.	all counters are not blanks, and the sum of all counters less than 98 is equal to 1,	DATE OF LAST CRASH , SUSPENSION, CONVICTION must equal DATE OF FIRST CRASH , SUSPENSION, CONVICTION.
(4K0P- 4K3P) 9.	Month of DATE OF LAST/ FIRST CRASH , SUSPEN- SION, CONVICTION equals 00,	Year (of same) must equal 0000.
	Year of DATE OF LAST/ FIRST CRASH , SUSPEN- SION, CONVICTION equals 0000,	Month (of same) must equal 00.



	IF	THEN
(5J0P)	10. the sum of all counters less than 98 is greater than fifteen,	DATE OF LAST CRASH , SUSPENSION, CONVICTION must not equal DATE OF FIRST CRASH , SUSPENSION, CONVICTION.
(5K0P)	11. The Year of DATE OF FIRST CRASH , SUSPENSION, CONVICTION must be within three years of the Year of CRASH DATE.	
(990P)	12. any counter equals 99,	all counters and DATE OF LAST CRASH , SUSPENSION, CONVICTION and DATE OF FIRST CRASH , SUSPENSION, CONVICTION must equal 9999.
(D150)	13. the sum of all counters less than 98 is greater than five but less than fifteen,	DATE OF LAST CRASH , SUSPENSION, CONVICTION should not equal DATE OF FIRST CRASH , SUSPENSION, CONVICTION.

VIOLATIONS CHARGED

Format: 2 numeric, occurring three times

Element Values:

Blanks
00 None

Reckless/Careless/Hit-and-Run Type Offenses



- 01 Manslaughter or homicide
- 02 Willful reckless driving; driving to endanger; negligent driving
- 03 Unsafe reckless (not willful, wanton reckless) driving
- 04 Inattentive, careless, improper driving
- 05 Fleeing or eluding police
- 06 Fail to obey police, fireman, authorized person directing traffic
- 07 Hit-and-run, fail to stop after **crash**
- 08 Fail to give aid, info., wait for police after **crash**
- 09 Serious violation resulting in death

Impairment Offenses

- 11 Driving while intoxicated (alcohol or drugs) or BAC above limit (any detectable BAC for CDLs)
- 12 Driving while impaired
- 13 Driving under influence of substance not intended to intoxicate
- 14 Drinking while operating
- 15 Illegal possession of alcohol or drugs
- 16 Driving with detectable alcohol
- 18 Refusal to submit to chemical test
- 19 Alcohol, drug or impairment violations generally

Speed-Related Offenses

- 21 Racing
- 22 Speeding (above the speed limit)
- 23 Speed greater than reasonable & prudent (not necessarily over the limit)
- 24 Exceeding special limit (e.g.: for trucks, buses, cycles, or on bridge, in school zone, etc.)
- 25 Energy speed (exceeding 55 mph, non-pointable)
- 26 Driving too slowly
- 29 Speed related violations, generally

Rules of the Road – Traffic Sign & Signals

- 31 Fail to stop for red signal
- 32 Fail to stop for flashing red
- 33 Violation of turn on red (fail to stop & yield, yield to pedestrians before turning)
- 34 Fail to obey flashing signal (yellow or red)
- 35 Fail to obey signal, generally
- 36 Violate RR grade crossing device/regulations
- 37 Fail to obey stop sign
- 38 Fail to obey yield sign
- 39 Fail to obey traffic control device

Rules of the Road – Turning, Yielding, Signaling

- 41 Turn in violation of traffic control (disobey signs, turn arrow or pavement markings; this is not a right-on-red violation)
- 42 Improper method & position of turn (too wide, wrong lane)
- 43 Fail to signal for turn or stop
- 45 Fail to yield to emergency vehicle
- 46 Fail to yield, generally
- 48 Enter intersection when space insufficient
- 49 Turn, yield, signaling violations, generally

Rules of the Road – Wrong Side, Passing & Following

- 51 Driving wrong way on one-way road
- 52 Driving on left, wrong side of road, generally
- 53 Improper, unsafe passing
- 54 Pass on right (drive off pavement to pass)
- 55 Pass stopped school bus
- 56 Fail to give way when overtaken
- 58 Following too closely
- 59 Wrong side, passing, following violations, generally

Rules of the Road – Lane Usage

- 61 Unsafe or prohibited lane change
- 62 Improper use of lane (enter of 3-lane road, HOV designated lane)
- 63 Certain traffic to use right lane (trucks, slow-moving, etc.)
- 66 Motorcycle lane violations (more than two per lane, riding between lanes, etc.)
- 67 Motorcyclist attached to another vehicle
- 69 Lane violations, generally

Non-Moving – License and Registration Violations

- 71 Driving while license withdrawn (including violation of provisions of work permit)
- 72 Other driver license violations
- 73 Commercial driver violations (log book, hours, permits carried)
- 74 Vehicle registration violations
- 75 Fail to carry insurance card
- 76 Driving uninsured vehicle
- 79 Non-moving violations, generally

Equipment

- 81 Lamp violations
- 82 Brake violations
- 83 Failure to require restraint use (by self or passengers)
- 84 Motorcycle equipment violations (helmet, special equipment)
- 85 Violation of hazardous cargo regulations
- 86 Size, weight, load violations
- 89 Equipment violations, generally

License, Registration & Other Violations

- 91 Parking
- 92 Theft, unauthorized use of motor vehicle
- 93 Driving where prohibited (sidewalk, limited access, off truck route)
- 98 Other moving violation (coasting, backing, opening door)
- 99 Unknown VIOLATION

Remarks:



This refers to those violations to the Vehicle Code charged as noted on the police accident report. Code up to three violations.

FARS SPECIAL INSTRUCTIONS:

Coding Hierarchy

When more than three violations are cited, the three most serious violations should be coded; choosing the lowest number first. The hierarchy is as follows:

Codes “01-09” (Serious Violations), “11-19,” (Impairment Offenses), Racing, Pass Stopped School Bus, and Driving While License Withdrawn. Beyond this hierarchy, choose violations which are not reflected in other elements, such as Related Factors.



If you are unable to distinguish between the violations within a specific category, use the General Code (i.e., "09, 19, 29, 39, 49, 59, 69, 79, 89") for that category.




GES SPECIAL INSTRUCTIONS:


Code all the violations listed on the PAR for this driver.

Consistency Checks:

	IF	THEN
	(1H6F) 1. DRIVER PRESENCE equals 0, 9,	VIOLATIONS CHARGED must be blank.
	(6K0P) 2. VIOLATIONS CHARGED equals 71,	RELATED FACTORS-DRIVER LEVEL must not equal 19.
	(7K0P) 3. VIOLATIONS CHARGED equals 71,	NON-CDL DRIVER LICENSE STATUS must equal 0, 1-2, or COMMERCIAL MOTOR VEHICLE LICENSE STATUS must equal 1-2, 5.
	(8K0P) 4. VIOLATIONS CHARGED equals 07-08,	HIT-AND-RUN must not equal 0.
	(D080) 5. VIOLATIONS CHARGED equals 01-98,	all RELATED FACTORS-DRIVER LEVEL should not equal 00, 99.
	(D090) 6. VIOLATIONS CHARGED equals 11-19, and PERSON TYPE equals 01, 03,	POLICE-REPORTED ALCOHOL INVOLVEMENT should equal 1, or <i>POLICE-REPORTED DRUG INVOLVEMENT</i> should equal 1.
	(D350) 7. VIOLATIONS CHARGED equals 71,	NON-CDL LICENSE STATUS should not equal 0, 3, 6, 9.
	(D520) 8. VIOLATIONS CHARGED equals 33, 41-42, 49,	VEHICLE MANEUVER should equal 10-14.
	(D530) 9. VIOLATIONS CHARGED equals 36,	RELATION TO JUNCTION should equal 06.

	IF	THEN
	(D540) 10. VIOLATIONS CHARGED equals 53-55, 59,	VEHICLE MANEUVER should equal 05.
	(D550) 11. VIOLATIONS CHARGED equals 61, 69,	VEHICLE MANEUVER should equal 16.
	(D560) 12. VIOLATIONS CHARGED equals 66,	BODY TYPE should equal 80-83, 88-89.
	(D580) 13. VIOLATIONS CHARGED equals 85,	HM1 should equal 2.
	(D590) 14. VIOLATIONS CHARGED equals 91,	VEHICLE MANEUVER should equal 07.
	(D5A0) 15. VIOLATIONS CHARGED equals 21-25, 29,	<i>SPEED RELATED must equal 1.</i>

Special Processing Rules:

	IF	THEN
	(D500) 1. VIOLATIONS CHARGED equals 05,	at least one RELATED FACTORS- CRASH LEVEL should equal 20.
	(D570) 2. VIOLATIONS CHARGED equals 83,	not all occupants of this vehicle should have PROTECTION SYSTEM USE equal 01-05, 08, 10-12.



SPEED RELATED

Format: 1 numeric

Element Values:

Blank	
0	No
1	Yes
9	Unknown

Remarks:

Speed can be indicated in the case materials by the police issuing a citation for a speed offense, by their indicating a related or contributing factor, or through a description in the narrative.

No is used if the case materials do not indicate any speed related charges (violations, citations) and do not indicate any speed related factors.

Yes is used if the case materials indicate a speed related factor or charge (violation, citation) for this driver. This includes information found in the PAR narrative. Do not use this value if the violation is "too slow" or equivalent. Factors, charges and descriptions may include the following:

- ***Speed greater than reasonable or prudent (not necessarily over the limit)***
- ***Driving too fast for conditions***
- ***Speeding (above the speed limit)***
- ***Exceeding special limit (e.g.; for trucks, buses, cycles, on bridge, at night, in school zone, etc.)***
- ***Racing***

Do not compare an estimated travel speed to the posted speed limit for determining the correct attribute for this data element.

Unknown is used if the police state that the circumstances of the crash are unknown (i.e, it is unknown what factors, if any, may have been present at the time of the crash).

Consistency Checks:

	IF	THEN
(D5A0)	1. VIOLATIONS CHARGED equals 21-25, 29,	SPEED RELATED must equal 1.



DRIVER'S VISION OBSCURED BY

Format: 2 numeric, occurring 3 times

Element Values:

Blanks

- 00 No Obstruction Noted
- 01 Rain, Snow, Fog, Smoke, Sand, Dust
- 02 Reflected Glare, Bright Sunlight, Headlights
- 03 Curve, Hill or Other Roadway Design Feature
- 04 Building, Billboard, Other Structure
- 05 Trees, Crops, Vegetation
- 06 In-Transport Motor Vehicle (including load)
- 07 Not In-Transport Motor Vehicle (parked, working)
- 08 Splash or Spray of Passing Vehicle
- 09 Inadequate Defrost or Defog System
- 10 Inadequate Vehicle Lighting System
- 11 Obstruction Interior to the Vehicle
- 12 External Mirrors
- 13 Broken or Improperly Cleaned Windshield
- 14 Obstructing Angles on Vehicle
- 97 Vision Obscured – No Details
- 98 Other Visual Obstruction
- 99 Unknown

Remarks:

This data element records impediments to a driver's visual field that were noted in the case materials. These "visual obstructions" can appear anywhere in the case materials. Examples include a field on the PAR (e.g. "Contributing Factors"), in the narrative section, in the violations section, or in witness statements.

No Obstruction Noted is used when the case materials give no indication of a visual obstruction for this driver. Also, use No Obstruction Noted to complete remaining fields when you will be recording less than three visual obstructions.

Rain, Snow, Fog, Smoke, Sand, Dust is used when one or more of these conditions exist AND are noted to have obstructed the view of the driver. Do not use this code when only the vehicle windshield is described as "fogged". (See Inadequate Defrost or Defog System or Broken or Improperly Cleaned Windshield.)

Reflected Glare, Bright Sunlight, Headlights is used when one or more of these conditions are noted to have obstructed the view of the driver.

Curve, Hill or Other Roadway Design Feature is used when any of these roadway features or design elements is noted to have obstructed the view of the driver (including embankment, sag, etc.).

Building, Billboard or Other Structure is used when any of these man-made structures are noted to have obstructed the view of the driver (including traffic signs, poles, signals, etc.).

Trees, Crops, Vegetation is used when any of these natural features are noted to have obstructed the view of the driver.

In-Transport Motor Vehicle (including load) is used when a vehicle that is in motion or stopped on the roadway is noted to have obstructed the view of the driver. The vehicle may be but does not have to be a contact vehicle in the case.

Not In-Transport Motor Vehicle (parked, working) is used when a vehicle that is parked in a designated parking area or space, stopped in an area off the roadway or is a working motor vehicle is noted to have obstructed the view of the driver. The vehicle may be but does not have to be a contact vehicle in the case.

Splash or Spray of Passing Vehicle is used when this condition is noted to have obstructed the view of the driver. The splash or spray can come from water or mud and the use of this code does not require it to be raining at the time of the crash.

Inadequate Defrost or Defog System is used when the presence of frost or fog on the windshield was noted as being due to an inadequate system. The case materials must state specifically that the system was not operating properly. If the case material states the presence of frost or fog alone on the windshield you should use ***Broken or Improperly Cleaned Windshield***.

Inadequate Vehicle Lighting System is used when the case materials indicate this driver's vision was impaired because the exterior lighting system (including head-lights, fog-lights, etc. of the driver's vehicle was deficient in some way. This would include being turned off or not operating properly. This response should not be used to describe inadequate lighting systems of other vehicles (e.g., oncoming motor vehicles) or for inadequate highway lighting.

Obstruction Interior to the Vehicle is used when the case materials indicate this driver's vision was impaired because of a feature in the interior of their vehicle (including head restraint, rear-view mirror, window stickers, sun shades, ornaments, windshield tinting).

External Mirrors is used when the case materials indicate that an exterior mirror on this driver's vehicle created a visual obstruction.

Broken or Improperly Cleaned Windshield is used when this condition is noted to have obstructed the view of the driver. The presence of frost or fog on the windshield would apply. For a "fogged" or "frosted" windshield due to an inadequate or inoperable system see Inadequate Defrost or Defog System.

Obstructing Angles on Vehicle is used when the case materials indicate that the size or shape of a driver's own vehicle created a visual obstruction (including trailer, vehicle height, blind spot). Not to be confused with visual obstructions from other vehicles or a vehicle's interior components such as head restraints, sun shades, etc.

Vision Obscured - No Details is used when the case materials indicate that a vision impediment exists but does not clearly indicate the nature of the impediment.

Other Visual Obstruction is used when the case materials indicate the nature of a vision impediment that cannot be attributed to one of the other codes above. For example, an unattached trailer left on the road shoulder.

Consistency Checks:

	IF	THEN
(1L1P) 1.	any DRIVER'S VISION OBSCURED BY equals blanks,	all DRIVER'S VISION OBSCURED BY must equal blanks.
(1L2P) 2.	any DRIVER'S VISION OBSCURED BY equals 99,	all DRIVER'S VISION OBSCURED BY must equal 99.
(1L3P) 3.	any DRIVER'S VISION OBSCURED BY equals 00,	all remaining DRIVER'S VISION OBSCURED BY must equal 00.

	IF	THEN
(2H1F) 4.	<i>DRIVER PRESENCE equals 0, 9,</i>	<i>DRIVER'S VISION OBSCURED BY must equal blanks.</i>

Special Processing Rules:

	IF	THEN
(7L1P) 1.	<i>A DRIVER'S VISION OBSCURED BY between 01-14, 97-98 can be used only once per driver form.</i>	

RELATED FACTORS-DRIVER LEVEL

Format: 2 numeric, occurring 4 times

Element Values:

Related Factors	Driver Violations Cited or Noted by Police	Examples/Notes
00 Blanks None <u>Physical/Mental Condition</u>		
01 Drowsy, Sleepy, Asleep Fatigued		Asleep at the wheel not due to other factors (i.e., drugs). Worked all night.
02 Ill, Passed Out/Blackout		Diabetic reactions, seizure, heart attack, high/low blood pressure, fainting.
03 Emotional (e.g., Depression, Angry, Disturbed)		Fighting, disagreements, depressed, and emotionally upset. See Driver Level- Related Factors code Aggressive Driving/Road Rage when officer uses the terms "Aggressive Driving" or "Road Rage."
08 Aggressive Driving / Road Rage	Aggressive Driving	Officer must use the term "Aggressive" in describing this driver's behavior. Can be indicated in the report under related/contributing factors, violations charged or in the narrative. You may encounter the term "Road Rage" used to describe aggressive driving behavior. Be cautious with this term as the two terms are not technically interchangeable.

Related Factors		Driver Violations Cited or Noted by Police	Examples/Notes
13	Mentally Challenged		Mental illness/retardation may be included.
04	Reaction to or Failure to Take Drugs/Medication		Allergic reaction to medication/drugs. Reaction to drug interaction (over the counter and/or prescribed). Failure to take required medication.
05	Under the Influence of Alcohol, Drugs or Medication	Driver Impaired, DUI, DWI (of alcohol or drugs).	Suspected by police or a positive test result shows this person is under the influence of alcohol or drugs. Taking prescription and over-the-counter drugs.
06	Operating the Vehicle in Careless or Inattentive Manner	Careless Driving, Illegal use of earphones, television, etc.	Includes use of car/cell phones, text messaging, fax, GPS/Head-up Display systems, DVD player, etc. Driver distracted by children. Driver lighting cigarette. Operating and adjusting radio and other accessories. Reading, talking, daydreaming, eating, looking for an address, crash in next lane, automated highway sign, approaching emergency vehicle, using electric razor, applying cosmetics, painting nails, etc.
07	Restricted to Wheelchair		Operator of motor vehicle in wheelchair (motorized or non-motorized wheelchair).

Related Factors		Driver Violations Cited or Noted by Police	Examples/Notes
09	Impaired Due to Previous Injury		Includes only person injured from previous crash at this scene. See Other Physical Impairments on Related Factors-Driver Level and Other Physical Impairments on Related Factors-Person Level. Recent Previous Crash Scene Nearby on Related Factors- Crash Level should be used with this code.
11	Other Physical Impairment		Individuals missing a limb, an eye, legally blind, with hearing impairment/deaf. Also includes individuals with injuries resulting from a previous incident, not a previous crash (at this scene) that is then coded under Impaired Due to Previous Injury . Paraplegic
12	Mother of Dead Fetus		Fetus dies in or as a result of this crash .
15	<u>Miscellaneous Factors:</u> Seat Back Not In Normal Upright Position, Seat Back Reclined		
18	Traveling on Prohibited Trafficways		Driving on prohibited trafficway/roadway (example: mopeds on interstate). Trucks prohibited on this trafficway.

Related Factors	Driver Violations Cited or Noted by Police	Examples/Notes
19 Legally Driving on Suspended or Revoked License		Individual with suspended/revoked license allowed to drive only to and from work. License restricted/occupational license issued. Modification of conditions/restrictions.
20 Leaving Vehicle Unattended with Engine Running. Leaving Vehicle Unattended in Roadway.	Parked double. Parked on bridge, tunnel. Parking within intersection.	"Unattended" signifies "driverless."
21 Overloading or Improper Loading of Vehicle With Passengers or Cargo	Unsecured or uncovered load violation.	Having more than 3 passengers in the front seat. Trunk open with extra large cargo protruding. Sitting/standing on rails, tailgate of pickup or improperly sitting in bed of pickup. Overweight/over length/oversize.
22 Towing or Pushing Improperly	Push vehicle in dangerous manner.	Towing with improper connection (i.e., only a cable, etc.) Using vehicle to push another vehicle.
23 Failure to Dim Lights or to Have Lights on When Required	Fail to use proper headlight beam. Fail to dim headlights for, approaching vehicle, when following another. Using fog lights when prohibited.	Headlamps adjusted improperly, causing glare. Failing to have headlights on in tunnels. Motorcycle not using lights as required.

Related Factors		Driver Violations Cited or Noted by Police	Examples/Notes
24	Operating Without Required Equipment	Defective or no lamps, brakes, mirrors, muffler, flares, wipers, horn, snow tires, chains, etc.	Only to be used for failure to use restraints, child restraints or motorcycle helmets if officer makes an issue that it is a factor in this case. Not for PAR box marked "not used."
26	Following Improperly	Following fire truck too closely. Failure to maintain safe passing distance between trucks. Vehicles in caravan too closely to allow entry. Following too close, generally.	Following too closely for weather conditions. NOTE: Improper Lane Change signifies "in the process," while Following Improperly denotes "after or before the process of lane change."
27	Improper or Erratic Lane Changing	Unsafe lane change. Failure to obey "no lane change" sign.	Weaving in and out of traffic.
28	Failure to Keep in Proper Lane	Trucks and buses, slower vehicles to keep right.	Vehicle going straight in turn lane. Vehicle using more than one lane on its side of a multi-lane highway. Does not apply to vehicles that run off the roadway or that cross the median. See Driving on Wrong Side of Road (Intentional or Unintentional) for Driving on Wrong Side of Road.
29	Illegal Driving on Road Shoulder, in Ditch, on Sidewalk or on Median		Driving off pavement or roadway. Physically driving on shoulder, etc.

Related Factors		Driver Violations Cited or Noted by Police	Examples/Notes
30	Making Improper Entry To or Exit From Trafficway	Driving onto or from controlled access highway where prohibited.	Entering highway from adjacent pasture, field. Entering highway on exit ramp, or exiting on entrance ramp, going the wrong way. NOTE: Don't confuse with Driving on the Wrong Side of Road.
31	Starting or Backing Improperly	Unsafe start from parked position.	Backing up on one-way. Starting onto highway from parked position on shoulder.
32	Opening Closure into Moving Traffic or While Vehicle is in Motion	Opening door into moving traffic.	Opening trunk while vehicle is in motion.
33	Passing Where Prohibited by Posted Signs, Pavement Markings, Hill or Curve, or School Bus Displaying Warning Not to Pass Line	Overtaking streetcar on left or right. Overtaking vehicle stopped to allow pedestrian movement.	Passing stopped school bus. Crossing over solid line to pass. Passing uphill; mainly violations as designated by traffic controls.
34	Passing on Wrong Side	Passing on right prohibited.	Passing on right. Passing on right shoulder, emergency lane, or roadside.
35	Passing With Insufficient Distance, or Inadequate Visibility, or Failing to Yield to Overtaking Vehicle	Passing with insufficient sight distance.	Mainly passing violations based on faulty judgment.

Related Factors		Driver Violations Cited or Noted by Police	Examples/Notes
36	Operating the Vehicle in an Erratic, Reckless or Negligent Manner Operating at Erratic or Suddenly Changing Speeds	Driving to endanger, willful or wanton disregard. Reckless driving reduced from DUI.	Must be explicitly stated on police record. Acceleration followed by sudden braking.
16	Police or Law Enforcement Officer		Federal, state or local law enforcement officer working at the time of the crash . Includes military and park police, border patrol and all other sworn law enforcement officers.
37	Police Pursuing This Driver or Police Officer in Pursuit	Fleeing or attempting to elude police officer.	"Hot pursuit." This officer in pursuit of motorists or this motorist being pursued by police.
38	Failure to Yield Right-of-Way	Failure to yield to pedestrian. Failure to yield to emergency vehicles. Failure to yield to streetcar already in intersection.	Primarily intersection-related. Care should be used to distinguish yield violations from lane violations.

Related Factors	Driver Violations Cited or Noted by Police	Examples/Notes
<p>39 Failure to Obey Actual Traffic Signs, Traffic Control Devices or Traffic Officers. Failure to Obey Safety Zone Traffic Laws.</p>	<p>Failure to obey flashing signal. Violation of turn on red. Failure to obey lane use control signal. Failure to obey stop signs. Failure to obey yield sign.</p>	<p>Often times incorrectly coded in conjunction with Failure to Yield Right-of-Way. Care must be used to distinguish from Failure to Yield Right-of-Way. When vehicle does not stop when required by traffic control. When vehicle stops, but fails to yield, code Failure to Yield Right-of-Way (4-way stops). Violating yield sign, code as Failure to Yield Right-of-Way and Failure to Obey Actual Traffic Signs, Traffic Control Devices or Traffic Officers. Failure to Obey Safety Zone Traffic Laws. Passing around railroad gates.</p>
<p>40 Passing Through or Around Barrier</p>	<p>Driving in prohibited area (play street, construction, etc.).</p>	<p>Denotes "demarcated" area.</p>
<p>41 Failure to Observe Warnings or Instructions on Vehicles Displaying Them</p>		<p>Failure to follow construction instructions (i.e., arrows directing traffic mounted on vehicle), instructions on emergency vehicles (ambulances, fire trucks, police cars). Failure to observe right-turn warning on trucks, buses. Failure to heed hazard lights on disabled vehicle, school bus arm.</p>
<p>42 Failure to Signal Intentions</p>	<p>Failure to sound horn at curve on mountain road. Failure to signal upon stopping to turn.</p>	<p>Failure to signal by either lamp turn signal or hand.</p>

Related Factors		Driver Violations Cited or Noted by Police	Examples/Notes
45	Driving Less Than Posted Minimum		Driving too slowly, so as to impede traffic.
47	Making Right Turn From Left-Turn Lane, Left Turn from Right-Turn Lane		To distinguish from Improper or Erratic Lane Changing police officer must have knowledge of driver's intention.
48	Making Other Improper Turn	Too wide right or left turn. Unsafe U-turn (from shoulder, etc.).	To distinguish from Failure to Obey Actual Traffic Signs, Traffic Control Devices or Traffic Officers. Failure to Obey Safety Zone Traffic Laws, Making Other Improper Turn implies judgment-oriented actions, not those explicitly stated by the law. (Too wide at right or left turn unsafe U-turn.)
50	Driving Wrong Way on One-Way Traffic		To distinguish from Driving on Wrong Side of Road . On a divided highway, although each side is "one-way," driving against traffic should be coded as Driving on Wrong Side of Road not Driving Wrong Way on One-Way Traffic .
51	Driving on Wrong Side of Road (Intentional or Unintentional)	Driving on wrong side of highway.	Driving wrong way on Rotary Intersection. Driving on left half of approaching bridge, tunnel.
52	Operator Inexperience		New drivers, new truck/bus driver; based on the judgment of the police officer. Unfamiliar with vehicle.

Related Factors		Driver Violations Cited or Noted by Police	Examples/Notes
53	Unfamiliar with Roadway		Possibly out-of-state licenses. New stretch of road, based on the judgment of the police officer.
54	Stopped in Roadway (Vehicle Not Abandoned)		This attribute signifies both in the process of stopping and "stopped" vehicles. Usually implies unusual condition. Excludes stopping in traffic or stopping for traffic control.
57	Locked Wheel		Occurs when braking too suddenly as noted by police officer. Can't be inferred just from skid marks.
58	Overcorrecting		Based on the judgment of the police officer, with knowledge of driver's intention. Oversteering
59	Getting Off/Out of or On/In to a Vehicle		Applies for either moving or non-moving vehicles. To distinguish from Opening Vehicle Closure into Moving Traffic . This attribute takes precedence, not to be coded in conjunction with Opening Vehicle Closure into Moving Traffic .
	Skidding, Swerving, Sliding Due To:		
77	Severe Crosswind		
78	Wind From Passing Truck		

Related Factors		Driver Violations Cited or Noted by Police	Examples/Notes
79	Slippery or Loose Surface		Refers to actual condition of roadway surface, i.e., loose gravel roadway. Slippery or old worn blacktop. Newly paved surface.
80	Tire Blowout or Flat		
81	Debris or Objects in Road		Nails, glass, trash cans, tire retread, trash, dead animals, pile of sand, barricades, etc.
82	Ruts, Holes, Bumps in Road		
83	Live Animals in Road		
84	Vehicle in Road		Includes both contact and non-contact vehicles that remain at the scene.
85	Phantom Vehicle		Non-contact vehicle that leaves the scene as described by the police officer.
86	Pedestrian, Pedal Cyclist, or Other Non-Motorist		
87	Ice, Snow, Slush, Water, Sand, Dirt, Oil, Wet Leaves on Road		This is for the substances on roadway that causes roadway to be slick, which may interfere with traction. These are not part of the roadway design (see Slippery or Loose Surface).

Related Factors		Driver Violations Cited or Noted by Police	Examples/Notes
88	Trailer Fishtailing or Swaying		Describes where a trailer fishtails or sways causing vehicle to weave in traffic or swerve. Includes trucks & cars pulling a trailer. This may or may not result in a jackknife.
<u>Special Circumstances</u>			
73	Driver Has Not Complied With Learner's Permit or Intermediate Driver License Restrictions (GDL Restrictions)		Learner's/Intermediate nighttime restrictions (e.g., midnight – 6 AM). Learner's/Intermediate unsupervised Driving restrictions. Learner's/Intermediate passenger restriction. Mandatory Seat Belt Use Restriction.
74	Driver Has Not Complied With Physical or Other Imposed Restrictions (not including GDL Restrictions)		Driving without corrective lenses when required. Driving without required equipment (e.g., automatic transmission, adaptive controls, etc.). Driving on a suspended/revoked license for other than permitted activities (e.g., driving permitted only to and from work). Driving vehicle without "Interlock System" when required.
89	Driver has a Driving Record or Driver's License from More Than One State		Any combination of a state license or record. Regardless of the status of the license or the driving privilege.
91	Non-Traffic Violation Charged (manslaughter, homicide, or other assault offense committed without malice)		Driver charged with intoxicated assault. Driver charged with vehicular manslaughter.

Related Factors		Driver Violations Cited or Noted by Police	Examples/Notes
92	Other Non-Moving Traffic Violations		
<u>Devices in Vehicle With Potential for Distractions</u>			
93	Cellular Telephone Present In Vehicle		Includes hand-held and hands-free cellular telephones. See Cellar Telephone in Use In Vehicle for cell phone in use at time of crash.
94	Cellular Telephone In Use In Vehicle		Includes hand-held and hands-free cellular telephones.
95	Computer/Fax Machines/Printers		Laptop/notebook computers PDAs (Palm Devices) Fax Machines Printers
96	Onboard Navigation System		
97	Two-Way Radio		
98	Head-up Display		
99	Unknown		

Remarks:

Code information provided in the narrative by the investigating officer. It is the officer's assessment.

This is a nominal list only and does NOT imply a hierarchy.

NOTE: RELATED FACTORS-DRIVER LEVEL SHOULD BE CODED ONLY FOR "IN-TRANSPORT VEHICLES" (UNIT TYPE "1").

RELATED FACTORS FOR PARKED/STOPPED OFF ROADWAY/WORKING MOTOR VEHICLES AND MOTOR VEHICLES IN MOTION OFF THE TRAFFICWAY SHOULD BE CODED UNDER RELATED FACTORS-PERSON LEVEL (UNIT TYPES “2, 3 AND 4”).

Use of None

Use when no factors are noted; zero-fill all fields. **None** implies that the investigating officer indicated “no factors.” Also, use **None** to complete remaining fields when you will be recording less than four related factors. DO NOT leave any remaining fields blank.

Use of Unknown



Use when the circumstances surrounding the **crash** are unknown and reported as “unknown” by the investigating officer. In these circumstances, nine-fill all fields. If **Unknown** is used for any field, ALL fields must be **Unknown**. DO NOT leave any remaining fields blank.



In a case involving Police Pursuit, **Police Pursuing This Driver or Police Officer in Pursuit** should be used when pursuit has been initiated by police and is active at the time of the **crash** (also see Related Factors-**Crash** Level, for use of **Police Pursuit Involved**). It can be used for either the pursued driver or the pursuing police officer.

Definition of Police Pursuit: A pursuit is an event that is initiated when a law enforcement officer, operating an authorized emergency vehicle, gives notice to stop (either through the use of visual or audible emergency signals or a combination of emergency devices) to a motorist who the officer is attempting to apprehend, and that motorist fails to comply with the signal by either maintaining his/her speed, increasing speed, or taking other evasive action to elude the officer’s continued attempts to stop the motorist. A pursuit is terminated when the motorist stops, or when the attempt to apprehend is discontinued by the officer or at the direction of a competent authority.

Driver Has Not Complied With Learner’s Permit or Intermediate Driver License Restrictions(GDL Restrictions) is used to indicate that a young driver was not in compliance with a Learner’s Permit or Intermediate Driver License restriction under a state’s Graduated Driver’s License (GDL) program. (See table for examples.) This should not be used for restrictions for eyeglasses, lenses, equipment or other physical restrictions (see **Driver Has Not Complied With Other Imposed Restrictions [not including GDL Restrictions]**). Call Coding Assistance Program for coding guidance and see FARShelf for examples.



Head-up Display present information (e.g., speed, turn signal telltales, engine diagnostics) to a driver that appears to be displayed outside the vehicle in front of the windshield. The image is reflected from the windshield into the driver’s field of vision. Projection of the image occurs upward through the top of the dash





in the area behind the steering wheel. The projection system and optics are mostly below the dash. There may be a projection area visible on the top of the dash that is either raised from the surface or flush with the dash. The projection area would be covered with glass or clear plastic. The windshield may or may not have a special reflective coating on the projection image area to enhance the display image.

Codes "95-98" refer only to the presence of devices and do not imply they were in use.

See Remarks for Related Factors-**Crash** Level (**C38**).

Consistency Checks:

	IF	THEN
	(1L0P) 1. any RELATED FACTORS-DRIVER LEVEL equals blanks,	all RELATED FACTORS-DRIVER LEVEL must equal blanks.
	(2H0F) 2. DRIVER PRESENCE equals 0, 9,	RELATED FACTORS-DRIVER LEVEL must not equal 01-08, 09, 11-13, 15-16, 19, 52-53, 58-59, 73-74, 77-88 , 90, 93-98.
	(2L0P) 3. any RELATED FACTORS-DRIVER LEVEL equals 99,	all RELATED FACTORS-DRIVER LEVEL must equal 99.
	(3L0P) 4. any RELATED FACTORS-DRIVER LEVEL equals 00,	all remaining RELATED FACTORS-DRIVER LEVEL must equal 00.
	(5L0F) 5. any RELATED FACTORS-DRIVER LEVEL equals 20,	DRIVER PRESENCE must not equal 1, 9.
	(6K0P) 6. VIOLATIONS CHARGED equal 71,	RELATED FACTORS-DRIVER LEVEL must not equal 19.
	(6L0P) 7. COMPLIANCE WITH LICENSE RESTRICTIONS equals 1, and RELATED FACTORS-DRIVER LEVEL equals 19,	LICENSE COMPLIANCE WITH CLASS OF VEHICLE must equal 3.

	IF	THEN
	(7I0P) 8. COMPLIANCE WITH LICENSE RESTRICTIONS equals 1, and RELATED FACTORS-DRIVER LEVEL equals 19,	NON-CDL LICENSE STATUS must equal 6.
	(7L0P) 9. Any RELATED FACTORS-DRIVER LEVEL can be used only once per driver form.	
	(8I0P) 10. NON-CDL LICENSE STATUS equals 0-4, 9,	RELATED FACTORS-DRIVER LEVEL must not equal 19.
	(8J2P) 11. RELATED FACTORS-DRIVER LEVEL equals 73-74,	COMPLIANCE WITH LICENSE RESTRICTIONS must equal 2.
	(8L0P) 12. LICENSE COMPLIANCE WITH CLASS OF VEHICLE equals 0-2, 9,	RELATED FACTORS-DRIVER LEVEL must not equal 19.
	(9L0F) 13. PERSON TYPE equals 01, and RELATED FACTORS-DRIVER LEVEL equals 12,	SEX must equal 2, and AGE must be greater than 012 .
	(BL0P) 14. COMPLIANCE WITH LIC. ENDORSEMENT equals 1, and any RELATED FACTORS-DRIVER LEVEL equals 19,	LICENSE COMPLIANCE WITH CLASS OF VEHICLE must equal 3.
	(BZ0P) 15. RELATED FACTORS-DRIVER LEVEL equals 93-98,	DRIVER PRESENCE must equal 1 .
	(D080) 16. VIOLATIONS CHARGED equals 01-98,	RELATED FACTORS-DRIVER LEVEL should not all equal 00, 99.
	(D470) 17. any RELATED FACTORS-DRIVER LEVEL equals 37,	at least one RELATED FACTORS- CRASH LEVEL should equal 20.

	IF	THEN
(D690)	18. NON-CDL LICENSE TYPE equals 2, 7, and COMPLIANCE WITH LICENSE RESTRICTIONS equals 2,	RELATED FACTORS-DRIVER LEVEL should equal 73-74.
(D700)	19. NON-CDL LICENSE TYPE equals 1, and COMPLIANCE WITH LICENSE RESTRICTIONS equals 2,	RELATED FACTORS-DRIVER LEVEL should equal 74.
(D730)	20. RELATED FACTORS-DRIVER LEVEL equals 73,	COMPLIANCE WITH LICENSE RESTRICTIONS should equal 2, and NON-CDL LICENSE TYPE should equal 2, 7.
(V100)	21. HM1 equals 2, and RELATED FACTORS-DRIVER LEVEL does not equal 19,	COMMERCIAL MOTOR VEHICLE LICENSE STATUS should not equal 1-2, 5.
(V130)	22. RELATED FACTORS-DRIVER LEVEL equals 33-35,	VEHICLE MANEUVER should equal 05.
(V150)	23. RELATED FACTORS-DRIVER LEVEL equals 27,	VEHICLE MANEUVER should equal 16.
(V160)	24. RELATED FACTORS-DRIVER LEVEL equals 54,	VEHICLE MANEUVER should equal 04.
(V16P)	25. RELATED FACTORS-DRIVER LEVEL equals 88,	VEHICLE TRAILING must not equal 0, 9.

Special Processing Rules:



	IF	THEN
(A080) 1.	DRIVER PRESENCE equals 0 , and FIRST HARMFUL EVENT equals 12-13, and NUMBER OF VEHICLE FORMS SUBMITTED equals 002 ,	one RELATED FACTORS-DRIVER LEVEL should equal 20.

VEHICLE NUMBER

PERSON LEVEL

Format: 3 numeric

Must be coded on an original submission.
System Generator (MDE System Only)

Element Values:



000 – Not a Motor Vehicle Occupant
001-999

Remarks:



Not a Motor Vehicle Occupant *is used* for persons not in motor vehicles.

001-999 *is used* for motor vehicle occupants (In-Transport, Parked/Stopped Off Roadway/Working Motor Vehicles and Motor Vehicles in Motion Outside the Trafficway). This is the number assigned to the vehicle this person occupied.

See VEHICLE NUMBER – VEHICLE LEVEL for assignment of numbers.

Consistency Checks:



	IF	THEN
(2X0F) 1.	VEHICLE NUMBER equals 000 ,	PERSON TYPE must not equal 01-03, 09.
(3X0F) 2.	VEHICLE NUMBER is greater than 000 ,	PERSON TYPE must not equal 04-08, 10, 19.

Case Structure Integrity Rule:



	IF	THEN
(CSI5) 1.	VEHICLE NUMBER at the Person Level is greater than 000 ,	VEHICLE NUMBER at the Person Level must equal a VEHICLE NUMBER at the Vehicle Level.

PERSON NUMBER

Format: 3 numeric

Must be coded on an original submission.
System Generated (MDE System Only)

Element Values:



001-999

Remarks:



For each motor vehicle, occupants must be numbered consecutively beginning with **“001.”** Drivers do not have to be **“001.”** Numbers must not be skipped.

Persons not in motor vehicles must be numbered consecutively beginning with **“001.”** Numbers must not be skipped.

Case Structure Integrity Rules:



(CSI6) 1. For each VEHICLE NUMBER, PERSON NUMBERS must be consecutive, beginning with **001** and with no gaps.



(CSI7) 2. PERSON NUMBERS for persons not in motor vehicles must be consecutive, beginning with **001** and with no gaps.

NON-OCCUPANT STRIKING VEHICLE NUMBER

Format: 3 numeric

Element Values:



Blanks

000

Not Applicable – Occupant of a Motor Vehicle In-Transport or Not In-Transport (Including Motor Vehicles Parked/Stopped Off Roadway/Working/In Motion Outside the Trafficway)

001-998

Assigned Vehicle Number

999

Unknown

Remarks:



This element indicates the vehicle that made contact with or was responsible for striking a person not in a motor vehicle. This includes occupants of non-motor vehicle transport devices - Person Type **attribute Occupant of a Non-Motor Vehicle Transport Device** (persons riding in an animal-drawn conveyance, on an animal, injured occupants of railway trains, etc.). This element only applies to those non-motorists who are not occupants of a motor vehicle.

The number must match the vehicle number of the striking vehicle.

In cases where more than one vehicle makes contact with a non-occupant, code the number of the vehicle that caused the most significant injury. If uncertain, code the number of the vehicle that made contact first.

Unknown is used when the Analyst cannot determine which vehicle made contact. For example, the police officer arrives at the scene and observes a pedestrian and two vehicles all at rest. There are no survivors; therefore, there is no way of knowing which vehicle ran over the pedestrian.

Consistency Checks:



	IF	THEN
(050P) 1.	PERSON TYPE equals 04-08, 10, 19, and NUMBER OF VEHICLE FORMS SUBMITTED equals 001 ,	NON-OCCUPANT STRIKING VEHICLE NUMBER must equal 001 .



	IF	THEN
(4X0F) 2.	NON-OCCUPANT STRIKING VEHICLE NUMBER equals 000 ,	PERSON TYPE must not equal 04-08, 10, 19.
(4X1F) 3.	PERSON TYPE equals 01-03, 09,	NON-OCCUPANT STRIKING VEHICLE NUMBER must equal 000 .
(5X0F) 4.	NON-OCCUPANT STRIKING VEHICLE NUMBER equals 001-999 ,	PERSON TYPE must not equal 01-03, 09.

Special Processing Rules:



	IF	THEN
(060P) 1.	NON-OCCUPANT STRIKING VEHICLE NUMBER is not equal to 000, 999 ,	NON-OCCUPANT STRIKING VEHICLE NUMBER must equal some VEHICLE NUMBER in the case.

AGE

Format: 3 numeric

Element Values:



Blanks	
000	<i>Less than One Year</i>
001-120	Actual Age*
999	Unknown

Remarks:



The person's age at the time of the crash is recorded with respect to the person's last birthday. Age is recorded in years.

FARS SPECIAL INSTRUCTIONS:

- * Values greater than "094" are unlikely occurrences and they will raise an error flag.
- * Values greater than "120" are not permitted.

For drivers, verify age with data on Licensing File. Licensing data takes precedence over **crash** report data.

Consistency Checks:



	IF		THEN
(5W0P) 1.	RELATED FACTORS- PERSON LEVEL equals 18,		SEX must equal 2, and AGE must be greater than 012 .
(7P0F) 2.	PERSON TYPE equals 01,		AGE must not be less than 002 .
(8P0P) 3.	PERSON TYPE equals 01, and AGE is less than 008 ,		BODY TYPE must not equal 01-12, 14-16, 19-22, 28-33, 39-42, 45, 58-52, 58-67, 71-72, 78-83, 89, 92-93.
(8P1P) 4.	PERSON TYPE equals 01, and AGE is less than 008 ,		BODY TYPE should equal 88, 91.



	IF	THEN
(9L0F) 5.	PERSON TYPE equals 01, and RELATED FACTORS-DRIVER LEVEL equals 12,	SEX must equal 2, and AGE must be greater than 012 .
(D060) 6.	NON-CDL LICENSE STATUS equals 1-4, 6, or COMMERCIAL MOTOR VEHICLE LICENSE STATUS equals 1-8, and PERSON TYPE equals 01,	AGE should not be less than 015 .
(D620) 7.	NON-CDL LICENSE TYPE equals 7,	AGE (for the driver) should equal 014-016 .
(D630) 8.	NON-CDL LICENSE TYPE equals 2,	AGE (for the driver) should equal 015-017 .
(D640) 9.	AGE equals 014-017 , and PERSON TYPE equals 01,	NON-CDL LICENSE TYPE should equal 2, 7.
(D650) 10.	AGE equals 018-120 , and PERSON TYPE equals 01,	NON-CDL LICENSE TYPE should equal 1.
(P010) 11.	PERSON TYPE equals 01,	AGE should not be less than 012 .
(P020) 12.	PERSON TYPE equals 02-03, 09, and PROTECTION SYSTEM USE equals 04, 10-12,	AGE should be less than 010 , or equal to 999 .
(P180) 13.	PERSON TYPE equals 01, and AGE is less than 009 ,	BODY TYPE should not equal 90.

Special Processing Rules:



(U120) 1. UNLIKELY: AGE **should not be** greater than **094**.

SEX

Format: 1 numeric

Element Values:

Blank	
1	Male
2	Female
9	Unknown

Consistency Checks:



IF	THEN
(5W0P) 1. RELATED FACTORS- PERSON LEVEL equals 18,	SEX must equal 2, and AGE must be greater than 012 .
(9L0F) 2. PERSON TYPE equals 01, and RELATED FACTORS- DRIVER LEVEL equals 12,	SEX must equal 2, and AGE must be greater than 012 .

PERSON TYPE

Format: 2 numeric

| Must be coded on original submissions

Element Values:

MOTORISTS

- | 01 Driver of a Motor Vehicle In-Transport
- | 02 Passenger of a Motor Vehicle In-Transport
- | 09 Unknown Occupant Type in a Motor Vehicle In-Transport

NON-MOTORISTS

- | 03 Occupant of a Motor Vehicle Not In-Transport
- | 04 Occupant of a Non-Motor Vehicle Transport Device

NON-OCCUPANTS

- | 05 Pedestrian
- | 06 Bicyclist
- | 07 Other Cyclist
- | 08 Persons on Personal Conveyances
- | 10 Persons In/On Buildings

- | 19 Unknown Type of Non-Motorist

Remarks:



An involved person in a **crash** must maintain Person Type during the **crash**. Once the unstabilized situation begins, a driver, passenger or non-motorist/non-occupant cannot change Person Type until the **crash** stabilizes.

If a person is entering or exiting a vehicle before the unstabilized situation begins, try to determine if the person has successfully changed type before control is lost. (i.e., a pedestrian getting into an automobile that begins to move, a passenger stepping off of a bus as it begins to pull away, etc.).

Motorists Attributes are used for occupants of a motor vehicle in-transport. This includes occupants of motor vehicles that are in motion outside the trafficway.

Unknown Occupant Type in a Motor Vehicle In-Transport is used when it cannot be determined if the person was the driver or passenger, but it is known that the person was an occupant of a motor vehicle in-transport.

Occupant of a Motor Vehicle Not In-Transport is used for occupants of parked/ stopped off roadway/working motor vehicles.

Prior to 2005, occupants of working motor vehicles (working highway maintenance vehicles, cherry pickers, etc.) were coded "08." At that time, code "08" was labeled **Other Pedestrians**.

Occupant of a Non-Motor Vehicle Transport Device refers to persons riding in an animal-drawn conveyance, on an animal, or injured occupants of railway trains, etc.

Pedestrian is used for all pedestrians except for those in/on personal conveyances (See **Persons on Personal Conveyances** below) and in buildings. A pedestrian pushing a vehicle should be coded **Pedestrian**.

Bicyclist is used for a two-wheel, non-motorized cycle. Includes all persons (operator and passengers) on a bicycle.

Other Cyclist is used for unicycles and tricycles.

Persons on Personal Conveyances: This code should be used for pedestrians using personal conveyances. A personal conveyance is a device, other than a transport device, used by a pedestrian for personal mobility assistance or recreation. These devices can be motorized or human powered, but not propelled by pedaling.

Inclusions:

- 1) Rideable toys
 - Roller Skates, In-Line skates
 - Skateboards
 - Skates
 - Baby carriage
 - Scooters
 - Toy Wagons
- 2) Motorized rideable toys
 - Motorized skateboard
 - Motorized toy car
- 3) Devices for personal mobility assistance
 - Segway-style devices
 - Motorized and non-motorized wheelchairs
 - Handicapped scooters

Exclusions:

- Golf cart
- Low Speed Vehicles (LSVs)
- Go-carts
- Minibike
- “Pocket” motorcycles
- Motor scooters
- Moped

Wheelchair: use the term, “wheelchair” as follows:

“Wheelchair - A mobility aid, usable indoors, and designed for and used by individuals with mobility impairments, whether operated manually or powered.” Therefore all wheelchair users, motorized or not, are **Persons on Personal Conveyances**.

RATIONALE:

Some states have passed legislation to classify operators of motorized wheelchairs as “pedestrians” and others as “motor vehicles.” Also, there seems to be an increase in the variety of forms these devices take (if not in the actual number in use). Some resemble 3-wheeled scooters; others small four-wheel carts; still others look like the typical human-powered wheelchair. They are in use by individuals who are unable to walk, who have limited walking ability, or who need to avoid walking for reasons of health or stamina. Since these devices simply supply a form of assisted “walking” for such persons, their legitimate users may be seen as “other persons on personal conveyances” just as other non-motorists moving along a sidewalk, walking with or against traffic on the edge of a road, crossing the roadway, or turning into a driveway.

Persons In/On Buildings is used for a person inside of or on a building who is struck by a motor vehicle. **Persons In/On Buildings** takes precedence over attributes “05-08.”

Unknown Type of Non-Motorist is used only when it cannot be determined which code is applicable for persons not in motor vehicles (i.e., Person Type attributes “04-10”).

FARS SPECIAL INSTRUCTIONS:

Prior to 2005, attribute “08” was labeled **Other Pedestrians** and also included occupants of motor vehicles used as equipment (working highway maintenance vehicles, cherry pickers, etc.). For occupants of working motor vehicles, see **Occupant of a Motor Vehicle Not In-Transport**.

Prior to 2007, **Persons on Personal Conveyances** included persons in buildings. For persons in buildings, see **Persons In/On Buildings**.

*Use Related Factors- Person Level code **Motorized Wheelchair Rider** to further identify motorized wheelchair riders.

GES SPECIAL INSTRUCTIONS:



Hit-and-run vehicles are assumed to have only one occupant (unless reliable evidence to the contrary exists), and that person is assumed to be the driver. All other persons riding in or on the vehicle are considered to be passengers.





Enter Unknown Occupant Type In A Motor Vehicle In-Transport when it is unknown whether this occupant was a driver or passenger.





Consistency Checks:














	IF	THEN
(050P) 1.	PERSON TYPE equals 04-08, 10, 19, and NUMBER OF VEHICLE FORMS SUBMITTED equals 001 ,	NON-OCCUPANT STRIKING VEHICLE NUMBER must equal 001 .
(1M1F) 2.	RELATED FACTORS-PERSON LEVEL equals 13,	PERSON TYPE should equal 08.
(1M2F) 3.	RELATED FACTORS-PERSON LEVEL equals 11,	PERSON TYPE must equal 05, 10.
(1M3F) 4.	RELATED FACTORS-PERSON LEVEL equals 19,	PERSON TYPE must equal 05.
(1N0F) 5.	PERSON TYPE equals 06,	RELATED FACTORS-PERSON LEVEL must not equal 09, 11-13, 19, 32, 53, 68-70, 86, 88, 90.
(1N1F) 6.	PERSON TYPE equals 10,	RELATED FACTORS-PERSON LEVEL must not equal 01-10, 14, 19-83, 88-91.
(1P0F) 7.	PERSON TYPE equals 05-08, 10, 19,	NON-OCCUPANT LOCATION must not equal 00.

	IF	THEN
	(1P1F) 8. PERSON TYPE equals 03,	NON-OCCUPANT LOCATION must equal 00.
	(1P2F) 9. PERSON TYPE equals 10,	NON-OCCUPANT LOCATION must equal 17.
	(1Q0F) 10. PERSON TYPE equals 01, and BODY TYPE equals 80-83, 88-89,	SEATING POSITION must not equal 00, 12-55, 99.
	(2M0F) 11. PERSON TYPE equals 01,	SEATING POSITION must not equal 00, 21-55.
	(2P0F) 12. PERSON TYPE equals 04-08, 10, 19,	EJECTION must equal 8.
	(2Q0F) 13. PERSON TYPE equals 02-03, 09, and BODY TYPE equals 01-02, 04, 08, 10, 31-33, 39-41, 45, 48-49, 90-91,	SEATING POSITION must not equal 00, 31-50.
	(2X0F) 14. VEHICLE NUMBER equals 000 ,	PERSON TYPE must not equal 01-03, 09.
	(3M0F) 15. PERSON TYPE equals 01,	PROTECTION SYSTEM USE must not equal 04, 06, 10-12, 14.
	(3P0F) 16. PERSON TYPE equals 03-08, 10, 19,	INJURY SEVERITY should not equal 6.
	(3Q0F) 17. PERSON TYPE equals 02-03, 09, and BODY TYPE equals 01-16, 19-20, 22, 28-33, 39, 41-42, 50-52, 58-59, 65, 80-83, 88-92, 97,	SEATING POSITION must not equal 00, 50.
	(3R3P) 18. SEATING POSITION equals 00,	PERSON TYPE must not equal 01-03, 09.
	(3X0F) 19. VEHICLE NUMBER is greater than 000 ,	PERSON TYPE must not equal 04-08, 10, 19.

	IF	THEN
	(4M0F) 20. PERSON TYPE equals 01-03, 09,	NON-OCCUPANT LOCATION must not equal 01-19, 99.
	(4Q0F) 21. PERSON TYPE equals 02-03, 09, and BODY TYPE equals 80-83, 88-89,	SEATING POSITION must not equal 00, 12, 14 -19, 22-50.
	(4Q1F) 22. PERSON TYPE equals 02-03, and BODY TYPE equals 21,	SEATING POSITION must not equal 00, 50, 52.
	(4X0F) 23. NON-OCCUPANT STRIKING VEHICLE NUMBER equals 000 ,	PERSON TYPE must not equal 04-08, 10, 19.
	(4X1F) 24. PERSON TYPE equal 01-03, 09,	NON-OCCUPANT STRIKING VEHICLE NUMBER must equal 000 .
	(5M0F) 25. PERSON TYPE equals 01,	all RELATED FACTORS-PERSON LEVEL must equal 00.
	(5N0F) 26. PERSON TYPE equals 02,	RELATED FACTORS-PERSON LEVEL must not equal 01-04, 10-11, 13, 19, 21, 23-24, 26-30, 33-53, 57-70, 72-83, 90-91.
	(5Q0F) 27. PERSON TYPE equals 02-03, and BODY TYPE equals 50-52, 58-59,	SEATING POSITION must not equal 00-50, 52-54, 99.
	(5X0F) 28. NON-OCCUPANT STRIKING VEHICLE NUMBER equals 001-999 ,	PERSON TYPE must not equal 01-03, 09.
	(6M0F) 29. PERSON TYPE equals 02-03, 09,	SEATING POSITION must not equal 00.
	(6Q0F) 30. PERSON TYPE equals 02-03, 09, and BODY TYPE equals 60-67, 71-72, 78-79,	SEATING POSITION must not equal 00, 31-49.

	IF	THEN
	(7M0F) 31. PERSON TYPE equals 03, and UNIT TYPE does not equal 4,	RELATED FACTORS-PERSON LEVEL must not equal 01-05, 10-13, 19, 26-30, 33-36, 38, 40-42, 44-45, 47-51, 53, 57-70, 72-83, 90.
	(7N0F) 32. PERSON TYPE equals 04-08, 10, 19,	SEATING POSITION must not equal 11-55, 99.
	(7P0F) 33. PERSON TYPE equals 01,	AGE must not be less than 002 .
	(7Q0F) 34. PERSON TYPE equals 09, and BODY TYPE equals 50-52, 58-59,	SEATING POSITION must not equal 00, 12-50, 52-54.
	(880F) 35. RELATED FACTORS- CRASH LEVEL equals 16,	there must be a Person Level form with PERSON TYPE equal to 04-08, 19.
	(8M0F) 36. PERSON TYPE equals 04,	RELATED FACTORS-PERSON LEVEL must not equal 05, 11, 13, 19, 55, 88, 90.
	(8N0F) 37. PERSON TYPE equals 04-05, 08, 10,	PROTECTION SYSTEM USE must equal 00.
	(8N1F) 38. PERSON TYPE equals 06-08,	PROTECTION SYSTEM USE should equal 00, 06.
	(8P0P) 39. PERSON TYPE equals 01, and AGE is less than 008 ,	BODY TYPE must not equal 01-12, 14-16, 19-22, 28-33, 39-42, 45, 48-52, 58-67, 71-72, 78-83, 89, 92-93.
	(8P1P) 40. PERSON TYPE equals 01, and AGE is less than 008 ,	BODY TYPE should equal 88, 91.
	(8Q0F) 41. PERSON TYPE equals 08,	RELATED FACTORS-PERSON LEVEL must not equal 05, 11, 19, 23, 32, 88.
	(8T0F) 42. PROTECTION SYSTEM USE equals 06,	PERSON TYPE must equal 06-08.

	IF	THEN
	(9A5P) 43. PERSON TYPE equals 03,	UNIT TYPE must equal 2-4.
	(9L0F) 44. PERSON TYPE equals 01, and RELATED FACTORS- DRIVER LEVEL equals 12,	SEX must equal 2, and AGE must be greater than 012 .
	(9M0F) 45. PERSON TYPE equals 05,	RELATED FACTORS-PERSON LEVEL must not equal 12-13, 21, 23-24, 26-30, 32-36, 40, 42, 44-53, 57-59, 68-70, 73-83, 88.
	(9N0F) 46. PERSON TYPE equals 04-08, 10, 19,	AIR BAG DEPLOYED must equal 00.
	(9P0F) 47. PERSON TYPE equals 04-08, 10, 19,	EXTRICATION must not equal 1, 9.
	(BF0F) 48. PERSON TYPE equals 04-08, 10, 19,	EJECTION PATH must equal 0.
	(BP0P) 49. PERSON TYPE equals 01-03, 09,	AIR BAG DEPLOYED must not equal 00.
	(CK0P) 50. PERSON TYPE equals 07,	RELATED FACTORS-PERSON LEVEL must not equal 09, 11-13, 19, 32, 53, 69-70, 88, 90.
	(CL0P) 51. PERSON TYPE equals 09,	RELATED FACTORS-PERSON LEVEL must not equal 01-04, 11, 13, 19, 21, 23-24, 26-30, 33-42, 44-45, 47-53, 56, 60-70, 72-83, 90-91.
	(CM0P) 52. PERSON TYPE equals 19,	RELATED FACTORS-PERSON LEVEL must not equal 11, 19, 53, 69-70, 88.
	(D060) 53. NON-CDL LICENSE STATUS equals 1-4, 6, or COMMERCIAL MOTOR VEHICLE LICENSE STATUS equals 1-8, and PERSON TYPE equals 01,	AGE should not be less than 015 .

	IF	THEN
	(D090) 54. VIOLATIONS CHARGED equals, 11-19, and PERSON TYPE equals 01, 03,	POLICE-REPORTED ALCOHOL INVOLVEMENT should equal 1, or POLICE-REPORTED DRUG INVOLVEMENT should equal 1.
	(D640) 55. AGE equals 014-017 , and PERSON TYPE equals 01,	NON-CDL LICENSE TYPE should equal 2, 7.
	(D650) 56. AGE equals 018-120 , and PERSON TYPE equals 01,	NON-CDL LICENSE TYPE should equal 1.
	(P010) 57. PERSON TYPE equals 01,	AGE should not be less than 012 .
	(P020) 58. PERSON TYPE equals 02-03, 09, and PROTECTION SYSTEM USE equals 04, 10-12,	AGE should be less than 010 , or equal to 999 .
	(P030) 59. PERSON TYPE equals 01,	SEATING POSITION should not equal 12-19.
	(P040) 60. PERSON TYPE equals 02, 09,	SEATING POSITION should not equal 11.
	(P071) 61. PERSON TYPE equals 02, 04-08, 10 , and INJURY SEVERITY does not equal 4,	ALCOHOL TEST STATUS, should not equal 9 , ALCOHOL TEST TYPE should not equal 99, and ALCOHOL TEST RESULT should not equal 99.
	(P072) 62. PERSON TYPE equals 02-03, and INJURY SEVERITY equals 0, and ALCOHOL TEST RESULT equals 96,	POLICE-REPORTED ALCOHOL INVOLVEMENT should equal 0, 8.
	(P073) 63. PERSON TYPE equals 02, 04-08, 10 and INJURY SEVERITY does not equal 4,	DRUG TEST STATUS and any DRUG TEST TYPE should not equal 9, and any DRUG TEST RESULT should not equal 999.





	IF	THEN
(P130)	64. BODY TYPE equals 60-67, 71-72, 78-79, and PERSON TYPE equals 01, 03, and INJURY SEVERITY equals 4,	FATAL INJURY AT WORK should equal 1.
(P180)	65. PERSON TYPE equals 01, and AGE is less than 009 ,	BODY TYPE should not equal 90.
(P190)	66. PERSON TYPE equals 01-05, 09,	PROTECTION SYSTEM USE should not equal 06.
(V050)	67. PERSON TYPE equals 01-03, 09, and PROTECTION SYSTEM USE equals 05, 15,	BODY TYPE should equal 80-83, 88-91.

Special Processing Rules:



	IF	THEN
(3H0F)	1. DRIVER PRESENCE equals 1,	there must be one and only one Person Level form for that vehicle with PERSON TYPE equal to 01, or there must be no Person Level form for that vehicle with PERSON TYPE equal to 01 and at least two Person Level forms for that vehicle with PERSON TYPE equal to 09.
(4H0F)	2. DRIVER PRESENCE equals 0, 9 ,	there must not be a Person Level form for that vehicle with PERSON TYPE equal to 01.
(550F)	3. FIRST HARMFUL EVENT equals 08,	at least one person must have PERSON TYPE equal to 05, 10.
(560F)	4. FIRST HARMFUL EVENT equals 09,	at least one person must have PERSON TYPE equal to 06-07.

	IF	THEN
(570F)	5. FIRST HARMFUL EVENT equals 05-06, 47,	at least one PERSON TYPE equal to 01-03, 09 must have INJURY SEVERITY equal to 1-5, or blank.
(590F)	6. FIRST HARMFUL EVENT equals 15,	at least one Person Level form must have a PERSON TYPE of 08.
(5Z0F)	7. SEQUENCE OF EVENTS equals 08,	at least one person must have PERSON TYPE equal to 05, 10.
(6Z0F)	8. SEQUENCE OF EVENTS equals 09,	at least one person must have PERSON TYPE equal to 06-07.
(7Z0F)	9. SEQUENCE OF EVENTS equals 05-06, 47,	at least one occupant of this vehicle (PERSON TYPES 01-03, 09) must have INJURY SEVERITY equal to 1-5, or blank.
(8Z0F)	10. SEQUENCE OF EVENTS equals 15,	at least one Person Level form must have a PERSON TYPE of 08.
(9B7P)	11. UNIT TYPE equals 2-4,	PERSON TYPE of all occupants of this vehicle must equal 03.
 (890F)	12. RELATED FACTORS- CRASH LEVEL equals 15,	there must be a Person Level form with PERSON TYPE equal to 04-08, 10, 19.
(FP0F)	13. PERSON TYPE is blank, case status is flawed.	
 (V90P)	14. HIT-AND-RUN equals 1,	UNIT TYPE for at least two vehicles should equal 1, or PERSON TYPE for at least one person should equal 03-08, 10, 19.

SEATING POSITION

Format: 2 numeric

Element Values:

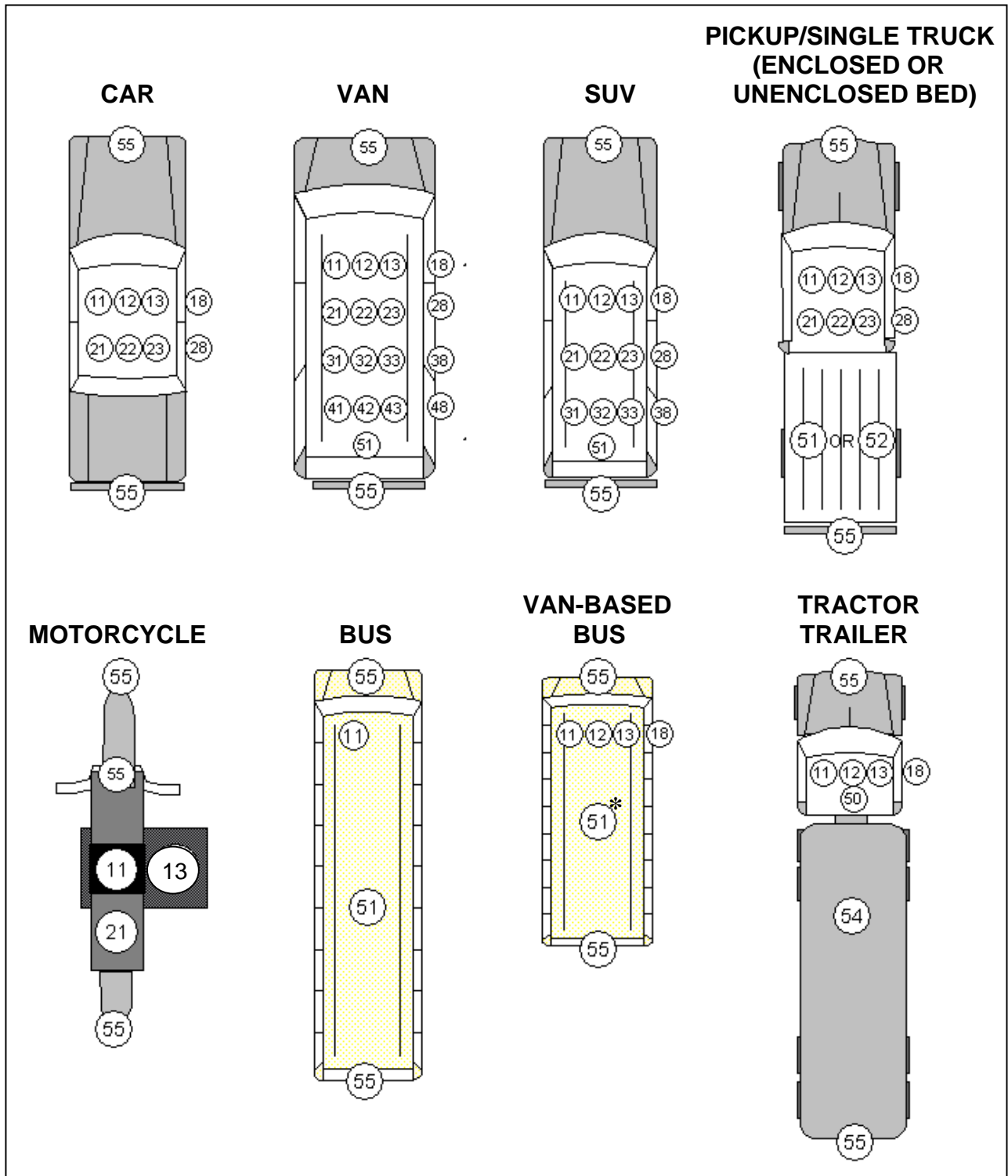
Blanks

- 00 Not a Motor Vehicle Occupant
- 11 Front Seat – Left Side (Driver's Side)
- 12 Front Seat – Middle
- 13 Front Seat – Right Side
- 18 Front Seat – Other
- 19 Front Seat – Unknown
- 21 Second Seat – Left Side
- 22 Second Seat – Middle
- 23 Second Seat – Right Side
- 28 Second Seat – Other
- 29 Second Seat – Unknown
- 31 Third Seat – Left Side
- 32 Third Seat – Middle
- 33 Third Seat – Right Side
- 38 Third Seat – Other
- 39 Third Seat – Unknown
- 41 Fourth Seat – Left Side *
- 42 Fourth Seat – Middle *
- 43 Fourth Seat – Right Side *
- 48 Fourth Seat – Other *
- 49 Fourth Seat – Unknown *
- 50 Sleeper Section of Cab (Truck)
- 51 Other Passenger in enclosed passenger or cargo area
- 52 ***Other Passenger in unenclosed passenger or cargo area***
- 53 Other Passenger in passenger or cargo area, unknown whether or not enclosed
- 54 Trailing Unit
- 55 Riding on Vehicle ***Exterior of Vehicle***
- 99 Unknown



*These values are unlikely occurrences and will raise an error flag.

SEATING POSITION



* For van-based buses, use the actual seating position if known, or use code "51" for the 2nd, 3rd & 4th rows, if actual seating position is not known.

Remarks:

Seating Position is determined by the location of the occupant in relation to the seat row and the forward longitudinal axis of the vehicle.

More than one person may be assigned the same seating position; however, this is allowed only when a person is sitting on someone's lap (e.g., child on mother's lap).

If the PAR does not specifically state that one person was on the lap of another, then see the discussion below under elements Front Seat, Other; Second Seat Other; Third Seat, Other; and Fourth Seat, Other.

In seating rows designated for only two passengers, use Front Seat, Left Side; Front Seat, Right Side; Second Seat, Left Side; Second Seat, Right Side; Third Seat, Left Side; Third Seat, Right Side; Fourth Seat, Left Side; Fourth Seat, Right Side or Other Passenger in enclosed passenger or cargo area.

Front Seat, Left Side is used if there is an assumed driver of a hit-and-run vehicle unless evidence indicates a different position for the person or persons.

Front Seat, Other; Second Seat, Other; Third Seat, Other and Fourth Seat, Other are used to record the position of someone sitting on the floor or lying across the seat. In addition, enter these elements when two or more persons are sitting abreast of one another in the same seating location (as opposed to on or in someone's lap), since only one occupant can be assigned the seat's position. If the PAR provides enough specific information, then assign the seat position to the person using the restraint; if no restraint was used, then assign the seat position to the older person.

Front Seat, Other is used if the only seat in the front seating area is a driver's seat (e.g., bucket, pedestal, etc.), and the occupant was in the area but not in the seat. This situation could occur because of vehicle design or seat removal. The same logic applies to other seat areas.

Sleeper Section of Cab (Truck) is used if the occupant's vehicle is a medium or heavy truck and has a cab sleeper, and this occupant is in the sleeper section at the time of the crash.

Other Passenger in enclosed passenger or cargo area is used when an occupant is in the fifth or higher numbered seat row, in an enclosed area where no defined seating exists or using a fold-down type seat in its folded-down position. This attribute is also used for bus passengers in undetermined seating (not driver).

Enter Other Passenger in unenclosed passenger or cargo area when an occupant is in the fifth or higher numbered seat area, in an unenclosed area where no defined seating exists or using a fold-down type seat in its folded-down position. This attribute is also used for bus passengers in undetermined seating (not driver). Examples include passenger riding in an open pickup bed, top of open double-decker bus, etc.

If seating in the vehicle is longitudinal rather than lateral, use the basic idea of a vehicle interior being divided laterally into roughly equal thirds and visualize lateral rows of seats to determine what seat position is the best descriptor.

For rearward facing seats, use the basic idea described in the previous paragraph to describe the occupant's seat position.

If a seat row has more than three designated seat positions, the occupants should have their positions assigned as usual for the left and right positions, while the two center positions would be entered as Other (i.e., Front Seat, Other; Second Seat, Other; Third Seat, Other; Fourth Seat, Other or Other Passenger in enclosed passenger or cargo area) depending upon the seat row.

For motorcycles, enter the driver Front Seat, Left; sidecar passenger Front Seat, Right; passenger behind the driver Second Seat, Left and passenger on the lap of the driver (in front of) Front Seat, Left.



Trailing Unit is used when an occupant is in or on a trailing unit (i.e., Vehicle Trailing, for this occupant's vehicle must be coded ≥ 1 , one or more trailing units).

Riding on Vehicle Exterior of Vehicle is used when an occupant is riding on a fender, the boot of a convertible, the open cargo box of a light truck, etc.

GES SPECIAL INSTRUCTIONS:

Persons appended to the vehicle for motion are not considered to be occupants of the vehicle. For example, a bicyclist holding onto a motor vehicle for motion.

Consistency Checks:

	IF	THEN
(1Q0F) 1.	PERSON TYPE equals 01, and BODY TYPE equals 80-83, 88-89,	SEATING POSITION must not equal 00, 12-55, 99.
(1R0P) 2.	SEATING POSITION equals 51, and BODY TYPE equals 50-52, 58-59,	INJURY SEVERITY must not equal 0, 9.
(2M0F) 3.	PERSON TYPE equals 01,	SEATING POSITION must not equal 00, 21-55.
(2Q0F) 4.	PERSON TYPE equals 02-03, 09, and BODY TYPE equals 01-02, 04, 08, 10, 31-33, 39-41, 45, 48-49, 90-91,	SEATING POSITION must not equal 00, 31-50.
(3Q0F) 5.	PERSON TYPE equals 02-03, 09, and BODY TYPE equals 01-16, 19-20, 22, 28-33, 39, 41-42, 50-52, 58-59, 65, 80-83, 88-92, 97,	SEATING POSITION must not equal 00, 50.
 (3R0P) 6.	AIR BAG DEPLOYED does not equal 00 ,	SEATING POSITION must not equal 41-55 .
 (3R2P) 7.	SEATING POSITION equals 00,	AIR BAG DEPLOYED must equal 00.
(3R3P) 8.	SEATING POSITION equals 00,	PERSON TYPE must not equal 01-03, 09.
(3S0P) 9.	SEATING POSITION equals 55,	EJECTION must equal 8.



	IF	THEN
(4Q0F) 10.	PERSON TYPE equals 02-03, 09, and BODY TYPE equals 80-83, 88-89,	SEATING POSITION must not equal 00, 12, 14-19 , 22-50.
(4Q1F) 11.	PERSON TYPE equals 02-03, and BODY TYPE equals 21,	SEATING POSITION must not equal 00, 50, 52.
(4R0P) 12.	SEATING POSITION equals 54,	VEHICLE TRAILING must not equal 0.
(5Q0F) 13.	PERSON TYPE equals 02-03, and BODY TYPE equals 50-52, 58-59,	SEATING POSITION must not equal 00-50, 52-54, 99.
(6M0F) 14.	PERSON TYPE equals 02-03, 09,	SEATING POSITION must not equal 00.
(6Q0F) 15.	PERSON TYPE equals 02-03, 09, and BODY TYPE equals 60-67, 71-72, 78-79,	SEATING POSITION must not equal 00, 31-49.
(7N0F) 16.	PERSON TYPE equals 04-08, 10, 19,	SEATING POSITION must not equal 11-55, 99.
(7Q0F) 17.	PERSON TYPE equals 09, and BODY TYPE equals 50-52, 58-59,	SEATING POSITION must not equal 00, 12-50, 52-54.
(970P) 18.	MODEL YEAR is known and greater than 1990; and BODY TYPE is 02-09, and SEATING POSITION is 21, 23, 31, 33,	PROTECTION SYSTEM USE must equal 00, 01-04, 08, 10-14, 99.
(980P) 19.	MODEL YEAR is known and greater than 1992; and BODY TYPE equals 01-16, 19-22, 28-33, 39-42, 45, 48-49, and SEATING POSITION equals 21, 23, 31, 33, 41, 43,	PROTECTION SYSTEM USE must equal 00, 01-04, 08, 10-14, 99.



	IF	THEN
(P030)	20. PERSON TYPE equals 01,	SEATING POSITION should not equal 12-19.
(P040)	21. PERSON TYPE equals 02, 09,	SEATING POSITION should not equal 11.
(P060)	22. SEATING POSITION equals 12, 18, 22, 28, 32, 38, 42, 48, 50-55,	PROTECTION SYSTEM USE should not equal 01, 03.
(V320)	23. BODY TYPE equals 50-52, 58-66, 71-79, and SEATING POSITION does not equal 11,	AIR BAG DEPLOYED should equal 00 .
(V950)	24. VEHICLE MODEL YEAR is less than 1994, and SEATING POSITION equals 31, 33, 39,	PROTECTION SYSTEM USE should not equal 01, 03, and BODY TYPE should equal 12, 15-16, 19-21.

Special Processing Rules:

(U130) 1. UNLIKELY: SEATING POSITION equals 41-43, 48.

PROTECTION SYSTEM USE

Format: 2 numeric

Element Values:

- Blanks
- 00 None Used/Not Applicable – Not a Motor Vehicle Occupant
- 01 Shoulder Belt
- 02 Lap Belt
- 03 Lap and Shoulder Belt
- 04 Child Safety Seat/Booster Seat – Type Unknown/Not Reported
- 10 Child Safety Seat – Forward Facing
- 11 Child Safety Seat – Rear Facing
- 12 Booster Seat (with lap/shoulder belt used properly)
- 05 Motorcycle Helmet
- 06 Bicycle Helmet
- 13 Safety Belt Used Improperly
- 14 Child Safety Seat/Booster Seat Used Improperly
- 15 Helmets Used Improperly
- 08 Restraint Used – Type Unknown
- 99 Unknown

Remarks:

Prior to 2007, this element was called “Restraint” System Use.

Code Protection System Usage for all persons in FARS under this element.

Code this element regardless of whether the vehicle is equipped with manual systems, automatic belts or harnesses, air bags, or any combination of these. We will determine whether the restraint was manual or automatic via the VIN. Even if the VIN is unknown, use this rule.



Example:

You are coding a driver in vehicle that is indicated by the **Police Accident Report (PAR)** to have an automatic shoulder harness and a manual belt. The police state that the shoulder harness was used at the time of the crash, but the lap belt was not, and there was no mention of air bag deployment or non-deployment. Code the following:

- P10 **Shoulder Belt**
- P11 **Unknown if Deployed/Unknown if Available**

None Used/Not Applicable – Not a Motor Vehicle Occupant is used if the person did not use an available restraint; there was not a restraint available in

the vehicle, and for persons not in motor vehicles (except bicyclists and pedal cyclists using helmets).

Shoulder Belt. If consistency check “U170” is raised, we suggest you check PCVINA. If it confirms “Automatic,” you’re okay. If it indicates “Manual,” question or review your sources to verify. If you can’t find any other definitive information, use **Restraint Used - Type Unknown**.

Child Safety Seat/Booster Seat [Type Unknown/Not Reported] is used when a child safety seat is in use, but it cannot be determined from the PAR which code “10-12” is applicable. A less familiar restraint is the safety vest, which has a harness used forward facing which has no shell/base surrounding the child.

Child Safety Seat - Forward Facing is used for child passenger facing forward in the child restraint system. This does not imply proper placement but requires the child to be buckled into the safety seat. For example, use this code if the PAR mentions a seat designed to be rear facing which has been installed in the forward facing direction.

Child Safety Seat - Rear Facing is used for child passenger facing the rear in the child restraint system. This does not imply proper placement but requires the child to be buckled into the safety seat. For example, use this code if the PAR mentions a seat designed to be forward facing which has been installed in the rear facing direction.

Booster Seat – with lap/shoulder belt used properly is used for a “belt-positioning seat” that positions a child on a vehicle seat to improve the fit of the lap and shoulder seat belt system. Booster Seats include all approved car booster seats (for older/larger children) that come in two basic types. Boosters with shields for use with a vehicle’s lap belt only. Boosters without shields are for use only with a vehicle lap and shoulder belt. These are called “belt positioning boosters” because they position the child to fit the car’s belts better. There is also a variation available; a booster with a removable shield. The shield should be used or not used depending on what belt system is available in the intended seat position.

Motorcycle Helmet is used only for all types of motorized cycles and snowmobiles (motorcycles, mopeds, mini-bikes, motor scooters and ATVs).

Bicycle Helmet is used for bicycle, other pedal cycle riders and when indicated, for persons on personal conveyances. This attribute is not used for motorcycle riders.

The **attribute** scheme on some PARs may offer a choice, such as “seatbelt/harness” or “lap/shoulder” but does not distinguish between “lap belt only,” “shoulder belt only,” or “combination lap and shoulder belt.” If your PAR

has such a coding scheme and the officer checks e.g., “seat belt/harness,” then the FARS *attribute* should be **Restraint Used, Type Unknown** unless the narrative clarifies which type of restraint was used.

Guidelines For Coding Improper Protection System Use:	Type of Restraint Vehicle Equipped With	Proper Coding Of Protection System Use (P10)
<u>Description of Use</u>		
a. More than one person restrained in one device	01, 02 or 03	13
b. Shoulder belt cut, altered or placed behind occupant’s back, while lap belt portion secured	01, 02, 03	02
c. Shoulder belt only placed behind occupant’s back	01	00
d. Lap belt only buckled underneath person	02	00
e. Child safety seat not secured properly (Child secured in seat)	04, 10, 11	14
f. Child not properly secured in existing child safety seat/booster seat	04, 10, 11, 12	14
g. Seat other than a child safety seat used; NOT secured with belt	01, 02, 03,	00
h. Seat other than a child safety seat used; secured with belt	01, 02, 03	13
i. Shoulder, lap, or lap & shoulder used to secure child requiring child safety seat	01, 02, 03	01, 02, 03
j. Unapproved motorcycle or bicycle helmet; improper use of an approved motorcycle or bicycle helmet.	05, 06	15




Guidelines When Police and EMS/M.E. Differ:

Occasionally, information from EMS personnel or medical examiners (M.E.) includes statements about protection/restraint use or presence. If these people were in a position to have information when the investigating officer(s) could not (e.g., EMS arrived and removed victims from vehicles before police arrived or the medical examiner reports definite indications of belt usage), then the EMS/M.E. assessment may override the PAR assessment of Protection System Use. **Make sure to note the arrival times of Police and EMS before making a decision.**

Rules of thumb are as follows, unless you have information to the contrary:

If the M.E./EMS report that a restraint was used but the PAR/Police report “NOT USED” or “UNKNOWN,” then accept the EMS/M.E. assessment. On the other hand, if the M.E./EMS report “NOT USED” but the PAR/Police report that a restraint was used, then try to verify the police assessment that a restraint was used. If the PAR/Police report that a restraint was used or was not used but the M.E./EMS report “UNKNOWN,” then accept the Police assessment.

Consistency Checks:

	IF	THEN
	(2R0P) 1. PROTECTION SYSTEM USE equals 01-04, 06, 10-14,	BODY TYPE must not equal 80-83, 88-89, 91.
	(2S0P) 2. PROTECTION SYSTEM USE equals 05,	AIR BAG DEPLOYED should equal 00 .
	(2T0P) 3. PROTECTION SYSTEM USE equals 06,	AIR BAG DEPLOYED must equal 00.
	(3M0F) 4. PERSON TYPE equals 01,	PROTECTION SYSTEM USE must not equal 04, 06, 10-12, 14.
	(8N0F) 5. PERSON TYPE equals 04-05, 08, 10	PROTECTION SYSTEM USE must equal 00.
	(8N1F) 6. PERSON TYPE equals 06-08,	PROTECTION SYSTEM USE should equal 00, 06.
	(8T0F) 7. PROTECTION SYSTEM USE equals 06,	PERSON TYPE must equal 06-08.
	(970P) 8. MODEL YEAR is known and is greater than 1990; and BODY TYPE is 02-09, and SEATING POSITION is 21, 23, 31, 33,	PROTECTION SYSTEM USE must equal 00, 01-04, 08, 10-14, 99.
	(980P) 9. MODEL YEAR is known and is greater than 1992; and BODY TYPE equals 01-16, 19-22, 28-33, 39-42, 45, 48-49, and SEATING POSITION equals 21, 23, 31, 33, 41, 43,	PROTECTION SYSTEM USE must equal 00, 01-04, 08, 10-14, 99.
	(P020) 10. PERSON TYPE equals 02-03, 09, and PROTECTION SYSTEM USE equals 04, 10-12,	AGE should be less than 010 , or equal to 999 .

	IF	THEN
(P050)	11. EJECTION equals 1,	PROTECTION SYSTEM USE should not equal 01-04, 08, 10-12.
(P060)	12. SEATING POSITION equals 12, 18, 22, 28, 32, 38, 42, 48, 50-55,	PROTECTION SYSTEM USE should not equal 01, 03.
(P190)	13. PERSON TYPE equals 01-05, 09.	PROTECTION SYSTEM USE should not equal 06.
(V050)	14. PERSON TYPE equals 01-03, 09, and PROTECTION SYSTEM USE equals 05, 15,	BODY TYPE should equal 80-83, 88-91.
(V950)	15. VEHICLE MODEL YEAR is less than 1994, and SEATING POSITION equals 31, 33, 39,	PROTECTION SYSTEM USE should not equal 01, 03, and BODY TYPE should equal 12, 15-16, 19-21.

Special Processing Rules:

	IF	THEN
(D570)	1. VIOLATIONS CHARGED equals 83,	not all occupants of this vehicle should have PROTECTION SYSTEM USE equal 01-05, 08 10-12.
(U170)	2. UNLIKELY: PROTECTION SYSTEM USE equals 01.	



AIR BAG DEPLOYED

Format: 2 numeric

Element Values:



Blanks

- 00 **Not Applicable**
- 01 **Deployed: Front**
- 02 **Deployed: Side (door, seatback)**
- 03 **Deployed: Curtain (roof)**
- 07 **Deployed: Other (knee, air belt, etc.)**
- 08 **Deployed: Combination**
- 09 **Deployed: Unknown Location**
- 20 **Not Deployed**
- 28 **Switched Off**
- 99 **Deployment Unknown**

Remarks:

This element is used to record air bag availability and deployment for this person.

Code this element according to this person's Seating Position, regardless of the motor vehicle's Body Type or the age of the motor vehicle.



Not Applicable be used:

- **Any person who is not an occupant of a motor vehicle,**
- **Occupants in seat positions not equipped with an air bag, or**
- **Every seating position in vehicles that do not come equipped with air bags in any position. (Examples are motorcycles, early model passenger cars, some medium-heavy trucks and buses.)**

Not Deployed is used only if **the available information indicates** the vehicle is equipped with an air bag (air bags) for this **occupant's** position, but it (they) did not deploy in this **crash**.

Deployed-Front, Deployed-Side, Deployed-Curtain, Deployed-Other, Deployed-Combination, and Deployment-Unknown Location are used only if you have indication in the available information that an air bag deployed for this occupant's seat position (not for others in the vehicle.) There may be multiple air bags available for this occupant's seat position. Deployed-Front, Deployed-Side and Deployed-Curtain are used if case materials indicate that at least one air bag deployed for this person from only one of

these directions. Deployed-Combination is used if case materials indicate that air bags deployed from more than one direction (e.g., SIDE and FRONT) for this seat position. Deployment-Unknown Location is used if an air bag did deploy for this person, but the origin of the air bag is not known.

Switched Off is used when the ***case materials indicate*** that ***any*** air bag for this occupant's position was ***manually*** switched off and did not deploy. ***This attribute takes precedence over all other codes for this seating position***

Deployment Unknown is used if the case materials do not indicate whether an air bag was available or if an air bag (air bags) is (are) available for this occupant's position, but no indication on whether it deployed or not.

Consistency Checks:



	IF	THEN
(2S0P) 1.	PROTECTION SYSTEM USE equals 05,	AIR BAG DEPLOYED should equal 00.
(2T0P) 2.	PROTECTION SYSTEM USE equals 06,	AIR BAG DEPLOYED must equal 00.
(2U0P) 3.	BODY TYPE equals 80-83, 88-91,	AIR BAG DEPLOYED should equal 00.
(3R0P) 4.	AIR BAG DEPLOYED does not equal 00,	SEATING POSITION must not equal 41-55.
(3R2P) 5.	SEATING POSITION equals 00,	AIR BAG DEPLOYED must equal 00.
(9N0F) 6.	PERSON TYPE equals 04-08, 10, 19,	AIR BAG DEPLOYED must equal 00.
(BP0P) 7.	PERSON TYPE equals 01-03, 09,	AIR BAG DEPLOYED must not equal 00.
(V320) 8.	BODY TYPE equals 50-52, 58-66, 71-79, and SEATING POSITION does not equal 11,	AIR BAG DEPLOYED should equal 00.

EJECTION

Format: 1 numeric

Element Values:



- Blank
- 0 Not Ejected
- 1 Totally Ejected
- 2 Partially Ejected
- 3 Ejected – Unknown Degree
- 8 Not Applicable
- 9 Unknown *if Ejected*

Remarks:



Ejection refers to **occupants** being **totally or partially** thrown from **the** vehicle (including the bed of pickup trucks) during the course of the **crash**. **This includes occupants of jeeps, go carts, snowmobiles, three- or four-wheel ATVs. Note: This variable excludes occupants of motorcycles**

Partial ejection refers to those instances where some part but not all of an occupant's body is, at some time during the crash sequence, outside the occupant compartment.

Not Ejected is used if the case materials specifically so state for a given occupant. Use this attribute for occupants of a hit-and-run vehicle, unless the case materials specifically indicate that an ejection occurred. If the case materials do not show the ejection status of uninjured drivers or passengers and there is no other information about ejection, e.g., in the narrative/diagram, then enter Not Ejected.

Totally Ejected is used when the occupant's body is entirely outside the vehicle but may be in contact with the vehicle. This includes occupants who are not initially in the seating compartment of the vehicle (e.g., pickup beds, boot of a convertible and persons riding on open tailgates).

Partially Ejected refers to those instances where some part but not all of an occupant's body is, at some time during the crash sequence, outside the occupant compartment. This does not apply to occupants who are not initially in the seating compartment of the vehicle (e.g., pickup beds, boot of a convertible and persons riding on open tailgates), since any ejection



for them is coded as Totally Ejected.

Ejected – Unknown Degree is used when the case materials indicate that an occupant is ejected but fails to discriminate between total and partial ejection.

Not Applicable is used for persons who are riding on the exterior of a vehicle, motorcycle occupants or non-motorists. Exterior of the vehicle includes running boards, roof, fenders and bumpers, but not the bed of pickup trucks, open tail gate or boot of a convertible.

Enter Unknown if Ejected when the case materials specifically indicate unknown.

Consistency Checks:

	IF	THEN
(2P0F)	1. PERSON TYPE equals 04-08, 10, 19,	EJECTION must equal 8.
(3S0P)	2. SEATING POSITION equals 55,	EJECTION must equal 8.
(4S0P)	3. BODY TYPE equals 80-83, 88-89,	EJECTION must equal 8.
(6S0P)	4. EJECTION equals 1,	EXTRICATION must not equal 1, 9.
(BA0P)	5. EJECTION equals 0, 8,	EJECTION PATH must equal 0.
(BB0P)	6. EJECTION equals 1-3, 9,	EJECTION PATH must equal 1-9, or blank.
(BC0P)	7. EJECTION PATH equals 1-9,	EJECTION must equal 1-3, 9.
(P050)	8. EJECTION equals 1,	PROTECTION SYSTEM USE should not equal 01-04, 08, 10-12.

EJECTION PATH

Format: 1 numeric

Element Values:

- Blank
- 0 Not Ejected/Not Applicable
- 1 Through Side Door Opening
- 2 Through Side Window
- 3 Through Windshield
- 4 Through Back Window
- 5 Through Back Door/Tailgate Opening
- 6 Through Roof Opening (sun-roof, convertible top down)
- 7 Through Roof (convertible top up)
- 8 Other Path (e.g., back of pick-up truck)
- 9 Unknown/Unknown Path

Remarks:



If no information is provided in the **crash** reports, assume that EJECTION is not applicable. Use the following table as a guideline:

Ejection Path Guidelines

Path	Guideline
1. Through side door opening	all side doors
2. Through side window	all side windows, bus side windows
3. Through windshield	front windshield only
4. Through back window	standard rear window, back window of bronco, van
5. Through back door/tailgate opening	station wagon tailgate, back door of truck, back door of bronco, van
6. Through roof opening	(sun-roof, convertible top down) t-top, targa top
7. Through roof	(convertible top up)
8. Other path	(back of pick-up truck) torn-off roof, car cut in half
9. Unknown/Unknown Path	driver's side, unspecified; passenger's side unspecified.

Consistency Checks:

	IF	THEN
(BA0P)	1. EJECTION equals 0, 8,	EJECTION PATH must equal 0.
(BB0P)	2. EJECTION equals 1-3, 9,	EJECTION PATH must equal 1-9, or blank.
(BC0P)	3. EJECTION PATH equals 1-9,	EJECTION must equal 1-3, 9.
(BE0P)	4. BODY TYPE equals 80-83, 88-89,	EJECTION PATH must equal 0.
(BF0F)	5. PERSON TYPE equals 04-08, 10, 19,	EJECTION PATH must equal 0.

EXTRICATION

Format: 1 numeric

Element Values:

- Blank
- 0 Not Extricated or Not Applicable
- 1 Extricated
- 9 Unknown

Remarks:



If no information is provided in the **crash** reports, assume that EXTRICATION is not applicable.

Extrication refers to the use of equipment or other force to remove persons from the vehicles; i.e., more than just lifting or carrying person out of wreckage. If the police officer uses the word “extricated” to indicate occupant removal, then this is sufficient information to use **Extricated** even if no mention of equipment is made. The only exception to this is if the analyst knows the officer used the term “extrication” incorrectly. However, if the officer uses the term “pinned” or “wedged” or something similar, then the officer must indicate that equipment was used to remove the occupant.

Unknown is to be used when the officer states that the occupant is “pinned” or “wedged,” etc., and suggests that the occupant may have been removed with force, but does not make it clear whether equipment was used or not.

This field is not applicable to motorcycle riders or to non-motorists.

Consistency Checks:

	IF	THEN
(5S0P) 1.	BODY TYPE equals 80-83, 88-89,	EXTRICATION must equal 0.
(6S0P) 2.	EJECTION equals 1,	EXTRICATION must not equal 1, 9.
(9P0F) 3.	PERSON TYPE equals 04-08, 10, 19,	EXTRICATION must not equal 1, 9.

NON-OCCUPANT LOCATION

Format: 2 numeric

Element Values:

Blanks

- 00 Not Applicable – Occupant of a Motor Vehicle In-Transport or Not In-Transport (Including Motor Vehicles Parked/Stopped Off Roadway/Working/In Motion Outside the Trafficway) and Injured Railway Train Occupants.
- 01 Intersection – In Crosswalk
- 02 Intersection – On Roadway, Not in Crosswalk
- 03 Intersection – On Roadway, Crosswalk not Available
- 04 Intersection – On Roadway, Crosswalk Availability Unknown
- 05 Intersection – Not on Roadway
- 09 Intersection – Unknown
- 10 Non-Intersection – In Crosswalk
- 11 Non-Intersection – On Roadway, Not in Crosswalk
- 12 Non-Intersection – On Roadway, Crosswalk not Available
- 13 Non-Intersection – On Roadway, Crosswalk Availability Unknown
- 14 Non-Intersection – In Parking Lane*
- 15 Non-Intersection – On Road Shoulder
- 16 Non-Intersection – Bike Path*
- 17 Non-Intersection – Outside Trafficway
- 18 Non-Intersection – Other, Not on Roadway
- 19 Non-Intersection – Unknown
- 99 Unknown

Remarks:

* **These values are unlikely occurrences and will raise an error flag.**

This field is only applicable for persons not in motor vehicles (i.e., pedal cyclists, pedestrians, persons on personal conveyances, etc.) and refers to the location of these persons at the time of the **crash**.



Not Applicable is used for injured Railway Train Occupants, Occupants of Motor Vehicles In-Transport or Occupants of Motor Vehicles Not In-Transport (Including Motor Vehicles Parked/Stopped Off Roadway/Working/In Motion

Outside the Trafficway).

Intersection codes are used when the person is in the vicinity of the intersection.

Intersection – In Crosswalk and **Intersection – On Roadway, Not in Crosswalk** can only be used when you know that a crosswalk exists at the intersection.

Intersection – On Roadway, Crosswalk not Available is used when a crosswalk does not exist at this intersection. (Remember, we begin with the assumption a crosswalk may exist at an intersection location.)

Intersection – On Roadway, Crosswalk Availability Unknown is used when you know that the person is at the intersection AND on the roadway but you are NOT sure whether or not a crosswalk is available for them to use.

Intersection – Not on Roadway is used when you know the person is at the intersection and NOT on the roadway. For example, if the non-motorist is on the sidewalk, median, island, etc.

Intersection – Unknown is used when all you know is the person is at the intersection. You don't know whether: there is a crosswalk, they were on the sidewalk, they were on the roadway or not, etc.

Non-Intersection codes are used when you know the person was NOT at an intersection.

Non-Intersection – In Crosswalk and **Non-Intersection – On Roadway, Not in Crosswalk** are used when you know that a crosswalk exists at the non-intersection; for example, a mid-block crosswalk.

Non-Intersection – On Roadway, Crosswalk not Available is used when we have no information about a mid-block crosswalk. (This assumes that a crosswalk will most likely not exist in a mid-block area, unless otherwise noted.)

Non-Intersection – On Roadway, Crosswalk Availability Unknown is used when there is some information (possibly conflicting) that leads you to believe that there may be a mid-block crosswalk at this intersection.

Non-Intersection – Outside Trafficway is used when the person is outside the trafficway boundaries. For example, a person struck inside a building or on a private driveway.

Non-Intersection – Other, Not on Roadway is used when the person is within the trafficway boundaries but NOT at an intersection and NOT on the roadway. For example, when the person is on the sidewalk, median, island, roadside, etc., this *attribute* should be used.

Non-Intersection – Unknown is used when all you know is that the person is NOT at an intersection. You don't know whether: there is a crosswalk, they were on the sidewalk, they were on the roadway or not, etc.

Unknown is used when you don't even know whether the person was at an intersection or not.

Consistency Checks:

	IF	THEN
(1P0F) 1.	PERSON TYPE equals 05-08, 10, 19,	NON-OCCUPANT LOCATION must not equal 00.
(1P2F) 2.	PERSON TYPE equals 10,	NON-OCCUPANT LOCATION must equal 17.
(4M0F) 3.	PERSON TYPE equals 01-03, 09,	NON-OCCUPANT LOCATION must not equal 01-19, 99.

Special Processing Rules:

	IF	THEN
(1P1F) 1.	PERSON TYPE equals 03,	NON-OCCUPANT LOCATION must equal 00.
(440F) 2.	FIRST HARMFUL EVENT equals 08-09, 15, and RELATION TO TRAFFIC-WAY equals 01,	there must be at least one Person Level form with NON-OCCUPANT LOCATION equal to 01-04, 09-14, 19, 99.
(450F) 3.	FIRST HARMFUL EVENT equals 08-09, 15, and RELATION TO TRAFFIC-WAY equals 07,	there must be at least one Person Level form with NON-OCCUPANT LOCATION equal to 14.
(460F) 4.	FIRST HARMFUL EVENT equals 08-09, 15, and RELATION TO TRAFFIC-WAY equals 02,	there must be at least one Person Level form with NON-OCCUPANT LOCATION equal to 05, 15.

	IF	THEN
(470F)	5. FIRST HARMFUL EVENT equals 08-09, 15, and RELATION TO TRAFFIC-WAY equals 03, 08, 10,	there must be at least one Person Level form with NON-OCCUPANT LOCATION equal to 05, 15, 18, 99.
(480F)	6. FIRST HARMFUL EVENT equals 08-09, 15, and RELATION TO TRAFFIC-WAY equals 04, 06,	there must be at least one Person Level form with NON-OCCUPANT LOCATION equal to 05, 09, 16, 18-19, 99.
(490F)	7. FIRST HARMFUL EVENT equals 08-09, 15, and RELATION TO TRAFFIC-WAY equals 05,	there must be at least one Person Level form with NON-OCCUPANT LOCATION equal to 17.
(530F)	8. FIRST HARMFUL EVENT equals 08-09, 15, and RELATION TO TRAFFIC-WAY equals 99,	there must be at least one Person Level form with NON-OCCUPANT LOCATION equal to 09, 19, 99.
(531F)	9. FIRST HARMFUL EVENT equals 08-09, 15, and RELATION TO TRAFFIC-WAY equals 11,	there must be at least one Person Level form with NON-OCCUPANT LOCATION equal to 11-13.
(U150)	10. UNLIKELY: NON-OCCUPANT LOCATION equals 14, 16.	

POLICE-REPORTED ALCOHOL INVOLVEMENT

Format: 1 numeric

Element Values:

Blank	
0	No (Alcohol Not Involved)
1	Yes (Alcohol Involved)
8	Not Reported
9	Unknown (Police Reported)

Remarks:



This data element reflects only the judgment of law enforcement as to whether alcohol was involved or not for this person.

The phrase “alcohol involved” means that alcohol is present in the person or presumed to be present by the police. Consequently, this data element may not agree with the alcohol test results for this person. Involvement is not an indication that alcohol was in any way a cause of the crash.

If the case materials indicate that open or unopened alcoholic beverages were found in the vehicle, then this information does not by itself constitute involvement unless the police indicate that this was the basis for a determination of involvement. If the case materials indicate that a preliminary breath test (PBT) was given and the officer’s judgment contradicts the preliminary test, the officer’s judgment will be the determining factor.



No (Alcohol Not Involved) applies if the judgment of law enforcement is that alcohol is not present.

In some circumstances it is possible for the police to give sufficient information in the report fields (such as contributing circumstances, driver/pedestrian condition, alcohol presence or use, alcohol test, etc.) or narrative to indicate that **they believe** alcohol is not involved without specifically mentioning “no” alcohol. In such cases, use **No (Alcohol Not Involved)**. However, if there is any question that the officer’s position on alcohol involvement is “no alcohol” because of lack of information, then use **Not Reported**.

Yes (Alcohol Involved) *applies only if the judgment of the law enforcement is that alcohol was present. For example, the police indicate alcohol involvement via:*

- *a specific data element on the police report form such as Driver Condition,*
- *the police charge the driver with an alcohol-related offense,*
- *the police mention in the narrative section of the report that the person had been drinking,*
- *the police report has a positive BAC test result (BAC>.00).*

Some PARs have a block labeled “Alcohol/Drugs.” If use is indicated, and it cannot be determined which was used (e.g., narrative, arrest/charged section, etc.), then assume alcohol is present. If the police report indicates that a driver was charged with DWI/DUI (driving while intoxicated, driving while impaired or driving under the influence), and no clarification is offered to indicate if the DWI/DUI was alcohol related or other drug related (e.g., a specific data element; mentioned in the narrative section; BAC results), then assume alcohol presence.

Not Reported applies when law enforcement makes no mention of alcohol involvement in either narrative or data fields. For example, there is a specific location on the police report for assessment of alcohol but the investigating officer fails to make either a positive or negative assessment by leaving the field blank. Also use Not Reported if no block exists on the PAR for reporting alcohol presence and other information is available.

*There are instances when the police do not indicate in the PAR whether alcohol was involved or not, but they do mention that a test was given or ordered. For example, the police may only say that an evidential test was ordered for a driver without indicating that they suspected alcohol or **providing a result**. The use of passive alcohol sensors (PAS) may also be mentioned as used by the police, without mention of the result. **Use Not Reported for these instances.***



***Unknown (Police Reported)** applies when law enforcement indicates in either narrative or data fields that alcohol involvement is “unknown” for this person. In general, crash reports have blocks to indicate either positive or negative alcohol involvement. However if a crash report has a provision for the investigating officer to respond “unknown involvement,” then enter this attribute. Also enter this attribute for hit-and-run drivers or passengers unless clear evidence to the contrary exists.*

FARS SPECIAL INSTRUCTIONS:

Important Guidelines:

- ***Do not change the coding of this element because a positive alcohol test is obtained from the coroner, medical examiner or state toxicology lab. A positive or negative BAC test submitted from the toxicology lab or coroner directly to the FARS analyst is not evidence of the officer's judgment.***
- ***The police accident report, including any supplemental reports or direct contact with the police are the only valid sources.***

When Police-Reported Alcohol Involvement **Not Reported** or **Unknown (Police Reported)**, Method of Alcohol by Police Determination codes "1-8" are allowed. However, this should only happen when the method is stated by the police, but the involvement is not mentioned at all or stated as unknown.

Consistency Checks:



	IF	THEN
(8S0P) 1.	METHOD OF ALCOHOL DETERMINATION BY POLICE equals 9,	POLICE-REPORTED ALCOHOL INVOLVEMENT must equal 0-1, 8-9.
(D090) 2.	VIOLATIONS CHARGED equals 11-19, and PERSON TYPE equals 01, 03,	POLICE-REPORTED ALCOHOL INVOLVEMENT should equal 1, or <i>POLICE-REPORTED DRUG INVOLVEMENT</i> should equal 1.
(P072) 3.	PERSON TYPE equals 02-03, and INJURY SEVERITY equals 0, and ALCOHOL TEST RESULT equals 96,	POLICE-REPORTED ALCOHOL INVOLVEMENT should equal 0, 8.
(P110) 4.	METHOD OF ALCOHOL DETERMINATION BY POLICE equals 1-5, 8,	POLICE-REPORTED ALCOHOL INVOLVEMENT should equal 0-1.
(P200) 5.	POLICE-REPORTED ALCOHOL INVOLVEMENT equals 8-9,	METHOD OF ALCOHOL DETERMINATION BY POLICE should equal 9.



	IF	THEN
(P300) 6.	POLICE-REPORTED ALCOHOL INVOLVEMENT equals 1, and INJURY SEVERITY equals 4,	ALCOHOL TEST STATUS should not equal 0-1 .

METHOD OF ALCOHOL DETERMINATION BY POLICE

Format: 1 numeric

Element Values:

- Blank
- 1 Evidential Test (breath, blood, urine)
- 2 Preliminary Breath Test (PBT)
- 3 Behavioral
- 4 Passive Alcohol Sensor (PAS)
- 5 Observed
- 8 Other (e.g., Saliva test)
- 9 Not Reported

Remarks:



This variable is coded for each person involved in the **crash**. The Police Accident Report (PAR) and supplements are the source of information.

The purpose of this variable is to record the method by which the police made the determination as to whether alcohol was involved or not.

It is used primarily when the Police-Reported Alcohol Involvement variable is coded as **No (Alcohol Not Involved)** or **Yes (Alcohol Involved)**.

Whenever Police-Reported Alcohol Involvement is **No (Alcohol Not Involved)**, try to find out how the police knew this. When Police-Reported Alcohol Involvement is **Yes (Alcohol Involved)**, try to determine how the police knew this.

If Police-Reported Alcohol Involvement is **Not Reported** or **Unknown (Police Reported)**, then Method of Alcohol Determination by Police is **Not Reported**. If more than one method is used by the police to determine alcohol involvement choose the method the police refer to when they record their assessment. If more than one method is used and they do not state which method was the basis for their alcohol determination, code the highest-ranking method used from the hierarchy (the highest ranking is "1"; the lowest is "5").

Evidential Test (breath, blood, urine)

This *attribute* is **used** if Police-Reported Alcohol Involvement is **No (Alcohol Not Involved)** or **Yes (Alcohol Involved)** and the police indicate that they ordered an evidential test and their determination of alcohol involvement was based on the results of that test.

An evidential test can be a breath test on a state-approved breath test device, a blood test, or a urine test. No other tests are considered evidential.

The key in coding evidential test as the basis for the police alcohol assessment is the ordering of the test by the police. A routine test performed by a coroner or medical examiner that was not ordered by the police is not considered as evidential for the purposes of the variable.

Preliminary Breath Test (PBT)

This *attribute* is **used** if Police-Reported Alcohol Involvement is **No (Alcohol Not Involved)** or **Yes (Alcohol Involved)** and the police indicate that alcohol involvement was based upon the results of a preliminary breath test, or PBT. Preliminary breath testing devices are not yet considered evidential tests, but merely as tools for the police to help them determine whether alcohol is present or not. Many PBTs only indicate whether alcohol is present in the breath by pass (green) or fail (red) lights. Other PBTs indicate the approximate BAC in numbers. Some PBTs are of evidential quality in some States. But if the device was used only as a preliminary test and not the evidential test, then this value should be coded.

The key to coding this is the definite indication **by the police** that a PBT **was used** and was the basis (or the clinching evidence) that a driver had been drinking or not.

Behavioral

This *attribute* is **used** if Police-Reported Alcohol Involvement is **No (Alcohol Not Involved)** or **Yes (Alcohol Involved)** and the police indicate that the basis for that alcohol assessment was the behavior by the driver during a field sobriety test.

Examples of field sobriety tests include the gaze nystagmus test, walking in a straight line, one leg stand, etc.

Do not confuse Behavioral with Observed.

Passive Alcohol Sensor (PAS)

This *attribute* is *used* if Police-Reported Alcohol Involvement is **No (Alcohol Not Involved)** or **Yes (Alcohol Involved)** and the police indicate that alcohol involvement was based upon the results of a passive alcohol sensor, or “sniffer.”

The PAS devices available and in use by police are devices that look like flashlights and when held within 6 inches of the driver’s mouth will detect alcohol in the breath while the driver is talking. The PAS is not considered an evidential test nor a PBT. It is not really a test, but a detector or an extension of the police officer’s senses. The PAS devices are usually PASS/FAIL indicators with a red light indicating alcohol on the breath.

The key to coding this attribute is the indication by the police that a PAS was used and was the basis for coding **No** or **Yes** for Police-Reported Alcohol Involvement.

Observed

This *attribute* is *used* if Police-Reported Alcohol Involvement is **No (Alcohol Not Involved)** or **Yes (Alcohol Involved)** and the police indicate that the basis for their alcohol assessment was some observation of the driver. Do Not Confuse Observed with Behavioral. Examples of observations would be:

- smelling alcohol on the driver’s breath
- staggering, slurring of speech
- the driver admitting he had been drinking
- other observations described by the police that would not be considered field sobriety tests

Be careful not to simply assume that this is the appropriate code when some other method may have been used (e.g. breath test, PBT, PAS).

Other (e.g., Saliva test)

This *attribute* is *used* if Police-Reported Alcohol Involvement is **No (Alcohol Not Involved)** or **Yes (Alcohol Involved)** and the police indicate that the basis for alcohol determination was something other than the codes “1, 2, 3, 4 and 5” described above.

Examples of **Other** methods include:

- results of a saliva test
- results of other tissue tests

The key to coding this element is the description by the police of some other method of alcohol determination that does not fall into codes "1-5."

See the paragraph below on Witness Statements.

Not Reported

This is coded if Police-Reported Alcohol Involvement is **Not Reported** or **Unknown (Police Reported)**. It is also coded if Police-Reported Alcohol Involvement is "**No (Alcohol Not Involved)** or **Yes (Alcohol Involved)** and there is no indication in the police report or any documents as to how the police made the alcohol assessment.

See the paragraph below on Witness Statements.

Witness Statements:

Witness Statements may or may not be used by the police to make a determination of alcohol involvement. If the police did use witness statements alone to make a determination of alcohol involvement, use **Other**.

If the police mention, but did not use witness statements and there is no other indication of how a determination was made, use **Not Reported**.

There are instances when the police do not indicate in the PAR whether alcohol was involved or not, but they do mention that a test was given or ordered.

FOR EXAMPLE: The police may only say that an evidential test was ordered for a driver without indicating that they suspected alcohol or what the result was. The use of passive alcohol sensors (PAS) may also be mentioned as used by the police, without mention of the result.

Codes 1 - 8 may be used for Method Of Alcohol Determination by Police when Police-Reported Alcohol Involvement is coded as **Not Reported** or **Unknown (Police Reported)**, if this fits the case.

This should only happen when the method is stated by the police, but the involvement is not mentioned at all or stated as unknown.

Consistency Checks:

	IF	THEN
(8S0P)	1. METHOD OF ALCOHOL DETERMINATION BY POLICE equals 9,	POLICE-REPORTED ALCOHOL INVOLVEMENT must equal 0-1, 8-9.

	IF	THEN
(P110) 2.	METHOD OF ALCOHOL DETERMINATION BY POLICE equals 1-5, 8,	POLICE-REPORTED ALCOHOL INVOLVEMENT should equal 0-1.
(P200) 3.	POLICE-REPORTED ALCOHOL INVOLVEMENT equals 8-9,	METHOD OF ALCOHOL DETERMINATION BY POLICE should equal 9.



ALCOHOL TEST

Format: 3 sets, 1 set, 1 numeric, 2 sets, 2 numeric

Element Values:

Blanks



Subfield 1 – Test Status

- 0 *Test Not Given***
- 1 *Test Refused***
- 2 *Test Given***
- 9 *Unknown if Tested/Not Reported***

Subfield 2 – Test Type

- 00 *Test Not Given***
- 01 *Blood***
- 02 *Breathalyzer “BAC”***
- 10 *Preliminary Breath Test (PBT)***
- 03 *Urine***
- 04 *Vitreous***
- 05 *Blood Plasma/Serum***
- 06 *Blood Clot***
- 07 *Liver***
- 08 *Other Test Type***
- 98 *Unknown Test Type***
- 99 *Unknown if Tested/Not Reported***

Subfield 3 – Test Result

- 00-93 *Actual Value***
- 94 *.94 or Greater***
- 96 *Test Not Given***
- 97 *AC Test Performed, Results Unknown***
- 98 *Positive Reading With No Actual Value***
- 99 *Unknown if Tested/Not Reported***

Remarks:



Subfield 1 – Test Status indicates whether or not a test was performed on this person to detect the presence of alcohol.

Test Not Given is used when the case materials indicate an alcohol test was not given.

Test Refused is used when the case materials indicate an alcohol test was refused.

Test Given is used when the case materials indicate an alcohol test was given.

Unknown if Tested/Not Reported is used when the case materials specifically indicated “Unknown if Tested”. Also use this if no block exists on the report and no other information is available.

Subfield 2 – Test Type identifies the type of test that was administered to this person as indicated in the case materials.

If more than one type of test is performed on the same person, a Blood Test is preferred over other tests. The exception is if you have information that casts clear doubt on the validity or reliability of the Blood Test when you have results from a test of another type. For example the blood test was spoiled or contaminated. In such a case record the Test Type for the test with the valid result. Other situations where this may occur include information that:

- the test was performed on a live victim unreasonably long after the crash; or***
- the lab, coroner, or medical examiner expresses doubt in their result from a blood test.***

Blood is used when the case materials indicate this was the type of test used to obtain a BAC.

Note that there are test types for Blood (“01”), Blood Plasma or Serum (“05”) and Blood Clot (“06”). If the Coroner, Medical Examiner, or State Lab reports that the test was a “blood” test (whole blood), this most likely does not refer to Blood Plasma or Blood Clot, but you should try to verify this. If the test was performed on blood, or if you know the results are already converted to a BLOOD ALCOHOL CONCENTRATION (BAC), then code TEST TYPE as “01 – Blood.”

Breath is used when the case materials indicate this was the type of test used to obtain a BAC.

Breath is used if you have a result from an evidential breath test (a breath test performed on a State-approved breath test device). Usually, results from a Preliminary Breath Test (PBT) device are not considered evidential. Some PBTs are of evidential quality in some States; but if the device was used only as a preliminary test and not an evidential test, then do not use code "02."

Urine is used when the case materials indicate this was the type of test used to obtain a BAC.

Other Test Type is used when the case materials indicate a type of test used to obtain a BAC was recorded as "Other" or is indicated to be of a type other than the available attributes.

Preliminary Breath Test (PBT) is used when the case materials indicate this was the type of test used to obtain a BAC and no other test is available. Update Test Type and corresponding Result if a PBT is followed by an evidential test, other than a PBT. A breath, blood or urine test will take precedence over a PBT result unless you have information that casts clear doubt on the validity or reliability of the Evidential Test AND you have a valid PBT result to record.

- Example 1: You only receive a PBT with an actual value
 - Code Test Type "10 – PBT" and Test Result "the actual value received".
- Example 2: You only receive a PBT with a "negative" result returned
 - Code Test Type "10 – PBT" and Test Result "00".
- Example 3: You only receive a PBT with "positive" result, but no actual value
 - Code Test Type "10 – PBT" and Test Result code "98 – Positive Reading with no Actual Value".
- Example 4: You receive a PBT with an actual value of .10% and a blood test (***whole blood***) from the lab of .08%
 - Code Test Type "01 – Blood" and Test Result .08.
- Example 5: You receive a PBT with an actual value of .10% and a breathalyzer test both from the police of .08%
 - Code Test Type "02 – Breathalyzer (BAC)" and Test Result .08.

- Example 6: You receive a PBT with an actual value of .10% from the police and a **blood test (whole blood)** from the state lab indicating a “contaminated” sample.
 - Code Test Type “10 – PBT” and Test Result .01.

Unknown Test Type is used when the case materials indicate a test was given but do not specify the type of test.

Unknown if Tested/Not Reported is used when the case materials specifically indicated “Unknown if Tested.” Also use this if no block exists on the report and no other information is available.

Subfield 3 – Test Result records the actual value reported from a test performed on this person to detect the presence of alcohol.

A TEST RESULT of .01 is a low probability and will raise an error flag. Any BAC test result reported in 3 decimal places should be truncated, not rounded. For example, a reported BAC of .099 becomes .09. The reason for truncating is that the accuracy of most testing devices is only reliable to two decimal places, so the third decimal place is meaningless.

AC Test Performed, Results Unknown refers to alcohol content tests that were performed but the results are reported as unknown or are unobtainable (including a “Contaminated Sample” or “Insufficient Sample”). AC Test Performed, Results Unknown can be used for any Test Type.

Unknown if Tested/Not Reported is used when the case materials specifically indicated “Unknown if Tested.” Also use this if no block exists on the report and no other information is available.

FARS SPECIAL INSTRUCTIONS:

As a general coding guideline, do not prematurely use Test Result “AC Test Performed, Results Unknown.” It is recommended that you leave the information blank for drivers and non-motorists until the test results are received from the state lab, coroner or police. You need to be reasonably certain that you will never receive the test results to use code “97” at the time of the initial coding and case entry.

Positive Reading with No Actual Value can be used for any Test Type code where the result is indicated to be positive without a numeric value to record. This should only be used when a final test result is returned as “positive” with no actual result to record. This can occur when a screening test is used and it is the only test result available. Some PBTs only indicate whether alcohol is present in the breath by positive (green) or negative (red) lights. Other PBTs indicate the approximate BAC in numbers. Positive Reading with No Actual Value should be

used when a PBT result only indicates “positive” for alcohol, with no actual BAC value. A negative PBT result should be interpreted as .00.

Before recording this value make sure that this is the final test result and no actual value was available from a follow-up confirmatory test.

FARS SPECIAL INSTRUCTIONS:

Prior to 2006, this code read “PBT Positive Reading with No Actual Value” and was used strictly for recording test results for Preliminary Breath Test devices.

State Law versus Practice: *You may be aware that your State laws require testing of certain classes of crash victims. However, you may also know that the practice in your State is that the law is not observed. In such cases, you are not bound only by what the law says. You may consider State practices in your coding decisions.*

Example 1: *Your state law may require all fatalities to be tested for BAC, but you know that this does not happen in your State and you are unable to locate alcohol test information for this person:*

- *In such a case, you cannot rely on the law for your coding decisions. Therefore, you should use code “99 – Unknown If Tested” rather than “97 – AC Test Performed, Results Unknown,” or “96 – Test Not Given.” (Test Status equals “9” and Test Type equals “99”).*

Example 2: *Most states’ practice is that “live” non-drivers are not routinely tested for alcohol. Consequently, for live non-drivers when there is no mention of a test ordered by the police in the Police Accident Report (PAR):*








- *Code Test Status as “0 - Test Not Given” and MDE will auto-fill Test Type as “00 – Test Not Given” and Test Result as “96 – Test Not Given”. However, if you happen to obtain an alcohol test result later, you may enter the appropriate test type and results.*

Computed Estimates of BACs:

An expert may calculate an estimate of what the BAC would have been at the time of the crash (i.e., toxicologist uses the lapse time from crash and the victim’s weight to calculate the BAC). You may accept these results if the following are all true:

- *Results were reported by someone with the authority in your state to make this determination; and*
- *the result is considered official in your state; and*
- *you can support the result with official documentation or it is reported on the PAR (may vary from state-to-state).*

Consistency Checks:

	IF	THEN
	(5T6P) 1. ALCOHOL TEST STATUS equals 2, and ALCOHOL TEST TYPE equals 98,	ALCOHOL TEST RESULT must equal 00-94, 97-98.
	(5T7P) 2. ALCOHOL TEST STATUS equals 0, 1,	ALCOHOL TEST TYPE must equal 00, and ALCOHOL TEST RESULT must equal 96.
	(5T8P) 3. ALCOHOL TEST STATUS equals 9,	ALCOHOL TEST TYPE and ALCOHOL TEST RESULT must equal 99.
	(5T9P) 4. ALCOHOL TEST STATUS equals 2,	ALCOHOL TEST TYPE must equal 01-10, 98, and ALCOHOL TEST RESULT must equal 00-94, 97-98.
	(P071) 5. PERSON TYPE equals 02, 04-08, 10, and INJURY SEVERITY does not equal 4,	ALCOHOL TEST STATUS should not equal 9, ALCOHOL TEST TYPE and ALCOHOL TEST RESULT should not equal 99.
	(P072) 6. PERSON TYPE equals 02-03, and INJURY SEVERITY equals 0, and ALCOHOL TEST RESULT equals 96,	POLICE-REPORTED ALCOHOL INVOLVEMENT should equal 0, 8.
	(P080) 7. ALCOHOL TEST RESULTS should not equal 34-94.	
	(P300) 8. POLICE-REPORTED ALCOHOL INVOLVEMENT equals 1, and INJURY SEVERITY equals 4,	ALCOHOL TEST STATUS should not equal 0-1.



POLICE-REPORTED DRUG INVOLVEMENT

Format: 1 numeric

Element Values:



- Blank
- 0 No (drugs not involved)**
- 1 Yes (drugs involved)**
- 8 Not Reported
- 9 Unknown

Remarks:

This data element reflects only the judgment of law enforcement as to whether drugs were involved or not for this person.

The phrase “drug involvement” means that drugs are present in the person or presumed to be present by the police. This includes prescription and over-the-counter medications as well as illicit substances (e.g., marijuana, cocaine, heroin, etc.). It is not an indication that the drug usage was in any way a cause of the crash.

If case materials indicate that drugs were found in the vehicle, then this information does not by itself constitute involvement unless the police indicate that this was the basis for a determination of involvement.

Some PARs have a block labeled “Alcohol/Drugs.” If use is indicated, and it cannot be determined which was used (e.g., narrative, arrest/charged section, etc.), then assume alcohol, not drugs. If the police report indicates that a driver was charged with DWI (driving while intoxicated or driving while impaired) and no clarification is offered to indicate if the DWI was alcohol related or drug related (i.e., a specific data element, mentioned in the narrative section, BAC results), then interpret as alcohol presence .

No (drugs not involved) applies if the judgment of law enforcement is that drugs are not present.

In some circumstances it is possible for the police to give sufficient information in the report fields (such as contributing circumstances, driver/pedestrian condition, substance use, drug test, etc.) or narrative to indicate that they believe drugs are not involved without specifically mentioning no drugs. In such cases, you may use "No." However, if there is any question that the officer's position on drug involvement is "No" because of a lack of information, then it is best to use Not Reported.

Yes (drugs involved) applies only if the police assessment is that drugs were present. For example the police indicate drug involvement via:

- ***a specific data element on the police report form such as Driver Condition,***
- ***the police charge the driver with an drug related offense,***
- ***the police mention in the narrative section of the report that the person had been under the influence of a drug***
- ***the police report has a positive test result reported for drugs***

Not Reported applies when law enforcement makes no mention of drug involvement in either narrative or data fields. For example, there is a specific location on the police report for assessment of drugs but the investigating officer fails to make either a positive or negative assessment by leaving the field blank. Also use Not Reported if no block exists on the PAR for reporting drug presence and no other information is available.

There are instances when law enforcement do not indicate in the PAR whether drugs were involved or not, but they do mention that a test was given or ordered. For example, the police may only say that an evidential test was ordered for a driver without indicating that they suspected drugs or providing a result. Use Not Reported for these instances.

Unknown (Police Reported) applies when law enforcement indicate in either narrative or data fields that drug involvement is "unknown" for this person. In general, police reports have blocks to indicate either positive or negative drug involvement. However, if a crash report has a provision for the investigating officer to respond "unknown involvement," then enter this attribute. Also enter this attribute for hit-and-run drivers unless clear evidence to the contrary exists.

FARS SPECIAL INSTRUCTIONS:

Important Guidelines:

- **Do not change the coding of this element because a positive drug test is obtained from the coroner, medical examiner or state toxicology lab. A positive or negative test result submitted from the toxicology lab or coroner directly to the FARS analyst is not evidence of the officer's judgment.**
- **The crash report, including any supplemental reports or direct contact with law enforcement, are the only valid sources.**

When Police Reported Drug Involvement is Not Reported or Unknown (Police Reported), all Method of Drug Determination codes are allowed. However, this should only happen when the method is stated by the police, but the involvement is not mentioned at all or stated as unknown.

Consistency Checks:



	IF	THEN
(BQ0P) 1.	METHOD OF DRUG DETERMINATION BY POLICE equals 8,	POLICE-REPORTED DRUG INVOLVEMENT must equal 0-1, 8-9.
(BR0P) 2.	METHOD OF DRUG DETERMINATION BY POLICE equals 1-7,	POLICE-REPORTED DRUG INVOLVEMENT must equal 0-1, 8.
(D090) 3.	VIOLATIONS CHARGED equals 11-19, and PERSON TYPE equals 01, 03,	POLICE-REPORTED ALCOHOL INVOLVEMENT should equal 1, or POLICE-REPORTED DRUG INVOLVEMENT should equal 1.
(P140) 4.	POLICE-REPORTED DRUG INVOLVEMENT equals 8-9,	METHOD OF DRUG DETERMINATION BY POLICE should equal 8.
(P150) 5.	POLICE-REPORTED DRUG INVOLVEMENT equals 1,	DRUG TEST RESULTS should not equal 000.
(P160) 6.	POLICE-REPORTED DRUG INVOLVEMENT equals 1, and METHOD OF DRUG DETERMINATION BY POLICE equals 2,	not all DRUG TEST RESULTS should equal 001.



IF

(P170) 7. **METHOD OF DRUG DETERMINATION BY POLICE** equals 1-7,

THEN

POLICE-REPORTED DRUG INVOLVEMENT should equal 0-1.



METHOD OF DRUG DETERMINATION BY POLICE

Format: 1 numeric

Element Values:

- Blank
- 1 Evidential Test (Blood, Urine)
- 2 Drug Recognition Technician (DRT) determination
- 3 Behavioral
- 7 Other
- 8 Not Reported

Consistency Checks:



	IF	THEN
(BQ0P)	1. METHOD OF DRUG DETERMINATION BY POLICE equals 8,	POLICE-REPORTED DRUG INVOLVEMENT must equal 0-1, 8-9.
(BR0P)	2. METHOD OF DRUG DETERMINATION BY POLICE equals 1-7,	POLICE-REPORTED DRUG INVOLVEMENT must equal 0-1, 8.
(P140)	3. POLICE-REPORTED DRUG INVOLVEMENT equals 8-9,	METHOD OF DRUG DETERMINATION BY POLICE should equal 8.
(P160)	4. POLICE-REPORTED DRUG INVOLVEMENT equals 1, and METHOD OF DRUG DETERMINATION BY POLICE equals 2,	not all DRUG TEST RESULTS should equal 001.
(P170)	5. METHOD OF DRUG DETERMINATION BY POLICE equals 1-7,	POLICE-REPORTED DRUG INVOLVEMENT should equal 0-1.

DRUG TEST

Format: 3 sets: 2 sets, 1 numeric; 1 set, 3 numeric

Element Values:

Blanks



Subfield 1 – Test Status

- 0 Test Not Given**
- 1 Test Refused**
- 2 Test Given**
- 9 Unknown if Tested/Not Reported**



Subfield 2 – Test Type

- 0 Test Not Given**
- 1 Blood**
- 2 Urine**
- 3 Both: Blood and Urine Tests**
- 7 Unknown Test Type**
- 8 Other Test Type**
- 9 Unknown if Tested/Not Reported**



Subfield 3 – Test Result

- 000 Test Not Given**
 - 001 No Drugs Reported/Negative**
 - 100-295 Narcotic***
 - 300-395 Depressant***
 - 400-495 Stimulant***
 - 500-595 Hallucinogen***
 - 600-695 Cannabinoid***
 - 700-795 Phencyclidine (PCP)***
 - 800-895 Anabolic Steroid***
 - 900-995 Inhalant***
 - 996 Other Drug**
 - 997 Test for Drug, Results Unknown**
 - 998 Tested for Drugs, Drugs Found, Type Unknown/Positive**
 - 999 Unknown If Tested/Not Reported**
- *See Specific Drug Listings**

Remarks:



Subfield 1 – Test Status indicates whether or not a test was performed on this person to detect the presence of drugs.

Test Not Given is used when the case materials indicate a drug test was not given. If Test Status is Test Not Given then Test Type and Test Results will also be Test Not Given.

Test Refused is used when the case materials indicate a drug test was refused. If Test Status is Test Refused then Test Type and Test Results will be Test Not Given.

Test Given is used when the case materials indicate a drug test was given.

Unknown if Tested/Not Reported is used when the case materials specifically indicated “Unknown if Tested”. Also use this if no block exists on the report and no other information is available. If Test Status is Unknown if Tested/Not Reported then Test Type and Test Results will also be Unknown if Tested/Not Reported.

Subfield 2 – Test Type identifies the type of test that was administered to this person as indicated in the case materials. You may record up to 3 separate drug test types and their corresponding result.

Blood is used when the case materials indicate this was the type of test used to detect the presence of drugs.

Urine is used when the case materials indicate this was the type of test used to detect the presence of drugs.

Both: Blood and Urine Tests is used when the case materials indicate this testing combination was used to detect the presence of drugs. Typically this would be found on a toxicology report.

Other Test Type is used when the case materials indicate a type of test used to detect the presence of drugs was recorded as “Other” or is indicated to be of a type other than the available attributes.

Unknown Test Type is used when the case materials indicate a test was given but do not specify the type of test.

Unknown if Tested/Not Reported is used when the case materials specifically indicated “Unknown if Tested”. Also use this if no block exists on the report and no other information is available.

Subfield 3 – Test Result records the specific drug or its category identified by a test performed on this person to detect the presence of drugs. This element excludes Nicotine, Aspirin, and Alcohol. In addition, exclude drugs explicitly indicated to have been administered after the crash.

FARS SPECIAL INSTRUCTIONS:

You may record up to 3 separate drug test results and their corresponding test type. Use the translation table to assign the three-digit code. If the drug is not on the list, use code “996” Other Drug, except for drug confirmed as “post crash” administered. Caffeine and mild analgesics are coded “996.” When four or more drugs are present, use the categories as a hierarchy (ex. narcotics (100-295) over depressants (300-395) over stimulants (400-495), etc.)

Test Not Given is used when the case materials indicate a drug test was not given. If Test Status is Test Not Given then Test Type and Test Results will also be Test Not Given.

Negative is used when the case materials indicate that a test for the presence of drugs was “negative” or that no drugs were found.

Tested for Drugs, Results Unknown refers to drug tests that were performed but the results are reported as unknown or are unobtainable. Tested for Drugs, Results Unknown can be used for any Test Type.

As a general coding guideline, do not prematurely use Test Result “Tested for Drugs, Results Unknown.” It is recommended that you leave the information blank until the test results are received from the state lab, coroner or police. You need to be reasonably certain that you will never receive the test results to use code “97” at the time of the initial coding and case entry. Examples of this situation would be if the test results are returned indicating a “Contaminated Sample” or “Insufficient Sample.”

Tested for Drugs, Drugs Found, Type Unknown/Positive can be used for any Test Type code where the result is indicated to be positive without an actual drug identified to record.

FARS SPECIAL INSTRUCTIONS:

This should only be used when a final test result is returned as “positive” with no actual result to record. This can occur when a screening test is used and it is the only test result available. Before recording this value make sure that this is the final test result and no actual value was available from a follow-up confirmatory test.

Unknown if Tested/Not Reported is used when the case materials specifically indicated "Unknown if Tested". Also use this if no block exists on the report and no other information is available. If Test Status is Unknown if Tested/Not Reported then Test Type and Test Results will also be Unknown if Tested/Not Reported.

Consistency Checks:



	IF	THEN
(BT1P) 1.	DRUG TEST STATUS equals 0, 1,	all DRUG TEST TYPE must equal 0, and all DRUG TEST RESULT must equal 000.
(BT2P) 2.	DRUG TEST STATUS equals 9,	all DRUG TEST TYPE must equal 9, and all DRUG TEST RESULT must equal 999.
(BT3P) 3.	DRUG TEST STATUS equals 2,	at least one DRUG TEST TYPE must equal 1-8, and one corresponding DRUG TEST RESULT must equal 001, 100-295, 300-395, 400-495, 500-595, 600-695, 700-795, 800-895, 900-995, 996-998.
(P073) 4.	PERSON TYPE equals 02, 04-08, 10 and INJURY SEVERITY does not equal 4,	DRUG TEST STATUS and any DRUG TEST TYPE should not equal 9, and any DRUG TEST RESULT should not equal 999.
(P150) 5.	POLICE-REPORTED DRUG INVOLVEMENT equals 1,	DRUG TEST RESULTS should not equal 000.
(P160) 6.	POLICE-REPORTED DRUG INVOLVEMENT equals 1, and METHOD OF DRUG DETERMINATION BY POLICE equals 2,	not all DRUG TEST RESULTS should equal 001.

EXAMPLES FOR INTERPRETING DRUG TESTS

IF YOU HAVE:

GUIDELINES:

	Status	Type	Result	Status	Type	Result	Status	Type	Result
<p>A. Both Blood and Urine tests and the results are the same for both. Example: Blood – Fentanyl Urine – Fentanyl</p>	2	3	151	0	0	000	0	0	000
<p>B. Both Blood and Urine tests and the results are different for both. Example: Blood – Hexobarbital Urine – Cocaine</p>	2	1	333	2	2	407	0	0	000
<p>C. Both Blood and Urine tests and the results are given but not linked to either tests. Example: Results – Codeine and Ibogaine</p>	2	7	128	2	7	509	0	0	000
<p>D. Blood or Urine tests and other test, such as vitreous. Example: Blood – Diazepam Vitreous – Cocaine</p>	2	1	321	2	8	407	0	0	000
<p>E. Urine test only and the results: Example: Urine – Benzodiazepines</p>	2	2	304	0	0	000	0	0	000
<p>F. Vitreous and other tests only. Example: Vitreous – Amphetamine and Verapamil</p>	2	8	401	2	8	996	0	0	000

EXAMPLES FOR INTERPRETING DRUG TESTS (Cont.)

<u>IF YOU HAVE:</u>	<u>GUIDELINES:</u>								
	Status	Type	Result	Status	Type	Result	Status	Type	Result
G. Not tested for drugs.	0	0	000	0	0	000	0	0	000
H. Unknown if tested for drugs.	Status	Type	Result	Status	Type	Result	Status	Type	Result
	9	9	999	0	0	000	0	0	000
I. Tested for Drugs, Results Unknown. Example: Blood test – Yes Results – Unavailable	Status	Type	Result	Status	Type	Result	Status	Type	Result
	2	1	997	0	0	000	0	0	000
J. Tested for Drugs, Drugs Found, Type of Drug Unknown. Example: Urine test – Yes Drugs found – Yes Drug listed – Blank	Status	Type	Result	Status	Type	Result	Status	Type	Result
	2	2	998	0	0	000	0	0	000

 Alphabetical Drug Index

Acetaminophen + Codeine	100	Betameprodine	120
Acetorphine	101	Betamethadol	121
Acetyl-alpha-methylfentanyl	102	Betaprodine	122
Acetyldihydrocodeine	103	Bezitramide	123
Acetylmethadol	104	Boldenone	800
Aerosols (hydrocarbon)	940	Bromo-dimethoxyamphetamine	524
Alfentanil	105	Bromo-dimethoxyphenethylamine	525
Allylprodine	106	Bromazepam	306
Alphacetylmethadol	220	Bufotenine	501
Alpha-Ethyltryptamine	523	Buprenorphine	124
Alpha-methylfentanyl	107	Butobarbital	307
Alpha-methylthiofentanyl	108	Butalbital	308
Alphameprodine	109	Butorphanol	218
Alphamethadol	110	Butly Nitrite	923
Alphaprodine	111		
Alprazolam	300	Camazepam	309
Aminorex	428	“Cannabinoid, Type Unknown”	695
Amobarbital	301	Carbamate	310
Amobarbital & non-controlled active ingred.	378	Carfentanil	125
Amphetamine	401	Carisoprodol	376
Amphetamine Sulfate	400	Cathine (Norpseudoephedrine)	404
Amphetamine Variants	500	Cathinone	429
Amyl Nitrite	921	Chloral betaine	311
Anabolic Steroid, Type Unknown	895	Chloralhydrate	312
Anesthetic Gases	920	Chlordiazepoxide	313
Anileridine	112	Chlorhexadol	314
APC + Codeine	113	Chloroform	926
Aprobarbital	379	Chlorotestosterone	801
Aspirin + Codeine	114	Chlorphentermine	405
		Chlostebol	802
		Clobazam	315
Barbitol	302	Clonazepam	316
Barbiturates	303	Clonitazene	126
Barbituric Acid Derivative	380	Clorzepate	382
Benzethidine	115	Clorzepate Dipotassium	317
Benzitramide	116	Clortermine	406
Benzodiazepines	304	Clostebol	827
Benzoylecgonine	402	Clotiazepam	318
Benzphetamine	403	Cloxacolam	319
Benzylfentanyl	305	Coca Leaves	430
Benzylmorphine	117	Cocaine	407
Beta-Hydroxy-3-methylfentanyl	221	Codeine	128
Beta-hydroxyfentanyl	118	Codeine & isoquinoline	222
Betacetylmethadol	119	Codeine methylbromide	127

Alphabetical Drug Index

Codeine-N-oxide	223	Ethinamate	324
Cyprenorphine	129	Ethyl loflazepate	325
		Ethyl-phenylcyclohexylamine	533
		Ethyl-pipirdylbenzilate	508
Dehydrochlormethyltestosterone	803	Ethylamine	700
Delorazepam	320	Ethylestrenol	806
Delta 9	600	Ethylmethylthiambutene	146
“Depressants, Type Unknown”	395	Ethylmorphine	147
Desomorphine	130	Etonitazene	148
Dexfenfluramine	383	Etorphine	149
Dextroamphetamine	408	Etoxerdine	150
Dextromoramide	131		
Dextropropoxyphene	224	Fencamfamin	411
Diacetylmorphine	132	Fenethylline	412
Diampromide	133	Fenfluramine	413
Diazepam	321	Fenproporex	414
Dichloralphenazone	431	Fentanyl	151
Diethylpropion	409	Fiorinal + Codeine	152
Diethylthiambutene	134	Fiorinol	326
Diethyltryptamine (DET)	503	Fludiazepam	327
Difenenoxin	225	Flunitrazepam	328
Difenoxin	135	Fluoxymesterone	807
Dihydrocodeine	136	Flurazepam	384
Dihydromorphine	137	Flurazepam Hydrochloride	329
Dihydrotestosterone	804	Formebolone (Formebolone)	808
Dihydroetorphine	226	Frying Pan Lubricants	944
Dimenoxadol	138	Furethidine	153
Dimepheptanol	139		
Dimethoxyamphetamine(DOM)	504	Gamma Hydroxybutyric (GHB)	377
Dimethylamphetamine	532	Glass Chillers	943
Dimethylthiambutene	140	Glutethimide	330
Dimethyltryptamine (DMT)	505		
Dioxaphetyl Butyrate	141	Hair spray	941
Diphenoxylate	142	Halazepam	331
Dipipanone	143	“Hallucinogens, Type Unknown”	595
Diprenorphine	227	Haloxazolam	332
Diprenorphine Hydrochloride	145	Hashish	602
DMA	506	Hashish Oil	601
Dronabinol	507	Heroin	154
Drostanolone	805	Hexobarbital	333
Drotebanol	144	Hydrocodone	155
		Hydromorphinol	156
Ecgonine	410	Hydromorphone	157
Estazolam	322	Hydroxypethidine	158
Ethchlorvynol	323	Hydroxzine	334
Ether	925	Ibogaine	509

 Alphabetical Drug Index

“Inhalants, Type Unknown”	995	Methcathinone	432
Insecticides	942	Methenolone	814
Isomethadone	159	Methohexital	346
		Methoxyamphetamine (PMA)	514
Ketamine	522	Methylaminorex	529
Ketazolam	335	Methyldesorphine	168
Ketobemidone	160	Methyldihydromorphine	169
		Methyl-dimethoxyamphetamine	530
Lacquer Thinners	904	Methylenedioxy-N-	
Levo-alphaacetylmethado	228	ethylamphetamine	531
Levomoramide	161	Methylenedioxyamphetamine	
Levophenacymorphan	162	(MDA)	515
Levomethorphan	163	Methylenedioxymetham-	
Levorphanol	229	phetamine (MDMA)	513
Levorphanol Tartrate	164	Methylfentanyl	170
Loprazolam	336	Methylone	435
Lorazepam	337	Methylphenidate	418
Lormetazepam	338	Methylphenylpropionoxypiperid	171
LSD	510	ine (MPPP)	
Lysergic Acid	511	Methyltestosterone	815
Lysergic Acid Amide	527	Methylthiofentanyl	230
Lysergic Acid Diethylamide	528	Methypylon	347
		Metopon	172
Marijuana/Marihuana	603	Mibolerone	816
Marinol	604	Midazolam	348
Mazindol	415	Modafinil	433
Mebutamate	339	Moramide	173
Mecloqualone	340	Morpheridine	174
Medazepam	341	Morphine	177
Mefenorex	416	Morphine methylbromide	176
Meperidine (Pethidine)	165	Morphine methylsulfonate	175
Mephobarbital(Methylpheno-		Morphine-N-oxide	231
barbital)	342	Myrophine	178
Meprobamate	343		
Mescaline	512	Nabilone	516
Mesterolone	809	Nethylamphetamine	419
Metazocine	166	Nalorphine	179
Methadone	167	Nandrolone	817
Methamphetamine	417	“Narcotics, Type Unknown”	295
Methandienone	810	Nicocodeine	180
Methandranone	811	Nicomorphine	181
Methandriol	812	Nimetazepam	349
Methandrosthenolone	813	Nitrazepam	350
Methaqualone	344	Nitrous Oxide	924
Metharbital	345	Noracymethadol	182
		Nordiazepam	351

Alphabetical Drug Index

Norethandrolone	818	Phenobarbital	358
Norlevorphanol	183	Phenomorphane	199
Normethadone	184	Phenoperidine	200
Normorphine	185	Phentermine	423
Norpipanone	186	Phenylacetone (P2P)	518
		Phenylacetyloxypiperidine (PEPAP)	201
Opium	187	Phenylcyclohexylamine	704
Opium extract	232	Pholcodine	202
Opium fluid extract	233	Piminodine	203
Opium Poppy	234	Pinazepam	359
Opium Tincture	235	Piperidinocyclohexane- carbonitrile (PCC)	705
“Other”	996	Pipradrol	424
Oxandrolone	819	Piritramide	204
Oxazepam	352	Plastic Cement (airplane glue)	901
Oxazolam	353	Poppy Straw	237
Oxmorphone	188	Poppy Straw Concentrate	238
Oxycodone	189	Prazepam	360
Oxymesterone	820	Proheptazine	205
Oxymetholone	821	Properidine	206
		Propiram	207
Paint and Paint Removers	902	Propoxyphene	208
Parafluorofentanyl	190	Propylhexedrine	425
Parahexyl (Synhexyl)	701	Psilocybin	519
Paraldehyde	354	Psilocyn	520
Paregoric	191	Pyrovalerone	426
Parepectolin	192	“Pyrrolidine (PCPy, PHP, TCPy)”	706
“PCP, Type Unknown”	795		
Pemoline	420	Quazepam	361
Pentazocine	193		
Pentobarbital	355	Racemethorphan	209
Pethidine (Meperidine)	194	Racemoramide	210
Petrichloral	356	Racemorphan	211
“Petroleum Products (gasoline, kerosene)”	903	Remifentanil	239
Peyote	517		
Phenadoxone	195	Secobarbital	362
Phenamipromide	196	Sibutramine	385
Phenanthrine	197	SPA	427
Phenazocine	198	Stanolone	822
Phencyclidine	702	Stanozolol	823
Phencyclidine Analogs	703	“Stimulants, Type Unknown”	495
Phenylethyl-phenyl- acetoxypiperidine	236	Sulfentanil	212
Phencyclohexylamine	357	Sulfondiethylmethane	363
Phendimetrazine	421	Sulfonethylmethane	364
Phenmetrazine	422	Sulfonmethane	365

Alphabetical Drug Index

Talbutal	366	Tiletamine	372
Temazepam	367	Tilidine	216
Tested; Drugs Found; type	998	Triazolam	373
Tested; Results unknown	997	Trenbolone	826
Testolactone	824	Trimeperidine	217
Testosterone	825	Trimethoxy amphetamine	521
Tetrahydrocannabinols	605	Tybamate	374
Tetrazepam	368	Unknown If Tested For Drugs	999
THC	606	Vinbarbital	434
Thebacon	213	Volatile Solvents (toluene)	900
Thebaine	214	Zaleplon	386
Thenylfentanyl	369	Zolazepam (Telazol)	375
Thiamylal	370	Zolpidem	387
Thienylcyclohexyl]piperidine	708		
Thiofentanyl	215		
Thiopental(Pentothal)	371		
Thiophen	707		

 Drugs By Category Type

100-295 NARCOTICS

100	Acetaminophen + Codeine	142	Diphenoxylate
101	Acetorphine	143	Dipipanone
102	Acetyl-alpha-methylfentanyl	144	Diprenorphine Hydrochloride
103	Acetyldihydrocodeine	145	Drotebanol
104	Acetylmethadol	146	Ethylmethylthiambutene
105	Alfentanil	147	Ethylmorphine
106	Allylprodine	148	Etonitazene
107	Alpha-methylfentanyl	149	Etorphine
108	Alpha-methylthiofentanyl	150	Etoxerdine
109	Alphameprodine	151	Fentanyl
110	Alphamethadol	152	Fiorinal + Codeine
111	Alphaprodine	153	Furethidine
112	Anileridine	154	Heroin
113	APC + Codeine	155	Hydrocodone
114	Asprin + Codeine	156	Hydromorfinol
115	Benzethidine	157	Hydromorphone
116	Benzitramide	158	Hydroxypethidine
117	Benzylmorphine	159	Isomethadone
118	Beta-hydroxyfentanyl	160	Ketobemidone
119	Betacetylmethadol	161	Levomoramide
120	Betameprodine	162	Levophenacymorphan
121	Betamethadol	163	Levormethorphan
122	Betaprodine	164	Levorphanol Tartrate
123	Bexitramide	165	Meperidine (Pethidine)
124	Buprenorphine	166	Metazocine
125	Carfentanil	167	Methadone
126	Clonitazene	168	Methyldesorphine
127	Codeine methylbromide	169	Methyldihydromorphone
128	Codeine	170	Methylfentanyl
129	Cyprenorphine	171	Methylphenylpropionoxypiperidine (MPPP)
130	Desomorphine	172	Metopon
131	Dextromoramide	173	Moramide
132	Diacetylmorphine	174	Morpheridine
133	Diampromide	175	Morphine methylsulfonate
134	Diethylthiambutene	176	Morphine methylbromide
135	Difenoxin	177	Morphine
136	Dihydrocodeine	178	Myrophine
137	Dihydromorphone	179	Nalorphine
138	Dimenoxadol	180	Nicocodeine
139	Dimepheptanol	181	Nicomorphine
140	Dimethylthiambutene	182	Noracymethadol
141	Dioxaphetyl Butyrate	183	Norlevorphanol
		184	Normethadone

Drugs By Category Type

428 Aminorex
 429 Cathinone
 430 Coca Leaves
 431 Dichloralphenazone
 432 Methcathinone
 433 Modafinil
 434 Vinabarbital
 435 Methylone
 495 "Stimulants, Type Unknown"

500-595 HALLUCINOGENS

500 Amphetamine Variants
 501 Bufotenine
 503 Diethyltryptamine (DET)
 504 Dimethoxyamphetamine (DOM)
 505 Dimethyltryptamine (DMT)
 506 DMA
 507 Dronabinol
 508 Ethyl-pipiridylbenzilate
 509 Ibogaine
 510 LSD
 511 Lysergic Acid
 512 Mescaline
 513 Methylenedioxyamphetamine (MDMA)
 514 Methoxyamphetamine (PMA)
 515 Methylenedioxyamphetamine (MDA)
 516 Nabilone
 517 Peyote
 518 Phenylacetone (P2P)
 519 Psilocybin
 520 Psilocyn
 521 Trimethoxy amphetamine
 522 Ketamine
 523 Alpha-Ethyltryptamine
 524 Bromo-dimethoxyamphetamine
 525 Bromo-dimethoxyphenethylamine
 527 Lysergic Acid Amide
 528 Lysergic Acid Diethylamide
 529 Methylaminorex
 530 Meth-dimethoxyamphetamine
 531 Methylenedioxy-N-ethylamphetamine
 532 Dimethylamphetamine

533 Ethyl-phenylcyclohexylamine
 595 "Hallucinogens, Type Unknown"
600-695 CANNABINOID

600 Delta 9
 601 Hashish Oil
 602 Hashish
 603 Marijuana
 604 Marinol
 605 Tetrahydrocannabinoid
 606 THC
 695 "Cannabinoid, Type Unknown"

700-795 PCP

700 Ethylamine
 701 Parahexyl (Synhexyl)
 702 Phencyclidine
 703 Phencyclidine Analogs
 704 Phenylcyclohexylamine
 705 Piperidinocyclohexane-carbonitrile (PCC)
 706 "Pyrrolidine (PCPy,PHP,TCPy) "
 707 Thiophene
 708 Thienylcyclohexyl/piperidine
 795 "PCP, Type Unknown"

800-895 ANABOLIC STEROIDS

800 Boldenone
 801 Chlorotestosterone
 802 Chlostebol
 803 Dehydrochlormethyltestosterone
 804 Dihydrotestosterone
 805 Drostanolone
 806 Ethylestrenol
 807 Fluoxymesterone
 808 Formebolone (Formebolone)
 809 Mesterolone
 810 Methandienone
 811 Methandranone
 812 Methandriol
 813 Methandrostenolone
 814 Methenolone

Drugs By Category Type

- 815 Methyltestosterone
- 816 Mibolerone
- 817 Nandrolone
- 818 Norethandrolone
- 819 Oxandrolone
- 820 Oxymesterone
- 821 Oxymetholone
- 822 Stanolone
- 823 Stanozolol
- 824 Testolactone
- 825 Testosterone
- 826 Trenbolone
- 827 Clostebol
- 895 "Anabolic Steroid, Type
Unknown"

900-995 INHALANT

- 900 Volatile Solvents (toluene)
- 901 Plastic Cement (airplane glue)
- 902 Paint and Paint Removers
- 903 "Petroleum Products (gasoline,
kerosene)"
- 904 Lacquer Thinners
- 920 Anesthetic Gases
- 921 Amyl Nitrite
- 923 Butly Nitrite
- 924 Nitrous Oxide
- 925 Ether
- 926 Chloroform
- 940 Aerosols (hydrocarbon gases)
- 941 Hair spray
- 942 Insecticides
- 943 Glass Chillers
- 944 Frying Pan Lubricants
- 995 "Inhalants, Type Unknown"

- 996 OTHER,

- 997 TESTED; RESULTS UNKNOWN

- 998 TESTED; DRUGS FOUND; TYPE
UNKNOWN

- 999 UNKNOWN IF TESTED FOR DRUG

INJURY SEVERITY

Format: 1 numeric

Element Values:



Blank

- 0 No Injury (O)
- 1 Possible Injury (C)
- 2 Non-incapacitating Evident Injury (B)
- 3 Incapacitating Injury (A)
- 4 Fatal Injury (K)
- 5 Injured, Severity Unknown
- 6 Died Prior to **Crash***
- 9 Unknown

Remarks:



Definition: ANSI D16.1; 2.3.1 and 2.3.2

Each case must have at least one Person Level form with Injury Severity attribute **Fatal injury**.

Possible Injury is any injury reported or claimed which is not a fatal injury, incapacitating injury or non-incapacitating evident injury. This includes: momentary unconsciousness, claim of injuries not evident, limping, complaint of pain, nausea and hysteria.

Non-incapacitating Evident Injury is any injury, other than a fatal injury or an incapacitating injury, which is evident to observers at the scene of the **crash** in which the injury occurred. This includes: lump on head, abrasions, bruises and minor lacerations. This does not include limping (the injury cannot be seen). (See **Possible Injury**).

Incapacitating Injury is any injury, other than a fatal injury, which prevents the injured person from walking, driving or normally continuing the activities the person was capable of performing before the injury occurred. This includes: severe lacerations, broken or distorted limbs, skull or chest injuries, abdominal injuries, unconsciousness at or when taken from the **crash** scene, and unable to leave the **crash** scene without assistance. This does not include momentary unconsciousness. (See **Possible Injury**).

Fatal Injury, must only be used if the death occurred within thirty consecutive 24-hour time periods from the time of the **crash**. Every effort should be made to determine that the Death Date was within thirty consecutive 24-hour time periods from the **Crash** Time.



Died Prior To Crash refers to non-motor vehicle fatalities that are involved in an **crash** resulting in a motor vehicle fatality; e.g., a heart attack victim, a homicide victim, a suicide or person involved in a legal intervention that is involved in an **crash** in which another person dies (innocent victim).

In suicide incidents, use the following criteria:

1. If the only fatality is the suicide victim and it can be ascertained that the **crash** was a suicide, do not code the case.
2. If other fatalities occur, code the case as appropriate. The suicide victim's Injury Severity should be coded **Died Prior to Crash** if the death occurred at the time of the **crash** (or prior) or **No Injury** if the death occurred after the **crash**.

*** This value is an unlikely occurrence and will raise an edit flag**

Consistency Checks:

	IF	THEN
	(1R0P) 1. SEATING POSITION equals 51, and BODY TYPE equals 50-52, 58-59,	INJURY SEVERITY must not equal 0, 9.
	(1R1P) 2. DIED AT SCENE/EN ROUTE equals 7, 8,	INJURY SEVERITY must equal 4.
	(1U1F-1U2F) 3. INJURY SEVERITY equals 4,	DEATH DATE must not equal 88888888 , and DEATH TIME must not equal 8888 .
	(2U1F-2U2F) 4. INJURY SEVERITY is not equal to 4,	DEATH DATE and DEATH TIME must equal 88888888 and 8888 , respectively.
	(2U3F) 5. INJURY SEVERITY equals 3,	TRANSPORTED FOR TREATMENT BY should not equal 0.
	(3P0F) 6. PERSON TYPE equals 03-08, 10, 19,	INJURY SEVERITY should not equal 6.

	IF	THEN
(7E0P)	7. INJURY SEVERITY equals 4,	DEATH CERTIFICATE NUMBER must NOT equal 0000-00-000000.
(7E1P)	8. INJURY SEVERITY equals 4,	RACE must not equal 00.
(7E2P)	9. INJURY SEVERITY equals 4,	HISPANIC ORIGIN must not equal 00.
(7E3P)	10. INJURY SEVERITY does not equal 4,	RACE AND HISPANIC ORIGIN must equal 00.
(7F0P)	11. DEATH CERTIFICATE NUMBER is not blank or 0000-00-000000,	INJURY SEVERITY must equal 4.
(7F1P)	12. RACE equals 00,	INJURY SEVERITY must not equal 4.
(7F2P)	13. HISPANIC ORIGIN equals 00,	INJURY SEVERITY must not equal 4.
(7F3P)	14. RACE is not equal to 00, and HISPANIC ORIGIN is not equal to 00,	INJURY SEVERITY must equal 4.
(7R0P)	15. FATAL INJURY AT WORK equals 0-1, 9,	INJURY SEVERITY must equal 4.
(7W0P)	16. FATAL INJURY AT WORK equals 8,	INJURY SEVERITY must not equal 4.
(P071)	17. PERSON TYPE equals 02, 04-08, 10 , and INJURY SEVERITY does not equal 4,	ALCOHOL TEST STATUS should not equal 9 , ALCOHOL TEST TYPE should not equal 99, and ALCOHOL TEST RESULT should not equal 99.
(P072)	18. PERSON TYPE equals 02-03, and INJURY SEVERITY equals 0, and ALCOHOL TEST RESULT equals 96,	POLICE-REPORTED ALCOHOL INVOLVEMENT should equal 0, 8.





	IF	THEN
(P073)	19. PERSON TYPE equals 02, 04-08, 10 and INJURY SEVERITY does not equal 4,	DRUG TEST STATUS and any DRUG TEST TYPE should not equal 9, and any DRUG TEST RESULT should not equal 999.
(P090)	20. TRANSPORTED FOR TREATMENT BY equals 1-4,	INJURY SEVERITY should not be blank, 0, 9.
(P092)	21. TRANSPORTED FOR TREATMENT BY equals 0,	INJURY SEVERITY should not equal 3.
(P120)	22. CRASH AVOIDANCE MANEUVER equals 2,	INJURY SEVERITY for driver of this vehicle should not equal 4.
(P130)	23. BODY TYPE equals 60-67, 71-72, 78-79, and PERSON TYPE equals 01, 03, and INJURY SEVERITY equals 4,	FATAL INJURY AT WORK should equal 1.
(P300)	24. POLICE-REPORTED ALCOHOL INVOLVEMENT equals 1, and INJURY SEVERITY equals 4,	ALCOHOL TEST STATUS should not equal 0-1.
(P53P)	25. INJURY SEVERITY equals 0-3, 5-6,	DIED AT SCENE/EN ROUTE must equal 0.



Special Processing Rules:

	IF	THEN
(4U0F)	1. Each original submission must have at least one Person Level form with INJURY SEVERITY coded 4.	
(570F)	2. FIRST HARMFUL EVENT equals 05-06, 47,	at least one PERSON TYPE equal to 01-03, 09, must have INJURY SEVERITY equal to 1-5, or blank.

	IF	THEN
(7Z0F) 3.	SEQUENCE OF EVENTS equals 05-06, 47,	at least one occupant of this vehicle (PERSON TYPE 01-03, 09) must have INJURY SEVERITY equal to 1-5, or blank.
(U160) 4.	UNLIKELY: INJURY SEVERITY is equal to 6.	

TRANSPORTED FOR TREATMENT BY

Format: 1 numeric

Element Values:

Blank	
0	Not Transported
1	Yes, EMS
2	Yes, Law Enforcement
3	Yes, Other
4	Yes, Transported by Unknown Source
9	Unknown

Remarks:

Prior to 2007, this element was called "Taken to Hospital or Treatment Facility" and only recorded whether or not the person was transported for treatment.

Beginning in 2007, this element's name was changed to "Transported for Treatment By" and indicates if the person was transported for treatment, and if transported, the source of transport.

Treatment Facility refers to an injury treatment facility. A morgue is not an injury treatment facility.

Not Transported is used for victims who are dead on the scene and for those who are not taken (or do not go) to a treatment facility or hospital for treatment. For example, an uninjured occupant rides along with an injured person to a treatment facility.

Yes, EMS includes by private and county/city-owned ambulance or rescue squad vehicles.

Yes, Law Enforcement includes by state, county or local law enforcement agency vehicles.

Yes, Other includes by private citizens or individuals who drive themselves to the hospital or treatment facility. May be indicated on your crash report as "POV" (Privately/Personally Owned Vehicle).

Yes, Transported by Unknown Source is used if you know the person was transported to a treatment facility, but you do not know the source (i.e., codes 1-3)



Use codes 1-4 if the person did not go to a treatment facility directly from the scene, but was transported at a later time for injuries sustained in this **crash**.

Use appropriate code 1-4, even if the person dies en route to the treatment facility.

Unknown is used when it is unknown whether or not this victim was taken (or went) to a hospital/treatment facility for treatment.

Consistency Checks:

	IF	THEN
(2U3F)	1. INJURY SEVERITY equals 3,	TRANSPORTED FOR TREATMENT BY should not equal 0.
(P090)	2. TRANSPORTED FOR TREATMENT BY equals 1-4,	INJURY SEVERITY should not be blank, 0, 9.
(P091)	3. TRANSPORTED FOR TREATMENT BY equals 1,	EMS TIME AT HOSPITAL should not equal 8888 , 9997, 9998.
(P092)	4. TRANSPORTED FOR TREATMENT BY equals 0,	INJURY SEVERITY should not equal 3.
(P50P)	5. DIED AT SCENE/EN ROUTE equals 7,	TRANSPORTED FOR TREATMENT BY must equal 0.
(P51P)	6. DIED AT SCENE/EN ROUTE equals 8,	TRANSPORTED FOR TREATMENT BY must equal 1-4.
(P520)	7. CRASH DATE and DEATH DATE are the same, and CRASH TIME and DEATH TIME are the same,	TRANSPORTED FOR TREATMENT BY should equal 0, and DIED AT SCENE/EN ROUTE should equal 7.
(P52P)	8. DIED AT SCENE/EN ROUTE equals 9,	TRANSPORTED FOR TREATMENT BY must equal 9.

	IF	THEN
(P55P) 9.	TRANSPORTED FOR TREATMENT BY equals 9,	DIED AT SCENE/EN ROUTE must equal 0, 9.

Special Processing Rules:



	IF	THEN
(A551) 1.	EMS TIME AT HOSPITAL equals 8888 , 9997, 9998,	TRANSPORTED FOR TREATMENT BY should not equal 1 for any PERSON.

DIED AT SCENE / EN ROUTE

Format: 1 numeric

Element Values:

- Blank
- 0 Not Applicable
- 7 Died at Scene
- 8 Died En Route
- 9 Unknown

Remarks:


Not Applicable is used for non-fatalities and victims dying at locations other than the scene or en route (e.g., hospital, at home, etc.).

Died at Scene is used for victims who are dead on the scene of the *crash*.

Died En Route is used for victims who die en route to a hospital or treatment facility by EMS or other transport.

Unknown is used when you know the victim is a fatality, but you don't know if they died at the scene, en route, or at another location (i.e., home).

Consistency Checks:

	IF	THEN
(1R1P) 1.	DIED AT SCENE/EN ROUTE equals 7-8,	INJURY SEVERITY must equal 4.
(P50P) 2.	DIED AT SCENE/EN ROUTE equals 7,	TRANSPORTED FOR TREATMENT BY must equal 0.
(P51P) 3.	DIED AT SCENE/EN ROUTE equals 8,	TRANSPORTED FOR TREATMENT BY must equal 1-4.
 (P520) 4.	CRASH DATE and DEATH DATE are the same, and CRASH TIME and DEATH TIME are the same,	TRANSPORTED FOR TREATMENT BY should equal 0, and DIED AT SCENE/ EN ROUTE should equal 7.



	IF	THEN
(P52P) 5.	DIED AT SCENE/EN ROUTE equals 9,	TRANSPORTED FOR TREATMENT BY must equal 9.
(P53P) 6.	INJURY SEVERITY equals 0-3, 5-6,	DIED AT SCENE/EN ROUTE must equal 0.
(P54P) 7.	DIED AT SCENE/EN ROUTE equals 8,	EMS TIME AT HOSPITAL should not equal 8888 , 9997, 9998.
(P55P) 8.	TRANSPORTED FOR TREATMENT BY equals 9,	DIED AT SCENE/EN ROUTE must equal 0, 9.

Special Processing Rules:



	IF	THEN
(P510) 1.	EMS TIME AT HOSPITAL equals 8888 , 9997, 9998,	DIED AT SCENE/EN ROUTE should not equal 8 for any PERSON.

DEATH DATE

Format: 2 sets of 2 numeric, 1 set of 4 numeric

Element Values:

MONTH:



Blanks
88 *Not Applicable (Non-fatal)*
 01-12
 99 Unknown

DAY:



Blanks
88 *Not Applicable (Non-fatal)*
 01-31
 99 Unknown

YEAR:



Blanks
8888 *Not Applicable (Non-fatal)*
 Actual Year of Death
 9999 Unknown

Remarks:



The death must occur within thirty 24-hour time periods from time of the **crash** in order to be an applicable FARS death.




This element, although it contains three (3) pieces of information should be treated as one element. Therefore, never leave any one portion blank when another is not.

Normally, the medical examiner or coroner is source of data for death date. If there are not data inconsistencies or errors, use the official death time as recorded on the Death Certificate. Do not change the official death date without good cause.

Consistency Checks:



	IF	THEN
(1U1F) 1.	INJURY SEVERITY equals 4,	DEATH DATE must not equal 88888888 .
(1V0P) 2.	DEATH MONTH or DAY equals 88 , or DEATH YEAR equals 8888 ,	all must equal 8's .
(2U1F) 3.	INJURY SEVERITY is not equal to 4,	DEATH DATE must equal 88888888 .
(2V0P) 4.	DEATH DAY is 01-31 , and DEATH MONTH is 01-12 ,	DEATH DAY must be a valid day for DEATH MONTH.
(3U0P) 5.	DEATH DATE equals CRASH DATE and CRASH TIME is not equal to 9999 ,	DEATH TIME must not be less than CRASH TIME .
(4V1F) 6.	DEATH MONTH is not equal to 88, 99 and not blanks, and DEATH DAY is not equal to 88, 99 and not blanks, and DEATH YEAR is not equal to 8888, 9999 and not blanks ,	DEATH DAY must be within 30 calendar days of the CRASH DATE .
(4V2F) 7.	CRASH MONTH equals 12, and DEATH MONTH equals 01,	DEATH YEAR must equal CRASH YEAR plus 1.
(4V3F) 8.	CRASH MONTH equals 12,	DEATH MONTH must equal 01, 12, 88 , 99, or blanks.
(4V4F) 9.	CRASH MONTH equals 02-11, and DEATH MONTH is not equal to 88, 99 or blanks,	DEATH MONTH must equal CRASH MONTH or CRASH MONTH plus 1.
(4V5F) 10.	CRASH MONTH equals 01, and DEATH MONTH is not equal to 88, 99 or blanks,	DEATH MONTH must equal CRASH MONTH or CRASH MONTH plus 1 or CRASH MONTH plus 2.

	IF	THEN
	(4V6P) 11. DEATH MONTH is not equal to blanks,	DEATH DAY and DEATH YEAR must not equal blanks.
	(4V7P) 12. DEATH DAY is not equal to blanks,	DEATH MONTH and DEATH YEAR must not equal blanks.
	(4V8P) 13. DEATH YEAR is not equal to blanks,	DEATH DAY and DEATH MONTH must not equal blanks.
	(6V0P) 14. DEATH DATE must not be less than CRASH DATE.	
	(7V0F) 15. DEATH YEAR equals 9999,	CRASH MONTH must not be 01-11.
	(8V0P) 16. DEATH YEAR equals 9999,	DEATH MONTH and DEATH DAY must equal 99.
	(9V0P) 17. DEATH MONTH equals 99,	DEATH DAY must equal 99.
	(P520) 18. CRASH DATE AND DEATH DATE are the same, and CRASH TIME AND DEATH TIME are the same,	TRANSPORTED FOR TREATMENT BY should equal 0, and DIED AT SCENE/ EN ROUTE should equal 7.

DEATH TIME

Format: 4 numeric

Element Values:



Blanks	
8888	Not Applicable (Non-fatal)
0000-2359	Valid Military Time
0099-2399	Known Hour but Unknown Minutes
9999	Unknown

Remarks:

If minutes are unknown, code the actual hour and "99" for the minutes. One minute after midnight is coded "0001."

Normally, the medical examiner or coroner is source of data for death time. If there are no data inconsistencies or errors, use the official death time as recorded on the Death Certificate. Do not change the official death time without good cause.



If it is known that the person died at the scene and the official death time or "**pronounced death time**" (on the Death Certificate) is known to be in error, **CRASH TIME** is the appropriate **DEATH TIME** to be used.

How to Code Midnight:



In general, code midnight as "0000." However, there may be confusion over which day midnight falls into. **Crash Time is recorded between 00:00-23:59. Midnight is coded as 00:00 to represent the beginning of a new day.** This may not be the practice followed in your sources. Therefore, you have to determine which part of the day is being considered in your sources.

End of Day



If your data sources give you a **Crash** Date and are consistent in talking about the end of that day, when they give the time of the **crash** as "midnight," "12:00-midnight," "24:00" or "00:00," then you should code **Crash** Time as "**2359**."



Beginning of Day



If your sources give a **Crash** Date and are consistent in referring to the beginning or early moments of that day when they give a **crash** time, code midnight as "**0000**."

Consistency Checks:



	IF	THEN
(1U2F) 1.	INJURY SEVERITY equals 4,	DEATH TIME must not equal 8888 .
(2U2F) 2.	INJURY SEVERITY is not equal to 4,	DEATH DATE must equal 8888 .
(3U0P) 3.	DEATH DATE equals CRASH DATE and CRASH TIME is not equal to 9999 ,	DEATH TIME must not be less than CRASH TIME.
(P520) 4.	CRASH DATE AND DEATH DATE are the same, and CRASH TIME AND DEATH TIME are the same,	TRANSPORTED FOR TREATMENT BY should equal 0, and DIED AT SCENE/EN ROUTE should equal 7.

RELATED FACTORS – PERSON LEVEL

Format: 2 numeric occurring 3 times

Element Values:

	Related Factors	Examples/Notes
	Blanks	
00	Not Applicable – Driver/None – All Other Persons	
	NOTE: Factors “01-04” mainly describe pedestrians, bicyclists, cyclists and occupants of non-motor transport devices.	
01	Not Visible	Hidden by curve of road, vegetation, darkness, glare. Dressed in dark clothing.
02	Darting, Running or Stumbling Into Roadway	Condition denotes “entering from off roadway.” Walking included. Bicyclist can be used.
03	Improper Crossing of Roadway or Intersection	The intention is to cross roadway and crossing improperly. Includes Jaywalking.
04	Walking/Riding With or Against Traffic, Playing, Working, Sitting, Lying, Standing, etc., in Roadway	Condition denotes “in the roadway.” Should not include “riding a bike in roadway,” due to consistency checks. Does not include construction or maintenance personnel.
05	Interfering With Driver	Obstructing driver’s view. Striking driver with body or object. Rambunctious individuals who make driver inattentive, even without touching driver or controls. Motorcycle passenger (or other cyclist) shifting weight or affecting driver control.
15	Under the Influence of Alcohol, Drugs or Medication	Indication of alcohol, drugs or medication for a non-motorist; for example, intoxicated pedestrians lying in roadway. Intoxicated passenger in a motor vehicle.

Related Factors		Examples/Notes
06	Ill, Passed Out/Blackout	Diabetic reactions, seizure, heart attack, high/low blood pressure, fainting.
07	Emotional (e.g., Depression, Angry, Disturbed)	Fighting, disagreements, depressed, and emotionally upset.
08	Mentally Challenged	Mental illness/retardation may be included.
09	Construction/Maintenance/Utility Worker	Highway department, contractor, utility company personnel, etc. Occupant of a working motor vehicle.
10	Inattentive	Reading, talking, eating.
11	Walking With Cane or Crutches	Can only be used to describe pedestrian or occupant of non-motor vehicle transport device.
12	Restricted to Wheelchair	This is primarily non-motorized wheelchair occupants outside of vehicle. Can only be used to describe occupant of non-motorized vehicle transport device.
13	Motorized Wheelchair Rider	Pedestrian riding in a motorized wheelchair.
14	Impaired Due to Previous Injury	Includes only person injured from previous crash at this scene. See Other Physical Impairment on Related Factors-Driver Level and Other Physical Impairment on Related Factors-Person Level. Recent Previous Crash Scene Nearby on Related Factors- Crash Level should be used with this code.
16	Blind	Legally blind.
17	Other Physical Impairment	Individuals missing a limb, an eye, or with hearing impairment/deaf. Also includes individuals with injuries resulting from previous incident, not a previous crash (at this scene) which is then coded Impaired Due to Previous Injury . Paraplegic

Related Factors		Examples/Notes
18	Mother of Dead Fetus	Fetus dies in or as a result of this <i>crash</i> .
19	Pedestrian Jogging	This pedestrian is jogging.
NOTE: Factors “21-59” describes mainly bicyclists, other cyclists or persons in Motor Vehicles Not In-Transport. It may also apply to pedestrians in some circumstances.		
21	Overloading or Improper Loading of Vehicle With Passengers or Cargo	Overloading bicycle, passenger or handlebars.
23	Failure to Dim Lights or Have Lights on When Required	Vehicles being used as equipment or bicyclist fails to have lights on when required.
24	Operating Without Required Equipment	Bicyclists operating without required equipment; helmets reflectors, lights or equipment is defective.
26	Following Improperly	Bicyclist following too closely or attempting to grab on to vehicle. Also applies to skateboard riders, roller bladders, etc.
27	Improper or Erratic Lane Changing	Bicyclists, roller bladder, skateboard riders, etc., weaving in and out of traffic.
28	Failure to Keep in Proper Lane	Bicyclist fails to keep in bicycle lane. Persons not in motor vehicles in-transport and working motor vehicles fail to stay in proper lane. Going straight in a turn lane.
29	Illegal Driving on Road Shoulder, in Ditch, on Sidewalk or on Median	Persons not in motor vehicles in-transport driving off pavement or roadway, physically driving on shoulder, etc.

Related Factors		Examples/Notes
30	Making Improper Entry to or Exit from Trafficway	Persons not in motor vehicles in-transport entering highway from adjacent pasture, field. Persons not in motor vehicles in-transport entering highway on exit ramp, or exiting on entrance ramp, going the wrong way. NOTE: not to be confused with Driving on Wrong Side of Road.
32	Opening Vehicle Closure into Moving Traffic or While Vehicle is in Motion	Opening trunk while vehicle is moving. Opening door into moving traffic.
33	Passing Where Prohibited by Posted Signs, Pavement Markings, Hill or Curve, or School Bus Displaying Warning Not to Pass Line	Passing stopped school bus. Crossing over solid line to pass. Passing uphill; mainly violations as designated by traffic controls.
34	Passing on Wrong Side	
35	Passing With Insufficient Distance or Inadequate Visibility or Failing to Yield to Overtaking Vehicle	Mainly passing violations based on faulty judgment.
36	Operating the Vehicle in an Erratic, Reckless, Careless or Negligent Manner. Operating at Erratic or Suddenly Changing Speeds.	Must be explicitly stated on police record. Acceleration followed by sudden braking.
37	*Traveling on Prohibited Trafficways	Persons not in motor vehicles in-transport on areas prohibited by law, such as interstates. Persons not in motor vehicles in-transport on prohibited trafficways, i.e., bicyclist on interstate.
38	*Failure to Yield Right-of-Way	Primarily intersection-related. Care should be used to distinguish yield violations from lane violations.

Related Factors		Examples/Notes
39	*Failure to Obey Actual Traffic Sign, Traffic Control Devices or Traffic Officers; Failure to Obey Safety Zone Traffic Laws	<p>Often times incorrectly coded in conjunction with Failure to Yield. Care must be used to distinguish from Failure to Yield.</p> <p>When persons not in motor vehicles in-transport do not stop when required by traffic control.</p> <p>When persons not in motor vehicles in-transport stop, but fail to yield, code as Failure to Yield (4-way stops).</p> <p>Violating yield sign, code as Failure to Yield and Failure to Obey Actual Traffic Sign.</p> <p>Persons not in motor vehicles in-transport passing around railroad gates.</p>
40	Passing Through or Around Barrier	Denotes "demarcated" area.
41	<p>*Failure to Observe Warnings or Instructions on Vehicles Displaying Them</p> <p>*NOTE: Also applies to pedestrians</p>	<p>Failure to follow construction instructions (i.e., arrows directing traffic mounted on vehicle), instructions on emergency vehicles (ambulances, fire trucks, police cars).</p> <p>Failure to observe right –turn warning on trucks, buses.</p> <p>Failure to heed hazard lights on disabled vehicle, school bus arm.</p>
42	Failure to Signal Intentions	Failure to signal by either lamp turn signal or hand.
44	Driving Too Fast for Conditions or in Excess of Posted Maximum	<p>Conditions denote: weather, sharp curves, bridges, tunnels, school zone, traffic, person or road.</p> <p>Speed greater than reasonable or prudent.</p>
45	Driving Less Than Posted Minimum	Driving too slowly, so as to impede traffic.
47	Making Right Turn From Left-Turn Lane, Left Turn From Right-Turn Lane	To distinguish from Improper Lane Change ; police officer must have knowledge of driver's intention.

Related Factors		Examples/Notes
48	Making Other Improper Turn	To distinguish from Failure to Obey Traffic Controls, Making Other Improper Turn implies judgment-oriented actions, not those explicitly stated by the law. (Too wide at right or left turn, unsafe U-turns.)
49	Driving Wrong Way on One-Way Trafficway	To distinguish from Driving on Wrong Side of Road . On a divided highway, although each side is “one-way,” driving against traffic should be coded as Driving on Wrong Side of Road not Driving Wrong Way on One-Way Trafficway .
50	Driving on Wrong Side of Road (Intentional or Unintentional)	To distinguish from Failure to Keep in Proper Lane ; when a vehicle loses control, crosses a divided highway, it is coded as Failure to Keep in Proper Lane not Driving on Wrong Side of Road . Bicycle driving against traffic.
51	Operator Inexperience	Persons not in motor vehicles in-transport unfamiliar with transport device.
52	Unfamiliar with Roadway	Persons not in motor vehicles in-transport unfamiliar with roadway, based on the judgment of the police officer.
53	Stopped in Roadway (Vehicle Not Abandoned)	This attribute signifies both in the process of stopping and “stopped” vehicles. Usually implies unusual condition. Excludes stopping in traffic or stopping for traffic control.
55	Getting Off/Out of or On/In to a Transport Vehicle	Only describes passenger of a transport vehicle, occupant of a non-motor vehicle transport device, pedestrian, and persons on personal conveyances.

Related Factors		Examples/Notes
56	Non-Driver Flees Scene	Flags the non-driver who left the scene of a Hit-and-Run crash . Examples: passenger of motor vehicle in-transport fled scene on foot. Occupant of an involved parked vehicle leaves by driving their vehicle from the scene. A bicyclist clipped by a vehicle that runs off the road and overturns, leaves the scene on their bike. An involved motor vehicle in-transport is driven away by a passenger in that vehicle.
57	Improper Tire Pressure	Signifies that improper tire pressure is not a defect, but rather the irresponsibility of the persons not in motor vehicles in-transport.
58	Locked Wheel	Occurs when braking too suddenly as noted by police officer. Can't be inferred just from skid marks.
59	Overcorrecting	Based on the judgment of the police officer, with knowledge of the intention of the person not in a motor vehicle in-transport. Over steering.
<u>Vision Obscured by:</u>		
NOTE: Factors "60-83" describe mainly bicyclists, other cyclists or persons in Motor Vehicles Not In-Transport.		
60	Rain, Snow, Fog, Smoke, Sand, Dust	
61	Reflected Glare, Bright Sunlight, Headlights	
62	Curve, Hill, or Other Design Features (including traffic signs, embankment)	
63	Building, Billboard, Other Structures	

Related Factors		Examples/Notes
64	Trees, Crops, Vegetation	
65	Motor Vehicle (including load)	Vision Obscured by: Car stopped on roadway. Tractor-trailer moving on road. School bus stopped, loading or unloading children.
66	Parked Vehicle	Vision obscured by: Vehicle stopped on shoulder, in parking lane.
67	Splash or Spray of Passing Vehicle	
68	Inadequate Lighting System	
69	Obstructing Angles on Vehicle	Vision Obscured by: Obstructing angles on this person's vehicle. Not to be confused with visual obstructions from other vehicles. (See Motor Vehicle (including load) and Parked Vehicle.)
70	Mirrors	Vision Obscured by: Rear view Side mirrors Others
72	Other Visual Obstruction	Trailer (only) left parked.
Skidding Swerving, Sliding Due To:		
73	Severe Crosswind	
74	Wind From Passing Truck	
75	Slippery or Loose Surface	Refers to actual condition of roadway surface, i.e., loose gravel roadway. Slippery or old worn blacktop. Newly paved surface.
76	Tire Blowout or Flat	

Related Factors		Examples/Notes
77	Debris or Objects in Road	Nails, glass, trash cans, tire retread, trash, dead animals, pile of sand, etc.
78	Ruts, Holes, Bumps in Road	
79	Live Animals in Road	
80	Vehicle in Road	Includes both contact and non-contact vehicles that remain at the scene.
81	Phantom Vehicle	Non-contact vehicle that leaves the scene as described by the police officer.
82	Pedestrian, Pedal Cyclists, or Persons on Personal Conveyances.	
83	Ice, Snow, Slush, Water, Sand, Dirt, Oil, Wet Leaves on Road	This is for the substances on roadway that causes roadway to be slick, which may interfere with traction. These are not part of the roadway design (see Slippery or Loose Surface).
<u>Other Non-Motorist Factors</u>		
86	Emergency Services Personnel	Includes fire, EMS, wrecker service personnel.
87	Police or Law Enforcement Officer	Federal, State or local law enforcement officer working at the time of the crash . Includes: Military and Park Police, Border Patrol and all other sworn law enforcement officers.
88	Seat Back Not in Normal Upright Position, Seat Back Reclined	
90	Non-Motorist Pushing a Vehicle	Not part of "Avoiding, Swerving or Sliding" section.
91	Portable Electronic Devices	Cell phone, MP3 Player, PDA, etc.
99	Unknown	

Remarks:

For forms with Person Type **Driver**, zero-fill all three fields. The related factors for drivers are captured in the Related Factors-Driver Level.

“Operator” and “Vehicle” in factors “21-59” refer to both motorized and non-motorized vehicles.

Code information provided in the narrative by the investigating officer.

Use of None

Use when no factors are noted; zero-fill all fields. **None** implies that the investigating officer indicated “no factors.” Also, use **None** to complete remaining fields when you will be recording less than three related factors. DO NOT leave any remaining fields blank.

Use of Unknown

Use when the circumstances surrounding the **crash** are unknown and reported as “unknown” by the investigating officer. In these circumstances, nine-fill all fields. If **Unknown** is used for any field, ALL fields must be **Unknown**. DO NOT leave any remaining fields blank.



The following lists those related factors that may be used for each person type:

Person Type	Valid Related Factors
01	00
02	05-09, 12, 14-18, 32, 55-56, 86-88, 99
03	06-09, 14-18, 23-24, 32, 37, 39, 52, 55-56, 86-88, 91, 99
04	01-04, 06-10, 12, 14-18, 21, 23-24, 26-30, 32-42, 44-45, 47-53, 56-70, 72-83, 86-87, 91, 99
05	01-11, 14-19, 37-39, 41, 55-56, 60-67, 72, 86-87, 90-91, 99
06	01-08, 10, 14-18, 21, 23-24, 26-30, 33-42, 44-45, 47-52, 55-67, 72-83, 87, 91, 99
07	01-08, 10, 14-18, 21, 23-24, 26-30, 33-42, 44-45, 47-52, 55-68, 72-83, 87, 91, 99
08	01-04, 06-10, 12-18, 21, 26-30, 34-41, 47-53, 56-70, 72-83, 87, 90-91, 99
09	05-10, 12, 14-18, 32, 55, 57-59, 86-88, 99
10	11-13, 15-18, 86-87, 99
19	01-10, 12, 14-18, 21, 23-24, 26-30, 32-42, 44-45, 47-52, 55-68, 72-83, 86-87, 90-91, 99

Consistency Checks:

	IF	THEN
(1M1F) 1.	RELATED FACTORS- PERSON LEVEL equals 13,	PERSON TYPE should equal 08.
(1M2F) 2.	RELATED FACTORS- PERSON LEVEL equals 11,	PERSON TYPE must equal 05, 10.
(1M3F) 3.	RELATED FACTORS- PERSON LEVEL equals 19,	PERSON TYPE must equal 05.
(1N0F) 4.	PERSON TYPE equals 06,	RELATED FACTORS- PERSON LEVEL must not equal 09, 11-13, 19, 32, 53, 68-70, 86,88, 90.
(1N1F) 5.	PERSON TYPE equals 10,	RELATED FACTORS- PERSON LEVEL must not equal 01-10, 14, 19-83, 88-91.
(1W0P) 6.	any RELATED FACTORS- PERSON LEVEL equals 99,	all factors must equal 99.
(2W0P) 7.	any RELATED FACTORS- PERSON LEVEL equals blanks,	all factors must equal blanks.
(3W0P) 8.	any RELATED FACTORS- PERSON LEVEL equals 00,	all subsequent factors must equal 00.
(4W0P) 9.	A RELATED FACTORS-PERSON LEVEL between 01 and 90 can be used only once per person form.	
(5M0F) 10.	PERSON TYPE equals 01,	all RELATED FACTORS- PERSON LEVEL must equal 00.



	IF	THEN
(5N0F)	11. PERSON TYPE equals 02,	RELATED FACTORS- PERSON LEVEL must not equal 01-04, 10-11, 13, 19, 21, 23-24, 26-30, 33-53, 57-70, 72-83, 90-91.
(5W0P)	12. RELATED FACTORS- PERSON LEVEL equals 18,	SEX must equal 2, and AGE must be greater than 012 .
(7M0F)	13. PERSON TYPE equals 03, and UNIT TYPE does not equal 4,	RELATED FACTORS- PERSON LEVEL must not equal 01-05, 10-13 19, 26-30, 33-36, 38, 40-42, 44-45, 47-51, 53, 57-70, 72-83, 90.
(8M0F)	14. PERSON TYPE equals 04,	RELATED FACTORS- PERSON LEVEL must not equal 05, 11, 13, 19, 55, 88, 90.
(8Q0F)	15. PERSON TYPE equals 08,	RELATED FACTORS- PERSON LEVEL must not equal 05, 11, 19, 23, 32, 88.
(9M0F)	16. PERSON TYPE equals 05,	RELATED FACTORS- PERSON LEVEL must not equal 12-13, 21, 23-24, 26-30, 32-36, 40, 42, 44-53, 57-59, 68-70, 73-83, 88.
(CK0P)	17. PERSON TYPE equals 07,	RELATED FACTORS- PERSON LEVEL must not equal 09, 11-13, 19, 32, 53, 69-70, 88, 90.
(CL0P)	18. PERSON TYPE equals 09,	RELATED FACTORS- PERSON LEVEL must not equal 01-04, 11, 13, 19, 21, 23-24, 26-30, 33-42, 44-45, 47-53, 56, 60-70, 72-83, 90-91.

IF

THEN

(CM0P) 19. PERSON TYPE equals 19,

RELATED FACTORS-
PERSON LEVEL must not
equal 11, 19, 53, 69-70, 88.

SUPPLEMENTAL

THESE ELEMENTS DO NOT APPEAR ON THE CODING FORMS
They are presented on-screen by the M.D.E. System.

PERSON LEVEL ELEMENTS

Including Coding Instructions

SP1 – Death Certificate Number

SP2 – Fatal Injury At Work

SP3 – Race/Hispanic Origin

DEATH CERTIFICATE NUMBER

Format: 12 numeric

Element Values:

Blanks	0000-00-000000	Not Applicable (not a fatality)
Any Numeric Characters	9999-99-999999	Unknown

Remarks:

THIS ELEMENT DOES NOT APPEAR ON THE CODING FORMS. It is presented on-screen by the M.D.E. System.

Code the sequence number from the death certificate as assigned by your State Vital Statistics Department. The sequence number is six digits in length and is part of the State File Number.

The format for coding the numbers is as follows:

First four digits	_ _ _ _	City (where death occurred)
Next two digits	_ _	State (where death occurred)
Last six digits	_ _ _ _ _ _	Sequence Number (as assigned by State Vital Statistics Department)

If this person is not a fatality, zero-fill this element.

Use GSA codes for the City and State where the death occurred according to the death certificate. These are the same GSA codes you use for the City variables (**C7**) in the **Crash** Level Form:



0000	Not a fatality or death not within city limits and no location code is available
0001-9996	GSA Geographical Location Codes
9997	Other (Death within city limits, but no GSA code available for this city)
9999	Unknown (City where death occurred cannot be found on death certificate).



The State codes are the same those you use for variables **C1**, V1, D1 and P1:

00	Not a fatality	30	Montana
01	Alabama		-
02	Alaska		-
	-		-
	-		-
	-		-
	-		-
29	Missouri	56	Wyoming

If the fatal crash occurred in your State, but the death occurred in a hospital of another State, please attempt to obtain the death certificate from that State and code the City and State where the death occurred.



If a person dies at the **crash** scene, code the appropriate city code or location code for the **crash** location. Code “0000” if the location is not within a city, and no geographical location code is available.

If the location is not within a city, but a geographical location code is available, use the location code.

If a person is transported by EMS and dies en-route or at the hospital, use the city code for the hospital’s location.

Code the exact sequence number as indicated on the death certificate. If the sequence number is less than six-digits long (e.g., it is 12345 (five digits)) right-justify your coded number and zero-fill the first (and/or second digit) (e.g., _0_ _1_ _2_ _3_ _4_ _5_).

Note that if you receive a copy of the death certificate from the Medical Examiner or Coroner, it may not contain the sequence number. The sequence number needed is the one assigned by your State Vital Statistics or Vital Records Department, which is subsequently sent to the National Center for Health Statistics. In those instances, leave the sequence number blank until you are able to obtain it in a follow-up effort with your Vital Statistics Department.

If the sequence number contains a letter in it (e.g., N12345), simply ignore the letter and code the numbers only (right-justified), (e.g., _0_ _1_ _2_ _3_ _4_ _5_).

If the death certificate number cannot be obtained, “9-fill” this element.

If the death certificate number can be obtained, but is not yet received, leave this element blank until the number is available.

Consistency Checks:

	IF	THEN
(7E0P) 1.	INJURY SEVERITY equals 4,	DEATH CERTIFICATE NUMBER must NOT equal 0000-00-000000.
(7F0P) 2.	DEATH CERTIFICATE NUMBER not blank or 0000-00-000000,	INJURY SEVERITY must equal 4.

FATAL INJURY AT WORK

Format: 1 numeric

Element Values:

- Blank
- 0 No
- 1 Yes
- 8 Not Applicable (not a fatality)
- 9 Unknown

Remarks:

THIS ELEMENT DOES NOT APPEAR ON THE CODING FORMS.
 It is presented on-screen by the M.D.E. System.

THE DEATH CERTIFICATE ALSO INDICATES WHETHER THE VICTIM WAS ON-THE-JOB AT THE TIME OF FATAL INJURY.

Use No	if the injury was not at work.
Use Yes	if the injury was on the job.
Use Not Applicable	if the victim <u>was not a fatality</u> use.
Use Unknown	if the death certificate does not indicate whether the injury was at work or if you do not have access to death certificate information

Additional Remarks:

FATAL INJURY AT WORK SHOULD ONLY BE DETERMINED FROM THE DEATH CERTIFICATE, NOT FROM ANY OTHER SOURCE. HOWEVER, IT IS NOT NECESSARY TO HAVE A COPY OF THE DEATH CERTIFICATE.

Consistency Checks:

IF	THEN
(7R0P) 1. FATAL INJURY AT WORK equals 0-1, 9,	INJURY SEVERITY must equal 4.

	IF	THEN
(7W0P) 2.	FATAL INJURY AT WORK equals 8,	INJURY SEVERITY must not equal 4.
(P130) 3.	BODY TYPE equals 60-67, 71-72, 78-79, and PERSON TYPE equals 01, 03, and INJURY SEVERITY equals 4,	FATAL INJURY AT WORK should equal 1.

RACE/HISPANIC ORIGIN

Format: 2 set, 2 numeric

Element Values:

Detail Race

Blanks	
00	Not a Fatality (not applicable)
01	White
02	Black
03	American Indian (includes Aleuts and Eskimos)
04	Chinese
05	Japanese
06	Hawaiian (includes part-Hawaiian)
07	Filipino
18	Asian Indian
19	Other Indian (includes South and Central America, any others, except American or Asian Indians)
28	Korean
38	Samoan
48	Vietnamese
58	Guamanian
68	Other Asian or Pacific Islander
78	Asian or Pacific Islander, No Specific (individual) Race
97	Multiple Races (Individual races not specified; ex. "mixed")
98	All Other Races
99	Unknown

Hispanic Origin

00	Not a Fatality (not applicable)
01	Mexican
02	Puerto Rican
03	Cuban
04	Central or South American
05	European Spanish
06	Hispanic, Origin not Specified or Other Origin
07	Non-Hispanic
99	Unknown

Remarks:

Race and Hispanic Origin should be obtained from the death certificate only.

THIS ELEMENT DOES NOT APPEAR ON THE CODING FORMS: It is presented on-screen by the M.D.E. System.

Both RACE and HISPANIC ORIGIN are coded for fatal victims only (INJURY SEVERITY on this person must be **Fatal Injury**). If INJURY SEVERITY is coded other than **Fatal Injury** on the Person Level, the M.D.E. System will automatically enter "00's" in both the RACE and HISPANIC ORIGIN fields.

In general, the actual race will be written literally (i.e., white, black, Chinese, etc.) on the death certificate. Hispanic Origin comes directly from a check box. Within that box, if Hispanic Origin is "yes" a specific location (i.e., Cuba, Puerto Rico or Mexico) is indicated.

For translating the entries on the death certificate, refer to the table, "Detail Race and Hispanic Origin for FARS." This table is based on the guidelines provided by the Center for Disease Control (CDC). The only exception is Hawaiian. Any race with Hawaiian is coded Hawaiian (See **Hawaiian**).

DETAIL RACE

White should be coded for persons listed as White, Mexican, Puerto Rican, Cuban and Caucasian for race.

American Indian includes American, Aleut, Alaskan, Canadian and Eskimo.

Hawaiian should be coded for any person listed as Hawaiian, even if another race is listed as well.

Other Indian includes South and Central America and any other Indians, except American or Asian Indians.

Other Asian or Pacific Islander is used when an "Other Asian" or "Pacific Island" race is specified, and it is other than **Chinese, Japanese, Hawaiian, Filipino, Asia Indian, Korean, Samoan, Vietnamese, or Guamanian**.

Asian or Pacific Islander, No Specific (individual) Race is used when the death certificate or report lists "Asian" for race.

Multiple Races is used when the death certificate indicates more than one race without specifying the individual races (e.g., "mixed," "multiple races," "multi-racial," etc.)

All Other Races is used if an individual race listed on the death certificate or report is not found on the translation table.

If more than one race is listed on the death certificate or report, code the race entry listed first. An example is “American Indian/White,” which should be coded **American Indian**. Again, **Hawaiian** is the exception. (See **Hawaiian**.)

HISPANIC ORIGIN

Hispanic Origin Not Specified, or Other Origin. This includes when you know they are Hispanic, but the specific origin is not specified (e.g., Hispanic, Latino, Latin American, South American).

Unknown. This person could be Hispanic, or not. You don’t have enough information to determine whether or not they are Hispanic. (E.g., all you know is that Race is “White,” “Black,” “European,” or “Indian,” and no other information is provided.)

If you receive a listing from the Vital Statistics Department, be sure you request a translation table for the code structure. For FARS, we tried to match the coding structure to the National Center for Health Statistics (NCHS) coding structure for these elements; however, it was necessary to modify NCHS’s structure slightly in order to be consistent with other FARS codes. (Reference: National Center for Health Statistics. Documentation for the Mortality Public Use Data Set, 1999. Available at URL:

<http://www.cdc.gov/nchs/data/dvs/Mort99doc.pdf>).

Consistency Checks:

	IF	THEN
(7E1P) 1.	INJURY SEVERITY equals 4,	RACE must not equal 00.
(7E2P) 2.	INJURY SEVERITY equals 4,	HISPANIC ORIGIN must not equal 00.
(7E3P) 3.	INJURY SEVERITY does not equal 4,	RACE AND HISPANIC ORIGIN must equal 00.
(7F1P) 4.	RACE equals 00,	INJURY SEVERITY must not equal 4.
(7F2P) 5.	HISPANIC ORIGIN equals 00,	INJURY SEVERITY must not equal 4.

IF

THEN

(7F3P) 6. RACE is not equal to 00, and
HISPANIC ORIGIN is not
equal to 00,

INJURY SEVERITY must equal
4.

DETAIL RACE AND HISPANIC ORIGIN FOR FARS

Race (CDC)	Ancestry/ Ethnicity (CDC)	Country	Region	CDC Race*	CDC Ethnic*	FARS Detail Race	FARS Hispanic Origin
	Acadian			--	15	99	07
Afghanistan	Afghan	Afghanistan	Middle East	1	21	01	07
African	African			2	24	02	07
African/American				2	--	02	07
Afro/American	Afro-American			2	24	02	07
Alaskan Indian				3	--	03	07
	Alaskan Native			--	07	03	07
	Albanian	Albania	Europe	--	19	01	07
Aleut	Aleut			3	07	03	07
Algerian	Algerian	Algeria	North Africa	1	23	01	07
Amerasian				9	--	98	99
American	American			1	06	99	99
American Indian	American Indian			3	07	03	07
	American Negro			--	24	02	07
	American White			--	06	01	99
Amish	Amish			1	99	01	07
		Andorra		--	--	01	99
Anglo-Saxon	Anglo Saxon			1	08	01	07
	Anglo American			--	08	99	07
	Angolan	Angola	Africa	--	24	02	07
Antiguans and Barbudans		Antigua & Barbuda		--	--	02	07
	Arab			--	22	01	07
Arabian				1	--	01	07
Argentinian	Argentina (Argentino)	Argentina	South America	1	04	01	04
	Arian			--	99	99	99
Armenian	Armenian	Armenia	Europe	1	22	01	07

* SEE NATIONAL CENTER FOR HEALTH STATISTICS (NCHS) CODES

DETAIL RACE AND HISPANIC ORIGIN FOR FARS

Race (CDC)	Ancestry/ Ethnicity (CDC)	Country	Region	CDC Race*	CDC Ethnic*	FARS Detail Race	FARS Hispanic Origin
Aryan				1	--	01	99
Asian	Asian			9	22	78	07
Asian Indian	Asian Indian			9	21	18	07
Asiatic				9	--	78	07
Assyrian	Assyrian			1	22	01	07
Athapaskan				3	--	03	07
Australian	Australian	Australia	Australasia & Pacific	1	20	01	07
Austrian	Austrian	Austria	Europe	1	16	01	07
		Azerbaijan	Europe	--	--	01	07
Azores	Azorean	Azores	Europe	1	19	01	07
Bahamian	Bahamian	Bahamas		6	99	98	07
	Bahrain	Bahrain	Middle East	--	22	01	07
	Baleanc Islands			--	05	01	05
Bangladeshi	Bangladesh	Bangladesh	Asia	9	21	68	07
		Barbados		--	--	02	07
Basque	Basque			1	05	01	05
Bavarian	Bavarian			1	16	01	07
	Belgian	Belgium	Europe	--	16	01	07
Belizian	Belizian	Belize	Central America	6	04	98	04
	Belorussian, Byelorussian	Belarus	Europe	--	18	01	07
Bengali	Bengali			6	21	98	07
	Benin	Benin	Africa	--	24	99	07
	Bermudan	Bermuda		--	15	99	07
	Bhutanese	Bhutan	Asia	--	21	68	07
Bilatian	Bilatian		Africa	2	24	02	07
Black	Black			2	24	02	07
Blanc				1	--	01	99

* SEE NATIONAL CENTER FOR HEALTH STATISTICS (NCHS) CODES

DETAIL RACE AND HISPANIC ORIGIN FOR FARS

Race (CDC)	Ancestry/ Ethnicity (CDC)	Country	Region	CDC Race*	CDC Ethnic*	FARS Detail Race	FARS Hispanic Origin
Bohemian	Bohemian			1	18	01	07
Bolivian	Bolivia (Boliviano)	Bolivia	South America	1	04	01	04
	Boricua (Borinquano)			--	05	99	05
		Bosnia-Herzegovna	Europe	--	--	01	07
	Botswana	Botswana	Africa	--	24	99	07
Brava (Bravo)				1	--	01	99
Brazilian	Brazilian	Brazil	South America	1	15	01	04
	British			--	08	99	07
British Honduran		(See Belize)		0	--	98	04
Brown				2	--	02	99
		Brunei	Asia	--	--	68	07
	Bulgarian	Bulgaria	Europe	--	18	01	07
		Burkina Faso	Africa	--	--	99	07
Burmese	Burmese	Burma (Also Myanmar)	Asia	9	20	68	07
	Burundi	Burundi	Africa	--	24	99	07
Cajun	Cajun			1	15	01	07
	California			--	05	99	05
Cambodian	Cambodian	Cambodia	Asia	9	20	68	07
	Cameroon	Cameroon	Africa	--	24	99	07
Canadian	Canadian	Canada	North America	1	15	01	07
Canadian Indian				3	--	03	07
Canadian Mexican				3	--	03	01
	Canary Islands			--	05	99	05
	Cantonese			--	20	78	07
Cape Verde	Cape Verdean	Cape Verde	Africa	2	24	02	07
Carib				6	--	98	99
	Castilian			--	05	01	05

* SEE NATIONAL CENTER FOR HEALTH STATISTICS (NCHS) CODES

DETAIL RACE AND HISPANIC ORIGIN FOR FARS

Race (CDC)	Ancestry/ Ethnicity (CDC)	Country	Region	CDC Race*	CDC Ethnic*	FARS Detail Race	FARS Hispanic Origin
	Catalonia			--	05	01	05
Caucasian	Caucasian			1	99	01	07
		Cayman Islands		--	--	99	99
	Celltic			--	08	01	07
	Central African Republic	Central African Republic	Africa	--	24	02	07
	Central European			--	99	99	99
	Centroamericano			--	04	99	04
Ceylonese	Ceylonese			9	21	68	07
	Chad	Chad	Africa	--	24	99	07
Chamorro	Chamorro			9	20	68	07
Chicano	Chicano			1	01	01	01
Chicano/Mex/American				1	--	01	01
	Chile (Chilano)	Chile	South American	--	04	01	04
Chinese	Chinese	China	Asia	4	20	04	07
Chinese/White				4	--	04	99
Colombian	Colombia (Colombiano)	Colombia	South America	1	04	01	04
Colored				2	--	02	99
		Comoros	Africa	--	--	99	07
	Congolese	Congo (Republic of)	Africa	--	24	99	07
Costa Rican	Costa Rica (Constarricense)	Costa Rica	Central America	1	04	01	04
Creole	Creole			1	16	01	99
	Croatian	Croatia	Europe	--	19	01	07
Crucian				1	--	01	99
Cuban	Cuban	Cuba		1	03	01	03
	Cypriot	Cyprus	Europe	--	22	01	07
Czechoslovakian	Czechoslovakian	Czech Republic	Europe	1	18	01	07
	Dahomey		Africa	--	24	02	07

* SEE NATIONAL CENTER FOR HEALTH STATISTICS (NCHS) CODES

DETAIL RACE AND HISPANIC ORIGIN FOR FARS

Race (CDC)	Ancestry/ Ethnicity (CDC)	Country	Region	CDC Race*	CDC Ethnic*	FARS Detail Race	FARS Hispanic Origin
Danish	Danish	Denmark	Europe	1	12	01	07
		Djibouti	Africa	--	--	99	07
		Dominica		--	--	99	99
Dominican	Dominican Republic	Dominican Republic		2	04	02	04
	Dutch	Netherlands	Europe	--	16	01	07
Dutch East Indian				9	--	68	99
East Indian	East Indian			9	20	68	07
	Eastern European			--	18	99	07
Ebian				1	--	01	99
Ecuadorian	Ecuador (Ecuatoriano)	Ecuador	South America	1	04	01	04
Egyptian	Egyptian	Egypt	North Africa	1	23	01	07
	El Salvador	El Salvador	Central America	--	04	98	04
English	English			1	08	01	07
		England	Europe	--	--	99	99
English-French			Europe	1	--	01	07
English-Irish			Europe	1	--	01	07
	Equatorial Guinea	Equatorial Guinea	Africa	--	24	99	07
Eritrean		Eritrea	Africa	2	--	02	07
Eskimo, Eskimoan	Eskimo, Eskimoan			3	07	03	07
	Espana, (Espanol)			--	05	01	05
	Estonian	Estonia	Europe	--	18	01	07
Ethiopia(n)	Ethiopian	Ethiopia	Africa	2	24	02	07
Eurasian	Eurasian			9	22	78	99
European	European			1	99	01	99
	Falkland Islands	Falkland Islands	South America	--	04	01	07
	Fernando PO			--	05	99	05
Fijian	Fijian	Fiji	Australasia & Pacific	9	20	68	07

* SEE NATIONAL CENTER FOR HEALTH STATISTICS (NCHS) CODES

DETAIL RACE AND HISPANIC ORIGIN FOR FARS

Race (CDC)	Ancestry/ Ethnicity (CDC)	Country	Region	CDC Race*	CDC Ethnic*	FARS Detail Race	FARS Hispanic Origin
Filipino	Filipino	Philippines	Asia	8	20	07	07
Finnish	Finnish	Finland	Europe	1	17	01	07
	Flemish		Europe	--	16	01	07
	Franco American			--	11	99	07
French	French	France	Europe	1	11	01	07
French Canadian	French Canadian			1	15	01	07
		French Guiana		--	--	99	99
French Indian (American)	French Indian			3	07	03	07
French Indian (India)				9	--	18	07
		French Polynesia		--	--	68	07
	Gabonese	Gabon	Africa	--	24	99	07
	Galapagos Islands			--	04	01	04
	Gambian	Gambia	Africa	--	24	99	07
	Georgian	Georgia	Europe	--	18	01	07
German	German	Germany	Europe	1	10	01	07
Ghanaian	Ghanaian	Ghana	Africa	2	24	02	07
Gilbertese				9	--	68	07
	Great Russian			--	18	01	07
Greek	Greek	Greece	Europe	1	19	01	07
	Greenland	Greenland		--	15	99	07
		Grenada		--	--	02	07
		Guadeloupe		--	--	99	99
Guamanian	Guamanian	Guam		9	20	58	07
Guatemalan	Guatemala (Guatemalteco)	Guatemala	Central America	6	04	98	04
	Guinean	Guinea	Africa	--	24	99	07
		Guinea-Bissau	Africa	--	--	99	07
Guyanese	Guyanaq	Guyana	South America	0	15	99	07

* SEE NATIONAL CENTER FOR HEALTH STATISTICS (NCHS) CODES

DETAIL RACE AND HISPANIC ORIGIN FOR FARS

Race (CDC)	Ancestry/ Ethnicity (CDC)	Country	Region	CDC Race*	CDC Ethnic*	FARS Detail Race	FARS Hispanic Origin
Gypsy	Gypsy			1	22	01	07
Haitian	Haitian	Haiti		2	15	02	07
Hamitic				2	--	02	07
Hawaiian	Hawaiian			7	20	06	07
Hawaiian/Part Hawaiian				7	--	06	07
Hebrew	Hebrew			1	22	01	07
Hindu	Hindu			9	21	78	07
Hispanic	Hispanic			1	05	01	06
Hmong	Hmong			9	20	68	07
Honduran	Honduras (Hondureno)	Honduras	Central America	6	04	98	04
	Hong Kong	Hong Kong	Asia	--	20	78	07
Hungarian	Hungarian	Hungary	Europe	1	18	01	07
	Iberian (Ibero)			--	05	01	05
Icelandic	Icelandic	Iceland	Europe	1	17	01	07
India				9	--	18	07
Indian (From India)	Indian (From India)	India	Asia	9	21	18	07
Indian (American)				3	--	03	07
Indian (Argentina)				6	--	98	04
Indian (AM,AK,CN,MX)				3	--	03	99
Indo-Aryan				9	--	78	07
Indonesian	Indonesian	Indonesia	Asia	9	20	68	07
Iran(ian)	Iranian	Iran	Middle East	1	22	01	07
Iraqi	Iraqi	Iraq	Middle East	1	22	01	07
Irish	Irish	Ireland	Europe	1	09	01	07
Islamic				1	--	01	07
Israelite	Israeli	Israel	Middle East	1	22	01	07
Italian	Italian	Italy	Europe	1	14	01	07

* SEE NATIONAL CENTER FOR HEALTH STATISTICS (NCHS) CODES

DETAIL RACE AND HISPANIC ORIGIN FOR FARS

Race (CDC)	Ancestry/ Ethnicity (CDC)	Country	Region	CDC Race*	CDC Ethnic*	FARS Detail Race	FARS Hispanic Origin
	Ivory Coast	Ivory Coast/Cote D'Ivoire	Africa	--	24	02	07
Jackson (Jack) White				6	--	98	99
Jamaican	Jamaican	Jamaica		2	15	02	07
Japanese	Japanese	Japan	Asia	5	20	05	07
Java	Javanese			9	20	68	07
Jew	Jewish			1	99	01	99
Jordanian	Jordanian	Jordan	Middle East	1	22	01	07
	Kashmirian			--	21	99	07
		Kazakhstan	Asia	--	--	68	07
Kenyan	Kenyan	Kenya	Africa	2	24	02	07
		Kiribati		--	--	99	99
Korean	Korean	Korea-North	Asia	9	20	28	07
Korean	Korean	Korea-South	Asia	9	20	28	07
Kuwaitian	Kuwaiti	Kuwait	Middle East	1	22	01	07
		Kyrgyzstan	Asia	--	--	68	07
Ladina				1	--	01	99
	La Raza			--	05	01	01
Laotian	Laotian	Laos	Asia	9	20	68	07
Latin American	American			1	05	01	06
	Latino			--	05	01	06
Latvian	Latvian	Latvia	Europe	1	18	01	07
Lebanese	Lebanese	Lebanon	Middle East	1	22	01	07
	Lesotho	Lesotho	Africa	--	24	99	07
Liberian	Liberian	Liberia	Africa	2	24	02	07
Libyan	Libyan	Libya	North Africa	1	23	01	07
		Liechtenstein	Europe	--	--	01	07
Lithuanian	Lithuanian	Lithuania	Europe	1	18	01	07

* SEE NATIONAL CENTER FOR HEALTH STATISTICS (NCHS) CODES

DETAIL RACE AND HISPANIC ORIGIN FOR FARS

Race (CDC)	Ancestry/ Ethnicity (CDC)	Country	Region	CDC Race*	CDC Ethnic*	FARS Detail Race	FARS Hispanic Origin
		Luxembourg	Europe	--	--	01	07
		Macau		--	--	04	07
		Macedonia	Europe	--	--	01	07
	Madagascan	Madagascar	Africa	--	24	99	07
	Majorca			--	05	99	05
Malawian	Malawi	Malawi	Africa	2	24	02	07
Malayan	Malaysian	Malaysia	Asia	9	20	68	07
		Maldives	Asia	--	--	99	07
	Mali	Mali	Africa	--	24	99	07
	Mallorca (Mallorquin)			--	05	99	05
Maltese	Maltese	Malta	Europe	1	19	01	07
Maori	Maori			9	20	68	07
Marshallese		Marshall Islands	Australasia & Pacific	9	--	68	07
Marshenese				1	--	01	99
		Martinique		--	--	02	07
Mauritian	Mauritanian	Mauritania	Africa	1	24	01	07
	Mauritius	Mauritius	Africa	--	24	99	07
Mediterranean				1	--	01	99
Melanesian	Melanesian			9	20	68	07
Mestizo				6	--	03	04
Mestizo-Inca				6	--	03	04
Mexican	Mexican (Mexicano)	Mexico	North America	1	01	01	01
Mexican Indian				3	--	03	01
	Mexican American			--	01	99	01
Micronesian	Micronesian			9	20	68	07
Mixed	Mixed			6	99	98	99
Mohammed Ali				6	--	98	07

* SEE NATIONAL CENTER FOR HEALTH STATISTICS (NCHS) CODES

DETAIL RACE AND HISPANIC ORIGIN FOR FARS

Race (CDC)	Ancestry/ Ethnicity (CDC)	Country	Region	CDC Race*	CDC Ethnic*	FARS Detail Race	FARS Hispanic Origin
Mohammedan (Moslem)				1	--	01	07
		Moldova	Europe	--	--	01	07
		Monaco	Europe	--	--	01	07
Mongolian	Mongolian	Mongolia	Asia	--	20	68	07
		Montenegro		--	--	01	07
Moor(ish)				6	--	98	07
Morroccan	Morroccan	Morocco	North Africa	1	23	01	07
	Moslem			--	99	99	99
Mugandan				2	--	02	99
Mullato				2	--	02	99
Muslim	Muslim			1	99	01	99
		Mozambique	Africa	--	--	02	07
		Myanmar (also Burma)	Asia	--	--	68	07
		Namibia	Africa	--	--	02	07
Nassau				2	--	02	99
	Native American			--	07	03	07
		Nauru	Australasia & Pacific	--	--	78	07
Negro	Negro			2	24	02	07
Negro/Indian				2	--	02	07
Nepalese	Nepali	Nepal	Asia	9	21	68	07
		Netherlands	Europe	--	--	01	07
		Netherlands Antilles		--	--	99	99
		New Caledonia	Australasia & Pacific	--	--	78	07
	New Zelder	New Zealand	Australasia & Pacific	--	20	99	07
	Newfoundland			--	15	01	07
Nicaraguan	Nicaragua (Nicaraguense)	Nicaragua	Central America	6	04	98	04

* SEE NATIONAL CENTER FOR HEALTH STATISTICS (NCHS) CODES

DETAIL RACE AND HISPANIC ORIGIN FOR FARS

Race (CDC)	Ancestry/ Ethnicity (CDC)	Country	Region	CDC Race*	CDC Ethnic*	FARS Detail Race	FARS Hispanic Origin
	Niger	Niger	Africa	--	24	02	07
Nipponese (Nipon)	Nipponese			5	20	05	07
Nigerian	Nigerian	Nigeria	Africa	2	24	02	07
Nordic	Nordic (Icelandic)			1	17	01	07
	North American			--	15	99	99
		Northern Ireland	Europe	--	--	01	07
Norwegian	Norwegian	Norway	Europe	1	12	01	07
Nubian				2	--	02	07
Occidental				1	--	01	99
Octaroon				2	--	02	99
Okinawan	Okinawan			5	20	05	07
		Oman	Middle East	--	--	01	07
	Oriental			--	20	78	07
	Pacific Islander			--	20	78	07
Pakistani	Pakistani	Pakistan	Asia	9	21	18	07
Palauan		Palau	Australasia & Pacific	9	--	68	
Palestinian	Palestinian			1	22	01	07
Panamanian	Panama (Panameno)	Panama	Central America	6	04	98	04
		Papua New Guinea	Australasia & Pacific	--	--	99	07
	Paraguay (Paraguayo)	Paraguay	South America	--	04	98	04
Parsi				1	--	01	99
	Pennsylvania Dutch			--	10	01	07
Persian	Persian			1	22	01	07
Peruvian	Peru (Peruano)	Peru	South American	1	04	01	07
Philipino	Philipino	Philippines	Asia	8	20	07	07
Polish	Polish	Poland	Europe	1	13	01	07

* SEE NATIONAL CENTER FOR HEALTH STATISTICS (NCHS) CODES

DETAIL RACE AND HISPANIC ORIGIN FOR FARS

Race (CDC)	Ancestry/ Ethnicity (CDC)	Country	Region	CDC Race*	CDC Ethnic*	FARS Detail Race	FARS Hispanic Origin
Polynesian	Polynesian			9	20	68	07
Ponapean				9	--	68	07
Portuguese	Portuguese	Portugal	Europe	1	19	01	07
	Prussia			--	10	01	07
Puerto Rican	Puerto Rican (Puertorriqueno)	Puerto Rico		1	02	01	02
Punjabi	Punjabi			9	20	68	07
	Qatar	Qatar	Middle East	--	22	99	07
Quadroon				2	--	02	99
Red	Red			3	07	03	07
Rhodesian		Rhodesia		--	24	02	07
		Reunion	Africa	--	--	99	07
Romanian		Romania	Europe	1	--	01	07
	Romany			--	22	99	07
Rotanese				9	--	68	99
	Rumanian			--	18	99	07
Russian	Russian	Russia	Europe	1	18	01	07
	Rwanda	Rwanda	Africa	--	24	02	07
Ryukyuan				5	--	05	07
Salpanese				9	--	68	99
Salvadorian	Salvadoreno			6	04	98	04
Samoa(n)	Samoaan	American Samoa	Australasia & Pacific	9	20	38	07
		Saint Kitts-Nevis		--	--	02	07
		Saint Lucia		--	--	02	07
		Saint Vincent		--	--	02	07
		San Marino		--	--	01	07
		Sao Tome and Principe	Africa	--	--	02	07

* SEE NATIONAL CENTER FOR HEALTH STATISTICS (NCHS) CODES

DETAIL RACE AND HISPANIC ORIGIN FOR FARS

Race (CDC)	Ancestry/ Ethnicity (CDC)	Country	Region	CDC Race*	CDC Ethnic*	FARS Detail Race	FARS Hispanic Origin
Saudia-Arabian	Saudi Arabian	Saudi Arabia	Middle East	1	22	01	07
Saxon(y)				1	--	01	07
Scandinavian	Scandinavian			1	12	01	07
Scotch	Scottish	Scotland	Europe	1	08	01	07
	Scotch-Irish			--	08	01	07
Selawik				3	--	03	07
Semitic				1	--	01	99
		Senegal	Africa	--	--	02	07
Serbian	Serbian	Serbia	Europe	1	19	01	07
	Serbo-Croatian			--	19	01	07
Servian				1	--	01	99
Seychelloise		Seychelles	Africa	2	--	02	07
Siamese	Siamese			9	20	68	07
Sicilian	Sicilian			1	14	01	07
	Sierra Leone	Sierra Leone	Africa	--	24	02	07
Sikh	Sikhs			9	21	68	07
	Singaporean	Singapore	Asia	--	20	68	07
Singhalese	Singhalese			9	21	68	07
Sino Burman				4	--	04	07
Slovakian	Slovak	Slovakia	Europe	1	18	01	07
	Sloavic (Slovenian)	Slovenia	Europe	--	19	01	07
	Slovikian			--	19	01	07
	Slovish			--	19	01	07
		Solomon Islands	Australasia & Pacific	--	--	68	07
	Somalian	Somalia	Africa	--	24	99	07
	South African	South Africa	Africa	--	24	99	07
South American				1	--	01	06

* SEE NATIONAL CENTER FOR HEALTH STATISTICS (NCHS) CODES

DETAIL RACE AND HISPANIC ORIGIN FOR FARS

Race (CDC)	Ancestry/ Ethnicity (CDC)	Country	Region	CDC Race*	CDC Ethnic*	FARS Detail Race	FARS Hispanic Origin
	Southern European			--	19	01	99
Spanish	Spain (Spaniard)	Spain	Europe	1	05	01	05
		Sri Lanka	Asia		--	68	07
Sudanese	Sudanese	Sudan	North Africa	2	23	02	07
Sunni				1	--	01	07
	Swaziland			--	24	02	07
Swedish	Swedish	Sweden		1	12	01	07
	Swiss	Switzerland	Europe	--	16	01	07
Syrian	Syrian	Syria	Middle East	1	22	01	07
Tahitian				9	--	68	07
Taimskin				3	--	03	99
Taiwanese	Taiwanese	Taiwan	Asia	4	20	04	07
		Tajikistan	Asia	--	--	68	07
Tamil-Ceylonese				9	--	68	07
Tamil-Malayan				9	--	68	07
Tanzanian	Tanzanian	Tanzania	Africa	2	24	02	07
Teutonic				1	--	01	07
Thai	Thai	Thailand	Asia	9	20	68	07
Tibetan		Tibet		9	--	68	07
	Togolese	Togo	Africa	--	24	02	07
Tongan		Tonga	Australasia & Pacific	9	--	68	07
Triguano				6	--	98	99
Trinidadian	Trinidadian	Trinidad and Tobago		2	15	02	07
Tunisian	Tunisian	Tunisia	North Africa	1	23	01	07
Turk	Turkish	Turkey	Middle East	1	22	01	07
		Turkmenistan	Asia	--	--	68	07

* SEE NATIONAL CENTER FOR HEALTH STATISTICS (NCHS) CODES

DETAIL RACE AND HISPANIC ORIGIN FOR FARS

Race (CDC)	Ancestry/ Ethnicity (CDC)	Country	Region	CDC Race*	CDC Ethnic*	FARS Detail Race	FARS Hispanic Origin
		Tuvalu	Australasia & Pacific	--	--	68	07
Ubontlian				9	--	68	07
Ugandan	Ugandan	Uganda	Africa	2	24	02	07
Ukrainian	Ukrainian	Ukraine	Europe	1	18	01	07
		United Arab Emirates	Middle East	--	--	01	07
	United Kingdom			--	08	99	07
		United States of America	North America	--	--	99	99
Unknown or Blank	Unknown			0	99	99	99
	Upper Volta		Africa	--	24	99	07
	Uruguay (Uruguayo)	Uruguay	South America	--	04	01	04
Ute				3	--	03	07
		Uzbekistan	Asia	--	--	68	07
	Valencian			--	05	01	05
		Vanuatu	Australasia & Pacific	--	--	68	07
Venezuela(n)	Venezuela (Venezolano)	Venezuela	South America	1	04	01	04
Vietnam(ese)	Vietnamese	Vietnam	Asia	9	20	48	07
	Viking			--	12	01	07
W				1	--	01	99
Welsh	Welsh	Wales (United Kindom)	Europe	1	08	01	07
West Indies (Indian)	West Indian			2	15	02	07
		Western Sahara	Africa	--	--	99	99
		Western Samoa	Australasia & Pacific	--	--	38	07
White	White			1	99	01	99
	White Russian			--	18	01	07
Wiam (White American)				1	--	01	99

* SEE NATIONAL CENTER FOR HEALTH STATISTICS (NCHS) CODES

DETAIL RACE AND HISPANIC ORIGIN FOR FARS

Race (CDC)	Ancestry/ Ethnicity (CDC)	Country	Region	CDC Race*	CDC Ethnic*	FARS Detail Race	FARS Hispanic Origin
Yapanes				9	--	68	07
	Yellow			--	20	78	07
	Yemen	Yemen	Middle East	--	22	99	07
Yugoslavian	Yugoslavian	Yugoslavia	Europe	1	19	01	07
	Zaire	Zaire	Africa	--	24	02	07
	Zambian	Zambia	Africa	--	24	02	07
	Zanzibar			--	24	02	07
		Zimbabwe	Africa	--	--	02	07
Zoroastrian				1	--	01	07

NCHS (NATIONAL CENTER FOR HEALTH STATISTICS) RACE CODES

CDC RACE CODE	RACE DISCRPTION
0	Unknown/Blank
1	White/Mexican/Puerto Rican, Other Caucasian
2	Black
3	Indian (American, Canadian, Alaskan, Aleut/Eskimo)
4	Chinese
5	Japanese
6	Other Non-White
7	Hawaiian/Part Hawaiian
8	Filipino
9	Asian/Pacific Island Other

* SEE NATIONAL CENTER FOR HEALTH STATISTICS (NCHS) CODES

**DETAIL RACE AND HISPANIC ORIGIN FOR FARS
NCHS (NATIONAL CENTER FOR HEALTH STATISTICS) ANCESTRY CODES**

CDC ANCESTRY CODE	ANCESTRY/ETHNICITY DESCRIPTION
01	Mexican
02	Puerto Rican
03	Cuban
04	Central or South American
05	Other & Unknown Spanish
06	"American"
07	Indian (American, Alaskan, Canadian or Mexican Indian, Eskimo & Aleut)
08	English, Scottish, Welsh, Scotch-Irish
09	Irish
10	German
11	French
12	Norwegian, Swedish, Danish
13	Polish
14	Italian
15	Other North, Central and South American or Canadian
16	Other Western European
17	Other Northern European
18	Other Eastern European
19	Other Southern European (Excluding Spain)
20	Southwest Asian & Pacific Islander
21	South Central Asian
22	Other Asian
23	North African
24	Other African
99	Unknown
Blank	Blank

* SEE NATIONAL CENTER FOR HEALTH STATISTICS (NCHS) CODES

APPENDIX

2009 CONSISTENCY CHECKS

The following pages contain Consistency Checks,
Intraconsistency Checks and Special
Processing Rules.
It is arranged in alpha/numeric order.

All questions concerning the FARS Coding Manual and
coding issues should be directed to
NISR, Inc., 717-751-2823
codingquestions@nistrinc.com

ERROR CODE	ERROR TEST
040F	The NUMBER OF PERSON FORMS SUBMITTED given on the CRASH FORM is not equal to the total of NUMBER OF FORMS SUBMITTED FOR PERSONS NOT IN MOTOR VEHICLES and VEHICLE OCCUPANTS.
050P	If PERSON TYPE equals 04-08, 10, 19, and NUMBER OF VEHICLE FORMS SUBMITTED equals 001 , then NON-OCCUPANT STRIKING VEHICLE NUMBER must equal 001 .
060P	If NON-OCCUPANT STRIKING VEHICLE NUMBER is not equal to 000, 999 , then the NON-OCCUPANT STRIKING VEHICLE NUMBER must equal some VEHICLE NUMBER in the case.
170F	If MONTH equals current month, then DAY must be at least 2 days prior to current day or 99.
1A0P	If RELATED FACTORS- CRASH LEVEL equals 14, then NUMBER OF VEHICLE FORMS SUBMITTED must be greater than 001 .
1A1P	If RELATED FACTORS- CRASH LEVEL equals 05, then ROADWAY SURFACE CONDITION must equal 6.
1C0P	<i>The vehicle MODEL YEAR must not be greater than CRASH YEAR plus ONE.</i>
1D0P	If SPECIAL USE equals 1, then BODY TYPE must equal 02-09, 12, 14-21, 28-29, 99.
1E0P	If IMPACT POINT-INITIAL equals 00, then IMPACT POINT-PRINCIPAL must equal 00.
1E1P	If IMPACT POINT-PRINCIPAL equals 00, then IMPACT POINT-INITIAL must equal 00.
1G0P	If one RELATED FACTORS-VEHICLE LEVEL equals 99, then both factors must equal 99.
1H0F	If DRIVER PRESENCE equals 0, 9 , then PREVIOUS SPEEDING CONVICTIONS must be blank.
1H1F	If DRIVER PRESENCE equals 0, 9 , then DRIVER'S LICENSE STATE must be blank.
1H2F	If DRIVER PRESENCE equals 0, 9 , then LICENSE COMPLIANCE WITH CLASS OF VEHICLE must be blank.

ERROR CODE	ERROR TEST
1H3F	If DRIVER PRESENCE equals 0 , 9, then NON-CDL LICENSE STATUS and COMMERCIAL MOTOR VEHICLE LICENSE STATUS must be blank.
1H4F	If DRIVER PRESENCE equals 0 , 9, then COMPLIANCE WITH LICENSE RESTRICTIONS must be blank.
1H6F	If DRIVER PRESENCE equals 0 , 9, then VIOLATIONS CHARGED must be blank.
1H7F	If DRIVER PRESENCE equals 0 , 9, then PREVIOUS RECORDED CRASHES must be blank.
1H8F	If DRIVER PRESENCE equals 0 , 9, then PREVIOUS RECORDED SUSPENSIONS must be blank.
1H9F	If DRIVER PRESENCE equals 0 , 9, then PREVIOUS DWI CONVICTIONS must be blank.
1HAF	If DRIVER PRESENCE equals 0 , 9, then PREVIOUS OTHER HARMFUL MV CONVICTIONS must be blank.
1HBF	If DRIVER PRESENCE equals 0 , 9, then DATE OF LAST CRASH , SUSPENSION, CONVICTION must be blank.
1HCF	If DRIVER PRESENCE equals 0 , 9, then DATE OF FIRST CRASH , SUSPENSION, CONVICTION must be blank.
1HDF	If DRIVER PRESENCE equals 0 , 9, then DRIVER HEIGHT (feet and inches) must equal blank.
1HEF	If DRIVER PRESENCE equals 0 , 9, then DRIVER WEIGHT must equal blank.
1I0P	If DRIVER'S LICENSE STATE equals 99, then NON-CDL LICENSE STATUS must not equal 0-4, 6, and COMMERCIAL MOTOR VEHICLE LICENSE STATUS must not equal 0-8.
1J0P	If any counter equals 99, then all counters must equal 99.
1J1P	If any counter equals 99, then DATE OF LAST CRASH , SUSPENSION, CONVICTION must equal 999999.
1J2P	If any counter equals 99, then DATE OF FIRST CRASH , SUSPENSION, CONVICTION must equal 999999.

ERROR CODE	ERROR TEST
1K0P	If DRIVER'S LICENSE STATE equals 99, then LICENSE COMPLIANCE WITH CLASS OF VEHICLE must not equal 0-3.
1L0P	If any RELATED FACTORS-DRIVER LEVEL equals blanks, then all RELATED FACTORS-DRIVER LEVEL must equal blanks.
1L1P	If any DRIVER'S VISION OBSCURED BY equals blanks, then all DRIVER'S VISION OBSCURED BY must equal blanks.
1L2P	If any DRIVER'S VISION OBSCURED BY equals 99, then all DRIVER'S VISION OBSCURED BY must equal 99.
1L3P	If any DRIVER'S VISION OBSCURED BY equals 00, then all remaining DRIVER'S VISION OBSCURED BY must equal 00.
1M1F	If RELATED FACTORS-PERSON LEVEL equals 13, then PERSON TYPE should equal 08.
1M2F	If RELATED FACTORS-PERSON LEVEL equals 11, then PERSON TYPE must equal 05, 10.
1M3F	If RELATED FACTORS-PERSON LEVEL equals 19, then PERSON TYPE must equal 05.
1N0F	If PERSON TYPE equals 06, then RELATED FACTORS-PERSON LEVEL must not equal 09, 11-13, 19, 32, 53, 68-70, 86, 88, 90.
1N1F	If PERSON TYPE equals 10, then RELATED FACTORS-PERSON LEVEL must not equal 01-10, 14, 19-83, 88-91.
1P0F	If PERSON TYPE equals 05-08, 10, 19, then NON-OCCUPANT LOCATION must not equal 00.
1P1F	If PERSON TYPE equals 03, then NON-OCCUPANT LOCATION must equal 00.
1P2F	If PERSON TYPE equals 10, then NON-OCCUPANT LOCATION must equal 17.
1Q0F	If PERSON TYPE equals 01, and BODY TYPE equals 80-83, 88-89, then SEATING POSITION must not equal 00, 12-55, 99.
1R0P	If SEATING POSITION equals 51, and BODY TYPE equals 50-52, 58-59, then INJURY SEVERITY must not equal 0, 9.

ERROR CODE	ERROR TEST
1R1P	If DIED AT SCENE/EN ROUTE equals 7-8, then INJURY SEVERITY must equal 4.
1S0P	If SEQUENCE OF EVENTS equals 08-15, 17-43, 45-46, 48-50, 52-55, 57, then VEHICLE ROLE must not equal 0.
1T0P	If SPEED LIMIT is greater than 55, and not equal to 99, then ROADWAY FUNCTION CLASS should not equal 15-16.
1U1F	If INJURY SEVERITY equals 4, then DEATH DATE must not equal 88888888 .
1U2F	If INJURY SEVERITY equals 4, then DEATH TIME must not equal 8888 .
1V0P	If DEATH MONTH or DAY equals 88 , or DEATH YEAR equals 8888 , then all must equal 8 's.
1W0P	If any RELATED FACTORS-PERSON LEVEL equals 99, then all factors must equal 99.
1Y0P	If RELATION TO JUNCTION equals 06, then RAIL GRADE CROSSING IDENTIFIER must not equal 0000000.
1Z0P	If SEQUENCE OF EVENTS equals 01, then ROLLOVER and LOCATION OF ROLLOVER must not equal 0 for this vehicle, unless BODY TYPE equals 80-83, 88-89, or blank for this vehicle.
200P	If CITY is greater than 0000 and less than 9997, and COUNTY is greater than 000 and less than 997, then COUNTY and CITY must be valid codes for the STATE.
210P	If CITY is greater than 0000 and less than 9997, then COUNTY must not equal 999.
220P	If LIGHT CONDITION equals 4 and STATE is not equal to 02, then CRASH TIME must equal 0300- 0900, 9999 .
2300	If LIGHT CONDITION equals 5, and STATE is not equal to 02, then CRASH TIME must equal 1600- 2200, 9999 .
250P	If RELATION TO TRAFFICWAY equals 03, then TRAFFICWAY FLOW must not equal 1, 4-5, 9.

ERROR CODE	ERROR TEST
260P	If ROUTE SIGNING equals 1, then NATIONAL HIGHWAY SYSTEM must equal 1.
2B0P	If JACKKNIFE equals 1-3, then VEHICLE TRAILING must not equal 0, 9.
2D0P	If SPECIAL USE equals 2, then BODY TYPE must equal 16, 19-21, 28-29, 45, 48, 51-52, 58-59 or blanks.
2E0P	If IMPACT POINT-INITIAL equals 01-14, 99, then IMPACT POINT-PRINCIPAL must not equal 00.
2F0F	If NUMBER OF OCCUPANTS equals 00, then DRIVER PRESENCE must equal 0 .
2G0P	If either RELATED FACTORS-VEHICLE LEVEL equals blanks, then the other factor must also equal blanks.
2H0F	If DRIVER PRESENCE equals 0, 9 , then RELATED FACTORS-DRIVER LEVEL must not equal 01-08, 09, 11-13, 15-16, 19, 52-53, 58-59, 73-74, 77-88 , 90, 93-98.
2H1F	<i>If DRIVER PRESENCE equals 0, 9, then DRIVER'S VISION OBSCURED BY must equal blanks.</i>
2I0P	If DRIVER'S LICENSE STATE equals 99, then COMPLIANCE WITH LICENSE RESTRICTIONS must not equal 0-3.
2J0P	If all counters are not blanks and PREVIOUS RECORDED CRASHES is not equal to 98 and any counter are not equal to 00, 99, then DATE OF LAST CRASH , SUSPENSION, CONVICTION must not equal 000000, 999999.
2J1P	If all counters are not blanks and PREVIOUS RECORDED CRASHES is not equal to 98 and any counter are not equal to 00, 99, then DATE OF FIRST CRASH , SUSPENSION, CONVICTION must not equal 000000, 999999.
2K0P	DATE OF FIRST CRASH , SUSPENSION, CONVICTION must be less than or equal to DATE OF LAST CRASH , SUSPENSION, CONVICTION.
2L0P	If any RELATED FACTORS-DRIVER LEVEL equals 99, then all RELATED FACTORS-DRIVER LEVEL must equal 99.

ERROR CODE	ERROR TEST
2M0F	If PERSON TYPE equals 01, then SEATING POSITION must not equal 00, 21-55.
2P0F	If PERSON TYPE equals 04-08, 10, 19, then EJECTION must equal 8.
2Q0F	If PERSON TYPE equals 02-03, 09, and BODY TYPE equals 01-02, 04, 08, 10, 31-33, 39-41, 45, 48-49, 90-91, then SEATING POSITION must not equal 00, 31-50.
2R0P	If PROTECTION SYSTEM USE equals 01-04, 06, 10-14, then BODY TYPE must not equal 80-83, 88-89, 91.
2S0P	If PROTECTION SYSTEM USE equals 05, then AIR BAG DEPLOYED should equal 00 .
2T0P	If PROTECTION SYSTEM USE equals 06, then AIR BAG DEPLOYED must equal 00.
2U0P	If BODY TYPE equals 80-83, 88-91, then AIR BAG DEPLOYED should equal 00 .
2U1F	If INJURY SEVERITY is not equal to 4, then DEATH DATE must equal 88888888 .
2U2F	If INJURY SEVERITY is not equal to 4, then DEATH TIME must equal 8888 .
2U3F	If INJURY SEVERITY equals 3, then TRANSPORTED FOR TREATMENT BY should not equal 0.
2V0P	If DEATH DAY is 01-31 , and DEATH MONTH is 01-12 , then DEATH DAY must be a valid day for DEATH MONTH.
2W0P	If any RELATED FACTORS-PERSON LEVEL equals blanks, then all factors must equal blanks.
2X0F	If VEHICLE NUMBER equals 000 , then PERSON TYPE must not equal 01-03, 09.
2Z0F	If SEQUENCE OF EVENTS equals 12-14, 45, 54-55, then NUMBER OF VEHICLE FORMS SUBMITTED must be greater than 001 .

ERROR CODE	ERROR TEST
300P	If NATIONAL HIGHWAY SYSTEM equals 0, 9, then ROADWAY FUNCTION CLASS must not equal 01, 11.
320P	If ROADWAY FUNCTION CLASS equals 01, 11, and ROUTE SIGNING does not equal 7, then NATIONAL HIGHWAY SYSTEM must equal 1.
330P	If NATIONAL HIGHWAY SYSTEM equals 0, 9, then ROUTE SIGNING must not equal 1.
340P	If ROUTE SIGNING equals 1, then the first position of TRAFFICWAY IDENTIFIER #1 must be "I" and the second position must be "-".
341P	If the first position of TRAFFICWAY IDENTIFIER #1 equals "I" and the second position equals "-", then ROUTE SIGNING must equal 1 or 7 .
350P	If ROUTE SIGNING equals 2, then the first two positions of TRAFFICWAY IDENTIFIER #1 must be "US" and the third position must be "-".
351P	If the first two positions of TRAFFICWAY IDENTIFIER #1 equals "US" and third position equals "-", then ROUTE SIGNING must equal 2 or 7 .
360P	If ROUTE SIGNING equals 3, then the first two positions of TRAFFICWAY IDENTIFIER #1 must be "SR" and the third position must be "-".
361P	If the first two positions of TRAFFICWAY IDENTIFIER #1 equals "SR" and third position equals "-", then ROUTE SIGNING must equal 3 or 7 .
3A0P	If SPECIAL USE equals 7, then BODY TYPE must equal 60-64, 66-67, 71-72, 78-79, 99.
3B0P	If JACKKNIFE equals 2-3, then TRAVEL SPEED must not equal 000 .
3C0P	If EXTENT OF DAMAGE equals 6, then VEHICLE REMOVAL must equal 2, 4, 9 .
3C1P	If EXTENT OF DAMAGE equals 0, 2, then VEHICLE REMOVAL must not equal 2.

ERROR CODE	ERROR TEST
3C2P	<i>If VEHICLE REMOVAL equals 2, then EXTENT OF DAMAGE must equal 6, 9.</i>
3D0P	If SPECIAL USE for any vehicle equals 2, then SCHOOL BUS RELATED must equal 1.
3E0P	If IMPACT POINT-INITIAL equals 00, then VEHICLE ROLE must not equal 1-3, 9.
3E1P	If IMPACT POINT-INITIAL equals 01-14, 99, then VEHICLE ROLE must not equal 0.
3E2P	If VEHICLE ROLE equals 1-3, 9, then IMPACT POINT-INITIAL must not equal 00.
3E3P	If VEHICLE ROLE equals 0, then IMPACT POINT-INITIAL must equal 00.
3G0P	If the first RELATED FACTORS-VEHICLE LEVEL equals 00, then the other factor must also equal 00.
3H0F	If DRIVER PRESENCE equals 1, then there must be one and only one Person Level form for that vehicle with PERSON TYPE equal to 01, or there must be no Person Level form for that vehicle with PERSON TYPE equal to 01 and at least two Person Level forms for that vehicle with PERSON TYPE equal to 09.
3I1P	If DRIVER'S LICENSE STATE equals 99, then all driver history counters PREVIOUS RECORDED CRASHES must equal 99.
3I2P	If DRIVER'S LICENSE STATE equals 99, then all driver history counters PREVIOUS RECORDED SUSPENSIONS AND REVOCATIONS must equal 99.
3I3P	If DRIVER'S LICENSE STATE equals 99, then all driver history counters PREVIOUS DWI CONVICTIONS must equal 99.
3I4P	If DRIVER'S LICENSE STATE equals 99, then all driver history counters PREVIOUS SPEEDING CONVICTIONS must equal 99.
3I5P	If DRIVER'S LICENSE STATE equals 99, then all driver history counters PREVIOUS OTHER HARMFUL MV CONVICTIONS must equal 99.

ERROR CODE	ERROR TEST
3J0P	If all counters equal 00, then DATE OF LAST CRASH , SUSPENSION, CONVICTION must equal 000000.
3J1P	If all counters equal 00, then DATE OF FIRST CRASH , SUSPENSION, CONVICTION must equal 000000.
3K0P	DATE OF LAST CRASH , SUSPENSION, CONVICTION must be less than or equal to CRASH DATE.
3L0P	If any RELATED FACTORS-DRIVER LEVEL equals 00, then all remaining RELATED FACTORS-DRIVER LEVEL must equal 00.
3M0F	If PERSON TYPE equals 01, then PROTECTION SYSTEM USE must not equal 04, 06, 10-12, 14.
3P0F	If PERSON TYPE equals 03-08, 10, 19, then INJURY SEVERITY should not equal 6.
3Q0F	If PERSON TYPE equals 02-03, 09, and BODY TYPE equals 01-16, 19-20, 22, 28-33, 39, 41-42, 50-52, 58-59, 65, 80-83, 88-92, 97, then SEATING POSITION must not equal 00, 50.
3R0P	If AIR BAG DEPLOYED does not equal 00 , then SEATING POSITION must not equal 41-55 .
3R2P	If SEATING POSITION equals 00, then AIR BAG DEPLOYED must equal 00.
3R3P	If SEATING POSITION equals 00, then PERSON TYPE must not equal 01-03, 09.
3S0P	If SEATING POSITION equals 55, then EJECTION must equal 8.
3U0P	If DEATH DATE equals CRASH DATE, and CRASH TIME is not equal to 9999, then DEATH TIME must not be less than CRASH TIME.
3W0P	If any RELATED FACTORS-PERSON LEVEL equals 00, then all subsequent factors must equal 00.
3X0F	If VEHICLE NUMBER is greater than 000 , then PERSON TYPE must not equal 04-08, 10, 19.

ERROR CODE	ERROR TEST
420P	If MANNER OF COLLISION equals 07-08, then there must be at least two vehicle forms with IMPACT POINT-INITIAL equal to 01-05, 07-11, 99.
421P	If NUMBER OF VEHICLE FORMS SUBMITTED equals 002 , and MANNER OF COLLISION equals 01, then IMPACT POINT-INITIAL for one vehicle should equal 12, and IMPACT POINT-INITIAL for the other vehicle should equal 06, 99.
422P	If NUMBER OF VEHICLE FORMS SUBMITTED equals 002 , and MANNER OF COLLISION equals 02, then IMPACT POINT-INITIAL for one vehicle should equal 12, and IMPACT POINT-INITIAL for the other vehicle should equal 12, 99.
423P	If NUMBER OF VEHICLE FORMS SUBMITTED equals 002 , and MANNER OF COLLISION equals 03-06, then IMPACT POINT- INITIAL for one vehicle should equal 01, 11-12, and IMPACT POINT- INITIAL for the other vehicle should equal 01-05, 07-11, 99.
424P	If NUMBER OF VEHICLE FORMS SUBMITTED equals 002 , and MANNER OF COLLISION equals 09, then IMPACT POINT-INITIAL for one vehicle should equal 06, and IMPACT POINT-INITIAL for the other vehicle should equal 01-05, 07-11, 99.
425P	If NUMBER OF VEHICLE FORMS SUBMITTED equals 002 , and MANNER OF COLLISION equals 10, then IMPACT POINT-INITIAL for one vehicle should equal 06, and IMPACT POINT-INITIAL for the other vehicle should equal 06, 99.
440F	If FIRST HARMFUL EVENT equals 08-09, 15, and RELATION TO TRAFFICWAY equals 01, then there must be at least one Person Level form with NON-OCCUPANT LOCATION equal to 01-04, 09-14,19, 99.
450F	If FIRST HARMFUL EVENT equals 08-09, 15, and RELATION TO TRAFFICWAY equals 07, then there must be at least one Person Level form with NON-OCCUPANT LOCATION equal to 14.
460F	If FIRST HARMFUL EVENT equals 08-09, 15, and RELATION TO TRAFFICWAY equals 02, then there must be at least one Person Level form with NON-OCCUPANT LOCATION equal to 05, 15.

ERROR CODE ERROR TEST

470F	If FIRST HARMFUL EVENT equals 08-09, 15, and RELATION TO TRAFFICWAY equals 03, 08, 10, then there must be at least one Person Level form with NON-OCCUPANT LOCATION equal to 05, 15, 18, 99.
480F	If FIRST HARMFUL EVENT equals 08-09, 15, and RELATION TO TRAFFICWAY equals 04, 06, then there must be at least one Person Level form with NON-OCCUPANT LOCATION equal to 05, 09, 16, 18-19, 99.
490F	If FIRST HARMFUL EVENT equals 08-09, 15, and RELATION TO TRAFFICWAY equals 05, then there must be at least one Person Level form with NON-OCCUPANT LOCATION equal to 17.
4A0P	If BODY TYPE equals 80-83, 88-89, then SPECIAL USE must not equal 1-3, 6-7.
4C1P	If NUMBER OF OCCUPANTS is 01-96 , BODY TYPE equals 01-05, 07-09, 14-15, 19, 97, VEHICLE TRAILING does NOT equal 0, then NUMBER OF OCCUPANTS must not be greater than 15.
4C2P	If NUMBER OF OCCUPANTS is 01-96 , BODY TYPE equals 06, 11, 16, VEHICLE TRAILING does NOT equal 0, then NUMBER OF OCCUPANTS must not be greater than 22.
4C3P	If NUMBER OF OCCUPANTS is 01-96 , BODY TYPE equals 12, VEHICLE TRAILING does NOT equal 0, then NUMBER OF OCCUPANTS must not be greater than 25.
4C4P	If NUMBER OF OCCUPANTS is 01-96 , BODY TYPE equals 80-83, 88-89, VEHICLE TRAILING does NOT equal 0, then NUMBER OF OCCUPANTS must not be greater than 5.
4C5P	If NUMBER OF OCCUPANTS is 01-96 , BODY TYPE equals 42, 73, VEHICLE TRAILING does NOT equal 0, then NUMBER OF OCCUPANTS must not be greater than 30.
4C6P	If NUMBER OF OCCUPANTS is 01-96 , BODY TYPE equals 60-65, 71-72, 79, VEHICLE TRAILING does NOT equal 0, then NUMBER OF OCCUPANTS must not be greater than 55.
4C7P	If NUMBER OF OCCUPANTS is 01-96 , BODY TYPE equals 66, VEHICLE TRAILING does NOT equal 0, then NUMBER OF OCCUPANTS must not be greater than 77.

ERROR CODE	ERROR TEST
4C8P	If NUMBER OF OCCUPANTS is 01-96 , BODY TYPE equals 91, VEHICLE TRAILING does NOT equal 0, then NUMBER OF OCCUPANTS must not be greater than 10.
4C9P	If NUMBER OF OCCUPANTS is 01-96 , BODY TYPE equals 90, VEHICLE TRAILING does NOT equal 0, then NUMBER OF OCCUPANTS must not be greater than 20.
4C0P	If NUMBER OF OCCUPANTS is 01-96 , BODY TYPE equals 99, VEHICLE TRAILING does NOT equal 0, then NUMBER OF OCCUPANTS must not be greater than 10.
4D0P	If SPECIAL USE equals 3, then BODY TYPE must equal 21 , 28-29, 50-52, 58-59.
4F1P	If NUMBER OF OCCUPANTS is 01-96 , and BODY TYPE equals 01-05, 07-09, 14-15, 19, 97, and VEHICLE TRAILING equals 0, then NUMBER OF OCCUPANTS must not be greater than 20 .
4F2P	If NUMBER OF OCCUPANTS is 01-96 , and BODY TYPE equals 06, 11, 16, and VEHICLE TRAILING equals 0, then NUMBER OF OCCUPANTS must not be greater than 22.
4F3P	If NUMBER OF OCCUPANTS is 01-96 , and BODY TYPE equals 12, and VEHICLE TRAILING equals 0, then NUMBER OF OCCUPANTS must not be greater than 25.
4F4P	If NUMBER OF OCCUPANTS is 01-96 , and BODY TYPE equals 80-83, 88-89, and VEHICLE TRAILING equals 0, then NUMBER OF OCCUPANTS must not be greater than 5.
4F5P	If NUMBER OF OCCUPANTS is 01-96 , and BODY TYPE equals 42, 73, and VEHICLE TRAILING equals 0, then NUMBER OF OCCUPANTS must not be greater than 30.
4F6P	If NUMBER OF OCCUPANTS is 01-96 , and BODY TYPE equals 60-65, 71-72, 79, and VEHICLE TRAILING equals 0, then NUMBER OF OCCUPANTS must not be greater than 55.
4F7P	If NUMBER OF OCCUPANTS is 01-96 , and BODY TYPE equals 66, and VEHICLE TRAILING equals 0, then NUMBER OF OCCUPANTS must not be greater than 50.

ERROR CODE ERROR TEST

4F8P	If NUMBER OF OCCUPANTS is 01-96 , and BODY TYPE equals 91, and VEHICLE TRAILING equals 0, then NUMBER OF OCCUPANTS must not be greater than 10.
4F9P	If NUMBER OF OCCUPANTS is 01-96 , and BODY TYPE equals 90, and VEHICLE TRAILING equals 0, then NUMBER OF OCCUPANTS must not be greater than 20.
4F0P	If NUMBER OF OCCUPANTS is 01-96 , and BODY TYPE equals 99, and VEHICLE TRAILING equals 0, then NUMBER OF OCCUPANTS must not be greater than 10.
4G0P	A RELATED FACTORS-VEHICLE LEVEL between 01 and 44 can be used only once per vehicle form.
4H0F	If DRIVER PRESENCE equals 0, 9 , then there must not be a Person Level form for that vehicle with PERSON TYPE equal to 01.
4H1P	If DRIVER HEIGHT/INCHES is less than 12, then DRIVER HEIGHT/FEET must not be blank.
4H2P	If DRIVER HEIGHT/INCHES is greater than 11, then DRIVER HEIGHT/FEET must equal 0.
4H3P	If DRIVER HEIGHT/FEET is 2-8, then DRIVER HEIGHT/INCHES must equal 00-11.
4H4P	If DRIVER HEIGHT/FEET equals 9, then DRIVER HEIGHT/INCHES must equal 99.
4H5P	If DRIVER HEIGHT/INCHES equals 99, then DRIVER HEIGHT/FEET must equal 9.
4H6P	If DRIVER HEIGHT/INCHES equals 98, then DRIVER HEIGHT/FEET must equal 0.
4H7P	If DRIVER HEIGHT/FEET is 0, then DRIVER HEIGHT/INCHES must equal 24-96, 98.
4J0P	If all counters are not blanks and the sum of all counters less than 98 is equal to 1, then DATE OF LAST CRASH , SUSPENSION, CONVICTION must equal DATE OF FIRST CRASH , SUSPENSION, CONVICTION.

ERROR CODE	ERROR TEST
4K0P	If Month of DATE OF LAST CRASH , SUSPENSION, CONVICTION equals 00, then Year (of same) must equal 0000.
4K1P	If Year of DATE OF LAST CRASH , SUSPENSION, CONVICTION equals 0000, then Month (of same) must equal 00.
4K2P	If Month of DATE OF FIRST CRASH , SUSPENSION, CONVICTION equals 00, then Year (of same) must equal 0000.
4K3P	If Year of DATE OF FIRST CRASH , SUSPENSION, CONVICTION equals 0000, then Month (of same) must equal 00.
4M0F	If PERSON TYPE equals 01-03, 09, then NON-OCCUPANT LOCATION must not equal 01-19, 99.
4N1P	If VEHICLE CONFIGURAION does not equal 00, then MOTOR CARRIER IDENTIFICATION NUMBER must not equal 00-000000000.
4N2P	If MOTOR CARRIER IDENTIFICATION NUMBER equals 00-000000000, then VEHICLE CONFIGURATION must equal 00.
4N4P	If MOTOR CARRIER IDENTIFICATION NUMBER does not equal 00-000000000, then BODY TYPE must equal 21, 28, 31, 40, 45, 48-52, 58-64, 66-67, 71-72, 78, 92-93, 99, or HM2 must equal 2.
4N5P	If BODY TYPE does not equal 21, 28, 31, 40, 45, 48-52, 58-64, 66-67, 71-72, 78, 92-93, or HM2 does not equal 2, then MOTOR CARRIER IDENTIFICATION NUMBER must equal 00-000000000, 99-999999999.
4Q0F	If PERSON TYPE equals 02-03, 09, and BODY TYPE equals 80-83, 88-89, then SEATING POSITION must not equal 00, 12 , 14 -19, 22-50.
4Q1F	If PERSON TYPE equals 02-03, and BODY TYPE equals 21, then SEATING POSITION must not equal 00, 50, 52.
4R0P	If SEATING POSITION equals 54, then VEHICLE TRAILING must not equal 0.

ERROR CODE	ERROR TEST
4S0P	If BODY TYPE equals 80-82, 83, 88-89, then EJECTION must equal 8.
4S1P	<i>If BODY TYPE equals 80-83, 88, 89 and HM1 does not equal 1 then COMPLIANCE WITH LICENSE ENDORSEMENTS MUST equal 0.</i>
4U0F	Each original submission must have at least one Person Level form with INJURY SEVERITY coded 4.
4V1F	If DEATH MONTH is not equal to 88 , 99 and not blanks, and DEATH DAY is not equal to 88 , 99 and not blanks, and DEATH YEAR is not equal to 8888, 9999 and not blanks , then DEATH DAY must be within 30 calendar days of the CRASH DATE .
4V2F	If CRASH MONTH equals 12, and DEATH MONTH equals 01, then DEATH YEAR must equal CRASH YEAR plus 1.
4V3F	If CRASH MONTH equals 12, then DEATH MONTH must equal 01, 12, 88 , 99, or blanks.
4V4F	If CRASH MONTH equals 02-11, and DEATH MONTH is not equal to 88 , 99 or blanks, then DEATH MONTH must equal CRASH MONTH or CRASH MONTH plus 1.
4V5F	If CRASH MONTH equals 01, and DEATH MONTH is not equal to 88 , 99 or blanks, then DEATH MONTH must equal CRASH MONTH or CRASH MONTH plus 1 or CRASH MONTH plus 2.
4V6P	If DEATH MONTH is not equal to blanks, then DEATH DAY and DEATH YEAR must not equal blanks.
4V7P	If DEATH DAY is not equal to blanks, then DEATH MONTH and DEATH YEAR must not equal blanks.
4V8P	If DEATH YEAR is not equal to blanks, then DEATH MONTH and DEATH DAY must not equal blanks.
4W0P	A RELATED FACTORS-PERSON LEVEL between 01 and 90 can be used only once per person form.
4X0F	If NON-OCCUPANT STRIKING VEHICLE NUMBER equals 000 , then PERSON TYPE must not equal 04-08, 10, 19.
4X1F	If PERSON TYPE equals 01-03, 09, then NON-OCCUPANT STRIKING VEHICLE NUMBER must equal 000 .

ERROR CODE	ERROR TEST
4Z0P	If SEQUENCE OF EVENTS equals 02, then FIRE OCCURRENCE for this vehicle must equal 1 or blank.
4Z1P	If UNIT TYPE equals 1 and FIRE OCCURRENCE equals 1 , then at least one SEQUENCE OF EVENTS must equal 02.
500F	If FIRST HARMFUL EVENT equals 01-11, 15-44, 46-53, 57, 60, then MANNER OF COLLISION must not equal 01-11, 99.
510F	If FIRST HARMFUL EVENT equals 12-14, 45, 54-55, then MANNER OF COLLISION must not equal 00.
520F	If FIRST HARMFUL EVENT equals 10, then TRAFFIC CONTROL DEVICE must not equal 01-09, 20-50, 98.
530F	If FIRST HARMFUL EVENT equals 08-09, 15, and RELATION TO TRAFFICWAY equals 09, then there must be at least one Person Level form with NON-OCCUPANT LOCATION equal to 09, 19, 99.
531F	If FIRST HARMFUL EVENT equals 08-09, 15, and RELATION TO TRAFFICWAY equals 11, then there must be at least one Person Level form with NON-OCCUPANT LOCATION equal to 11-13.
540F	If FIRST HARMFUL EVENT equals 02, then at least one vehicle must have FIRE OCCURRENCE equal to 1 or blank.
550F	If FIRST HARMFUL EVENT equals 08, then at least one person must have PERSON TYPE equal 05, 10.
560F	If FIRST HARMFUL EVENT equals 09, then at least one person must have PERSON TYPE equal to 06-07.
570F	If FIRST HARMFUL EVENT equals 05-06, 47, then at least one PERSON TYPE equal to 01-03, 09 must have INJURY SEVERITY equal to 1-5, or blank.
580F	If FIRST HARMFUL EVENT equals 14, then RELATION TO TRAFFICWAY must not equal 01.
590F	If FIRST HARMFUL EVENT equals 15, then at least one Person Level form must have a PERSON TYPE of 08.

ERROR CODE	ERROR TEST
5A0P	If UNIT TYPE equals 1, and BODY TYPE equals 80-83, 88-89, then ROLLOVER and LOCATION OF ROLLOVER must equal 0.
5B0P	If JACKKNIFE equals 0 and BODY TYPE equals 66, then VEHICLE TRAILING must not equal 1-4.
5D0P	If SPECIAL USE equals 4, then BODY TYPE must equal 01-12, 15-16, 19-22, 28-33, 39-41, 45, 48-50, 58-59, 60-64, 66-67, 71-72, 78-79, 90, 99.
5F0F	If NUMBER OF OCCUPANTS equals 00- 95 , and BODY TYPE does not equal 50-52, 58-59, then the number of Person Level forms for that vehicle must be less than or equal to the NUMBER OF OCCUPANTS.
5I0P	If NON-CDL LICENSE STATUS equals 0, then COMPLIANCE WITH LICENSE RESTRICTIONS must not equal 1-3, 9.
5J0P	If the sum of all counters less than 98 is greater than fifteen, then DATE OF LAST CRASH , SUSPENSION, CONVICTION must not equal DATE OF FIRST CRASH , SUSPENSION, CONVICTION.
5K0P	The Year of DATE OF FIRST CRASH , SUSPENSION, CONVICTION must be within three years of the Year of CRASH DATE.
5L0F	If any RELATED FACTORS-DRIVER LEVEL equals 20, then DRIVER PRESENCE must not equal 1, 9 .
5M0F	If PERSON TYPE equals 01, then all RELATED FACTORS-PERSON LEVEL must equal 00.
5N0F	If PERSON TYPE equals 02, then RELATED FACTORS-PERSON LEVEL must not equal 01-04, 10-11, 13, 19, 21, 23-24, 26-30, 33-53, 57-70, 72-83, 90-91.
5Q0F	If PERSON TYPE equals 02-03, and BODY TYPE equals 50-52, 58-59, then SEATING POSITION must not equal 00-50, 52-54, 99.
5S0P	If BODY TYPE equals 80-83, 88-89, then EXTRICATION must equal 0.

ERROR CODE	ERROR TEST
5T6P	If ALCHOL TEST STATUS equals 2 , and ALCOHOL TEST TYPE equals 98 , then ALCOHOL TEST RESULTS must equal 00-94, 97- 98 .
5T7P	If ALCOHOL TEST STATUS equals 0, 1, then ALCOHOL TEST TYPE must equal 00, and ALCOHOL TEST RESULT must equal 96.
5T8P	If ALCOHOL TEST STATUS equals 9, then ALCOHOL TEST TYPE and ALCOHOL TEST RESULT must equal 99.
5T9P	If ALCOHOL TEST STATUS equals 2, then ALCOHOL TEST TYPE must equal 01-10, 98, and ALCOHOL TEST RESULT must equal 00-94, 97-98.
5W0P	If RELATED FACTORS-PERSON LEVEL equals 18, then SEX must equal 2, and AGE must be greater than 012 .
5X0F	If NON-OCCUPANT STRIKING VEHICLE NUMBER equals 001-999 , then PERSON TYPE must not equal 01-03, 09.
5Y0F	If FIRST HARMFUL EVENT equals 08-09, 15, then NUMBER OF FORMS SUBMITTED FOR PERSONS NOT IN MOTOR VEHICLES must not equal 00.
5Z0F	If SEQUENCE OF EVENTS equals 08, then at least one person must have PERSON TYPE equal to 05, 10.
610P	If TRAFFIC CONTROL DEVICE equals 00, then TRAFFIC CONTROL DEVICE FUNCTIONING must equal 0.
640F	If TRAFFIC CONTROL DEVICE equal 30-31, 38-39, then RELATED FACTORS- CRASH LEVEL should equal 21.
641F	If RELATED FACTORS- CRASH LEVEL equals 21, then TRAFFIC CONTROL DEVICE should not equal 00.
642F	If TRAFFIC CONTROL DEVICE equals 00, then RELATED FACTORS- CRASH LEVEL should not equal 21.
650P	If TRAFFIC CONTROL DEVICE equals 60-80, then RAIL GRADE CROSSING IDENTIFIER must not equal 0000000.
660P	If TRAFFIC CONTROL DEVICE is not equal to 00, then TRAFFIC CONTROL DEVICE FUNCTIONING must not equal 0.

ERROR CODE	ERROR TEST
670F	If FIRST HARMFUL EVENT equals 12-14, 45, 54-55, then NUMBER OF VEHICLE FORMS SUBMITTED must be greater than 001 .
6A1P	If UNDERRIDE/OVERRIDE equals 1-8, then BODY TYPE must not equal 80-83, 88-91, and VEHICLE ROLE must equal 1, 3.
6D0P	If SPECIAL USE equals 5, then BODY TYPE must equal 01-12, 14-16, 19-22, 28-33, 39-41, 45, 48-49, 58-59, 60-64, 66-67, 71-72, 78-82, 88-90, 91, 97, 99.
6G0P	If RELATED FACTORS-VEHICLE LEVEL equals 32, then REGISTRATION STATE must not equal 00, 92.
6H0P	If DRIVER PRESENCE equals 0 , 9, then DRIVER'S ZIP CODE must be blank.
6I0P	If NON-CDL LICENSE STATUS equals 9, and COMMERCIAL MOTOR VEHICLE LICENSE STATUS equals 0, then COMPLIANCE WITH LICENSE RESTRICTIONS must not equal 1-3.
6K0P	If VIOLATION CHARGED equals 71, then RELATED FACTORS-DRIVER LEVEL must not equal 19.
6L0P	If COMPLIANCE WITH LICENSE RESTRICTIONS equals 1, and RELATED FACTORS-DRIVER LEVEL equals 19, then LICENSE COMPLIANCE WITH CLASS OF VEHICLE must equal 3.
6M0F	If PERSON TYPE equals 02-03, 09, then SEATING POSITION must not equal 00.
6Q0F	If PERSON TYPE equals 02-03, 09, and BODY TYPE equals 60-67, 71-72, 78-79, then SEATING POSITION must not equal 00, 31-49.
6S0P	If EJECTION equals 1, then EXTRICATION must not equal 1, 9.
6V0P	DEATH DATE must not be less than CRASH DATE.
6Z0F	If SEQUENCE OF EVENTS equals 09, then at least one person must have PERSON TYPE equal to 06-07.
730P	If RELATION TO JUNCTION equals 07, 14, then RELATION TO TRAFFICWAY must not equal 04-07, 99.

ERROR CODE	ERROR TEST
740P	If RELATION TO JUNCTION equals 07, 14, then TRAFFICWAY FLOW must equal 2-3.
750P	If RELATION TO JUNCTION equals 07, 14, then RAIL GRADE CROSSING IDENTIFIER must equal 0000000.
770P	If RELATION TO TRAFFICWAY equals 07, then RELATION TO JUNCTION must not equal 02, 05, 07, 10-19.
780P	If RELATION TO TRAFFICWAY equals 10, then RELATION TO JUNCTION must not equal 02, 04, 08, 10, 12.
7A0F	If FIRST HARMFUL EVENT equals 01, then ROLLOVER must equal 1-2, 9, or blank and LOCATION OF ROLLOVER must equal 1-6, 9 or blank for at least one vehicle, or BODY TYPE must equal 80-83, 88-89, or blank for at least one vehicle.
7B0F	If JACKKNIFE equals 2-3, then DRIVER PRESENCE must equal 1.
7D0P	If SPECIAL USE equals 6, then BODY TYPE must equal 11, 14-16, 19, 21-22, 28-29, 40-41, 45, 48-49, 61-62 , 64, 79, 97, 99.
7E0P	If INJURY SEVERITY equals 4, then DEATH CERTIFICATE NUMBER must NOT equal 0000-00-000000.
7E1P	If INJURY SEVERITY equals 4, then RACE must not equal 00.
7E2P	If INJURY SEVERITY equals 4, then HISPANIC ORIGIN must not equal 00.
7E3P	If INJURY SEVERITY does not equal 4, then RACE AND HISPANIC ORIGIN must equal 00.
7F0P	If DEATH CERTIFICATE NUMBER is not blank or 0000-00-000000, then INJURY SEVERITY must equal 4.
7F1P	If RACE equals 00, then INJURY SEVERITY must not equal 4.
7F2P	If HISPANIC ORIGIN equals 00, then INJURY SEVERITY must not equal 4.
7F3P	If RACE is not equal to 00, and HISPANIC ORIGIN is not equal to 00, then INJURY SEVERITY must equal 4.

ERROR CODE	ERROR TEST
7I0P	If COMPLIANCE WITH LICENSE RESTRICTIONS equals 1, and RELATED FACTORS-DRIVER LEVEL equals 19, then NON-CDL LICENSE STATUS must equal 6.
7K0P	If VIOLATIONS CHARGED equals 71, then NON-CDL LICENSE STATUS must equal 0, 1-2, or COMMERCIAL MOTOR VEHICLE LICENSE STATUS must equal 1-2, 5.
7L0P	Any RELATED FACTORS-DRIVER LEVEL can be used only once per driver form.
7L1P	A DRIVER'S VISION OBSCURED BY between 01-14, 97-98 can be used only once per driver form.
7M0F	If PERSON TYPE equals 03, and UNIT TYPE does not equal 4, then RELATED FACTORS-PERSON LEVEL must not equal 01-05, 10-13, 19, 26-30, 33-36, 38, 40-42, 44-45, 47-51, 53, 57-70, 72-83, 90.
7N0F	If PERSON TYPE equals 04-08, 10, 19, then SEATING POSITION must not equal 11-55, 99.
7P0F	If PERSON TYPE equals 01, then AGE must not be less than 002 .
7Q0F	If PERSON TYPE equals 09, and BODY TYPE equals 50-52, 58-59, then SEATING POSITION must not equal 00, 12-50, 52-54.
7R0P	If FATAL INJURY AT WORK equals 0-1, 9, then INJURY SEVERITY must equal 4.
7V0F	If DEATH YEAR equals 9999, then CRASH MONTH must not be 01-11.
7W0P	If FATAL INJURY AT WORK equals 8, then INJURY SEVERITY must not equal 4.
7Z0F	If SEQUENCE OF EVENTS equals 05-06, 47, then at least one occupant of this vehicle (PERSON TYPES 01-03, 09) must have INJURY SEVERITY equal to 1-5, or blank.
810P	If any RELATED FACTORS- CRASH LEVEL equals 05, then ROADWAY SURFACE CONDITION must equal 6.

ERROR CODE	ERROR TEST
840P	If any RELATED FACTORS- CRASH LEVEL equals 99, then all RELATED FACTORS- CRASH LEVEL must equal 99.
850P	If the first RELATED FACTORS- CRASH LEVEL equals 00, then all RELATED FACTORS- CRASH LEVEL must be 00. If the second equals 00, then the third must also.
860P	If any RELATED FACTORS- CRASH LEVEL is blank, then all RELATED FACTORS- CRASH LEVEL must be blanks.
870P	A RELATED FACTORS- CRASH LEVEL 01-07, 13-23 can be used only once per crash .
880F	If RELATED FACTORS- CRASH LEVEL equals 16, then there must be a Person Level form with PERSON TYPE equal to 04-08, 19.
890F	If RELATED FACTORS- CRASH LEVEL equals 15, then there must be a Person Level form with PERSON TYPE equal to 04-08, 10, 19.
8A1P	If any SEQUENCE OF EVENTS equals 00, then all remaining SEQUENCE OF EVENTS must equal 00.
8A2P	The first event of any SEQUENCE OF EVENTS must not equal 00.
8B0P	If JACKKNIFE equals 2-3, then VEHICLE MANEUVER must not equal 03-04, 06-08, 15.
8D0P	<i>If SPECIAL USE equals 8, then BODY TYPE must not equal 60-64, 66-67, 71-72, 78-79, 99.</i>
8I0P	If NON-CDL LICENSE STATUS equals 0-4, 9, then RELATED FACTORS-DRIVER LEVEL must not equal 19.
8J0P	If NON-CDL LICENSE TYPE equals 0, then NON-CDL LICENSE STATUS must equal 0.
8J1P	If NON-CDL LICENSE STATUS equals 0, then NON-CDL LICENSE TYPE must equal 0.
8J2P	If RELATED FACTORS-DRIVER LEVEL equals 73-74, then COMPLIANCE WITH LICENSE RESTRICTIONS must equal 2.

ERROR CODE	ERROR TEST
8K0P	If VIOLATIONS CHARGED equals 07-08, then HIT-AND-RUN must not equal 0.
8L0P	If LICENSE COMPLIANCE WITH CLASS OF VEHICLE equals 0-2, 9, then RELATED FACTORS-DRIVER LEVEL must not equal 19.
8L8P	If IMPACT POINT INITIAL or IMPACT POINT PRINCIPAL equals 18, then at least one SEQUENCE OF EVENTS should equal 54.
8M0F	If PERSON TYPE equals 04, then RELATED FACTORS-PERSON LEVEL must not equal 05, 11, 13, 19, 55, 88, 90.
8N0F	If PERSON TYPE equals 04-05, 08, 10, then PROTECTION SYSTEM USE must equal 00.
8N1F	If PERSON TYPE equals 06-08, then PROTECTION SYSTEM USE should equal 00, 06.
8P0P	If PERSON TYPE equals 01, and AGE is less than 008 , then BODY TYPE must not equal 01-12, 14-16, 19-22, 28-33, 39-42, 45, 48-52, 58-67, 71-72, 78-83, 89, 92-93.
8P1P	If PERSON TYPE equals 01, and AGE is less than 008 , then BODY TYPE should equal 88, 91.
8Q0F	If PERSON TYPE equals 08, then RELATED FACTORS-PERSON LEVEL must not equal 05, 11, 19, 23, 32, 88.
8S0P	If METHOD OF ALCOHOL DETERMINATION BY POLICE equals 9, then POLICE-REPORTED ALCOHOL INVOLVEMENT must equal 0-1, 8-9.
8T0F	If PROTECTION SYSTEM USE equals 06, then PERSON TYPE must equal 06-08.
8V0P	If DEATH YEAR equals 9999, then DEATH MONTH and DEATH DAY must equal 99.
8Z0F	If SEQUENCE OF EVENTS equals 15, then at least one Person Level form must have a PERSON TYPE code of 08.

ERROR CODE	ERROR TEST
900P	If BODY TYPE does not equal 91, and VEHICLE MODEL YEAR is a valid year and greater than or equal to 1980 and VEHICLE MODEL YEAR equals _____, then the 10th digit of the valid VEHICLE IDENTIFICATION NUMBER (VIN) should equal _____ (contact Headquarters for VIN Assistance).
910P	If any one of the fields MAKE, MODEL, BODY TYPE, MODEL YEAR, and VIN is blank, then the other four must also be blank.
921P	If MAKE is not 98, 99, and equals ____, and MODEL equals ____, then MODEL YEAR must equal ____, or CRASH YEAR plus 1.
930P	BODY TYPE is inconsistent with VIN.
960P	If MAKE is not 98, 99, and equals ____, and MODEL equals ____, then BODY TYPE must equal ____.
970P	If MODEL YEAR is known and is greater than 1990; and BODY TYPE equals 02-09, and SEATING POSITION equals 21, 23, 31, 33, then PROTECTION SYSTEM USE must equal 00, 01-04, 08, 10-14, 99.
980P	If MODEL YEAR is known and is greater than 1992; and BODY TYPE equals 01-16, 19-22, 28-33, 39-42, 45, 48-49, and SEATING POSITION equals 21, 23, 31, 33, 41, 43, then PROTECTION SYSTEM USE must equal 00, 01-04, 08, 10-14, 99.
990P	If any counter equals 99, then all counters and DATE OF LAST CRASH , SUSPENSION, CONVICTION and DATE OF FIRST CRASH , SUSPENSION, CONVICTION must equal 9999.
9A2P	If UNIT TYPE equals 2-3, then REGISTERED VEHICLE OWNER must equal 6.
9A3P	If UNIT TYPE equals 2-4, then DRIVER PRESENCE must equal 0.
9A5P	If PERSON TYPE equals 03, then UNIT TYPE must equal 2-4.
9A6P	If TRAVEL SPEED equals 000-151, 997-999 , then UNIT TYPE must equal 1.
9A7P	If VEHICLE MANEUVER equals 01-17, 98-99, then UNIT TYPE must equal 1.

ERROR CODE	ERROR TEST
9A8P	If CRASH AVOIDANCE MANEUVER equals 0-6, 8, then UNIT TYPE must equal 1.
9A9P	If ROLLOVER <i>or</i> LOCATION OF ROLLOVER does not equal blank , then UNIT TYPE must equal 1.
9B0P	If JACKKNIFE equals 0-3, then UNIT TYPE must equal 1.
9B1P	If VEHICLE REMOVAL equals 1-4, 9, then UNIT TYPE must equal 1.
9B2P	If SEQUENCE OF EVENTS equals 01-55, 60-67, 99, then UNIT TYPE must equal 1.
9B3P	If UNDERRIDE/OVERRIDE equals 7, then there must be at least one vehicle with UNIT TYPE equal to 1.
9B4P	If UNDERRIDE/OVERRIDE equals 8, then there must at least one vehicle with UNIT TYPE equal 2-4.
9B5P	If UNIT TYPE equals 2, 3, then UNDERRIDE/OVERRIDE must equal 0.
9B6P	If UNIT TYPE equals 2-4, then VEHICLE ROLE should not equal 0.
9B7P	If UNIT TYPE equals 2-4, then PERSON TYPE of all occupants of this vehicle must equal 03.
9B9P	If any SEQUENCE OF EVENTS equals 55, then there must be at least one other vehicle with UNIT TYPE equal to 1.
9C0P	If FIRST HARMFUL EVENT equals 55, then there must be at least one vehicle with UNIT TYPE equal to 1.
9C1P	If UNIT TYPE equals 4, then RELATED FACTORS-VEHICLE LEVEL must not equal 39.
9G0P	If TRAVEL SPEED equals 000 , then VEHICLE MANEUVER must equal 04, 98-99.
9J0P	If LICENSE COMPLIANCE WITH CLASS OF VEHICLE equals 0-1, then COMPLIANCE WITH LICENSE RESTRICTIONS must not equal 1-3, 9.

ERROR CODE	ERROR TEST
9K0P	If HM2 equals 2, then REGISTRATION STATE must not equal 00.
9M0F	If PERSON TYPE equals 05, then RELATED FACTORS-PERSON LEVEL must not equal 12-13, 21, 23-24, 26-30, 32-36, 40, 42, 44-53, 57-59, 68-70, 73-83, 88.
9N0F	If PERSON TYPE equals 04-08, 10, 19, then AIR BAG DEPLOYED must equal 00.
9P0F	If PERSON TYPE equals 04-08, 10, 19, then EXTRICATION must not equal 1, 9.
9V0P	If DEATH MONTH equals 99, then DEATH DAY must equal 99.
A010	If STATE equals 02, and LIGHT CONDITION equals 4, then CRASH TIME should equal 0300- 1000 , 9999.
A020	If STATE equals 02, and LIGHT CONDITION equals 5, then CRASH TIME should equal 1500-2359 , 9999.
A030	If CRASH MONTH equals 05-09, then ATMOSPHERIC CONDITIONS should not equal 3-4.
A040	If CRASH MONTH equals 05-09, then ROADWAY SURFACE CONDITION should not equal 3-4.
A050	If CRASH TIME equals 0900- 1600 , then LIGHT CONDITION should not equal 2- 6 .
A060	If CRASH TIME equals 2300- 0400 , then LIGHT CONDITION should not equal 1, 4-5, 9.
A070	If NOTIFICATION TIME EMS is not 8888 , 9998 or 9999, then NOTIFICATION TIME EMS should not be more than 120 minutes later than CRASH TIME.
A080	If DRIVER PRESENCE equals 0 , FIRST HARMFUL EVENT equals 12-13, and NUMBER OF VEHICLE FORMS SUBMITTED equals 002 , then one RELATED FACTORS-DRIVER LEVEL should equal 20.
A090	If NUMBER OF VEHICLE FORMS SUBMITTED is greater than 001 , then there should be at least one vehicle with TRAVEL SPEED of 001-151 , 997-999 , or blanks.

ERROR CODE	ERROR TEST
A100	If FIRST HARMFUL EVENT is not equal to 02, 04-05, 10, 16, 18, then there should be one vehicle with TRAVEL SPEED of 001-151, 997-999 , or blanks.
A110	If FIRST HARMFUL EVENT equals 10, then ROADWAY FUNCTION CLASS should not equal 01, 11-12.
A130	If ROADWAY FUNCTION CLASS equals 01-02, 11-13, and RELATION TO JUNCTION does not equal 05, 11, 13, then NUMBER OF TRAVEL LANES should not equal 1.
A140	If ROADWAY FUNCTION CLASS equals 01-02, 11-12, and RELATION TO JUNCTION does not equal 10-11, then TRAFFICWAY FLOW should not equal 4-5, 9.
A150	If ROADWAY FUNCTION CLASS equals 01, 11-12, then RELATION TO JUNCTION should not equal 02-04, 06, 08.
A160	If ROADWAY FUNCTION CLASS equals 01-02, 04, 11-12, 13, 15, then ROADWAY SURFACE TYPE should not equal 3-5, 8.
A170	If ROADWAY SURFACE TYPE equals 5, then ROADWAY FUNCTION CLASS should not equal 01-03, 11-15.
A180	If ROADWAY FUNCTION CLASS equals 01, 11, then SPECIAL JURISDICTION should not equal 1-5, 8-9.
A190	If ROADWAY FUNCTION CLASS equals 12, then SPECIAL JURISDICTION should not equal 4.
A200	If RELATION TO JUNCTION equals 07, 14, then ROADWAY FUNCTION CLASS should not equal 04-06, 16.
A210	If ROADWAY FUNCTION CLASS equals 01, 11-12, and RELATION TO JUNCTION does not equal to 10-11, 13, then TRAFFIC CONTROL DEVICE should not equal 01-03, 07, 20, 40, 50, 80.
A220	If ROADWAY FUNCTION CLASS equals 01, 11, and RELATION TO JUNCTION does not equal 10-11, 13, then SPEED LIMIT should not equal 05-40.
A230	If SEQUENCE OF EVENTS equals 10, then ROADWAY FUNCTION CLASS should not equal 01, 11.

ERROR CODE	ERROR TEST
A240	If ROADWAY FUNCTION CLASS equals 01, 11, and RELATION TO JUNCTION does not equal 10-11, 13, then TRAVEL SPEED should not equal 005-040 .
A280	If ROUTE SIGNING equals 1, then SPECIAL JURISDICTION should not equal 1-5, 8-9.
A290	If ROUTE SIGNING equals 1, then RELATION TO JUNCTION should not equal 02-04, 06, 08.
A291	If RELATION TO JUNCTION equals 07, 14, then ROUTE SIGNING should not equal 5-6.
A300	If ROUTE SIGNING equals 1, then TRAFFICWAY FLOW should not equal 1, 4-5.
A310	If ROUTE SIGNING equals 1, and RELATION TO JUNCTION does not equal 11, 13, then NUMBER OF TRAVEL LANES should not equal 1.
A320	If ROUTE SIGNING equals 1, and RELATION TO JUNCTION does not equal 11, 13, then SPEED LIMIT should not equal 05-40.
A330	If ROUTE SIGNING equals 1-2, then ROADWAY SURFACE TYPE should not equal 3-5, 8.
A340	If ROUTE SIGNING equals 1, and RELATION TO JUNCTION equals 01, then TRAFFIC CONTROL DEVICE should equal 00.
A350	If ROUTE SIGNING equals 1, then FIRST HARMFUL EVENT should not equal 10.
A360	If RELATION TO JUNCTION equals 07, 14, then ROUTE SIGNING should not equal 4.
A370	If FIRST HARMFUL EVENT equals 99, then MANNER OF COLLISION should not equal 00, 01-11.
A390	If FIRST HARMFUL EVENT equals 17, 19-43, 52-53, 57, then RELATION TO TRAFFICWAY should not equal 01, 07, 11.
A400	If FIRST HARMFUL EVENT equals 13, then RELATION TO JUNCTION should not equal 02-06, 08, 10-13.

ERROR CODE ERROR TEST

A410	If RELATION TO JUNCTION equals 07, 14, then FIRST HARMFUL EVENT should not equal 08-10, 14-15, 55.
A420	If FIRST HARMFUL EVENT equals 10, then RELATION TO JUNCTION should equal 06.
A440	If RELATION TO JUNCTION equals 06, then TRAFFIC CONTROL DEVICE should equal 60-80.
A450	If SEQUENCE OF EVENTS equals 10, then RELATION TO JUNCTION should equal 06.
A460	If SEQUENCE OF EVENTS equals 13, then RELATION TO JUNCTION should not equal 02-06, 08, 10-13.
A470	If TRAFFICWAY FLOW equals 1-3, 5, then NUMBER OF TRAVEL LANES should not equal 1.
A481	If TRAFFICWAY FLOW equals 6, then NUMBER OF TRAVEL LANES should equal 1.
A490	If TRAFFICWAY FLOW equals 2-3, 5, then ROADWAY SURFACE TYPE should not equal 4-5, 8.
A500	If NUMBER OF TRAVEL LANES equals 3-7, then ROADWAY SURFACE TYPE should not equal 4-5, 8.
A510	If any AMOSPHERIC CONDITIONS equals 2-4, then ROADWAY SURFACE CONDITION should not equal 1, 8-9.
A520	If SEQUENCE OF EVENTS equals 10, then TRAFFIC CONTROL DEVICE should not equal 01-09, 20-50, 98.
A530	If VEHICLE MANEUVER equals 10-11, then TRAFFIC CONTROL DEVICE should equal 01-03.
A540	If NOTIFICATION TIME EMS is not 8888 , 9998, or 9999, and ARRIVAL TIME EMS is not 8888 , 9997, 9998, 9999, then ARRIVAL TIME EMS should not be more than 120 minutes later than NOTIFICATION TIME EMS.
A550	If ARRIVAL TIME EMS is not 8888 , 9997, 9998, or 9999, and EMS TIME AT HOSPITAL is not 8888 , 9997, 9998, 9999, then EMS TIME AT HOSPITAL should not be more than 60 minutes later than ARRIVAL TIME EMS.

ERROR CODE	ERROR TEST
A551	If EMS TIME AT HOSPITAL equals 8888 , 9997, 9998, then TRANSPORTED FOR TREATMENT BY should not equal 1, for any PERSON.
A560	If NOTIFICATION TIME EMS is not 8888 , 9998, or 9999, and EMS TIME AT HOSPITAL is not 8888 , 9997, 9998, 9999, then EMS TIME AT HOSPITAL should not be more than 180 minutes later than NOTIFICATION TIME EMS.
A610	If RELATION TO JUNCTION equals 05, 13, then TRAFFICWAY FLOW should equal 6.
A611	If TRAFFICWAY FLOW equals 6, then RELATION TO JUNCTION should equal 05, 13.
A700	If SPEED LIMIT is greater than 65, then ROUTE SIGNING should equal 1-4.
A720	If ROADWAY FUNCTION CLASS equals 01-02, 11-12, and NUMBER OF TRAVEL LANES equals 1, 3, then TRAFFICWAY FLOW should not equal 1.
A770	If FIRST HARMFUL EVENT equals 46, then TRAFFIC CONTROL DEVICE should equal 01-04.
A780	If FIRST HARMFUL EVENT equals 46, then TRAFFIC CONTROL DEVICE should not equal 00.
A790	If FIRST HARMFUL EVENT equals 46, then RELATION TO JUNCTION should not equal 01, 07, 14.
A800	If FIRST HARMFUL EVENT equals 46, then RELATION TO TRAFFICWAY should not equal 01-02, 05, 07, 11.
A810	If FIRST HARMFUL EVENT equals 46, and RELATION TO JUNCTION does not equal 10-11, 13, then ROADWAY FUNCTION CLASS should not equal 01, 11.
A820	If FIRST HARMFUL EVENT equals 46, and RELATION TO JUNCTION does not equal 10-11, 13, then ROUTE SIGNING should not equal 1.
A830	If FIRST HARMFUL EVENT equals 46, then SPEED LIMIT should be less than 55.

ERROR CODE	ERROR TEST
A840	If ROUTE SIGNING equals 7, then ROADWAY FUNCTION CLASS should equal 01-02, 11-13.
A850	If ROADWAY FUNCTION CLASS equals 02, 12, and ROUTE SIGNING equals 2, then NATIONAL HIGHWAY SYSTEM should equal 1.
A860	If NATIONAL HIGHWAY SYSTEM equals 1, then ROADWAY FUNCTION CLASS should equal 01-02, 11-13.
A870	If RELATION TO TRAFFICWAY equals 07, then NUMBER OF TRAVEL LANES should not equal 1.
A880	If RELATION TO TRAFFICWAY equals 07, then TRAFFICWAY FLOW should not equal 2-3, 5.
A881	If RELATION TO TRAFFICWAY equals 11, then TRAFFICWAY FLOW should equal 5.
A882	If RELATION TO TRAFFICWAY equals 07, and TRAFFICWAY FLOW does not equal 6, then ROUTE SIGNING should not equal 1.
A883	If RELATION TO TRAFFICWAY equals 07, then ROADWAY FUNCTION CLASS should not equal 01, 11-12.
A890	If RELATION TO JUNCTION equals 01, then TRAFFIC CONTROL DEVICE should not equal 01-03.
A900	If SPEED LIMIT equals 60, 65, then ROADWAY FUNCTION CLASS should not equal 05-06, 14-16.
A910	If ROADWAY FUNCTION CLASS equals 03-06, 14-16, then NATIONAL HIGHWAY SYSTEM should equal 0, 9.
A920	If NATIONAL HIGHWAY SYSTEM equals 0, 9, then ROADWAY FUNCTION CLASS should not equal 02, 12, and ROUTE SIGNING should not equal 2.
AB1P	If VEHICLE CONFIGURATION equals 01, then CARGO BODY TYPE must NOT equal 22 .
AC0A	If RELATION TO JUNCTION equals 02-03, 10-11, then the second TRAFFICWAY IDENTIFIER should not be all blank.

ERROR CODE	ERROR TEST
AC1A	If FIRST HARMFUL EVENT equals 54, then MANNER OF COLLISION should equal 11.
AD0P	If VEHICLE CONFIGURATION equals 04, 06-08, then VEHICLE TRAILING must not equal 0.
AE0P	If VEHICLE CONFIGURATION equals 05 and CARGO BODY TYPE does not equal 12 , then VEHICLE TRAILING must equal 0.
AE1P	If VEHICLE CONFIGURATION equals 05-08, then BODY TYPE must equal 66.
AF1P	If VEHICLE CONFIGURATION equals 20, then CARGO BODY TYPE must equal 22 .
AF2P	If VEHICLE CONFIGURATION equals 20-21, then BODY TYPE must equal 20-21, 50-52, 58-59.
AH0P	If VEHICLE CONFIGURATION does not equal 00, 99, then BODY TYPE should equal 15-16, 21, 28, 31, 40-41, 45, 48-52, 58-64, 66-67, 71-72, 78, 92-93, or HM2 must equal 2.
AH1P	If BUS USE equals 8, then BODY TYPE must equal 50-59.
AK00	If CARGO BODY TYPE equals 22 , 96, then JACKKNIFE should equal 0.
AL0P	If CARGO BODY TYPE equals 22 , then BODY TYPE must equal 21, 50-52, 58-59.
AL1P	If SEQUENCE OF EVENTS equals 51, 62, then VEHICLE TRAILING must not equal 0.
AL2P	If SEQUENCE OF EVENTS equals 45, then WORK ZONE should equal 1-4.
AL4P	If MOST HARMFUL EVENT equals 01, and BODY TYPE does not equal 80-83, 88-89, then at least one SEQUENCE OF EVENTS must equal 01, and ROLLOVER must equal 1-2, 9 , and LOCATION OF ROLLOVER must equal 1-6, 9 .
AL5P	If UNIT TYPE equals 1, then at least one event in the SEQUENCE OF EVENTS must equal the MOST HARMFUL EVENT.

ERROR CODE	ERROR TEST
AL6P	If MOST HARMFUL EVENT equals __, and UNIT TYPE equals 1, then at least one event in the SEQUENCE OF EVENTS must equal __.
AL7P	If FIRST HARMFUL EVENT equals __, then at least one SEQUENCE OF EVENTS must equal __ for at least one vehicle.
AL8P	If SEQUENCE OF EVENTS equals 51, then JACKKNIFE must equal 2-3.
AM0P	If CARGO BODY TYPE does not equal 00, 99, then BODY TYPE should equal 15-16, 21, 28, 31, 40-41, 45, 48-52, 58-64, 66-67, 71-72, 78, 92-93, or HM2 must equal 2.
AM1P	If FIRST HARMFUL EVENT equals 54, or SEQUENCE OF EVENTS equals 54 for any vehicle, then one RELATED FACTORS- CRASH LEVEL must equal 14.
AM2P	If FIRST HARMFUL EVENT, MOST HARMFUL EVENT or SEQUENCE OF EVENTS equals 25 or 57, then TRAFFICWAY FLOW should equal 3.
AN0P	If TRAVEL SPEED equals 000 , then CRASH AVOIDANCE MANEUVER must not equal 1-5.
AP0P	If REGISTERED VEHICLE OWNER equals 0, then REGISTRATION STATE must equal 00, 92.
AQ0P	If REGISTRATION STATE equals 00, 92, then REGISTERED VEHICLE OWNER must equal 0, 5-6.
AR0P	If SPECIAL USE equals 4, then REGISTERED VEHICLE OWNER must not equal 0, 1-2, 4.
AS0P	If RELATED FACTORS-VEHICLE LEVEL equals 32, then REGISTERED VEHICLE OWNER must not equal 0.
AT00	An ATMOSPHERIC CONDITIONS 1-9 can be used only once per crash .
AT10	If first ATMOSPHERIC CONDITIONS equals 1, 9, then second ATMOSPHERIC CONDITIONS must equal 0.
AT20	If first ATMOSPHERIC CONDITIONS equals 1-8, then second ATMOSPHERIC CONDITIONS must not equal 9.

ERROR CODE	ERROR TEST
AT30	First ATMOSPHERIC CONDITIONS must not equal 0.
AV0P	If REGISTERED VEHICLE OWNER equals 3-4, then REGISTRATION STATE must not equal 99.
AZ0P	If CRASH AVOIDANCE MANEUVER equals 1-5, then TRAVEL SPEED must not equal 000 .
AZ1P	If UNIT TYPE equals 1, and FIRE OCCURRENCE equals 1, then at least one SEQUENCE OF EVENTS must equal 02.
BA0P	If EJECTION equals 0, 8, then EJECTION PATH must equal 0.
BB0P	If EJECTION equals 1- 3 , 9, then EJECTION PATH must equal 1-9, or blanks.
BC0P	If EJECTION PATH equals 1-9, then EJECTION must equal 1- 3 , 9.
BE0P	If BODY TYPE equals 80-83, 88-89, then EJECTION PATH must equal 0.
BF0F	If PERSON TYPE equals 04-08, 10, 19, then EJECTION PATH must equal 0.
BI0P	If DRIVER'S LICENSE STATE equals 99, then COMPLIANCE WITH LICENSE ENDORSEMENTS must not equal 1-2.
BJ0P	If DRIVER PRESENCE equals 0 , 9, then COMPLIANCE WITH LICENSE ENDORSEMENTS must be blank.
BK0P	If LICENSE COMPLIANCE WITH CLASS OF VEHICLE equals 1, then COMPLIANCE WITH LICENSE ENDORSEMENTS must not equal 1-3, 9.
BL0P	If COMPLIANCE WITH LICENSE ENDORSEMENTS equals 1, and any RELATED FACTORS-DRIVER LEVEL equals 19, then LICENSE COMPLIANCE WITH CLASS OF VEHICLE must equal 3.
BN0P	If DRIVER PRESENCE equals 0 , 9, then COMMERCIAL MOTOR VEHICLE LICENSE STATUS must be blank.
BP0P	If PERSON TYPE equals 01-03, 09, then AIR BAG DEPLOYED must not equal 00.

ERROR CODE	ERROR TEST
BQ0P	If METHOD OF DRUG DETERMINATION BY POLICE equals 8, then POLICE-REPORTED DRUG INVOLVEMENT must equal 0, 1, 8-9.
BR0P	If METHOD OF DRUG DETERMINATION BY POLICE equals 1-7, then POLICE-REPORTED DRUG INVOLVEMENT must equal 0, 1, 8.
BT1P	If DRUG TEST STATUS equals 0, 1, then all DRUG TEST TYPE must equal 0, and all DRUG TEST RESULT must equal 000.
BT2P	If DRUG TEST STATUS equals 9, then all DRUG TEST TYPE must equal 9, and all DRUG TEST RESULT must equal 999.
BT3P	If DRUG TEST STATUS equals 2, then at least one DRUG TEST TYPE must equal 1-8, and one corresponding DRUG TEST RESULT must equal 001, 100-295, 300-395, 400-495, 500-595, 600-695, 700-795, 800-895, 900-995, 996-998.
BY0P	DRIVER'S ZIP CODE must be a valid code, blanks, 00000 or 99999.
BZ0P	If RELATED FACTORS-DRIVER LEVEL equals 93-98, then DRIVER PRESENCE must equal 1.
CB0P	If REGISTERED VEHICLE OWNER equals 6, then DRIVER PRESENCE must equal 0.
CC0P	If COMMERCIAL MOTOR VEHICLE LICENSE STATUS equals 0, 9, then COMPLIANCE WITH LICENSE ENDORSEMENTS must not equal 1.
CG0P	If LICENSE COMPLIANCE WITH CLASS OF VEHICLE equals 0, then COMPLIANCE WITH LICENSE ENDORSEMENTS must not equal 1, 3.
CI0P	If VEHICLE TRAILING equals 1-4, then JACKKNIFE must not equal 0.
CJ00	If PREVIOUS RECORDED CRASHES equals 98, then DRIVER'S LICENSE STATE should equal 09, 13, 30, 35.

ERROR CODE	ERROR TEST
CK0P	If PERSON TYPE equals 07, then RELATED FACTORS-PERSON LEVEL must not equal 09, 11-13, 19, 32, 53, 69-70, 88, 90.
CL0P	If PERSON TYPE equals 09, then RELATED FACTORS-PERSON LEVEL must not equal 01-04, 11, 13, 19, 21, 23-24, 26-30, 33-42, 44-45, 47-53, 56, 60-70, 72-83, 90, 91.
CM0P	If PERSON TYPE equals 19, then RELATED FACTORS-PERSON LEVEL must not equal 11, 19, 53, 69-70, 88.
CSI1	NUMBER OF VEHICLE FORMS must equal the actual number of Vehicle Level forms for this case.
CSI2	There must be exactly one Driver Level form corresponding to each Vehicle Level form.
CSI3	NUMBER OF PERSON FORMS SUBMITTED must equal the actual number of Person Level forms for this case.
CSI4	NUMBER OF FORMS SUBMITTED FOR PERSONS NOT IN MOTOR VEHICLES must equal the actual number of persons not in motor vehicles in this case.
CSI5	If VEHICLE NUMBER at the Person Level is greater than 000 , then VEHICLE NUMBER at the Person Level must equal a VEHICLE NUMBER at the Vehicle Level.
CSI6	For each VEHICLE NUMBER, PERSON NUMBERS must be consecutive, beginning with 001 and with no gaps.
CSI7	PERSON NUMBERS for persons not in motor vehicles must be consecutive, beginning with 001 and with no gaps.
D010	If DRIVER'S LICENSE STATE equals 96-97, then PREVIOUS RECORDED CRASHES should equal 99.
D020	If DRIVER'S LICENSE STATE equals 96-97, then PREVIOUS RECORDED SUSPENSIONS AND REVOCATIONS should equal 99.
D030	If DRIVER'S LICENSE STATE equals 96-97, then PREVIOUS DWI CONVICTIONS should equal 99.

ERROR CODE	ERROR TEST
D040	If DRIVER'S LICENSE STATE equals 96-97, then PREVIOUS SPEEDING CONVICTIONS should equal 99.
D050	If DRIVER'S LICENSE STATE equals 96-97, then PREVIOUS OTHER HARMFUL MV CONVICTIONS should equal 99.
D060	If NON-CDL LICENSE STATUS equals 1-4, 6, or COMMERCIAL MOTOR VEHICLE LICENSE STATUS equals 1-8, and PERSON TYPE equals 01, then AGE should not be less than 015 .
D080	If VIOLATION CHARGED equals 01-98, then RELATED FACTORS-DRIVER LEVEL should not all equal 00, 99.
D090	If VIOLATIONS CHARGED equals 11-19, and PERSON TYPE equals 01, 03, then POLICE-REPORTED ALCOHOL INVOLVEMENT should equal 1, or POLICE-REPORTED DRUG INVOLVEMENT should equal 1.
D100	If NON-CDL LICENSE STATUS equals 9, then all driver history counters PREVIOUS RECORDED CRASHES should equal 99.
D110	If NON-CDL LICENSE STATUS equals 9, then all driver history counters PREVIOUS RECORDED SUSPENSIONS AND REVOCATIONS should equal 99.
D120	If NON-CDL LICENSE STATUS equals 9, then all driver history counters PREVIOUS DWI CONVICTIONS should equal 99.
D130	If NON-CDL LICENSE STATUS equals 9, then all driver history counters PREVIOUS SPEEDING CONVICTIONS should equal 99.
D140	If NON-CDL LICENSE STATUS equals 9, then all driver history counters PREVIOUS OTHER HARMFUL MV CONVICTIONS should equal 99.
D150	If the sum of all counters less than 98 is greater than five but less than fifteen, then DATE OF LAST CRASH , SUSPENSION, CONVICTION should not equal DATE OF FIRST CRASH , SUSPENSION, CONVICTION.
D160	If NON-CDL LICENSE STATUS does not equal 9, or COMMERCIAL MOTOR VEHICLE LICENSE STATUS does not equal 9, then DRIVER'S ZIP CODE should not equal 99999.

ERROR CODE	ERROR TEST
D170	If DRIVER'S LICENSE STATE does not equal 93-97, 99 , then DRIVER'S ZIP CODE should not equal 99999.
D260	If NON-CDL LICENSE STATUS equals 9, or COMMERCIAL MOTOR VEHICLE LICENSE STATUS equals 9, then COMPLIANCE WITH LICENSE RESTRICTIONS should not equal 0.
D270	If BODY TYPE equals 50-52, 63, 66, 72, or HM1 equals 2, then COMMERCIAL MOTOR VEHICLE LICENSE STATUS should not equal 0.
D280	If VEHICLE CONFIGURATION equals 05-08, 21, or HM1 equals 2, then COMMERCIAL MOTOR VEHICLE LICENSE STATUS should not equal 0.
D300	If HM2 equals 2, then COMMERCIAL MOTOR VEHICLE LICENSE STATUS should not equal 0, 9.
D310	If HM2 equals 2, then COMPLIANCE WITH LICENSE ENDORSEMENTS should equal 1-3.
D320	If DRIVER'S LICENSE STATE does not equal 93-97, 99 , then DRIVER'S ZIP CODE should be a valid zip code for DRIVER'S LICENSE STATE.
D330	If DRIVER PRESENCE equals 0 , and REGISTRATION STATE is not equal to 00, 92, 99, then REGISTERED VEHICLE OWNER should equal 3-6.
D340	If NON-CDL LICENSE STATUS equals 1-4, 6, 9, or COMMERCIAL MOTOR VEHICLE LICENSE STATUS equals 1-9, then LICENSE COMPLIANCE WITH CLASS OF VEHICLE should not equal 0.
D350	If VIOLATIONS CHARGED equals 71, then NON-CDL LICENSE STATUS should not equal 0, 3, 6, 9.
D380	If NON-CDL LICENSE STATUS equals 9, then LICENSE COMPLIANCE WITH CLASS OF VEHICLE should equal 1, 9.
D390	If NON-CDL LICENSE STATUS equals 0, then LICENSE COMPLIANCE WITH CLASS OF VEHICLE should not equal 2-3, 8-9.

ERROR CODE	ERROR TEST
D400	If NON-CDL LICENSE STATUS equals 0-4, then LICENSE COMPLIANCE WITH CLASS OF VEHICLE should not equal 3, 8-9.
D410	If LICENSE COMPLIANCE WITH CLASS OF VEHICLE equals 0, then COMPLIANCE WITH LICENSE ENDORSEMENTS should not equal 1-3, 9.
D420	If COMMERCIAL MOTOR VEHICLE LICENSE STATUS equals 0, then COMPLIANCE WITH LICENSE ENDORSEMENTS should not equal 1-3.
D430	If COMPLIANCE WITH LICENSE ENDORSEMENTS equals 1-3, then COMMERCIAL MOTOR VEHICLE LICENSE STATUS should not equal 0.
D440	If COMMERCIAL MOTOR VEHICLE LICENSE STATUS equals 0, then BODY TYPE should not equal 50-52, 63, 66, 72, and HM2 should not equal 2.
D450	If COMMERCIAL MOTOR VEHICLE LICENSE STATUS equals 0, then VEHICLE CONFIGURATION should not equal 05-08, 21, and HM2 should not equal 2.
D460	If COMMERCIAL MOTOR VEHICLE LICENSE STATUS equals 9, then COMPLIANCE WITH LICENSE ENDORSEMENTS should equal 0, 3, 9.
D470	If any RELATED FACTORS-DRIVER LEVEL equals 37, then at least one RELATED FACTORS- CRASH LEVEL should equal 20.
D480	If DRIVER'S LICENSE STATE equals 09, 13, 30, 35, then PREVIOUS RECORDED CRASHES should equal 98.
D500	If VIOLATIONS CHARGED equals 05, then at least one RELATED FACTORS- CRASH LEVEL should equal 20.
D520	If VIOLATIONS CHARGED equals 33, 41-42, 49, then VEHICLE MANEUVER should equal 10-14.
D530	If VIOLATIONS CHARGED equals 36, then RELATION TO JUNCTION should equal 06.
D540	If VIOLATIONS CHARGED equals 53-55, 59, then VEHICLE MANEUVER should equal 05.

ERROR CODE	ERROR TEST
D550	If VIOLATIONS CHARGED equals 61, 69, then VEHICLE MANEUVER should equal 16.
D560	If VIOLATIONS CHARGED equals 66, then BODY TYPE should equal 80-83, 88-89.
D570	If VIOLATIONS CHARGED equals 83, then not all occupants of this vehicle should have PROTECTION SYSTEM USE equal 01-05, 08, 10-12.
D580	If VIOLATIONS CHARGED equals 85, then HM1 should equal 2.
D590	If VIOLATIONS CHARGED equals 91, then VEHICLE MANEUVER should equal 07.
D5A0	<i>If VIOLATIONS CHARGED equals 21-25, 29, then SPEED RELATED must equal 1.</i>
D600	If DRIVER HEIGHT/INCHES is greater than 11, then DRIVER HEIGHT/INCHES should not be less than 48.
D610	If DRIVER HEIGHT/FEET is not blank, then DRIVER HEIGHT/FEET should not be less than 3.
D620	If NON-CDL LICENSE TYPE equals 7, then AGE (for the driver) should equal 014-016 .
D630	If NON-CDL LICENSE TYPE equals 2, then AGE (for the driver) should equal 015-017 .
D640	If AGE equals 014-017 , and PERSON TYPE equals 01, then NON-CDL LICENSE TYPE should equal 2, 7.
D650	If AGE equals 018-120 , and PERSON TYPE equals 01, then NON-CDL LICENSE TYPE should equal 1.
D680	If NON-CDL LICENSE TYPE does not equal 0, 9, then NON-CDL LICENSE STATUS should not equal 0, 9.
D690	If NON-CDL LICENSE TYPE equals 2, 7, and COMPLIANCE WITH LICENSE RESTRICTIONS equals 2, then RELATED FACTORS-DRIVER LEVEL should equal 73-74.

ERROR CODE ERROR TEST

D700	If NON-CDL LICENSE TYPE equals 1, and COMPLIANCE WITH LICENSE RESTRICTIONS equals 2, then RELATED FACTORS-DRIVER LEVEL should equal 74.
D710	If DRIVER'S LICENSE STATE equals 02, 04, 09, 15, 20-21, 30, 38, 40, 56, then NON-CDL LICENSE TYPE should not equal 2.
D730	If RELATED FACTORS-DRIVER LEVEL equals 73, then COMPLIANCE WITH LICENSE RESTRICTIONS should equal 2, and NON-CDL LICENSE TYPE should equal 2, 7.
E01P	If NOTIFICATION TIME EMS equals 9998, then ARRIVAL TIME EMS must equal 9998, and EMS TIME AT HOSPITAL must equal 8888 or 9998.
E02P	If ARRIVAL TIME EMS equals 9998, then EMS TIME AT HOSPITAL must equal 8888 or 9998.
E03P	If ARRIVAL TIME EMS equals 8888 , then NOTIFICATION TIME EMS and EMS TIME AT HOSPITAL must equal 8888 .
E04P	If NOTIFICATION TIME EMS equals 8888 , then ARRIVAL TIME EMS and EMS TIME AT HOSPITAL must equal 8888 .
E05P	If EMS TIME AT HOSPITAL equals 9997, then ARRIVAL TIME AT HOSPITAL must equal 9997.
E06P	If ARRIVAL TIME EMS equals 9997, then EMS TIME AT HOSPITAL must equal 9997.
E07P	If ARRIVAL TIME EMS equals 9997, then NOTIFICATION TIME EMS must not equal 8888 , 9998.
E08P	If NOTIFICATION TIME EMS is not 8888 , 9998, and EMS TIME AT HOSPITAL is not 8888 , 9997, 9998, then ARRIVAL TIME EMS must not equal 9997 or 9998.
FA0F	If FIRST HARMFUL EVENT equals blank, case status is flawed.
FD0F	If DRIVER PRESENCE is blank, case status is flawed.
FP0F	If PERSON TYPE is blank, case status is flawed.

ERROR CODE	ERROR TEST
G01P	If STATE is ____ and GLOBAL POSITION - LATITUDE (degrees) is not equal to 88, 99 or blank, then LATITUDE (degrees) must be equal to, or greater than (<u>1d</u>) and LATITUDE (degrees) must not be greater than (<u>2d</u>).
G02P	If STATE is ____ and GLOBAL POSITION - LATITUDE (degrees) equals (<u>1d</u>), then LATITUDE (minutes) must be equal to, or greater than (<u>1s</u>).
G03P	If STATE is ____ and GLOBAL POSITION - LATITUDE (degrees) equals (<u>2d</u>), then LATITUDE (minutes) must not be greater than (<u>2s</u>).
G04P	If STATE is ____ and GLOBAL POSITION - LONGITUDE (degrees) is not equal to 888, 999 or blank, then LONGITUDE (degrees) must be equal to, or greater than, (<u>3d</u>) and LONGITUDE (degrees) must not be greater than (<u>4d</u>).
G05P	If STATE is ____ and GLOBAL POSITION - LONGITUDE (degrees) equals (<u>3d</u>), then LONGITUDE (minutes) must be equal to, or greater than (<u>3s</u>).
G06P	If STATE is ____ and GLOBAL POSITION - LONGITUDE (degrees) equals (<u>4d</u>), then LONGITUDE (minutes) must not be greater than (<u>4s</u>).
G07P	If any part of GLOBAL POSITION - LATITUDE (degrees, minutes or seconds) is all 8's, then all parts of LATITUDE must be all 8's.
G08P	If any part of GLOBAL POSITION - LONGITUDE (degrees, minutes or seconds) is all 8's, then all parts of LONGITUDE must be all 8's.
G09P	If any part of GLOBAL POSITION - LATITUDE (degrees, minutes or seconds) is all 9's, then all parts of LATITUDE must be all 9's.
G10P	If any part of GLOBAL POSITION - LONGITUDE (degrees, minutes or seconds) is all 9's, then all parts of LONGITUDE must be all 9's.
G11P	If any part of GLOBAL POSITION - LATITUDE (degrees, minutes or seconds) is blank, then all parts of LATITUDE must be blank.

ERROR CODE	ERROR TEST
G12P	If any part of GLOBAL POSITION - LONGITUDE (degrees, minutes or seconds) is blank, then all parts of LONGITUDE must be blank.
P010	If PERSON TYPE equals 01, then AGE should not be less than 012 .
P020	If PERSON TYPE equals 02-03, 09, and PROTECTION SYSTEM USE equals 04, 10-12, then AGE should be less than 010 , or equal to 999 .
P030	If PERSON TYPE equals 01, then SEATING POSITION should not equal 12-19.
P040	If PERSON TYPE equals 02, 09, then SEATING POSITION should not equal 11.
P050	If EJECTION equals 1, then PROTECTION SYSTEM USE should not equal 01-04, 08, 10-12.
P060	If SEATING POSITION equals 12, 18, 22, 28, 32, 38, 42, 48, 50-55, then PROTECTION SYSTEM USE should not equal 01, 03.
P071	If PERSON TYPE equals 02, 04-08, 10 , and INJURY SEVERITY does not equal 4, then ALCOHOL TEST STATUS should not equal 9 , ALCOHOL TEST TYPE should not equal 99, and ALCOHOL TEST RESULT should not equal 99.
P072	If PERSON TYPE equals 02-03, and INJURY SEVERITY equals 0, and ALCOHOL TEST RESULT equals 96, then POLICE-REPORTED ALCOHOL INVOLVEMENT should equal 0, 8.
P073	If PERSON TYPE equals 02, 04-08, 10, and INJURY SEVERITY does not equal 4, then DRUG TEST STATUS and any DRUG TEST TYPE should not equal 9, and any DRUG TEST RESULTS should not equal 999.
P080	ALCOHOL TEST RESULTS should not equal 34-94 .
P090	If TRANSPORTED FOR TREATMENT BY equals 1-4, then INJURY SEVERITY should not be blank, 0, 9.
P091	If TRANSPORTED FOR TREATMENT BY equals 1, then EMS TIME AT HOSPITAL should not equal 8888 , 9997, 9998.

ERROR CODE	ERROR TEST
P092	If TRANSPORTED FOR TREATMENT BY equals 0, then INJURY SEVERITY should not equal 3.
P110	If METHOD OF ALCOHOL DETERMINATION BY POLICE equals 1-5, 8, then POLICE-REPORTED ALCOHOL INVOLVEMENT should equal 0, 1.
P120	If CRASH AVOIDANCE MANEUVER equals 2, then INJURY SEVERITY for driver of this vehicle should not equal 4.
P130	If BODY TYPE equals 60-67, 71-72, 78-79, and PERSON TYPE equals 01, 03, and INJURY SEVERITY equals 4, then FATAL INJURY AT WORK should equal 1.
P140	If POLICE-REPORTED DRUG INVOLVEMENT equals 8-9, then METHOD OF DRUG DETERMINATION BY POLICE should equal 8.
P150	If POLICE-REPORTED DRUG INVOLVEMENT equals 1, then DRUG TEST RESULTS should not equal 000.
P160	If POLICE-REPORTED DRUG INVOLVEMENT equals 1, and METHOD OF DRUG DETERMINATION BY POLICE equals 2, then not all DRUG TEST RESULTS should equal 001.
P170	If METHOD OF DRUG DETERMINATION BY POLICE equals 1-7, then POLICE-REPORTED DRUG INVOLVEMENT should equal 0, 1.
P180	If PERSON TYPE equals 01, and AGE is less than 009 , then BODY TYPE should not equal 90.
P190	If PERSON TYPE equals 01-05, 09, then PROTECTION SYSTEM USE should not equal 06.
P200	If POLICE-REPORTED ALCOHOL INVOLVEMENT equals 8-9, then METHOD OF ALCOHOL DETERMINATION BY POLICE should equal 9.
P300	If POLICE-REPORTED ALCOHOL INVOLVEMENT equals 1, and INJURY SEVERITY equals 4, then ALCOHOL TEST STATUS should not equal 0-1 .
P50P	If DIED AT SCENE/EN ROUTE equals 7, then TRANSPORTED FOR TREATMENT BY must equal 0.

ERROR CODE	ERROR TEST
P510	If EMS TIME AT HOSPITAL equals 8888 , 9997, 9998, then DIED AT SCENE/EN ROUTE should not equal 8 for any PERSON.
P51P	If DIED AT SCENE/EN ROUTE equals 8, then TRANSPORTED FOR TREATMENT BY must equal 1-4.
P520	If CRASH DATE and DEATH DATE are the same, and CRASH TIME AND DEATH TIME are the same, then TRANSPORTED FOR TREATMENT BY should equal 0, and DIED AT SCENE/EN ROUTE should equal 7.
P52P	If DIED AT SCENE/EN ROUTE equals 9, then TRANSPORTED FOR TREATMENT BY must equal 9.
P53P	If INJURY SEVERITY equals 0-3, 5-6, then DIED AT SCENE/EN ROUTE must equal 0.
P54P	If DIED AT SCENE/EN ROUTE equals 8, then EMS TIME AT HOSPITAL should not equal 8888 , 9997, 9998.
P55P	If TRANSPORTED FOR TREATMENT BY equals 9, then DIED AT SCENE/EN ROUTE must equal 0, 9.
U010	UNLIKELY: SPECIAL JURISDICTION equals 4-5.
U020	UNLIKELY: FIRST HARMFUL EVENT equals 02, 04, 06, 20, 51, 60.
U030	UNLIKELY: MANNER OF COLLISION equals 10-11.
U040	UNLIKELY: REGISTRATION STATE equals 97.
U050	UNLIKELY: SPECIAL USE equals 2-4, 6.
U060	UNLIKELY: VEHICLE ROLE equals 9.
U070	UNLIKELY: More than one vehicle with HIT-AND-RUN equal to 1.
U120	UNLIKELY: AGE should not be greater than 094 .
U130	UNLIKELY: SEATING POSITION equals 41-43, 48.
U150	UNLIKELY: NON-OCCUPANT LOCATION equals 14, 16.

ERROR CODE	ERROR TEST
U160	UNLIKELY: INJURY SEVERITY equals 6.
U170	UNLIKELY: PROTECTION SYSTEM USE equals 01.
U180	UNLIKELY: SCHOOL BUS RELATED equals 1.
U210	UNLIKELY: PREVIOUS RECORDED CRASHES is greater than 5 and less than 98.
U220	UNLIKELY: PREVIOUS RECORDED SUSPENSIONS AND REVOCATIONS is greater than 10 and less than 98.
U230	UNLIKELY: PREVIOUS DWI CONVICTIONS is greater than 5 and less than 98.
U240	UNLIKELY: PREVIOUS SPEEDING CONVICTIONS is greater than 5 and less than 98.
U250	UNLIKELY: PREVIOUS OTHER HARMFUL MV CONVICTIONS is greater than 5 and less than 98.
U260	UNLIKELY: DRIVER HEIGHT is less than 3 feet or greater than 7 feet, verify data.
U280	UNLIKELY: DRIVER HEIGHT is less than 36 inches or greater than 84 inches, verify data.
U290	UNLIKELY: DRIVER WEIGHT is less than 50 lbs. or greater than 399 lbs., verify data.
V010	MODEL YEAR should not be less than 1940.
V020	If VEHICLE TRAILING equals 1, then BODY TYPE should not equal 50-52, 80-83, 88-91.
V030	If either RELATED FACTORS-VEHICLE LEVEL equals 12, 15, 17, 19, then BODY TYPE should not equal 80-83, 88-89.
V031	If RELATED FACTORS-VEHICLE LEVEL equals 39, then BODY TYPE should not equal 01, 12-13, 32-33, 42, 50-52, 58-59, 65, 73, 80-83, 88-92.
V032	If RELATED FACTORS-VEHICLE LEVEL equals 40, then BODY TYPE should not equal 01, 12-13, 32-33, 42, 50-52, 58-59, 60-67, 71-73, 78, 80-83, 88-93.

ERROR CODE ERROR TEST

V040	If either RELATED FACTORS-VEHICLE LEVEL equals 15, 17, 19, then BODY TYPE should not equal 91.
V050	If PERSON TYPE equals 01-03, 09, and PROTECTION SYSTEM USE equals 05, 15, then BODY TYPE should equal 80-83, 88-91.
V051	If BUS USE equals 1-3, then BODY TYPE should equal 20-21, 29, 50-59.
V052	If BUS USE equals 4, then BODY TYPE should equal 29, 51-52, 58-59.
V053	If BUS USE equals 5, then BODY TYPE should equal 20-21, 29, 50-59.
V054	If BUS USE equals 6-7, then BODY TYPE should equal 20-21, 29, 51-59.
V055	If BUS USE equals 0, then BODY TYPE should not equal 50-59, and SPECIAL USE should not equal 2-3.
V056	If SPECIAL USE equals 2, then BUS USE must equal 1-3.
V057	If SPECIAL USE equals 3, then BUS USE must equal 4-7, 9.
V060	If SPECIAL USE equals 4, then REGISTRATION STATE should not equal 00-02, 04-06, 08-13, 15-51, 53-56, 92-93, 95-97, 99.
V070	If HM1 equals 2, then REGISTRATION STATE should not equal 92.
V080	If TRAVEL SPEED equals 000 , then VEHICLE ROLE should not equal 1.
V090	If HM1 equals 2, then COMMERCIAL MOTOR VEHICLE LICENSE STATUS should equal 6, 9.
V100	If HM1 equals 2, and RELATED FACTORS-DRIVER LEVEL does not equal 19, then COMMERCIAL MOTOR VEHICLE LICENSE STATUS should not equal 1-2, 5.
V110	If either RELATED FACTORS-VEHICLE LEVEL equals 15, then VEHICLE TRAILING should not equal 0.

ERROR CODE	ERROR TEST
V120	If DRIVER PRESENCE equals 0 , then VEHICLE ROLE should not equal 0, 9.
V130	If RELATED FACTORS-DRIVER LEVEL equals 33-35, then VEHICLE MANEUVER should equal 05.
V150	If RELATED FACTORS-DRIVER LEVEL equals 27, then VEHICLE MANEUVER should equal 16.
V160	If RELATED FACTORS-DRIVER LEVEL equals 54, then VEHICLE MANEUVER should equal 04.
V16P	If RELATED FACTORS-DRIVER LEVEL equals 88, then VEHICLE TRAILING must not equal 0, 9.
V170	If NUMBER OF OCCUPANTS is 01-96 , and VEHICLE TRAILING equals 0, and BODY TYPE equals 01-05, 07-09, 14-15, 19, 97, then NUMBER OF OCCUPANTS should not be greater than 8.
V180	If NUMBER OF OCCUPANTS is 01-96 , and VEHICLE TRAILING equals 0, and BODY TYPE equals 06, 11, 16, then NUMBER OF OCCUPANTS should not be greater than 12.
V190	If NUMBER OF OCCUPANTS is 01-96 , and VEHICLE TRAILING equals 0, and BODY TYPE equals 12, then NUMBER OF OCCUPANTS should not be greater than 15.
V200	If NUMBER OF OCCUPANTS is 01-96 , and VEHICLE TRAILING equals 0, and BODY TYPE equals 80-83, 88-89, then NUMBER OF OCCUPANTS should not be greater than 2.
V210	If NUMBER OF OCCUPANTS is 01-96 , and VEHICLE TRAILING equals 0, and BODY TYPE equals 42, 73, then NUMBER OF OCCUPANTS should not be greater than 12.
V220	If NUMBER OF OCCUPANTS is 01-96 , and VEHICLE TRAILING equals 0, and BODY TYPE equals 60-65, 71-72, 79, then NUMBER OF OCCUPANTS should not be greater than 12.
V230	If NUMBER OF OCCUPANTS is 01-96 , and VEHICLE TRAILING equals 0, and BODY TYPE equals 66, then NUMBER OF OCCUPANTS should not be greater than 5.

ERROR CODE ERROR TEST

V240	If NUMBER OF OCCUPANTS is 01-96 , and VEHICLE TRAILING equals 0, and BODY TYPE equals 91, then NUMBER OF OCCUPANTS should not be greater than 2.
V250	If NUMBER OF OCCUPANTS is 01-96 , and VEHICLE TRAILING equals 0, and BODY TYPE equals 90, then NUMBER OF OCCUPANTS should not be greater than 8.
V260	If NUMBER OF OCCUPANTS is, 01-96 , and VEHICLE TRAILING equals 0, and BODY TYPE equals 99, then NUMBER OF OCCUPANTS should not be greater than 5.
V270	Possible error in VIN character types or number of characters.
V280	Possible error in VIN digit check
V300	Possible error in VIN Production Number.
V320	If BODY TYPE equals 50-52, 58-66, 71-79 and SEATING POSITION does not equal 11 , then AIR BAG DEPLOYED should equal 00 .
V330	If SCHOOL BUS RELATED equals 1, then BODY TYPE of at least one of the involved vehicles should equal 50 (School Bus) or SPECIAL USE for at least one involved vehicle should equal 2 - Vehicle Used as School Bus, and BUS USE for at least one vehicle should equal 1-3.
V340	If NUMBER OF OCCUPANTS is 01-96 , and BODY TYPE equals 01-05, 07-09, 14-15, 19, 97, and VEHICLE TRAILING does NOT equal 0, then NUMBER OF OCCUPANTS should not be greater than 8.
V350	If NUMBER OF OCCUPANTS is 01-96 , and BODY TYPE equals 06, 11, 16, and VEHICLE TRAILING does NOT equal 0, then NUMBER OF OCCUPANTS should not be greater than 12.
V360	If NUMBER OF OCCUPANTS is 01-96 , and BODY TYPE equals 12, and VEHICLE TRAILING does NOT equal 0, then NUMBER OF OCCUPANTS should not be greater than 15.
V370	If NUMBER OF OCCUPANTS is 01-96 , and BODY TYPE equals 80-83, 88-89, and VEHICLE TRAILING does NOT equal 0, then NUMBER OF OCCUPANTS should not be greater than 2.

ERROR CODE	ERROR TEST
V380	If NUMBER OF OCCUPANTS is 01-96 , and BODY TYPE equals 42, 73, and VEHICLE TRAILING does NOT equal 0, then NUMBER OF OCCUPANTS should not be greater than 12.
V390	If NUMBER OF OCCUPANTS is 01-96 , and BODY TYPE equals 60-65, 71-72, 79, and VEHICLE TRAILING does NOT equal 0, then NUMBER OF OCCUPANTS should not be greater than 12.
V400	If NUMBER OF OCCUPANTS is 01-96 , and BODY TYPE equals 66, and VEHICLE TRAILING does NOT equal 0, then NUMBER OF OCCUPANTS should not be greater than 5.
V410	If NUMBER OF OCCUPANTS is less than 01-96 , and BODY TYPE equals 91, and VEHICLE TRAILING does NOT equal 0, then NUMBER OF OCCUPANTS should not be greater than 2.
V420	If NUMBER OF OCCUPANTS is 01-96 , and BODY TYPE equals 90, and VEHICLE TRAILING does NOT equal 0, then NUMBER OF OCCUPANTS should not be greater than 8.
V430	If NUMBER OF OCCUPANTS is 01-96 , and BODY TYPE equals 99, and VEHICLE TRAILING does NOT equal 0, then NUMBER OF OCCUPANTS should not be greater than 5.
V440	If BODY TYPE equals 50, then SCHOOL BUS RELATED should equal 1.
V450	If NUMBER OF VEHICLE FORMS SUBMITTED equals 002 , and VEHICLE ROLE of both vehicles equals 1, then MANNER OF COLLISION should equal 02.
V46P	If VEHICLE CONFIGURATION equals 21, then BODY TYPE must equal 21, 50-52, 58-59.
V470	If VEHICLE CONFIGURATION equals 01, then CARGO BODY TYPE should be 01-05, 07, 12, 96.
V47P	If VEHICLE CONFIGURATION equals 21, then CARGO BODY TYPE must equal 22 .
V502	If GVWR/GCWR equals 0, and HM1 equals 1, then VEHICLE CONFIGURATION and CARGO BODY TYPE must equal 00.
V503	If GVWR/GCWR equals 1, then HM2 should equal 2, or VEHICLE CONFIGURATION should equal 20-21.

ERROR CODE ERROR TEST

V504	If GVWR/GCWR equals 1, then BODY TYPE should equal 01-22, 28-39, 41-49.
V505	If GVWR/GCWR equals 9, then BODY TYPE should not equal 61-63, 66-67.
V506	If BODY TYPE equals 60, then GVWR/GCWR should equal 2.
V507	If BODY TYPE equals 01-20, 28-30, 32-39, 45-49, then GVWR/GCWR should equal 0-1.
V50P	If BODY TYPE equals 61-62, 67, 71, and VEHICLE CONFIGURATION does not equal 04, then GVWR/GCWR must equal 2, 9. (See GVWR/GCWR Remarks on how to use PCVina to determine GVWR.)
V510	If TRAVEL SPEED equals 000 , then CRASH AVOIDANCE MANEUVER should not equal 6.
V51P	If BODY TYPE equals 63, 66, 72, then GVWR/GCWR must equal 3. (See GVWR/GCWR Remarks on how to use PCVina to determine GVWR.)
V520	If TRAVEL SPEED equals 000 , then CRASH AVOIDANCE MANEUVER should equal 0.
V52P	If BODY TYPE equals 64, then GVWR/GCWR must equal 9. (See GVWR/GCWR Remarks on how to use PCVina to determine GVWR.)
V530	If JACKKNIFE equals 2-3, then CRASH AVOIDANCE MANEUVER should not equal 0, 8.
V531	If BUS USE equals 1-7, then VEHICLE CONFIGURATION should equal 20-21, and CARGO BODY TYPE should equal 22 .
V532	If VEHICLE CONFIGURATION equals 01-08, 19, then GVWR/GCWR should equal 2-3, 9.
V540	If BODY TYPE equals 42, 65, 73, and HM1 equals 1, then GVWR/GCWR should equal 0.
V550	If REGISTRATION STATE equals 93- 94 , then REGISTERED VEHICLE OWNER should equal 3-4.

ERROR CODE	ERROR TEST
V55P	If VEHICLE CONFIGURATION equals 80, then BODY TYPE must equal 01-13.
V560	If SPECIAL USE equals 4, then REGISTERED VEHICLE OWNER should equal 3, and REGISTRATION STATE should equal 94 .
V56P	If VEHICLE CONFIGURATION equals 70, then BODY TYPE must equal 14-22, 28-49.
V570	If HM1 equals 2, then REGISTERED VEHICLE OWNER should not equal 0, 1-2, 4.
V57P	If VEHICLE CONFIGURATION equals 05, then CARGO BODY TYPE must equal 12, 96, and BODY TYPE must equal 66.
V580	If HM1 equals 2, then REGISTERED VEHICLE OWNER should equal 3.
V58P	If VEHICLE CONFIGURATION equals 04, then BODY TYPE must not equal 66.
V590	If RELATED FACTORS-VEHICLE LEVEL equals 32, then REGISTERED VEHICLE OWNER should equal 1-3.
V592	If RELATED FACTORS-VEHICLE LEVEL equals 37, then REGISTRATION STATE should not equal 00, 92.
V593	If RELATED FACTORS-VEHICLE LEVEL equals 37, then REGISTERED VEHICLE OWNER should not equal 0.
V59P	If VEHICLE CONFIGURATION equals 06, then BODY TYPE must equal 66, and VEHICLE TRAILING must equal 1.
V600	If REGISTERED VEHICLE OWNER equals 9, then REGISTRATION STATE should equal 99.
V60P	If VEHICLE CONFIGURATION equals 07, then BODY TYPE must equal 66, and VEHICLE TRAILING must equal 2.
V61P	If VEHICLE CONFIGURATION equals 08, then BODY TYPE must equal 66, and VEHICLE TRAILING must equal 3.
V620	If CRASH MONTH is between January and August, then the VEHICLE MODEL YEAR should NOT be greater than the CRASH YEAR (contact Coding Assistance).

ERROR CODE	ERROR TEST
V62P	If CARGO BODY TYPE equals 01-12, 97-98, and VEHICLE IDENTIFICATION NUMBER is not Blank or Unknown, then GVWR/GCWR must equal 2-3.
V630	If REGISTRATION STATE equals 00, 92, then REGISTERED VEHICLE OWNER should NOT equal 5.
V640	If VEHICLE CONFIGURATION does not equal 00, 99, then BODY TYPE should not equal 28, 30, 42, 45, 48-49.
V64P	If BODY TYPE equals 60-64, 66-72, 78, then GVWR/GCWR must not equal 0-1.
V65P	If GVWR/GCWR equals 2-3, then VEHICLE CONFIGURATION must not equal 00 and CARGO BODY TYPE must not equal 00.
V660	If CARGO BODY TYPE does not equal 00, 99, then BODY TYPE should not equal 28, 30, 42, 45, 48-49.
V670	If REGISTERED VEHICLE OWNER equals 1-2, then REGISTRATION STATE should NOT equal 99.
V68P	If CARGO BODY TYPE equals 12, then VEHICLE TRAILING must equal 5.
V74P	If ROLLOVER equals 1-2, 9, or LOCATION OF ROLLOVER equals 1-6, 9 , then at least one SEQUENCE OF EVENTS should equal 01.
V75P	<i>If ROLLOVER is not blank, then LOCATION OF ROLLOVER must not be blank.</i>
V76P	<i>If ROLLOVER is blank, then LOCATION OF ROLLOVER must be blank.</i>
V77P	<i>If ROLLOVER equals 1-2, 9, then LOCATION OF ROLLOVER must equal 1-6, 9.</i>
V78P	<i>If ROLLOVER equals 0, then LOCATION OF ROLLOVER must equal 0.</i>
V750	If UNDERRIDE/OVERRIDE equals 1-3, then FIRST HARMFUL EVENT or at least one SEQUENCE OF EVENTS (for this vehicle) should equal 12- 14, 45, 55 .

ERROR CODE	ERROR TEST
V760	If UNDERRIDE/OVERRIDE equals 4-6, then FIRST HARMFUL EVENT or at least one SEQUENCE OF EVENTS (for this vehicle) should equal 14, 45.
V770	If UNDERRIDE/OVERRIDE equals 7, then FIRST HARMFUL EVENT or at least one SEQUENCE OF EVENTS (for this vehicle) should equal 12-13, 55.
V780	If UNDERRIDE/OVERRIDE equals 8, then FIRST HARMFUL EVENT or at least one SEQUENCE OF EVENTS (for this vehicle) should equal 14, 45.
V790	If BODY TYPE equals 20, then VEHICLE CONFIGURATION should equal 00, and CARGO BODY TYPE should equal 00.
V800	If BODY TYPE equals 21-22, 28-29, then VEHICLE CONFIGURATION should equal 00, 04, 20-21, 70, 99, and CARGO BODY TYPE should equal 00-01, 22 , 99.
V810	If BODY TYPE equals 67, and VEHICLE TRAILING equals 1-4, then VEHICLE CONFIGURATION should equal 04, and CARGO BODY TYPE should equal 01, 03-04, 09.
V830	If BODY TYPE equals 40, then VEHICLE CONFIGURATION should equal 01, 03-04, 19-20, 70, and CARGO BODY TYPE should equal 01-04, 07, 09, 12, 96-98.
V840	If BODY TYPE equals 50-59, then VEHICLE CONFIGURATION should equal 21, and CARGO BODY TYPE should equal 22 .
V850	If BODY TYPE equals 60, then VEHICLE CONFIGURATION should equal 01, 03-04, and CARGO BODY TYPE should equal 01.
V860	If BODY TYPE equals 61-64, then VEHICLE CONFIGURATION should equal 01-04, and CARGO BODY TYPE should equal 01-10, 12, 96-98.
V870	If BODY TYPE equals 65, then VEHICLE CONFIGURATION should equal 00, and CARGO BODY TYPE should equal 00.
V880	If BODY TYPE equals 66, then VEHICLE CONFIGURATION should equal 05-08,19, and CARGO BODY TYPE should equal 01-04, 06-12, 96-98.

ERROR CODE	ERROR TEST
V890	If BODY TYPE equals 71-72, then VEHICLE CONFIGURATION should equal 19, and CARGO BODY TYPE should equal 01-04, 08, 10, 96-98.
V900	If BODY TYPE equals 73, then VEHICLE CONFIGURATION should equal 00, and CARGO BODY TYPE should equal 00.
V910	If BODY TYPE equals 78, then VEHICLE CONFIGURATION should equal 19, and CARGO BODY TYPE should equal 98.
V915	If BODY TYPE equals 67, and VEHICLE TRAILING equals 0, then VEHICLE CONFIGURATION should equal 01, and CARGO BODY TYPE should equal 97.
V90P	<i>If HIT-AND-RUN equals 1, then UNIT TYPE for at least two vehicles should equal 1, or PERSON TYPE for at least one person should equal 03-08, 10, 19.</i>
V920	If BODY TYPE equals 79, then VEHICLE CONFIGURATION should equal 99, and CARGO BODY TYPE should equal 99.
V922	If MAKE equals 98, 99, and MODEL equals ____, then MODEL YEAR should equal ____.
V930	If VEHICLE CONFIGURATION equals 00, or CARGO BODY TYPE equals 00, then BODY TYPE should not equal 50-64, 66-72, 78-79.
V940	If HM1 equals 2, then VEHICLE CONFIGURATION should not equal 00, 99 and CARGO BODY TYPE should not equal 00, 99.
V950	If vehicle MODEL YEAR is less than 1994, and SEATING POSITION equals 31, 33, 39, then PROTECTION SYSTEM USE should not equal 01, 03, and BODY TYPE should equal 12, 15-16, 19-21.
V960	If REGISTRATION STATE equals 99, then REGISTERED VEHICLE OWNER should equal 5-6, 9.
V961	If MAKE equals 98, 99, and MODEL equals ____, then BODY should equal ____.
V980	If BODY TYPE equals 28, 45, 48-52, 58-64, 66-67, 71-72, 78, 93, or HM1 equals 2, then MOTOR CARRIER IDENTIFICATION NUMBER should not equal 00-000000000.

ERROR CODE	ERROR TEST
V981	If VEHICLE CONFIGURATION equals 00, then MOTOR CARRIER IDENTIFICATION NUMBER should equal 00-000000000.
V982	If MOTOR CARRIER IDENTIFICATION NUMBER does not equal 00-000000000, then VEHICLE CONFIGURATION should not equal 00.
V983	If VEHICLE TRAILING equals 3, then STATE should equal 04, 08, 16, 18, 20, 30-32, 38-41, 46, 49.
V984	If STATE does not equal 04, 08, 16, 18, 20, 30-32, 38-41, 46, 49, then VEHICLE TRAILING should not equal 3.
V985	If VEHICLE TRAILING equals 5, then VEHICLE CONFIGURATION should not equal 04, 06-08, 20-21.
V990	If SEQUENCE OF EVENTS equals 61, then RELATED FACTORS-VEHICLE LEVEL should not all equal 00.
VA00	If HM1 equals 1, then HM2, HM5 must equal 0, HM4 must equal 00 and HM3 must equal 0000.
VA10	If HM1 equals 2, then HM2, HM5 must not equal 0, HM4 must not equal 00 and HM3 must not equal 0000.
VA20	If any of HM2, HM5 equals 0, or HM4 equals 00 or HM3 equals 0000, then HM1 must equal 1.
VA30	If any of HM2, HM5 does not equal 0, or HM4 does not equal 00, or HM3 does not equal 0000, then HM1 must equal 2.
VA40	If HM5 equals 2, then HM3 should not equal 8888 or HM4 should not equal 88.
VA50	If HM3 equals 8888 and HM4 equals 88, then HM5 should not equal 2.
VA60	If HM3 does not equal blanks, 0000, 8888, or HM4 does not equal blank, 00, 88, then HM2 should equal 2.
VA70	If GVWR/GCWR equals 1, and HM2 equals 2, then VEHICLE CONFIGURATION must equal 70, 80.
VH02	If IMPACT POINT PRINCIPAL equals 18, then MOST HARMFUL EVENT should equal 54.

ERROR CODE	ERROR TEST
VH03	If IMPACT POINT INITIAL or IMPACT POINT PRINCIPAL equals 18, then RELATED FACTORS- CRASH LEVEL should equal 14-15.
VH04	If MOST HARMFUL EVENT equals 54, then IMPACT POINT PRINCIPAL must not equal 00.
VH05	If MOST HARMFUL EVENT equals 54 and VEHICLE ROLE equals 1, 3, then IMPACT POINT PRINCIPAL should equal 18.
VH25	If UNIT TYPE equals 4, then REGISTERED VEHICLE OWNER should not equal 6, 9.
VH35	If UNIT TYPE equals 2-4, then VEHICLE ROLE should equal 1-3.
VH70	If UNIT TYPE equals 2-4, then elements V16- V21 , V26 , V33 should all be left blank.
VH75	If UNIT TYPE equals 4, then VEHICLE CONFIGURATION should not equal 05, 20-21, 70, 80.
VH80	If UNIT TYPE equals 4, then CARGO BODY TYPE should not equal 06-07, 11-12, 22 .

DOT HS 811 353
August 2010



U.S. Department
of Transportation
**National Highway
Traffic Safety
Administration**

