

*Science, Service, Stewardship*



# FY2010 President's Budget Request Overview

May 11, 2009

**NOAA  
FISHERIES  
SERVICE**

NOAA



## Agenda

- NOAA Overview
- NOAA Fisheries Service 2008 Accomplishments
- Update on FY 2009
- NOAA Fisheries Service Overview FY 2010
- FY 2010 Key Highlights



## Looking Towards the Future

- Fulfill the President's commitment to science
- Spur the creation of new jobs and industries
- Manage our fisheries and the communities they support for long-term sustainability
- Improve weather forecasting and disaster warnings
- Provide credible information about climate change and its impacts
- Revitalize coastal communities and manage on an ecosystem basis



## Stimulus Update

### **NOAA received \$830 million in ARRA funds**

Projects will spur creation of jobs and aid in recovery effort

Projects include:

- \$230M: habitat restoration, navigation services, vessel maintenance, and environmental reviews/consultations
- \$430M: construction and repair of NOAA facilities, ships and equipment, improvements for weather forecasting and satellite development
- \$170M: climate modeling activities, including supercomputing procurement and research into climate change

Congress approved the spend plan on May 7, 2009.



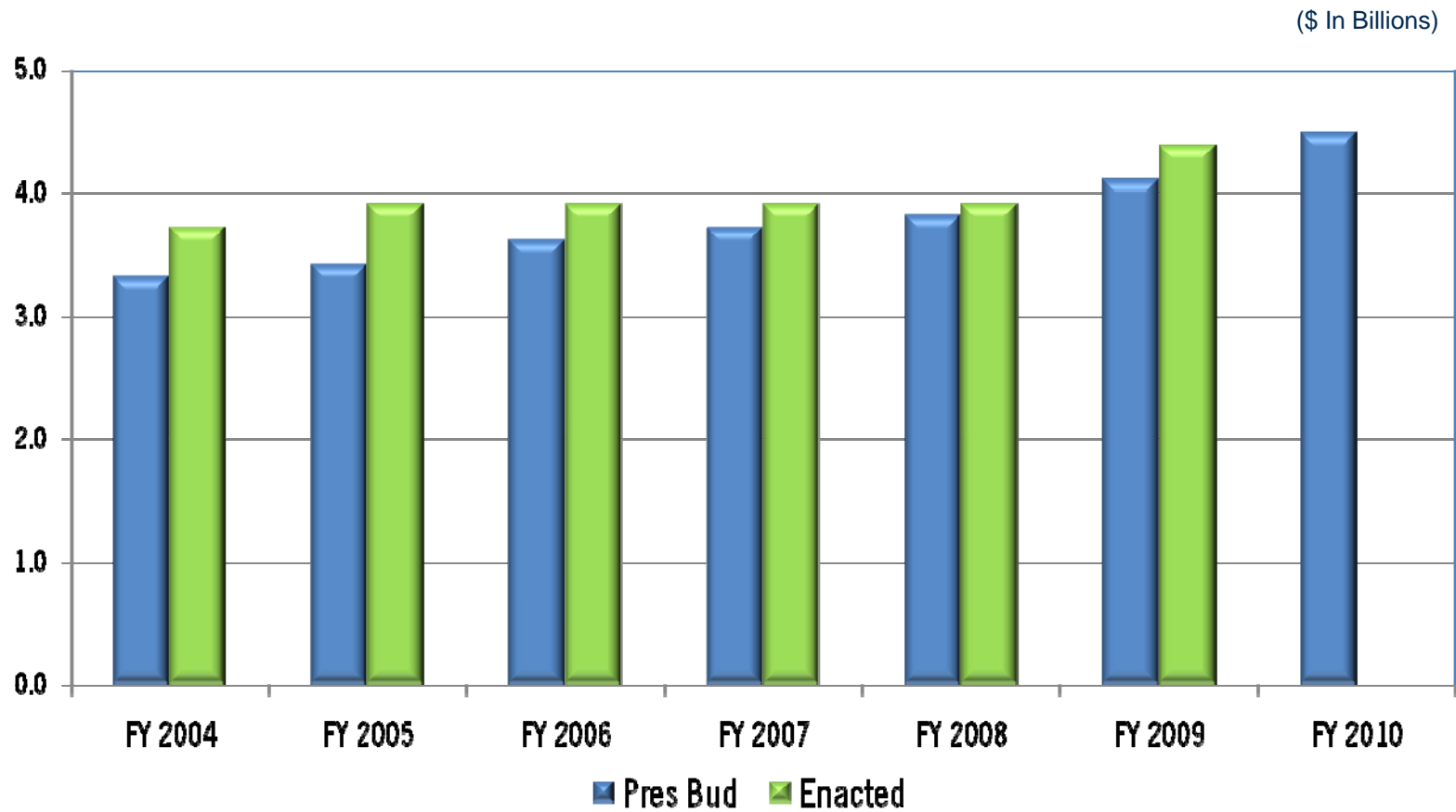
## 2010 NOAA Budget Highlights

**NOAA requests a total of \$4,484M, an increase of 2.5%  
or \$110M over the FY 2009 Omnibus Appropriation**

- Reflects our efforts to reallocate resources, identify efficiencies, and ensure accountability
- Supports core mission functions for environmental prediction and stewardship
- Provides key investments to address top management challenges for satellite acquisition and fisheries management
- Provides funds to support climate research, observations, and services
- Includes funding to help improve coastal stewardship and services



## NOAA Budget Trends





## FY10 NOAA Budget Summary

(\$ In Millions)

	FY 2009 Omnibus	FY 2010 President's Request	Delta (\$)	Delta (%)
Operations, Research, & Facilities (ORF)	\$3,134.0	\$3,206.1	\$72.1	2.2%
Procurement, Acquisition, & Construction (PAC)	\$1,245.6	\$1,393.3	\$147.7	11.9%
<b>Total FY2010 President's (Net of Financing &amp; Transfer)</b>	<b>\$4,373.9</b>	<b>\$4,483.8</b>	<b>\$109.9</b>	<b>2.5%</b>



## NOAA Budget Highlights by Line Office

(\$ in millions)	FY 2009 President Budget	FY 2009 Omnibus	FY 2010 President's Request
Satellites	\$1,157.9	\$1,178.0	\$1,428.6
Fisheries	\$782.3	\$879.0	\$911.8
Research & Climate	\$382.6	\$408.3	\$404.6
Oceans & Coasts	\$488.2	\$558.7	\$502.7
Weather	\$930.7	\$958.9	\$963.9
Program Support	\$519.0	\$558.7	\$452.7
<b>Total</b> (Net of Financing & Transfer)	<b>\$4,109.8</b>	<b>\$4,373.4</b>	<b>\$4,483.8</b>



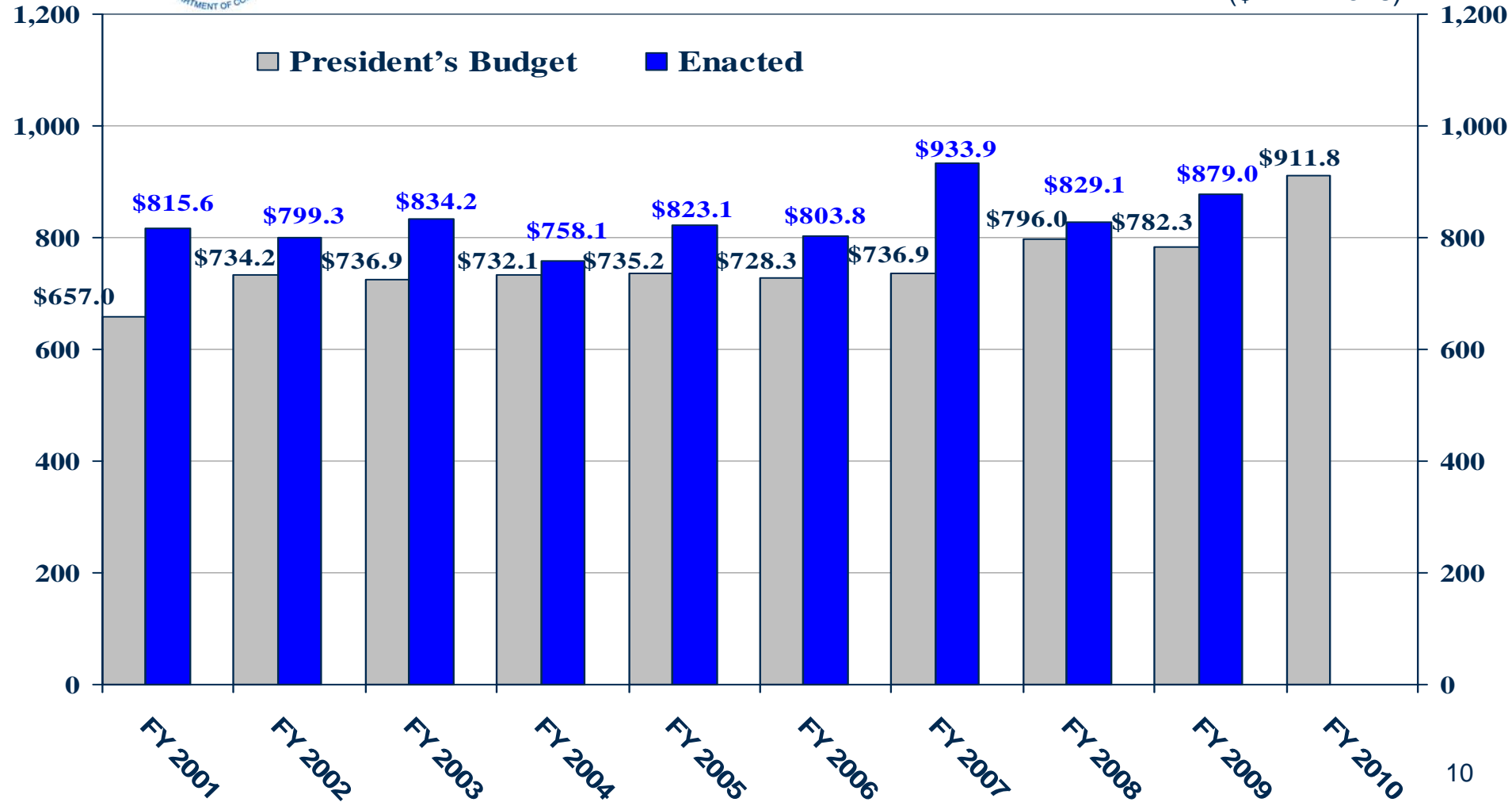


# **NOAA Fisheries Service FY 2008, 2009 and 2010 Budget Overview**



# Historical NOAA Fisheries Service Budget Trends

(\$ In Millions)





## FY2008 NOAA Fisheries Service Accomplishments

- Published regulations that would limit ship speed to protect Right whales along the East Coast.
- Issued final guidelines for National Standard 1 for the implementation of Annual Catch Limits (ACLs) and Accountability Measures (AMs) required by MSRA.
- Submitted Report to Congress on the Status of Fisheries in the United States.
- Support the National Fish Habitat Action Plan.
- Finalized the 10-Year Plan for Marine Aquaculture.
- Completed NOAA's largest barrier island project—800 acres of restored habitat at the Chaland Headland site in Louisiana.
- Successfully used cooperative approach to expand fish passage at hydropower dams on the Feather and Saco Rivers—enhancing access for migratory fish to over 100 river miles.
- Assessed the effects of pesticides on 28 listed Pacific salmonids, the first such comprehensive evaluation.



## **FY 2009 NOAA Fisheries Service Overview**

**NOAA's FY 2009 budget provides \$879.0 M for NOAA Fisheries Service, a net increase of \$50.0 M or 6 % over the FY 2008 Enacted Budget.**

### **Recognizes fiscal constraints:**

- Funds ATBs for labor costs
- Addresses facility issues.
- Corrects some operational deficiencies.
- Improves industry safety
- Supports regulatory/statutory requirements.
- Sustains Gulf of Mexico recovery efforts.

### **Supports goals of:**


- Implementing MSRA provisions
- Limited Access Privilege Programs (LAPPs)
- Cooperative Conservation
- Aquaculture
- Recovering Protected Species
- Habitat restoration



# **FY 2010 NOAA Fisheries Service Overview**

## **FY 2010 Request provides \$911.8 M for NOAA Fisheries Service:**

- Provides funding for inflation
- Recognizes fiscal constraints
- Funds the mandates of the Magnuson-Stevens Reauthorization Act to end overfishing by 2011
- Provides funds for species recovery grants
- Increases fisheries survey capabilities
- Supports an ecosystem approach to management
- Builds the nation's aquaculture capability



## FY2010 NOAA Fisheries Service Budget Overview

	<b>FY08 Enacted</b>	<b>FY09 Enacted</b>	<b>FY10 Request</b>	<b>Increase/ Decrease</b>
Protected Species Research and Management	\$163,992	\$173,945	\$242,530	\$68,585
Fisheries Research and Management	\$327,260	\$360,826	\$421,468	\$60,642
Enforcement and Observers	\$84,894	\$90,085	\$103,132	\$13,047
Habitat Conservation and Restoration	\$50,245	\$53,655	\$45,031	\$-8,624
Other Activities Supporting Fisheries	\$81,949	\$75,494	\$78,482	\$2,988
<b>Total ORF</b>	<b>\$708,340</b>	<b>\$754,005</b>	<b>\$890,642</b>	<b>\$136,638</b>
<b>Total PAC</b>	<b>\$2,021</b>	<b>\$4,600</b>	<b>0</b>	<b>\$-4,600</b>
<b>Total Other</b>	<b>\$118,722</b>	<b>\$120,369</b>	<b>\$21,110</b>	<b>\$-99,259</b>
<b>Grand Total</b>	<b>\$829,083</b>	<b>\$878,974</b>	<b>\$911,752</b>	<b>\$32,778</b>
Economic Stimulus	0	\$170,000	0	\$-170,000
<b>Overall Total</b>	<b>\$829,083</b>	<b>\$1,048,974</b>	<b>\$911,752</b>	<b>\$-135,226</b>



## FY2010 Increases and Decreases

	ATB	Increases	Decreases	Change
Protected Species Research and Management	\$3,065	\$81,171	(\$15,651)	\$68,585
Fisheries Research and Management	\$5,830	\$85,178	(\$30,366)	\$60,642
Enforcement and Observers	\$1,495	\$12,600	(\$1,048)	\$13,047
Habitat Conservation and Restoration	\$641	\$1,008	(\$10,273)	(\$8,624)
Other Activities Supporting Fisheries	\$1,235	\$13,547	(\$11,794)	\$2,988
<b>Total</b>	<b>\$12,266</b>	<b>\$194,504</b>	<b>(\$69,132)</b>	<b>\$136,638</b>



## Protected Species Highlights

### **NOAA requests an increase of \$81.2M for Protected Species Research and Management.**

- Endangered Species Act consultations +\$5.6M
- Species Recovery Grants +\$60.0M
- Marine Mammal conservation and recovery +\$5.3M
- Atlantic Salmon +\$3.0M
- Pacific Salmon +\$7.3M





## Fisheries Research and Management Highlights

### **NOAA requests an increase of \$85.2M for Fisheries Research and Management.**

- Magnuson-Stevens Act +\$56.5M
- Marine Monuments +\$3.0M
- Comparative Analysis of Marine Ecosystem Organization (CAMEO) +\$5.0M
- Pacific Salmon Treaty +\$16.8M
- Integrated Ecosystem Assessments +\$1.0M



## Magnuson-Stevens Act Highlights

**NOAA requests \$56.5M in new increases for a total of \$98.3M to support the requirements of the MSRA**

- Annual Catch Limits (ACLs) +\$12.0M
- Expand Annual Stock Assessments +\$9.9M
- Support for Regional Fishery Management Councils +\$4.0M
- Recreational and Commercial Fisheries Information +\$4.8M
- International Provisions/ IUU Fishing +\$3.0M
- Economics and Social Science Research +\$3.3M



## Enforcement and Observers Highlights

**NOAA requests an increase of \$12.6M for the Enforcement and Observer line.**

- MSRA Enforcement requirements +\$7.6M
- National Fisheries Observer Program +\$5.0M



## Habitat Conservation and Restoration Highlights

**NOAA requests an increase of \$1.0M for Habitat Conservation and Restoration.**

- Deep Sea Coral Research +\$1.0M



## Other Activities Supporting Fisheries Highlights

**NOAA requests an increase of \$13.5M in the Other Activities Supporting Fisheries line.**

- Aquaculture +\$2.0M
- Climate Change Research and Management +\$1.2M
- Ocean Acidification +\$1.5M
- Cooperative Research +\$6.0M



**Thank You!**

**Gary Reisner**

**NOAA – National Marine Fisheries Service  
Office of Management and Budget**

**[Gary.Reisner@noaa.gov](mailto:Gary.Reisner@noaa.gov)**

**301.713.2259**

**or visit**

**[http://www.corporateservices.noaa.gov/~nbo/10bluebook\\_highlights.html](http://www.corporateservices.noaa.gov/~nbo/10bluebook_highlights.html)**