



NOAA TECHNICAL MEMORANDUM NMFS-SEFSC-633

GUIDE TO THE AERIAL IDENTIFICATION OF SEA TURTLES IN THE U.S. ATLANTIC AND GULF OF MEXICO

By
April Goodman Hall and Lisa C. Belskis



U.S. DEPARTMENT OF COMMERCE
National Oceanic and Atmospheric Administration
National Marine Fisheries Service
Southeast Fisheries Science Center

July 2012

Cover photo: Green sea turtle. Credit: Bethany Resnick



GUIDE TO THE AERIAL IDENTIFICATION OF SEA TURTLES IN THE U.S. ATLANTIC AND GULF OF MEXICO

By
April Goodman Hall¹ and Lisa C. Belskis²

¹National Marine Fisheries Service, Southeast Fisheries Science Center
101 Pivers Island Road
Beaufort, NC 28516

²National Marine Fisheries Service, Southeast Fisheries Science Center
75 Virginia Beach Drive
Miami, FL 33149

U.S. DEPARTMENT OF COMMERCE
Dr. Rebecca M. Blank, Acting Secretary and Deputy Secretary of Commerce

NATIONAL OCEANIC AND ATMOSPHERIC ADMINISTRATION
Dr. Jane Lubchenco, Under Secretary for Oceans and Atmosphere

NATIONAL MARINE FISHERIES SERVICE
Eric C. Schwaab, Assistant Administrator for Fisheries

July 2012

This Technical Memorandum series is used for documentation and timely communication of preliminary results, interim reports, or similar special-purpose information. Although the memoranda are not subject to complete formal review, editorial control, or detailed editing, they are expected to reflect sound professional work.

NOTICE

The NOAA Fisheries (NMFS) does not approve, recommend or endorse any proprietary product or material mentioned in this publication. No reference shall be made to NMFS, or to this publication furnished by NMFS, in any advertising or sales promotion which would indicate or imply that NMFS approves, recommends or endorses any proprietary product or proprietary material herein or which has as its purpose any intent to cause directly or indirectly the advertised product to be used or purchased because of NMFS publication.

This report should be cited as follows:

Goodman Hall A., and L.C. Belskis. 2012. Guide to the Aerial Identification of Sea Turtles in the U.S. Atlantic and Gulf of Mexico. NOAA Technical Memorandum NMFS-SEFSC-633, 24 pp.

Copies may be obtained by contacting:

National Marine Fisheries Service
Southeast Fisheries Science Center
NOAA Fisheries
75 Virginia Beach Drive
Miami, FL 33149

or

National Technical Information Service
5301 Shawnee Road
Alexandria, VA 22312
(800) 553-6842 or
(703) 605-6000
<http://www.ntis.gov/>

PDF version available at <http://www.sefsc.noaa.gov/species/turtles/publications.htm>

TABLE OF CONTENTS

List of Plates	iv
Preface	v
Introduction	1
Tips and Considerations.....	1
Species Accounts	4
Leatherback (<i>Dermochelys coriacea</i>)	5
Loggerhead (<i>Caretta caretta</i>)	7
Kemp's ridley (<i>Lepidochelys kempii</i>)	9
Green (<i>Chelonia mydas</i>)	11
Hawksbill (<i>Eretmochelys imbricata</i>)	13
Olive ridley (<i>Lepidochelys olivacea</i>)	15
Glossary	16
Literature Cited	17

LIST OF PLATES

Plate 1: Sea turtle silhouettes	21
Plate 2: Overhead comparison of sea turtle species	22
Plate 3: Species identification key for sea turtles of the U.S. Atlantic and Gulf of Mexico.....	23
Plate 4: Map of the U.S. Atlantic and Gulf of Mexico	24

Preface

NOAA's National Marine Fisheries Service (NOAA Fisheries Service) aerial survey efforts to assess the abundance and spatial distribution of sea turtles, marine mammals, and sea birds in U.S. waters of the western North Atlantic Ocean increased significantly in 2010 in response to the BP Deepwater Horizon oil spill (MC252) in the Gulf of Mexico, and an inter-agency agreement with the Bureau of Ocean Energy Management (BOEM) through which NOAA Fisheries Service agreed to conduct an Atlantic Marine Assessment Program for Protected Species (AMAPPS). The increase in aerial survey efforts led to the need for additional observer personnel. This guide was created to provide program leaders a training tool to assist new observers with the identification of sea turtle species in the U.S. Atlantic and Gulf of Mexico. The guide includes a detailed physical description and photographs of each species, as well as habitat and distribution characteristics. The information included in this guide was derived from a variety of references. References were only acknowledged in the literature cited section to keep the guide concise. While efforts were made to include aerial images of all sea turtle species found within these waters, we were limited in the availability of good quality aerial photos for green, hawksbill, and olive ridley turtles. In addition, our inexperience with aerial surveys for hawksbills and olive ridleys, as well as the scarcity of aerial descriptions available for these species, limits the information we present for them. For example, some species are likely to look very similar from the air (e.g., hawksbills and greens, and Kemp's and olive ridleys), and we are currently unsure if they can be differentiated during aerial surveys. The technical memorandum series allows for updates to documents as new information becomes available, and thus, we encourage the submission of good quality aerial photos and species descriptions from the aerial perspective to help clarify these issues. Please contact the Southeast Fisheries Science Center (SEFSC) Sea Turtle Program if you have additional information to suggest for inclusion in updates of this guide.

Introduction

All six species of sea turtles occurring in U.S. waters, the loggerhead (*Caretta caretta*), green (*Chelonia mydas*), leatherback (*Dermochelys coriacea*), hawksbill (*Eretmochelys imbricata*), Kemp's ridley (*Lepidochelys kempii*), and olive ridley (*Lepidochelys olivacea*), are listed as endangered or threatened under the Endangered Species Act of 1973. Thus, accurate assessments are necessary to appraise the status and trends of sea turtle populations, and to monitor whether management plans are having the desired outcome.

Aerial surveys are a proven method for examining sea turtle population parameters such as abundance and distribution, and are especially beneficial since they allow large areas to be surveyed in a relatively short amount of time. However, the identification of sea turtle species during aerial surveys can be challenging and inexperienced or untrained observers are likely to be limited in their ability to identify species. In addition, because of their tendency to dive and remain submerged when startled, sea turtles often present observers with the challenge of having to identify species from a single viewing.

This guide is designed to familiarize aerial observers with distinguishing physical traits of sea turtle species commonly found in the U.S. Atlantic and Gulf of Mexico. It focuses on key physical features that can be viewed at higher altitudes, such as carapace shape, size, color, and head size relative to body size (also see Plates 1-3). Range maps are also included to show the *approximate* distribution of each species.

Tips and Considerations:

- Consider as many descriptive characteristics as possible when identifying species instead of relying on a single physical feature.
- Size perception will be influenced by altitude and the distance of the turtle from the trackline. In addition, smaller turtles should not be assumed to be one of the smaller species (e.g., Kemp's or olive ridley turtles) since young juveniles of other species may also be sighted.
- Physical characteristics such as carapace shape and head size relative to body size may be difficult to appraise if a turtle is viewed from the side or while diving. Such features may also appear distorted when a turtle is sighted underwater.
- Male and female sea turtles do not differ externally until they reach sexual maturity, at which time the tail of males will elongate and thicken (Fig. 1). The tail of adult females remains short, and barely extends beyond the carapace.



Fig. 1. Adult male loggerhead turtle.
Credit: Alejandro Fallabrino

- When determining a turtle is male based on tail length, ensure that it is the tail that is visible, and not trailing fish (Fig. 2) or the rear flippers.




Fig. 2. Green turtle pursued by remora.
Credit: Caroline Rogers

- Young juvenile turtles (Fig. 4) may vary in color from older juveniles and adults (Fig. 5) of the same species.



Fig. 4. Dark colored carapace of a juvenile Kemp's ridley sea turtle.
Credit: NMFS SEFSC

- Carapace color may be concealed or altered by extensive coverage of barnacles and algae (Fig. 3).



Fig. 3. Barnacle and algae covered carapace of a loggerhead turtle.
Credit: NMFS SEFSC



Fig. 5. Light colored carapace of an adult Kemp's ridley sea turtle. Credit: Adrienne McCracken

- The coloration of individuals within a species may vary significantly (Fig. 6).



Fig. 6. Color variation of juvenile green turtles. Credit: NMFS SEFSC

- Sea turtles are easier to detect when their coloration is in contrast to the color of the water (Compare Figs. 7 and 8).



Fig. 7. Highly visible Kemp's ridley turtle. Credit: NMFS SEFSC




Fig. 8. Less visible leatherback turtle. Credit: Florida Fish and Wildlife Conservation Commission

- Glare and sea state will also influence the detection of turtles (Compare Figs. 9 and 10).



Fig. 9. Highly visible loggerhead turtle in calm seas with no glare. Credit: NMFS SEFSC



Fig. 10. Less visible hard-shelled species in rougher seas and moderate glare. Credit: NMFS SEFSC

Species Accounts

LEATHERBACK SEA TURTLE

Dermochelys coriacea

Family: Dermochelyidae

DESCRIPTION:

Color: Carapace and body are dark gray/black with pale pink/blue spots (Fig. 11). Plastron is white with dark spots.

Size: Largest marine turtle. Adults attain a CCL of 130-210 cm (4.3-6.9 ft.), and a weight of 250-900 kg (550-1,980 lb.).

Body/Shell: Leathery carapace and body. Elongated carapace with longitudinal ridges (keels) (Fig. 12). Broad, triangular-shaped head. Front flippers may be longer than half the length of the body. Rear flippers are paddle-shaped.

Distinguishing features from the air: Large, dark body and head. Carapace ridges and spots may be visible from the air. Long and wide front flippers. In warm water, may have remoras attached or in close approximation.

DISTRIBUTION: Globally distributed, occurring from sub-arctic to tropical waters (Fig. 13). In U.S. Atlantic waters, leatherback turtles occur from the Caribbean and Gulf of Mexico to Maine (see Plate 4); some populations may undertake seasonal migrations to foraging sites at higher latitudes in summer and lower latitudes in winter.

HABITAT: Most migratory and wide ranging of the sea turtle species. May tolerate waters as cold as 0°C. Predominantly oceanic, but also forages in continental shelf waters (<200 m). Often found in close association with jellyfish when foraging.



Fig. 11. Dark carapace of a leatherback turtle. Credit: Matthew Godfrey



Fig. 12. The longitudinal ridges on the carapace of a leatherback may be visible from the air. Credit: Scott R. Benson, NMFS SWFSC

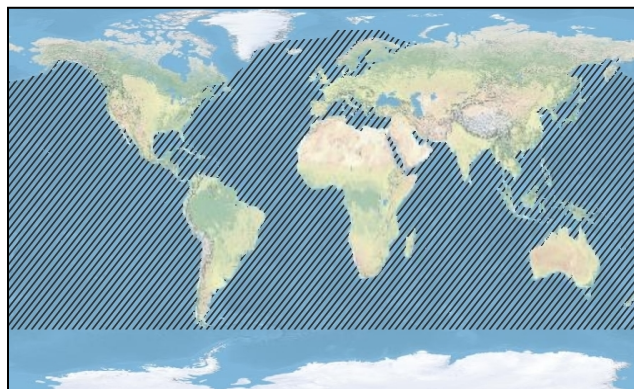


Fig. 13. Leatherback sea turtle distribution. Image modified from Wallace et al. 2010 using Halpin et al. 2009. Note: Map represents approximate range of species.

Aerial images of leatherback turtles at ~600 ft. (left column), and enlarged (right column) (Figs. 14-19). Compared to hard-shelled turtles, leatherbacks are less likely to be startled when the plane flies overhead, and will often remain on the surface of the water. Although the leatherback is the largest of the sea turtles, it may not always be the most visible. Light green or blue shades of water will contrast the dark colored turtle, while grey-brown or dark blue water may conceal it. All images are credited to NMFS SEFSC unless otherwise stated.



Fig. 14




Fig. 15



Fig. 16



Fig. 17




Fig. 18. Credit: Florida Fish and Wildlife Conservation Commission



Fig. 19. Credit: Florida Fish and Wildlife Conservation Commission

LOGGERHEAD SEA TURTLE

Caretta caretta

Family: Cheloniidae

DESCRIPTION:

Color: Carapace may vary from light to dark reddish-brown (Fig. 20). Plastron is yellow. Head and flippers are light reddish-brown.

Size: Adults attain a SCL of 90-115 cm (3.0-3.7 ft.), and a weight of 100-180 kg (220-400 lb.).

Body/Shell: Heart-shaped carapace that is longer than it is wide. Distinctively large and broad head.

Distinguishing features from the air: Heart-shaped, reddish-brown carapace that is often covered by barnacles and algae. Large, broad head. Lighter areas of new growth along the edges of the carapace scutes of juveniles may be visible from the air (Fig. 21).

DISTRIBUTION: Globally distributed throughout the temperate and tropical regions of the Atlantic, Pacific, and Indian Oceans (Fig. 22). In U.S. Atlantic waters, loggerhead turtles occur from the Caribbean and Gulf of Mexico to Maine. They frequently occur as far north as Cape Cod, MA, during the summer, and seldom occur north of Cape Hatteras, NC, during winter.

HABITAT: Small juveniles are oceanic. Older juveniles and adults occupy continental shelf waters including bays, estuaries, lagoons, and river mouths; some may also move back into oceanic waters.



Fig. 20. Reddish-brown carapace of a loggerhead turtle. Credit: NMFS SEFSC



Fig. 21. Lighter areas of new growth surrounding the carapace scutes of a juvenile loggerhead turtle. Credit: NMFS SEFSC

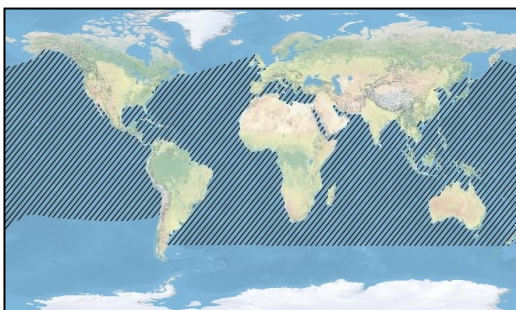


Fig. 22. Loggerhead sea turtle distribution. Image modified from Wallace et al. 2010 using Halpin et al. 2009. Note: Map represents approximate range of species.

Aerial images of loggerhead turtles at ~600 ft. (left column), and enlarged (right column) (Figs. 23-28). All images are credited to NMFS SEFSC unless otherwise stated.



Fig. 23. Credit: NMFS NEFSC



Fig. 24. Credit: NMFS NEFSC



Fig. 25



Fig. 26



Fig. 27



Fig. 28

KEMP'S RIDLEY SEA TURTLE

Lepidochelys kempii

Family: Cheloniidae

DESCRIPTION:

Color: Gray-black carapace when young that turns to a lighter olive-gray color as turtle matures (Fig. 29). White plastron. Head and limbs are gray.

Size: Adults attain a SCL of 60-70 cm (2.0-2.3 ft.), and a weight of 35-50 kg (75-110 lb.).

Body/Shell: Carapace may be as wide, or wider than it is long. Broad, pointed head.

Distinguishing features from the air: Wide, nearly circular light olive-gray carapace (Fig. 30). Large head relative to body size. Likely difficult to distinguish from an olive ridley during aerial surveys; the Kemp's ridley has a wider carapace.

DISTRIBUTION: Primarily found in nearshore areas within the Gulf of Mexico and the northwest Atlantic; ranges from Nova Scotia to Mexico (Fig. 31). In U.S. Atlantic waters, some populations may undertake seasonal migrations to foraging sites at higher latitudes in spring/summer and lower latitudes in autumn/winter.

HABITAT: Older juveniles and adults occupy continental shelf waters including bays, estuaries, lagoons, and river mouths.



Fig. 29. Light olive-gray carapace of a juvenile Kemp's ridley. Credit: NMFS SEFSC



Fig. 30. The Kemp's ridley has a wide, circular carapace. Credit: Kim B. Hull, Mote Marine Laboratory



Fig. 31. Kemp's ridley sea turtle distribution. Image modified from Wallace et al. 2010 using Halpin et al. 2009. Note: Map represents approximate range of species.

Aerial images of Kemp's ridley turtles at ~600 ft. (left column), and enlarged (right column) (Figs. 32-37). All images are credited to NMFS SEFSC unless otherwise stated.



Fig. 32



Fig. 33



Fig. 34



Fig. 35



Fig. 36



Fig. 37

GREEN SEA TURTLE

Chelonia mydas

Family: Cheloniidae

DESCRIPTION:

Color: Carapace is varying shades of green, brown, grey, and black, with a mottled or starburst pattern that fades in older adults (Fig. 38). Plastron and throat are white (Fig. 39).

Size: Largest of the hard-shelled turtles. Adults attain a SCL of 90-120 cm (3.0-4.0 ft.), and a weight of 120-230 kg (400-500 lb.).

Body/Shell: Broadly oval-shaped carapace. Small, narrow head with a rounded beak.

Distinguishing features from the air: Broadly oval-shaped carapace that appears brown from the air. If underside is viewed, it will be noticeably white in color. Small, narrow head. Likely difficult to distinguish from a hawksbill during aerial surveys; the green has a wider carapace, and its beak is rounded.

DISTRIBUTION: Globally distributed, occurring primarily in the tropics and subtropics (Fig. 40). In U.S. Atlantic waters, green turtles occur from the Caribbean and Gulf of Mexico to Maine; some populations may undertake seasonal migrations to foraging sites at higher latitudes in spring/summer and lower latitudes in autumn/winter.

HABITAT: Older juveniles and adults occupy continental shelf waters containing seagrass, algae, coral and worm reefs, and rocky bottoms.



Fig. 38. Varying shades of coloration on the carapace of a green turtle. Credit: Robert P. van Dam



Fig. 39. White plastron and throat of a juvenile green turtle. Credit: NMFS SEFSC

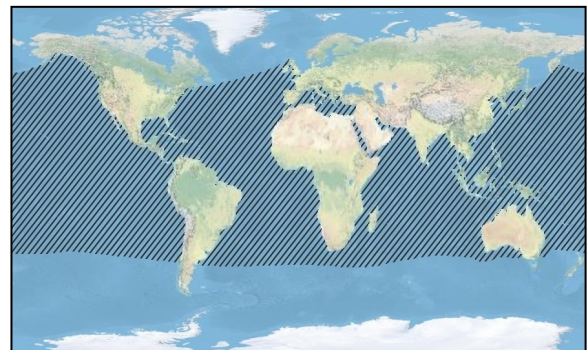


Fig. 40. Green sea turtle distribution. Image modified from Wallace et al. 2010 using Halpin et al. 2009. Note: Map represents approximate range of species.

Overhead examples of the key physical characteristics of green turtles (Figs. 41-43).



Fig. 41. Oval-shaped carapace of a juvenile green turtle. Credit: NMFS SEFSC



Fig. 42. Green turtles have a small head relative to body size. Credit: Projeto TAMAR, Brazil



Fig. 43. Brown colored carapace of mating green turtles. Note the elongated tail of the male on the left. Credit: Nicolas J. Pilcher

HAWKSBILL SEA TURTLE

Eretmochelys imbricata

Family: Cheloniidae

DESCRIPTION:

Color: Carapace is dark to golden-brown, with streaks of orange, red, and black (Fig. 44). Plastron is yellow and flecked with black.

Size: Adults attain a SCL of 65-90 cm (2.0-3.0 ft), and a weight of 60-80 kg (130-175 lb.).

Body/Shell: Narrow, oval-shaped carapace with a strongly serrated posterior margin and overlapping scutes (Fig. 45). Narrow, elongated head that tapers to a point with a beak-like mouth.

Distinguishing features from the air: Oval-shaped carapace. Narrow, elongated head that tapers to a point. Likely difficult to distinguish from a green turtle during aerial surveys; the hawksbill has a more elongated carapace, and its beak is pointed.

DISTRIBUTION: Globally distributed, primarily in the tropics and subtropics (Fig. 46). In U.S. Atlantic waters, hawksbills occur from the Caribbean and Gulf of Mexico to Massachusetts. Primarily found in Florida and Texas in the continental U.S.

HABITAT: Older juveniles and adults occupy continental shelf waters containing coral reefs, rocky areas, mangrove-bordered bays, estuaries, and lagoons with mud bottoms and little or no vegetation.



Fig. 44. Golden-brown colored carapace of a hawksbill turtle. Credit: Caroline Rogers



Fig. 45. The carapace of a hawksbill turtle has overlapping scutes, and a serrated posterior margin. Credit: Caroline Rogers

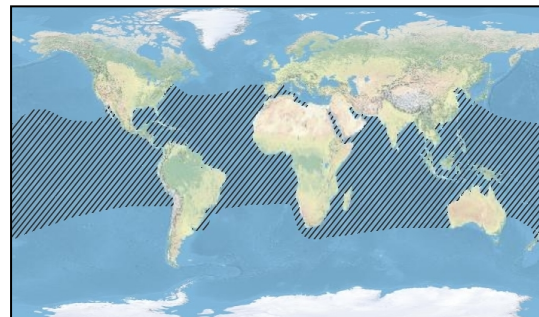


Fig. 46. Hawksbill sea turtle distribution. Image modified from Wallace et al. 2010 using Halpin et al. 2009. Note: Map represents approximate range of species.

Comparison of the beak of a hawksbill versus a green turtle (Figs. 47 and 48). Pointed beak of a hawksbill turtle viewed from underwater (Fig. 49).



Fig. 47. Pointed beak of the hawksbill turtle.
Credit: Robert P. van Dam



Fig. 48. Rounded beak of the green turtle.
Credit: Scott A. Eckert



Fig. 49. Underside of a hawksbill turtle on the surface of the water. Note the pointed beak.
Credit: Scott A. Eckert

OLIVE RIDLEY SEA TURTLE

Lepidochelys olivacea

Family: Cheloniidae

DESCRIPTION:

Color: Grey carapace when young that turns gray to olive-green as turtle matures (Figs. 50 and 51). Creamy yellow plastron.

Size: Adults attain a SCL of 70-80 cm (2.3-2.6 ft.), and a weight of 35-60 kg (75-130 lb.).

Body/Shell: Wide carapace. Broad, pointed head.

Distinguishing features from the air:

Wide, olive-green carapace. Large head relative to body size. Likely difficult to distinguish from a Kemp's ridley during aerial surveys; the olive ridley has a more elongated carapace.

DISTRIBUTION: Globally distributed, primarily in the tropical regions of the Atlantic, Pacific, and Indian Oceans (Fig. 52). In U.S. Atlantic waters, primarily found in the Caribbean.

HABITAT: Mainly pelagic, but also known to inhabit coastal areas including estuaries and bays.



Fig. 50. Credit: Gopi Veeraswami, Wildlife Institute of India



Fig. 51. Credit: Scott Handy

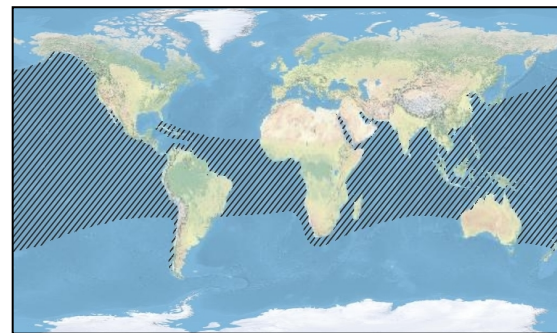


Fig. 52. Olive ridley sea turtle distribution. Image modified from Wallace et al. 2010 using Halpin et al. 2009. Note: Map represents approximate range of species.

Glossary

Carapace: Bony shield composing the top (dorsal) shell of a turtle.

Curved carapace length (CCL): Horizontal length of a turtle's upper shell from the mid-line of the nuchal scute to posterior most tip of the last marginal scute. Measured using a measuring tape.

Endangered Status: A species in danger of extinction throughout all or a significant portion of its range, as defined by the Endangered Species Act.

Oceanic zone: The vast open ocean environment (from the surface to the sea floor) where water depths are greater than 200 meters.

Pelagic: Related to deep, open ocean water. Organisms are pelagic if they occupy the water column, but not the sea floor, in either the neritic zone or oceanic zone.

Plastron: Ventral (bottom) shell of a turtle.

Scute: Scales (plates) that cover underlying bony plates of carapace and plastron.

Straight-line carapace length (SCL): Horizontal length of a turtle's upper shell from the mid-line of the nuchal scute to posterior most tip of the last marginal scute. Measured using calipers.

Threatened Status: A species which is likely to become an endangered species within the foreseeable future throughout all or a significant portion of its range, as defined by the Endangered Species Act.

Literature Cited

- Abreu-Grobois, A., and P.T. Plotkin. 2007. IUCN Red List status assessment of the olive ridley sea turtle (*Lepidochelys olivacea*). IUCN/SSC-Marine Turtle Specialist Group, 39 p.
- ESRI. 2012. ArcGIS Esri Maps and Data, Resource Center. Available at <http://www.esri.com> (Accessed 13 July 2012).
- Dodd, C.K. 1988. Synopsis of the biological data on the loggerhead sea turtle (*Caretta caretta*) (Linnaeus 1758). U.S. Fish and Wildlife Service Biological Report 88, Washington, D.C.
- Eckert, K.L., B.P. Wallace, J.G. Frazier, S.A. Eckert, and P.C.H. Pritchard. 2009. Synopsis of the biological data on the leatherback sea turtle, *Dermochelys coriacea* (Vandelli, 1761). U.S. Department of Interior, Fish and Wildlife Service, Biological Technical Publication 20181-0-0169, Jacksonville, FL.
- Eckert, K.L., B.P. Wallace, J.G. Frazier, S.A. Eckert, and P.C.H. Pritchard. 2012. Synopsis of the biological data on the leatherback sea turtle (*Dermochelys coriacea*). U.S. Department of Interior, Fish and Wildlife Service, Biological Technical Publication BTP-R4015-2012, Washington, D.C.
- Epperly, S.P., J. Braun, and A.J. Chester. 1995. Aerial surveys for sea turtles in North Carolina inshore waters. Fishery Bulletin 93:254-261.
- Fretey, J. 2001. Biogeography and conservation of marine turtles of the Atlantic coast of Africa. CMS Technical Series Publication 6, UNEP/CMS Secretariat, Bonn, Germany.
- Halpin, P.N., A.J. Read, E. Fujioka, B.D. Best, B. Donnelly, L.J. Hazen, C. Kot, K. Urian, E. LaBrecque, A. Dimatteo, J. Cleary, C. Good, L.B. Crowder, and K.D. Hyrenbach. 2009. OBIS-SEAMAP: The world data center for marine mammal, sea bird, and sea turtle distributions. Oceanography 22(2):104-115.
- Henwood, T.A., and S.E. Epperly. 1999. Aerial surveys in foraging habitats, pp. 65-66. *In*: Eckert, K.L., K.A. Bjorndal, F.A. Abreu-Grobois, and M. Donnelly (eds.), Research and Management Techniques for the Conservation of Sea Turtles. IUCN/SSC Marine Turtle Specialist Group Publication, No. 4.
- Hirth, H.F. 1997. Synopsis of the biological data on the green turtle *Chelonia mydas* (Linnaeus 1758). U.S. Fish and Wildlife Service Biological Report 97, Washington, D.C.
- Marquez, M.R. 1990. Sea turtles of the world: An annotated and illustrated catalogue of sea turtle species known to date. FAO Fisheries Synopsis No. 125, Rome, FAO.

- Marsh, H., and D.F. Sinclair. 1989. An experimental evaluation of dugong and sea turtle aerial survey techniques. *Australian Wildlife Research* 16:639-650.
- Mast, R.B., L.M. Bailey, and B.J. Hutchinson. 2006. SWOT Report: The State of the World's Sea Turtles, Vol. I. Conservation International, Washington, D.C. Available at <http://seaturtlestatus.org/report/swot-volume-1> (Accessed 13 July 2012).
- Mast, R.B., L.M. Bailey, and B.J. Hutchinson. 2006. SWOT Report: The State of the World's Sea Turtles, Vol. II. Conservation International, Washington, D.C. Available online at: <http://seaturtlestatus.org/report/swot-volume-2> (Accessed 13 July 2012).
- Mast, R.B., B.J. Hutchinson, B. Wallace, L. Yarnell, and S. Hoyt. 2010. SWOT Report: The State of the World's Sea Turtles, Vol. V. Conservation International, Washington, D.C. Available online at: <http://seaturtlestatus.org/report/swot-volume-5> (Accessed 13 July 2012).
- Milton, S.L., and P.L. Lutz. 2003. Physiological and genetic responses to environmental stress, pp. 163-197. *In*: Lutz, P.L., J.A. Musick, and J. Wyneken, (eds.), *The Biology of Sea Turtles*, Vol. II. CRC Press, Boca Raton, FL.
- National Marine Fisheries Service and U.S. Fish and Wildlife Service. 1992. Recovery plan for leatherback turtles (*Dermochelys coriacea*) in the U.S. Caribbean, Atlantic, and Gulf of Mexico. National Marine Fisheries Service, Washington, D.C.
- National Marine Fisheries Service and U.S. Fish and Wildlife Service. 2007. Green sea turtle (*Chelonia mydas*) 5-year review: Summary and evaluation. National Marine Fisheries Service and U.S. Fish and Wildlife Service, Silver Spring, MD.
- National Marine Fisheries Service and U.S. Fish and Wildlife Service. 2007. Hawksbill sea turtle (*Eretmochelys imbricata*) 5-year review: Summary and evaluation. National Marine Fisheries Service and U.S. Fish and Wildlife Service, Jacksonville, FL.
- National Marine Fisheries Service and U.S. Fish and Wildlife Service. 2007. Kemp's Ridley sea turtle (*Lepidochelys kempii*) 5-year review: Summary and evaluation. National Marine Fisheries Service and U.S. Fish and Wildlife Service, Jacksonville, FL.
- National Marine Fisheries Service and U.S. Fish and Wildlife Service. 2007. Leatherback turtle (*Dermochelys coriacea*) 5-year review: Summary and evaluation. National Marine Fisheries Service and U.S. Fish and Wildlife Service, Jacksonville, FL.
- National Marine Fisheries Service and U.S. Fish and Wildlife Service. 2007. Loggerhead sea turtle (*Caretta caretta*) 5-year review: Summary and evaluation. National Marine Fisheries Service and U.S. Fish and Wildlife Service, Jacksonville, FL.

- National Marine Fisheries Service and U.S. Fish and Wildlife Service. 2007. Olive ridley sea turtle (*Lepidochelys olivacea*) 5-year review: Summary and evaluation. National Marine Fisheries Service and U.S. Fish and Wildlife Service, Jacksonville, FL.
- National Marine Fisheries Service and U.S. Fish and Wildlife Service, and SEMARNAT. 2011. Bi-national recovery plan for the Kemp's ridley sea turtle (*Lepidochelys kempii*), Second Revision. National Marine Fisheries Service. Silver Spring, MD.
- Pritchard, P.C.H., and J.A. Mortimer. 1999. Taxonomy, external morphology, and species identification, pp. 21-38. *In*: K.L. Eckert, K.A. Bjorndal, F.A. Abreu-Grobois, and M. Donnelly (eds.). Research and Management Techniques for the Conservation of Sea Turtles. IUCN/SSC Marine Turtle Specialist Group Publication No. 4.
- Schwartz, F.J. 1978. Behavioral and tolerance responses to cold water temperatures by three species of sea turtles (Reptilia, Cheloniidae) in North Carolina. Marine Research Publication 33:16-18.
- Seminoff, J.A. 2004. 2004 Global status assessment: Green turtle (*Chelonia mydas*). Marine Turtle Specialist Group Species Survival Commission, Red List Programme.
- Spotila, J.R., M.P. O'Connor, and F.V. Paladino. 1997. Thermal biology, pp. 197-314. *In*: P.L. Lutz, and J.A. Musick, (eds.) The Biology of Sea Turtles, Vol. I. CRC Press, Boca Raton, FL.
- Turtle Expert Working Group. 2007. An assessment of the leatherback turtle population in the Atlantic Ocean. NOAA Technical Memorandum NMFS-SEFSC-555, 116 p.
- Turtle Expert Working Group. 2009. An assessment of the loggerhead turtle population in the western North Atlantic Ocean. NOAA Technical Memorandum NMFS-SEFSC-575, 131 p.
- Wallace, B.P., A.D. DiMatteo, B.J. Hurley, E.M. Finkbeiner, A.B. Bolten, M.Y. Chaloupka, B.J. Hutchinson, F.A. Abreu-Grobois, D. Amorcho, K.A. Bjorndal, J. Bourjea, B.W. Bowen, R.B. Duenas, P. Casale, B.C. Choudhury, A. Costa, P.H. Dutton, A. Fallabrino, A. Girard, M. Girondot, M.H. Godfrey, M. Hamann, M. Lopez-Mendilaharsu, M.A. Marcovaldi, J.A. Mortimer, J.A. Musick, R. Nel, N.J. Pilcher, J.A. Seminoff, S. Troeng, B. Witherington, and R.B. Mast. 2010. Regional Management Units for marine turtles: A novel framework for prioritizing conservation and research across multiple scales. PLoS ONE 5(12):e15465./doi:10.1371/journal.pone.0015465.
- Witt, M.J, R. Penrose, and B.J. Godley. 2007. Spatio-temporal patterns of juvenile marine turtle occurrence in waters of the European continental shelf. Marine Biology 151:873-885.
- Witzell, W.N. 1983. Synopsis of biological data on the hawksbill turtle, *Eretmochelys imbricata* (Linnaeus, 1766). FAO Fisheries Synopsis 137, 78 p.

Acknowledgments

This guide benefitted from reviews by Larisa Avens, Kevin Barry, Scott Benson, Joanne Braun-McNeill, Tim Cole, Karen Eckert, Sheryan Epperly, Lisa Goshe, Wayne Hoggard, Aleta Hohn, Katherine Mansfield, Patti Marraro, Anthony Martinez, Keith Mullin, David Owens, Debra Palka, and Thane Wibbels. We would also like to thank those who submitted photos for use in the guide: Scott R. Benson, Pete Duley, Scott A. Eckert, Alejandro Fallabrino, the Florida Fish and Wildlife Conservation Commission, Matthew Godfrey, Scott Handy, Kim B. Hull, Katie Jackson, Adrienne McCracken, Nicolas J. Pilcher, Projeto TAMAR, Bethany Resnick, Caroline Rogers, Robert P. van Dam, and Gopi Veeraswami. The sea turtle photo library on seaturtle.org also served as an invaluable resource for locating many images used in this guide.

Plate 1. Sea turtle silhouettes. Sizes are relative for adult turtles. Image modified from: Pritchard, P.C.H., and J.A. Mortimer. 1999. Taxonomy, External Morphology, and Species Identification, pp. 21-38. *In*: Eckert, K.L., K.A. Bjorndal, F.A. Abreu-Grobois, and M. Donnelly (eds.). Research and Management Techniques for the Conservation of Sea Turtles. IUCN/SSC Marine Turtle Specialist Group Publication No. 4.




Plate 2. Overhead comparison of sea turtle species. All images are credited to NMFS SEFSC unless otherwise stated.



Credit: Scott Handy

Olive ridley
(*Lepidochelys olivacea*)



Kemp's ridley
(*Lepidochelys kempii*)




Loggerhead
(*Caretta caretta*)



Credit: Projeto TAMAR, Brazil

Green
(*Chelonia mydas*)



Credit:
Caroline Rogers

Hawksbill
(*Eretmochelys imbricata*)



Credit: Scott R. Benson/NMFS SWFSC

Leatherback
(*Dermochelys coriacea*)

Plate 3. Species identification key for sea turtles of the U.S. Atlantic and Gulf of Mexico. NMFS SEFSC diagram modified from seaturtle.org.

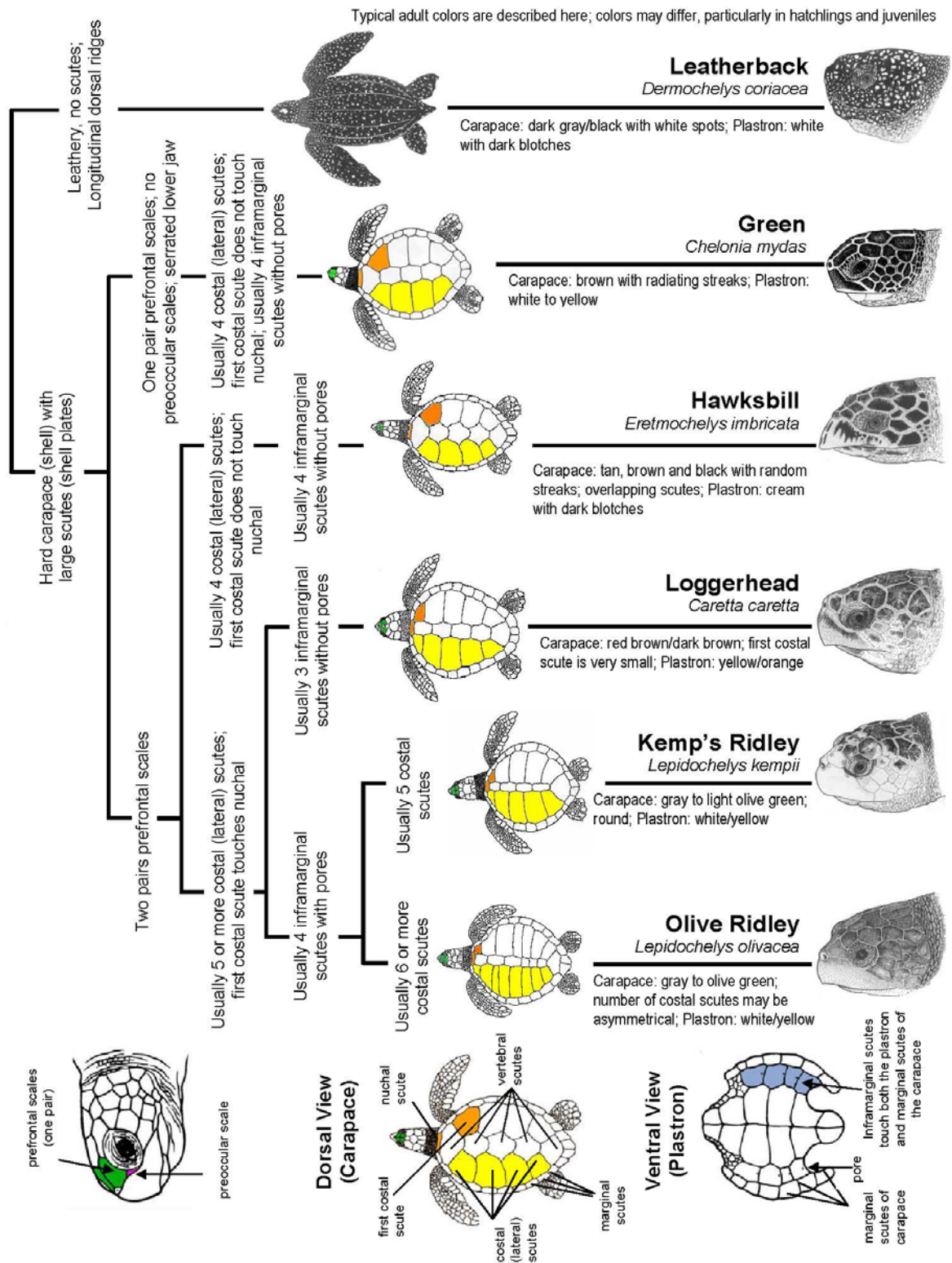


Plate 4. Map of the U.S. Atlantic and Gulf of Mexico. Image modified from ArcGIS Esri Maps and Data, Resource Center.

