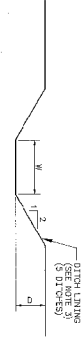
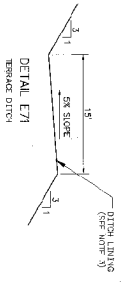


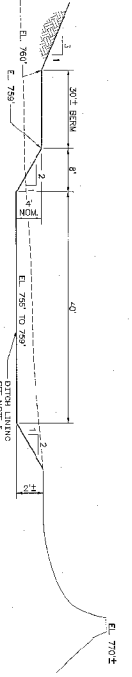
L2-524W01 | 1 | 9C | 2 | 3 | 4 | 5 | 6 | 7 | 8 | 9 | 10 | 1' | 12



DETAIL A71



DETAIL E71
INSIDE DITCH



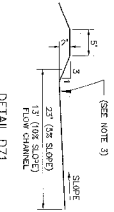
DETAIL B71



DETAIL F71



DETAIL C71



DETAIL D71

- NOTES:
- FOR DIMENSIONS LEFT AND RIGHT SEE TOWNS-20
 - FOR GENERAL NOTES SEE TOWNS-25
 - NEED DITCH TO ADVERTISE WITH SECTION 501, INITIAL JOE HATTING (NORTH AMERICAN GREEN SUE) OR SYNTHETIC POLYMER LANE (LAW-20) ON SECTIONS 501 AND 502 FOR INSTRUCTIONS.
 - FOR LITDOWN CHANNELS SEE TOWNS-74 & -75
 - PERMANENT SOIL RENOVATION/LINER SHALL BE PERMANENT AND SHOULD BE LABORATORY TESTED FOR INSTRUCTIONS.
 - FOR DITCH BEHAVIOR IN A & SWIMMING F. SEE TOWNS-76



PROJECT NO.	10425-71
DATE	8/1/04
SCALE	AS SHOWN
DESIGNED BY	R. O. PARSONS
CHECKED BY	R. O. PARSONS
APPROVED BY	R. O. PARSONS
DATE	8/1/04
PROJECT	DREDGE CELL LATERAL EXPANSION
SHEET #	10425-71
CLIENT	KENNESON HOSS, PLANNING
OWNER	TENNESSEE VALLEY AUTHORITY
DESIGNER	PARSONS BRINCKERHOFF
SCALE	SCALE NOT TO SCALE
EXCEPT AS NOTED	

PARSONS 0 REV. A

PARSONS BRINCKERHOFF
1000 N. W. 34th Ave., Ft. Lauderdale, FL 33309
TEL: 954.330.3000 FAX: 954.330.3001
WWW.PARSONSB.COM