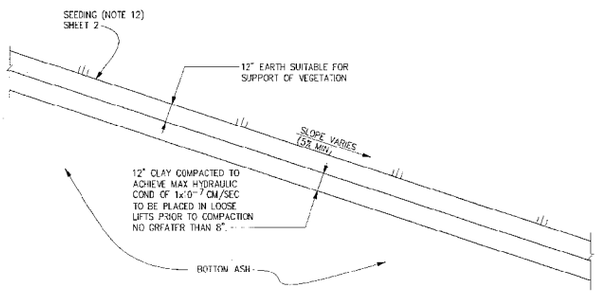

OPTION 1

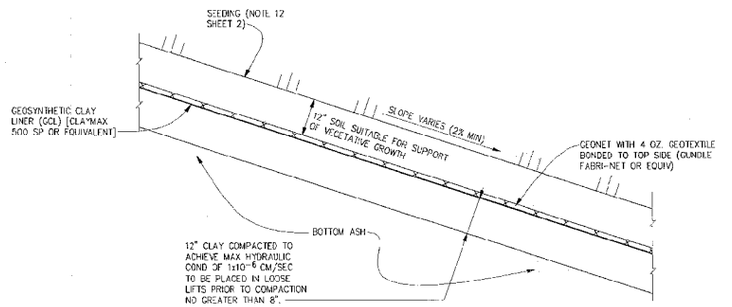

OPTION 2
3/4" = 1'-0"

DETAIL A13

STAGE	INTERMEDIATE EARTH COVER (CY)	FINAL CLAY COVER (CY)	FINAL EARTH COVER (CY)
A	4,200	29,700	31,100
B	5,050	7,450	6,650
C	13,900	20,700	18,500
D	13,500	20,200	18,100
E	12,800	19,000	17,000
TOP	55,700	83,000	74,300
TOTAL	105,150	180,050	165,650

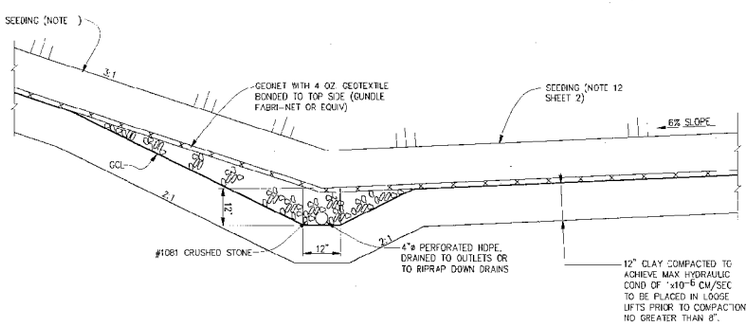

TYPICAL BERM DITCH CROSS SECTION
FOR OPTION 2 COVER
3/4" = 1'-0"

NOTES:
1. FOR NOTES SEE 10W425-2.

KIF DREDGE CELL
CHRONOLOGY FOR DIKE CONSTRUCTION
AND DREDGING

YEAR	BOT. ASH PROD. (CY)	DIKE STAGE	B. A. REQD FOR DIKE (CY)	YEAR	FLY ASH PROD. (CY)	DREDGE STAGE	VOL. AVAIL. FOR F. A. (CY)
Present	131,000	A	135,000	Present	281,823	CELLS 1&3	531,600
1956	70,864	A	4,000	1995	291,557	A	332,303
		B	160,000				
1997	70,176	B	93,136	1997	288,724	A	290,520
1998	71,535	B	22,960	1998	294,317	B	356,800
		C1	101,752				
1999	71,482	C1	53,177	1999	294,099	E	54,979
		C2	99,761	2000	290,830	C1	587,497
2000	70,688	C2	81,456				
2001	69,858	C2	10,678	2001	287,415	C1	56,847
		C3	156,652	2002	297,295	C2	555,065
2002	72,259	C3	57,562				
2003	72,347	C3	26,303	2003	297,658	C2	47,201
		D1	96,312	2004	297,222	C3	577,696
2004	72,241	D1	49,268			D1	495,131
		D2	54,383				
2005	72,771	D2	71,412	2005	299,401	D1	465,148
		D3	147,958	2006	303,905	E2	456,758
2006	73,366	D3	146,599				
2007	74,431	D3	72,733	2007	306,229	E2	328,600
		E1	90,659	2008	311,459	D3	429,137
2008	75,702	E1	89,161				
2009	74,525	E1	13,459	2009	307,026	D3	140,049
		E2	88,955	2010	307,246	E1	407,978
2010	74,678	E2	27,789			E2	381,426
		E3	139,285				
2011	74,678	E3	92,396	2011	307,246	E2	315,175
2012	74,678	E3	17,718	2012	307,246	E3	345,826
		STORE*	56,960				
2013	74,678	STORE*	74,678	2013	307,246	E3	46,513
2014	74,678	STORE*	74,678	2014	307,246	STORE*	567,979
TOTAL TO BE STORED			206,316				567,979

* EXCESS ASH TO BE DREDGED/SLUICED INTO A FUTURE ADJACENT CELL AND DRIED FOR STACKING ON TOP OF THE DREDGE CELLS. CELLS WILL BE CAPPED AT END OF FISCAL YEAR 2014.

NOTE: PRODUCTION OF BOTTOM ASH AND FLY ASH ARE BASED ON ESTIMATES PROVIDED BY TVA FOSSIL FUELS.

DIKE CONSTRUCTION/DREDGE OPERATIONS SEQUENCE

DIKE CONSTRUCTION
(BOTTOM ASH)

LIFTS BY LAYER DESIGNATION:

A	B	B	B	C1	C2	C2	C2	C3	C3	D1	D2	D3	D3	E1	E1	E2	E2	E3	E3	STORE	STORE
	B			C1	C2		C3			D1	D2	D3	F1		F2	E3					

1995	1996	1997	1998	1999	2000	2001	2002	2003	2004	2005	2006	2007	2008	2009	2010	2011	2012	2013	2014	2015

CELLS 1&3	A	B	C1	C2	C2	D1	D2	D3	E2	E3
A	B	C1	C2		C3			E1		
					D1			E2		
						D2	D3		E3	STORE

DREDGE OPERATIONS
(FLY ASH)

HAROLD L. PETTY
REGISTERED ENGINEER
STATE OF TENNESSEE
4/6/98

REV	DATE	DRAWN	CHKD	SUPV	PARA	APPD	CSG	PROJECT ID	AS CONST	SV
R 0		BKE	GCL	BKE	HLP	KWB	RGJ	WDH	KIF046	
INITIAL ISSUE										

SCALE: 3/8" = 1'-0" EXCEPT AS NOTED

YARD

DREDGE CELLS
COVER DETAILS AND
SCHEDULE

DESIGNED BY:	DRAWN BY:	CHECKED BY:	SUPERVISED BY:	REVIEWED BY:	APPROVED BY:	ISSUED BY:
B.K.ELDER	G.CLAWSON	B.K.ELDER	H.L.PETTY	K.W.BURNETT	R.G.JOHNSON	W.D.HALL

KINGSTON FOSSIL PLANT
TENNESSEE VALLEY AUTHORITY
FOSSIL AND HYDRO ENGINEERING

AUTOCAD R14 | DATE | 36 | C | 10W425-13 | R 0

10425-15

TASK COMPLETED BY: | REV NO.

PLOT FACTOR:1=1
W_TVA

C.A.D. DRAWING
DO NOT ALTER MANUALLY