

# ARMY SAFE IS ARMY FUN

Keep yourself and your Army Family safe



U.S. ARMY COMBAT READINESS/SAFETY CENTER


<https://safety.army.mil>

Visit us on 



Hi, I'm Brigadier General Bill Wolf, the Director of Army Safety. I'd like to introduce you to my little buddy, ACU. He'll take you through this activity book and show you things that might be unsafe. ACU will ask you questions and give you answers, and you'll learn how to keep yourself and your Family safe at home and on the road.

**HAVE FUN AND REMEMBER,  
ARMY SAFE IS ARMY FUN.**



Be careful on slides, swings and monkey bars. Remember, you have to be safe on the playground, too.

YEEH  
-HAAWW!!!



# SAFETY SMARTS

1	1											4

**ANSWERS**

E	N	O	L	A	V	W	I	W	S	T	N	O	
T	L	E	B	U	H	A	S						
R	E	D	N	U	H	T							
P	U	E	T	K	C	U							
B	L	A	Y	G	R	O	U	N	D				

## ACROSS

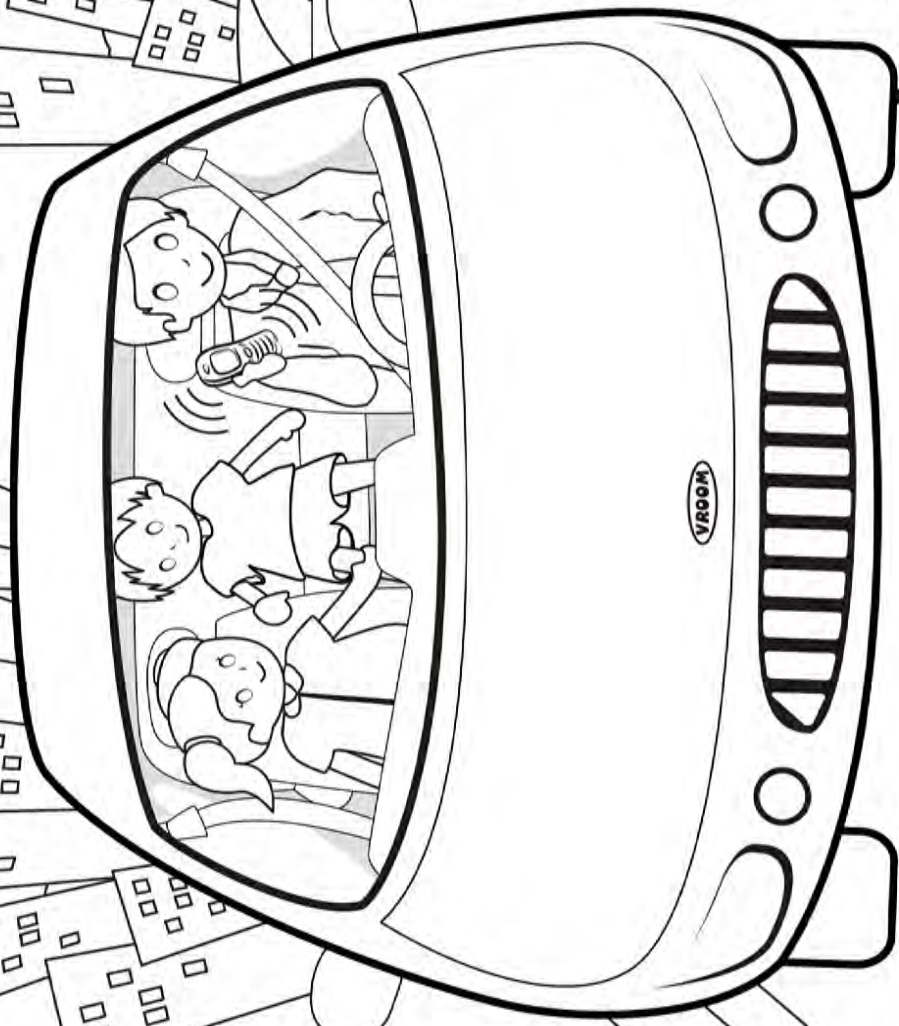
- 1. Monkey bars, swing sets
- 2. Do this before crossing the road

## DOWN

- 1. Do this when you get into a vehicle
- 2. What you may hear during a storm
- 3. What you always wear when riding in a vehicle
- 4. When you are swimming, always do this

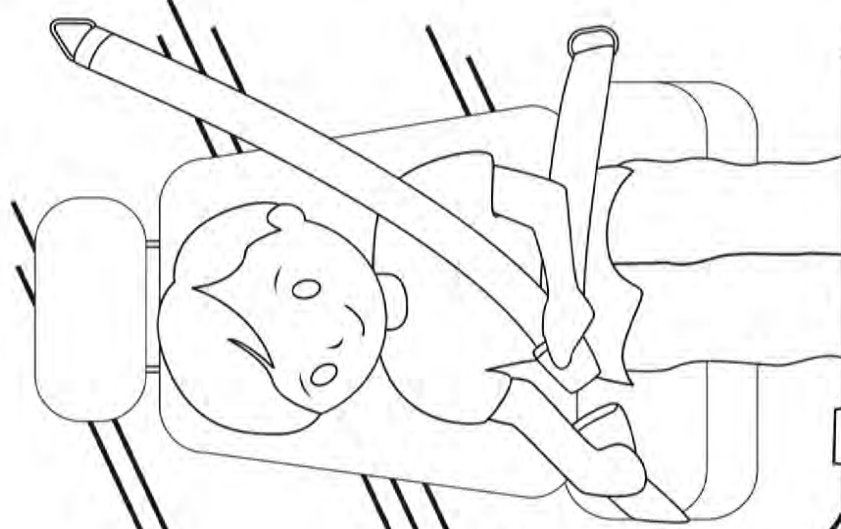
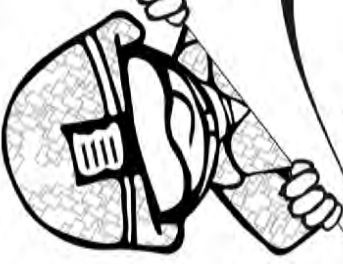
Any time you get into a vehicle, what's the most important thing you do? "Always buckle up, and make sure your Family does, too!"

**WEAR YOUR SEAT BELT!**



# SAFETY FUN

When you're riding in a vehicle, you and your Family or friends should always be buckled in, and the driver should be watching the road and not talking on their cell phone. Look at this picture and see if these people are doing that. Are they? Circle the things you see wrong and don't be shy about asking them to stop what they're doing wrong!



Kids, if you're playing outside and hear thunder and lightning, what should you do?




**GO INSIDE  
IMMEDIATELY**

**AND MAKE SURE YOUR PLAYMATES DO TOO!**



**SAFETY FUN**

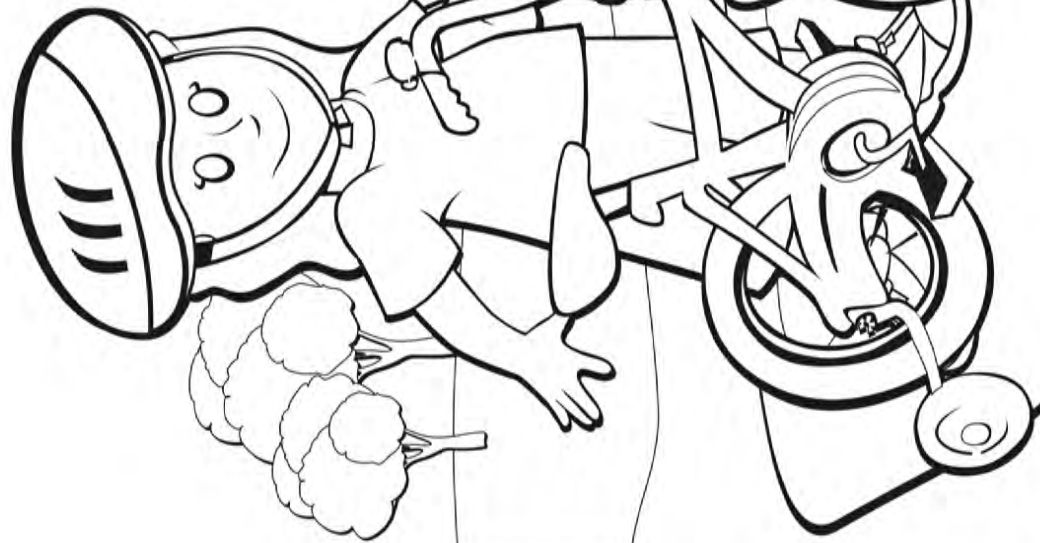
Trace and color the unsafe weather conditions.



# KIDS


how can you keep your home safe from fire for yourself and your Family?  
See how many things you can find in this picture that could cause a fire.  
Here's what to look for: overloaded electrical outlets, matches or lighters small children might play with, things you could trip over and curtains too close to a fire or heater.  
Do you see any of these in the picture? Circle them.

Always tell an adult about things you see that could start a fire!



Hey kids! You know when you ride your bike you should always check the brakes and tires before you get on. What else should you always do when you ride? That's right,

**WEAR YOUR SAFETY HELMET!**



**SAFETY FUN**

Connect the dots and draw yourself riding the bicycle the safe and fun way!



Let's have some fun! Swimming at the pool or beach may be part of your summer fun, but what's the most important thing to remember when you go swimming?  
That's right: NEVER SWIM ALONE!

**GETTING TO THE WATER CAN BE PART OF THE FUN... FOLLOW THE PATH AND GET TO THE WATER SAFELY. DON'T FORGET TO HAVE FUN!**



**START**

**DANGER**



**GAS DOCK**

**NO LIFEGUARD**

**BLUB**



**KEEP OUT**

**PRIVATE PROPERTY**



**FINISH**


**LIFEGUARD ON DUTY**

**BOAT LAUNCHING**





Hey, kids! If you find a gun,  
DON'T TOUCH IT! What should you  
do then? Tell an adult!



**DON'T PLAY  
WITH GUNS!**



Kids, how long will it take you to find all the safety words in this puzzle? When you find them, think about how they keep you safe!



# SAFETY SCRAMBLE

O F P U F U N G M S J D M I K Q  
Y W V E S P V Y Z X S B G B H D  
U A S A M D U T J Y S D I J I A  
C C Q N H M P V R H B F Z V W B  
R W C Z Q F K H N J Z F N B P Y  
A I N M X H T L Q U Z X R M Q E  
S P G I Y B B S Y L X E T W Y P  
S A S X S L U F O E L F H H E W  
P L A Y G R O U N D S A F E T Y  
E N O L A M I W S T N O D T I N  
J L O O K B O T H W A Y S D R J  
T L E B T A E S D N Y H V G N B  
T B L V A B T F Z M I N S X F T  
W H A M F O Z U E M D Z I I K G  
J B U C K L E U P L N U S N V K  
E A T H U N D E R H A T E N X J

**FIND THESE WORDS IN THE PUZZLE ABOVE**

buckle up      seat belt      look both ways  
don't swim alone      thunder      playground safety

# WHY DID THE CHICKEN CROSS THE ROAD? TO SHOW YOU THE SAFE WAY TO DO IT!

This is how you and your Family should  
always cross the road, too—at a  
crosswalk and with an adult or a  
crossing guard!





Kids, write important phone numbers below and keep this page where you can see it!

**CALL 911 IN AN EMERGENCY**

# SAFETY NUMBERS

**DAD** \_\_\_\_\_

**MOM** \_\_\_\_\_

**POLICE** \_\_\_\_\_

**FIRE** \_\_\_\_\_

\_\_\_\_\_

\_\_\_\_\_

\_\_\_\_\_

\_\_\_\_\_

\_\_\_\_\_

\_\_\_\_\_



U.S. ARMY COMBAT READINESS/SAFETY CENTER

<https://safety.army.mil>

Visit us on [facebook](#)