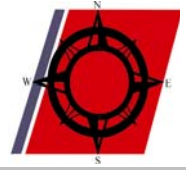


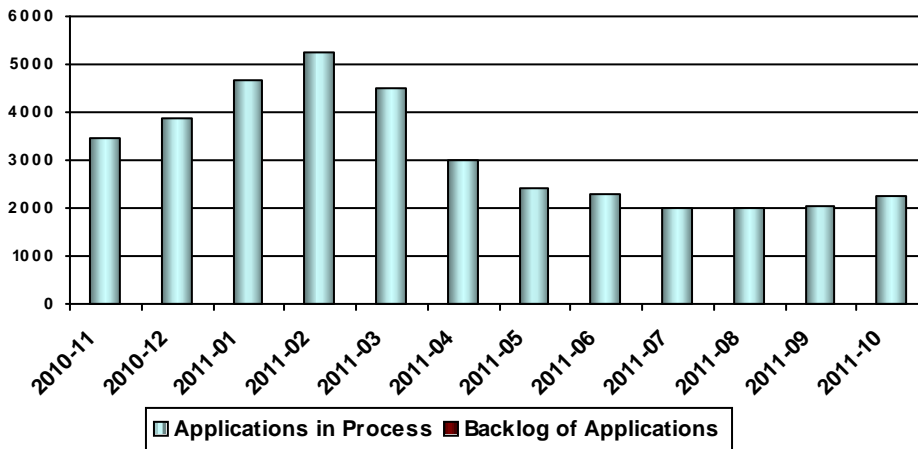


# National Maritime Center's Monthly Report on the Performance of the Mariner Credentialing Program



Month of Performance [2011-10]

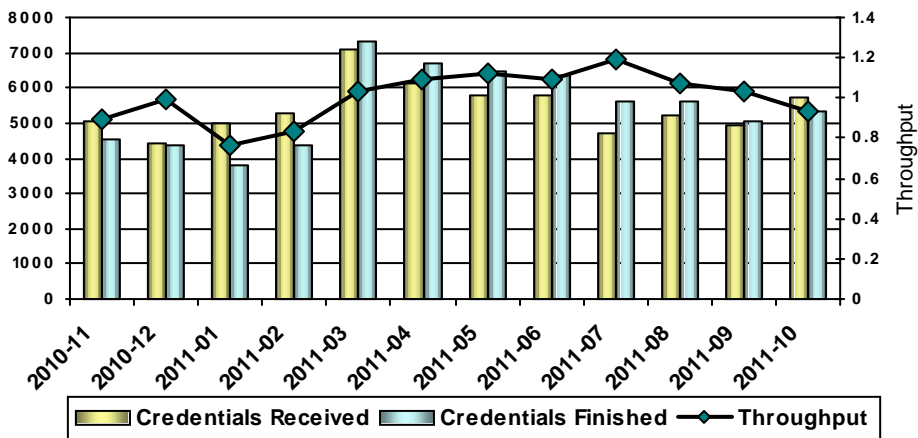
**Merchant Mariner Credential Application Inventory**



**Current Inventory = 2270**

Mariner Credential Application Inventory is the total number of applications in the Mariner Credentialing Program that are currently being processed. The NMC has set a goal of 9,000 applications or less in the system at any given time. Backlog of Applications refers to the number of applications in excess of that goal.

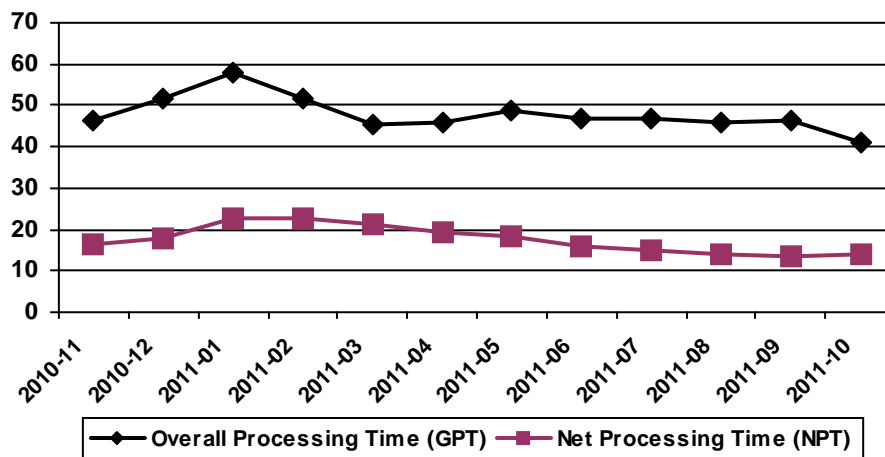
**Merchant Mariner Credential Application Throughput**



**Current Throughput = 0.93**

Mariner Credential Throughput is a ratio of the total number of applications finished divided by the total number of applications received. The NMC has set a throughput goal of 1.0 or greater. The total number of credentials received and credentials issued, denied, withdrawn, and timed out are included in this measurement.

**Merchant Mariner Credential Processing Time**



**Current NPT = 13.97**

Mariner Credential Processing time is measured in terms of overall processing time (application submitted date to issued date), and net processing time (NPT). NPT is the total time the Coast Guard spends processing the application and does not include time waiting for information from mariners. The NMC has set a NPT goal of 30 days.

**\*\* 94% of Mariners received their Credentials in less than 30 days. \*\***