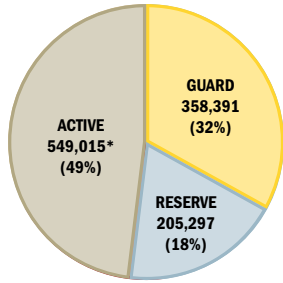


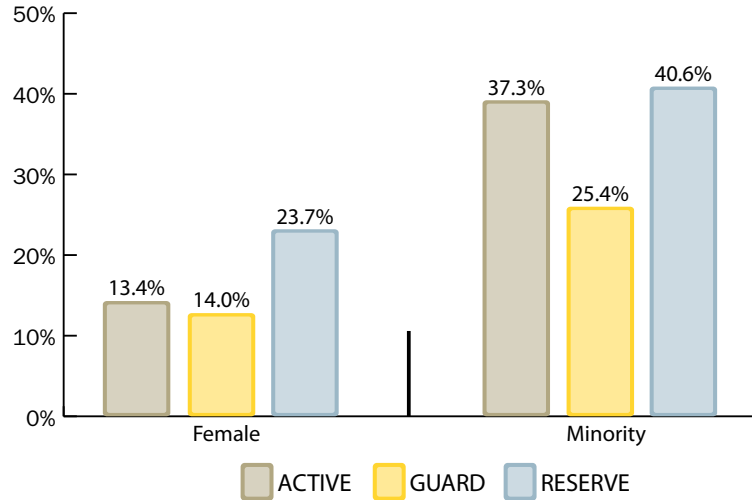
TOTAL ARMY

TOTAL STRENGTH OF THE ARMY



As of September 2009, there were 4,564 cadets enrolled at the U.S. Military Academy (85% males and 15% females).

Total=1,112,703



*Includes Sanctuary Soldiers

ACTIVE-DUTY ARMY

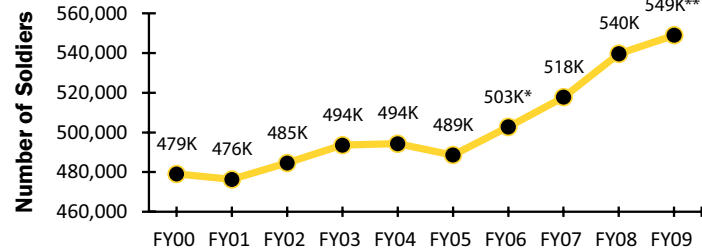
SOLDIER

Enlisted Accessions

	FY09
Total	70,045
Total Non-Prior Service	63,699
<i>Non-Prior Service Demographics</i>	
Female	15.6%
Black	16.8%
Hispanic	10.9%
High School Diploma Graduate*	94.6%
Test Score Category I-III	66.4%

*Percentage based on NPS accessions minus Tier Two Attrition Screen (TTAS) Program.

Active Component Army, FY00-FY09



*Includes ADOS Soldiers

**Includes Sanctuary Soldiers

Commissioned Officer

	Male	Female	Total
White	75.4%	57.5%	72.3%
Black	10.2%	24.2%	12.6%
Hispanic	5.6%	6.3%	5.7%
Asian	4.1%	5.9%	4.4%
Other	4.7%	6.1%	4.9%
Total	82.8%	17.2%	100%
Total Officers	62,624	12,995	75,619

Warrant Officer

	Male	Female	Total
White	64.6%	35.1%	61.9%
Black	15.5%	43.1%	17.9%
Hispanic	7.3%	9.8%	7.5%
Asian	1.8%	3.1%	1.9%
Other	10.9%	9.0%	10.7%
Total	91.1%	8.9%	100%
Total Warrants	13,825	1,351	15,176

Enlisted

	Male	Female	Total
White	64.2%	40.3%	61.1%
Black	18.4%	38.1%	20.9%
Hispanic	11.7%	13.5%	12.0%
Asian	3.3%	4.6%	3.5%
Other	2.4%	3.5%	2.5%
Total	87.0%	13.0%	100%
Total Enlisted	398,795	59,425	458,220

FAMILY

Married by Gender

	Male	Female	Total
Officer	71.1%	51.6%	67.8%
Warrant	85.2%	54.9%	82.5%
Enlisted	56.9%	47.2%	55.6%
Total	59.6%	48.2%	58.0%
Total Married	283,132	35,525	318,657

Dual Military Marriages (Percent of All Marriages)

	Male	Female	Total
Officer	4.8%	37.4%	9.0%
Warrant	4.3%	46.8%	6.8%
Enlisted	5.2%	39.5%	8.9%
Total	5.1%	39.3%	8.9%

Single with Children

	Male	Female	Total
Officer	3.1%	8.7%	4.0%
Warrant	5.6%	22.2%	7.1%
Enlisted	5.8%	15.8%	7.1%
Total	5.5%	14.7%	6.7%

Family Members

Spouses	300,153
Children	548,572
Other Dependents	5,387
Total	854,112

NATIONAL GUARD

SOLDIER

	Officer	Warrant	Enlisted	Total
White	81.8%	87.1%	73.6%	74.6%
Black	7.9%	5.3%	13.7%	13.0%
Hispanic	5.1%	4.2%	8.2%	7.9%
Asian	2.6%	1.2%	2.0%	2.1%
Other	2.6%	2.2%	2.4%	2.4%
Total	9.2%	2.1%	88.7%	100%
Total	33,140	7,526	317,725	358,391

FAMILY

Married by Gender

	Male	Female	Total
Officer	69.5%	48.7%	66.9%
Warrant	80.3%	52.7%	77.6%
Enlisted	44.4%	28.2%	42.1%
Total	47.6%	30.3%	45.2%
Total Married	146,608	15,236	161,844

Single with Children

	Male	Female	Total
Officer	5.8%	11.3%	6.5%
Warrant	7.0%	17.5%	8.1%
Enlisted	8.5%	17.4%	9.8%
Total	8.2%	16.9%	9.4%

RESERVE

SOLDIER

	Officer	Warrant	Enlisted	Total
White	69.6%	70.2%	57.3%	59.4%
Black	17.1%	16.4%	23.0%	22.0%
Hispanic	6.5%	8.7%	13.7%	12.5%
Asian	3.5%	2.2%	3.3%	3.3%
Other	3.3%	2.4%	2.7%	2.8%
Total	16.1%	1.4%	82.5%	100%
Total Reserve	33,010	2,970	169,317	205,297

FAMILY

Married by Gender

	Male	Female	Total
Officer	74.0%	53.1%	68.7%
Warrant	78.0%	46.2%	73.4%
Enlisted	42.7%	32.1%	40.2%
Total	48.2%	35.8%	45.3%
Total Married	75,556	17,366	92,922

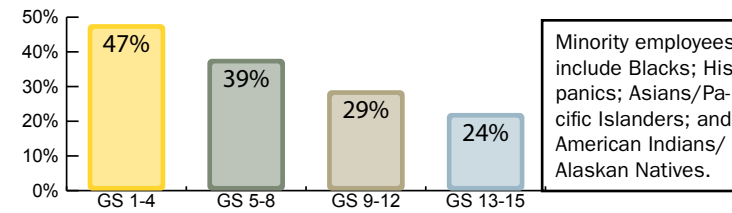
Single with Children

	Male	Female	Total
Officer	6.5%	12.1%	7.9%
Warrant	8.6%	18.6%	10.0%
Enlisted	7.6%	17.8%	10.0%
Total	7.4%	16.8%	9.6%

US ARMY CIVILIANS

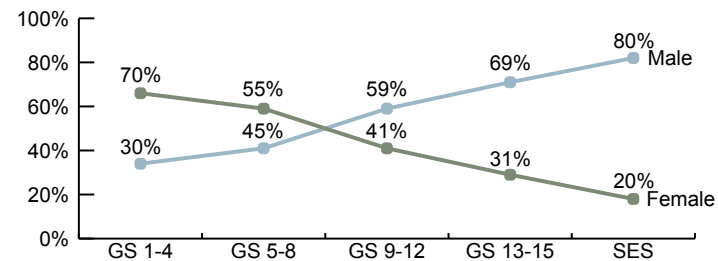
ARMY CIVILIAN EMPLOYEES (Excludes National Guard)

Minority Employees by Grade*



*Appropriated Fund Army Civilian Employees Only

Army Civilian Employees by Gender and Grade



Note: Civilian percentages are not comparable to previous year's data because 32% of Army Civilians converted to NSPS in FY07.

RETIREEES

U.S. Army Retirees*

20+ Years Active Service	439,246
20+ Years Reserve Service	318,542
Disabled-Temporary	6,459
Disabled-Permanent	74,680
Total	838,927


*Includes Active-Duty and Reserve Retirees

U.S. POPULATION STATISTICS

Comparison of U.S. Army and U.S. Population*

	Population Estimate* of 18-24 Yr olds w/ HSDG	Army Enlisted Accessions	Population Estimate* of 18-39 Yr. olds w/ HSDG	Army Enlisted	Population Estimate* of 25-54 Yr. olds w/ BA Degree	Army Officers
White	59%	68%	58%	61%	74%	72%
Black	17%	17%	17%	21%	9%	13%
Hispanic	20%	11%	21%	12%	7%	6%
Other	4%	4%	4%	6%	10%	9%

*Source: U.S Census, 2008 Population Estimates



FY09 ARMY PROFILE



Headquarters, Department of the Army
Deputy Chief of Staff of Personnel, G-1
Dr. Betty D. Maxfield, Chief
Office of Army Demographics
703-604-0694
Betty.Maxfield@hqda.army.mil

The following data are based on numbers provided by the Army and the Defense Manpower Data Center, and are valid as of September 30, 2009.