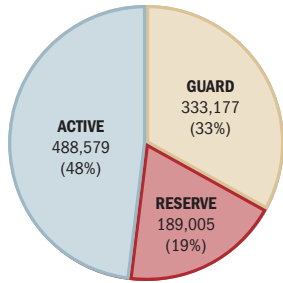


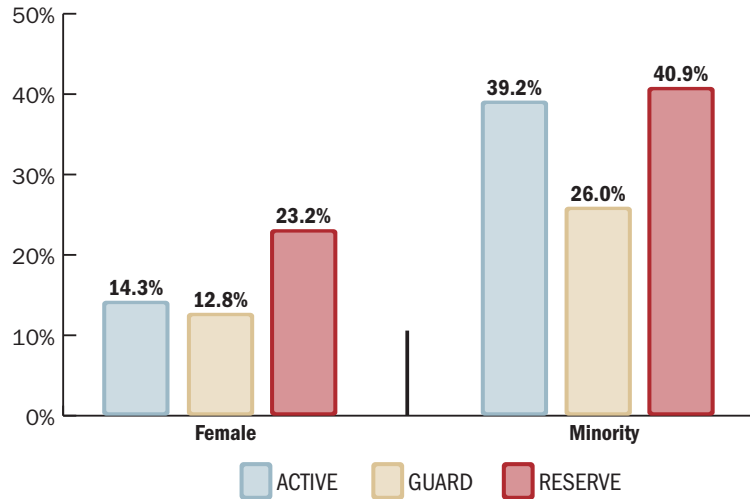
TOTAL ARMY

TOTAL STRENGTH OF THE ARMY



Total=1,010,761

As of September 2005, there were 4,149 cadets enrolled at the U.S. Military Academy (85% males and 15% females).



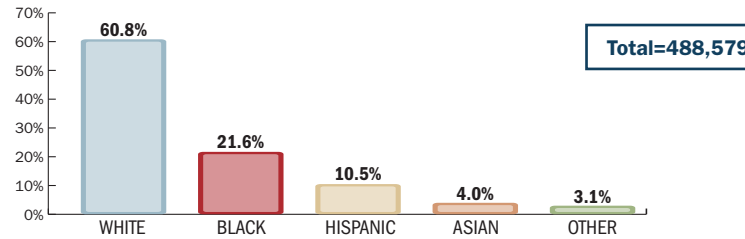
ACTIVE-DUTY ARMY

SOLDIER

Enlisted Accessions

	FY05
Total	73,373
Total Non-Prior Service	65,020
Female	17.4%
Black	13.5%
Hispanic	11.7%
Prior Service	11.4%
High School Diploma Graduate	87.0%
Test Score Category I-III	67.2%

Total Active



Commissioned Officer

	Male	Female	Total
White	77.6%	60.3%	74.7%
Black	10.1%	23.0%	12.3%
Hispanic	5.0%	5.8%	5.2%
Asian	4.3%	6.7%	4.7%
Other	3.0%	4.2%	3.1%
Total	83.4%	16.6%	100%
Total Officers	57,675	11,499	69,174

Warrant Officer

	Male	Female	Total
White	70.3%	40.2%	67.9%
Black	14.0%	42.7%	16.3%
Hispanic	6.0%	8.1%	6.2%
Asian	2.4%	3.7%	2.5%
Other	7.3%	5.3%	7.1%
Total	92.2%	7.8%	100%
Total Warrants	11,506	976	12,482

Enlisted

	Male	Female	Total
White	61.4%	38.8%	58.2%
Black	20.6%	40.1%	23.4%
Hispanic	11.3%	12.8%	11.5%
Asian	3.8%	4.6%	3.9%
Other	2.9%	3.7%	3.0%
Total	85.9%	14.1%	100%
Total Enlisted	349,569	57,354	406,923

Education Level

	GED	HSDG	Some Coll./AA	BA/BS	MA/PhD	Other/Unk.
Officer	0%	<0.1%	1.3%	58.4%	40.3%	<0.1%
Warrant	<0.1%	8.4%	61.3%	24.9%	5.2%	<0.1%
Enlisted	6.9%	76.0%	7.2%	4.7%	0.6%	4.6%

FAMILY

Married by Gender

	Male	Female	Total
Officer	71.4%	51.2%	68.1%
Warrant	84.4%	59.6%	82.5%
Enlisted	51.9%	43.2%	50.7%
Total	55.5%	44.7%	54.0%
Total Married	231,282	31,181	262,463

Dual Military Marriages (Percent of All Marriages)

	Male	Female	Total
Officer	5.0%	40.9%	9.5%
Warrant	4.4%	46.5%	6.7%
Enlisted	5.3%	37.1%	9.1%
Total	5.2%	38.0%	9.1%

Single with Children

	Male	Female	Total
Officer	3.2%	7.4%	3.9%
Warrant	5.6%	19.5%	6.7%
Enlisted	6.2%	15.0%	7.4%
Total	5.7%	13.8%	6.9%

Family Members

Spouses	251,318
Children	457,645
Other Dependents	3,932
Total	712,895

NATIONAL GUARD

SOLDIER

	Officer	Warrant	Enlisted	Total
White	82.8%	89.3%	72.8%	74.0%
Black	8.2%	4.4%	14.4%	13.7%
Hispanic	4.9%	3.6%	7.8%	7.4%
Asian	2.6%	1.5%	2.3%	2.3%
Other	1.5%	1.2%	2.7%	2.6%
Total	9.0%	2.0%	89.0%	100%
Total NG	29,952	6,602	296,623	333,177

FAMILY

Married by Gender

	Male	Female	Total
Officer	73.9%	50.8%	71.2%
Warrant	83.1%	55.6%	81.0%
Enlisted	49.0%	28.4%	46.3%
Total	52.0%	30.5%	49.2%
Total Married	150,961	13,043	164,004

Single with Children

	Male	Female	Total
Officer	5.2%	10.9%	5.8%
Warrant	5.8%	13.7%	6.4%
Enlisted	7.4%	14.6%	8.4%
Total	7.2%	14.3%	8.1%

RESERVE

SOLDIER

	Officer	Warrant	Enlisted	Total
White	71.5%	76.2%	56.0%	59.1%
Black	16.4%	13.9%	25.0%	23.3%
Hispanic	5.8%	6.2%	12.6%	11.3%
Asian	4.1%	2.1%	4.5%	4.4%
Other	2.2%	1.6%	1.9%	1.9%
Total	18.2%	1.3%	80.5%	100%
Total Reserve	34,406	2,529	152,070	189,005

FAMILY

Married by Gender

	Male	Female	Total
Officer	76.3%	53.9%	70.8%
Warrant	80.8%	42.6%	75.9%
Enlisted	45.8%	32.4%	42.7%
Total	51.8%	36.6%	48.2%
Total Married	75,153	16,038	91,191

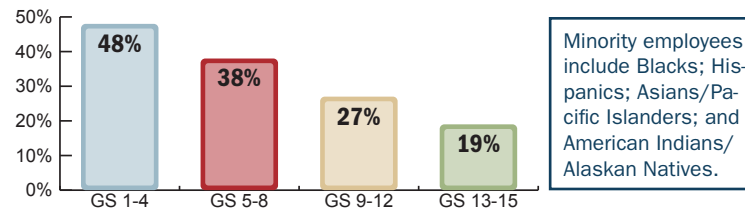
Single with Children

	Male	Female	Total
Officer	5.6%	11.4%	7.1%
Warrant	7.2%	18.4%	8.7%
Enlisted	7.3%	14.3%	8.9%
Total	7.0%	13.8%	8.6%

US ARMY CIVILIANS

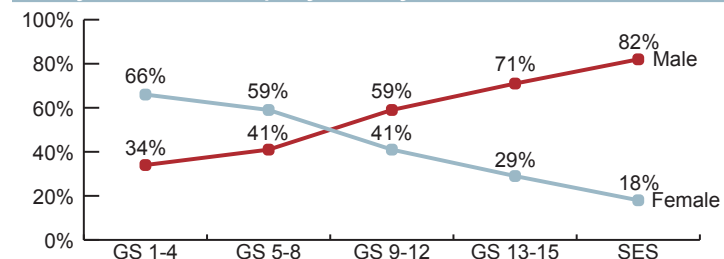
ARMY CIVILIAN EMPLOYEES (Excludes National Guard)

Minority Employees by Grade*



*Appropriated Fund Army Civilian Employees Only

Army Civilian Employees by Gender and Grade



RETIREEES

U.S. Army Retirees*

20+ Years Active Service	436,379
20+ Years Reserve Service	255,141
Disabled-Temporary	3,393
Disabled-Permanent	77,331
Total	772,244


*Includes Active-Duty and Reserve Retirees

U.S. POPULATION STATISTICS

Comparison of U.S. Army and U.S. Population*

	Population Estimate* of 18-19 Yr olds w/ HSDG	Army Enlisted Accessions	Population Estimate* of 18-39 Yr. olds w/ HSDG	Army Enlisted	Population Estimate* of 25-54 Yr. olds w/ BA Degree	Army Officers
White	68%	70%	62%	58%	77%	75%
Black	13%	14%	16%	23%	8%	12%
Hispanic	15%	12%	18%	12%	6%	5%
Other	4%	4%	4%	7%	9%	8%

*Source: U.S Census



FY05 ARMY PROFILE



Headquarters, Department of the Army
Deputy Chief of Staff of Personnel, G-1
Dr. Betty D. Maxfield, Chief
Office of Army Demographics
COM: 703-696-5128; DSN: 426-5128
Betty.Maxfield@hqda.army.mil

The following data are based on numbers provided by the Army and the Defense Manpower Data Center, and are valid as of September 30, 2005.