

# Transmission Planning in the Eastern Interconnection – Wisconsin’s Perspective

Brian Rybarik

Public Service Commission of Wisconsin

(608) 267-7899

January 31, 2011

State Climate and Energy Program Webinar



# Overview

1. **Wisconsin experience: RTO/ISO and regional planning**
2. **Wisconsin/state motivation for participation in EISPC**
3. **Two key drivers for participation**
  - a. Process
  - b. Data/Information





# Regional Action

2009/2010: Regulators from the Organization of MISO States (OMS) worked on Cost Allocation and Regional Planning



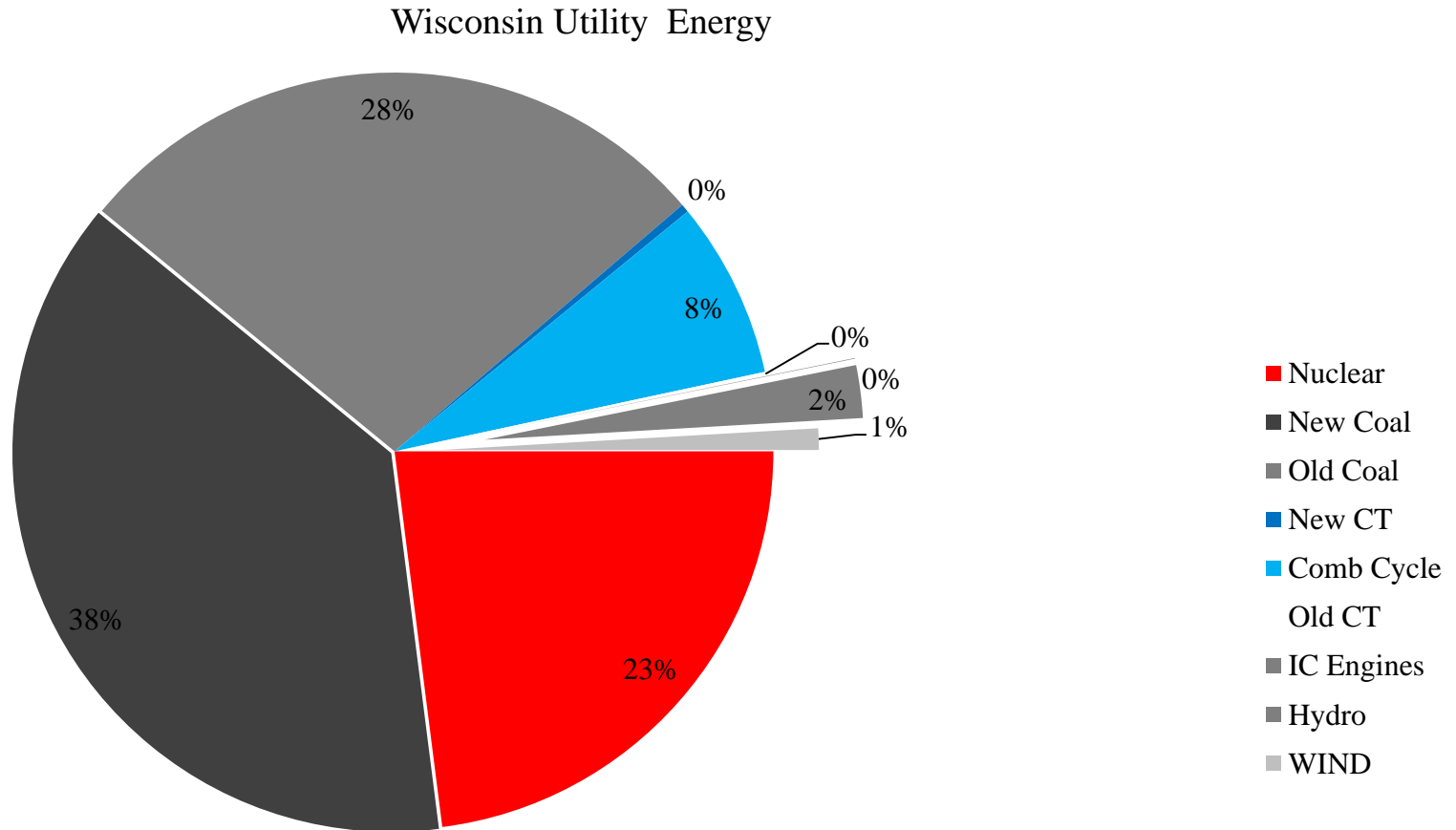
# CARP provided insights



1. **Recognize Inter-dependence**
2. **Potential Changes in Generation Portfolio**  
– **Changes in Transmission Strategy**
  - A. RPS Requirements
  - B. Carbon and other emission limits  
(Congress/EPA)
  - C. Other Policy Initiatives (efficiency etc...)
3. **Economies of Scale**

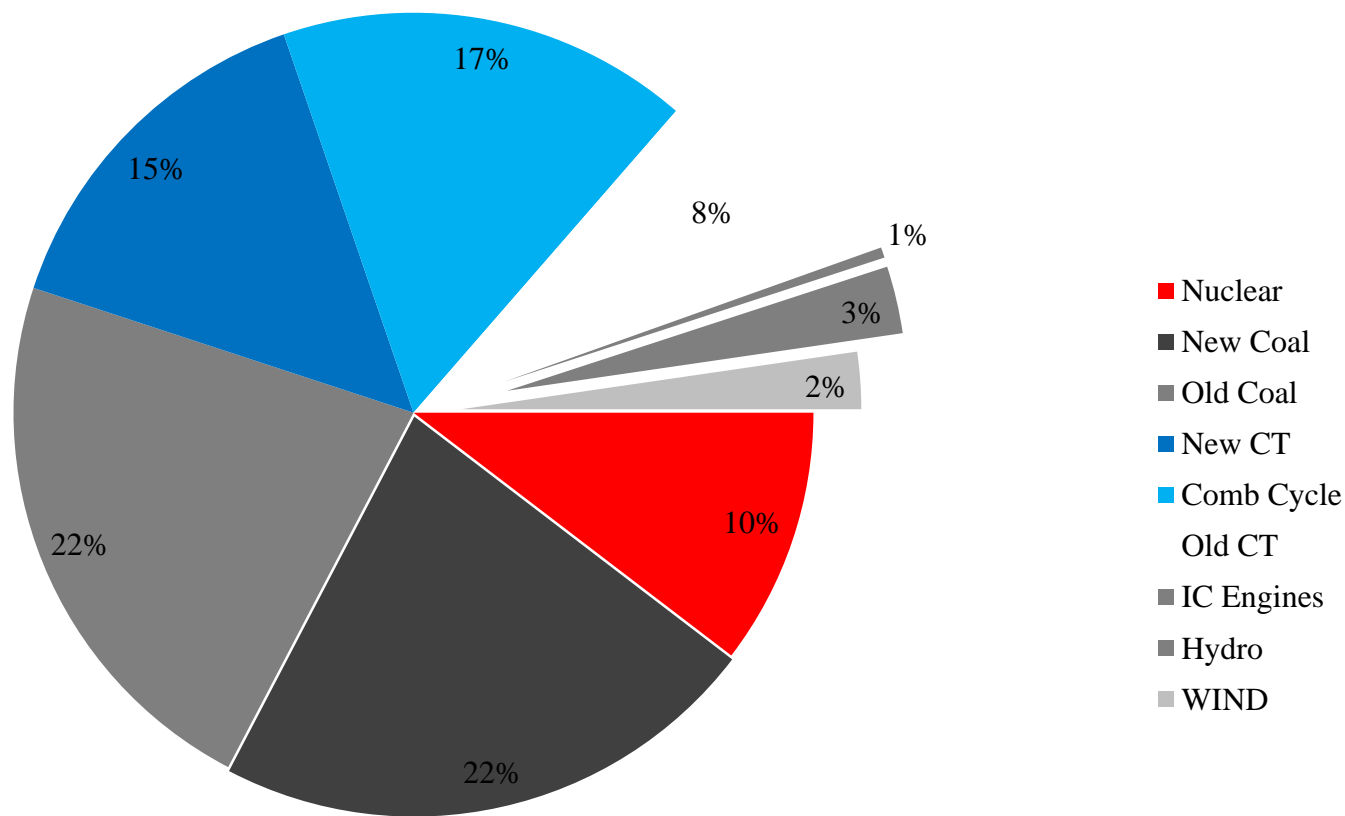


# Wisconsin – Why might regional viewpoints be important?



# Wisconsin – Why might regional viewpoints be important?

Wisconsin Utility Nameplate Capacity



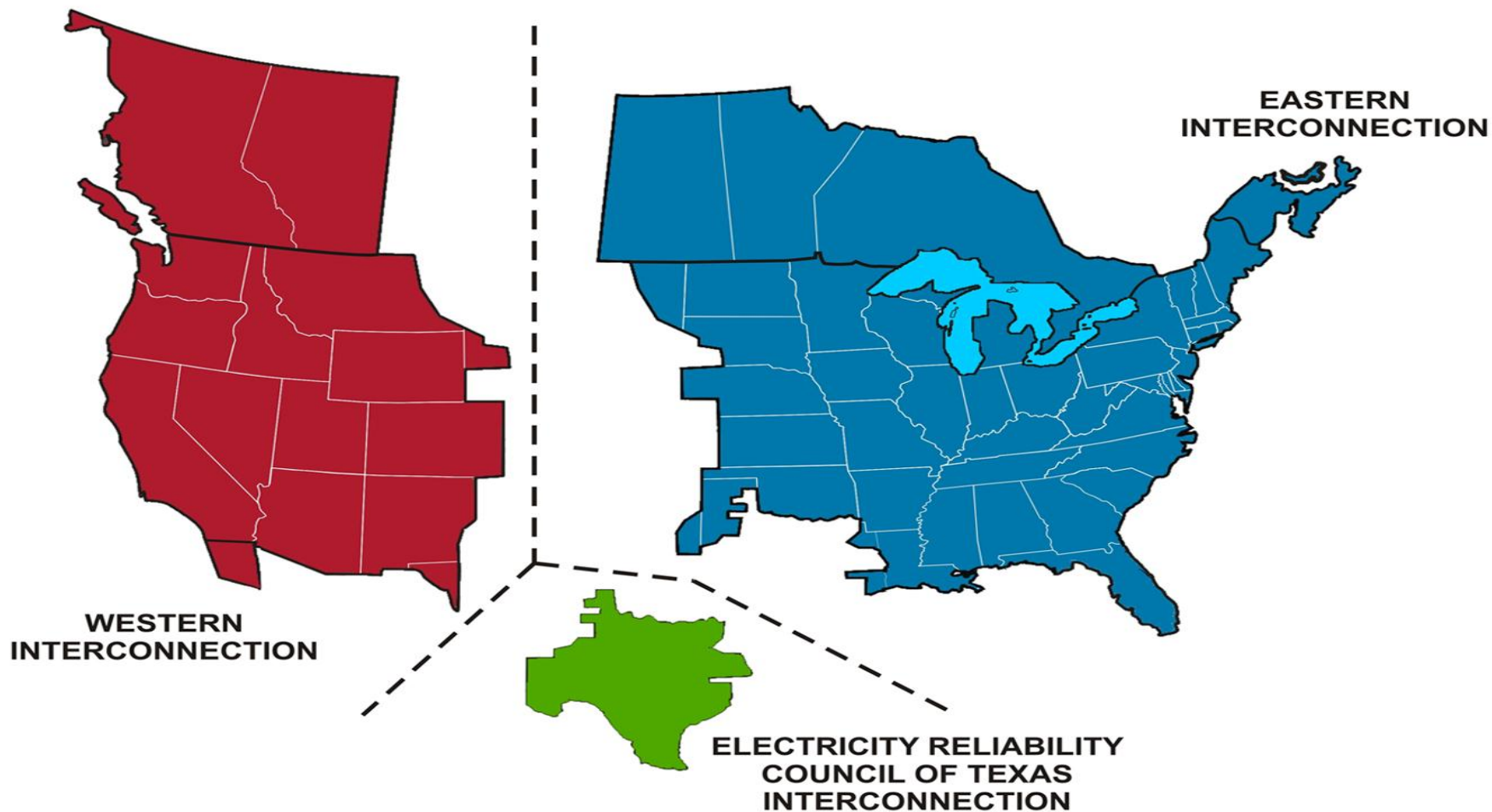
Then along comes...





# ARRA creates and über-regional opportunity for states (and planning authorities)

## North American Electric Reliability Corporation Interconnections



# CARP provided insights on...DOE provides framework and funding

1. **Recognize Inter-dependence**
2. **Changes in Generation Portfolio – Changes in Transmission Strategy**
  - A. RPS Requirements
  - B. Carbon Emission Limits
  - C. EPA Rules (Transport Rule/MACT/Cooling water/etc.)
  - D. Other Policy Initiatives – new clean energy standard?
3. **Economies of Scale**



# Process Benefits

- Working with states and stakeholders we don't normally interact with (people matter)
- Understanding the resources and constraints in other parts of the country
- **BASELINE INFRASTRUCTURE EXAMPLE**



# Process Benefits

- Participating in the process helps to ensure that modeling captures the regional differences within the EI
- Participating helps to ensure that any potential modeling biases are corrected



# Data. Information. Knowledge.

- Goal = information
- Modeling helps policy makers identify: what might generation portfolios look like under different futures? How much transmission might be necessary? What might this all cost?
- Identification of “energy zones” in EI
- Studies/Whitepapers will provide specific information demand resources, storage, renewable potential, and other technologies for future modeling efforts



# Data. Information. Knowledge.

- If my state is a participant – I can help decide what data is developed
- Need to identify state and regional items that are important
  - Example: Nuclear issues
  - Example: Environmental Regulatory Curtailment
  - Example: Off shore wind



**The End**

