

NOAA Technical Memorandum ERL GLERL-41

DOCUMENTATION OF SED--A SEDIMENT/WATER COLUMN CONTAMINANT MODEL

Gregory A. Lang  
Great Lakes Environmental Research Laboratory

Steven C. Chapra  
Texas A&M University  
Department of Civil Engineering  
College Station, Texas

Great Lakes Environmental Research Laboratory  
Ann Arbor, Michigan  
August 1982



**UNITED STATES  
DEPARTMENT OF COMMERCE**

**Malcolm Baldrige,  
Secretary**

NATIONAL OCEANIC AND  
ATMOSPHERIC ADMINISTRATION

John V. Byrne,  
Administrator

Environmental Research  
Laboratories

George H. Ludwig  
Director

#### NOTICE

Mention of a commercial company or product does not constitute an endorsement by NOAA Environmental Research Laboratories. Use for publicity or advertising purposes of information from this publication concerning proprietary products or the tests of such products is not authorized.

## ERRATA

The authors wish to add this information to NOAA Technical Memorandum ERL GLERL-41, **Documentation** of *SED--A Sediment/Water Column Contaminant Model*, August 1982, by Gregory A. Lang and Steven C. Chapra.

The FORTRAN program listed in Appendix B was written for a CDC Cyber 750 FORTRAN Extended Version 4.8 compiler. Successful application of this code to other compilers is not guaranteed.

In addition, the authors wish to reference the two software packages used in the program. The first package is the IMSL Library, Edition 9. It is a product of International Mathematical and Statistical Libraries, Incorporated, NBC Building, 7500 Bellaire Blvd., Houston, Texas. The subroutine ZSYSTEM, called on page 41, Appendix B, was used from this package to simultaneously solve a set of non-linear equations. ZSYSTEM has subsequently been replaced in the IMSL Library by the subroutine ZSPOW. The second software package is the DISSPLA version 8.2 software system. It is a product of the Integrated Software Systems Corporation (ISSCO), 4186 Sorrento Valley Blvd., San Diego, California. The subroutines called on pages 46 and 47, Appendix B, (excluding the subroutine RMAX) are all part of DISSPLA and were used to generate the plots in figures 4 and 5.

## CONTENTS

	Page
Abstract	1
1. INTRODUCTION	1
2. MODEL DEVELOPMENT	1
2.1 Contaminant Budget	2
2.1.1 Water Column Balance	3
2.1.1.1 Organic Pool	5
2.1.1.2 Inorganic Pool	6
2.1.1.3 Liquid Pool	6
2.1.1.4 Total Contaminant	7
2.1.2 Mixed Sediment Balance	11
2.1.2.1 Organic Pool	11
2.1.2.2 Inorganic Pool	12
2.1.2.3 Liquid Pool	12
2.1.2.4 Total Contaminant	13
2.1.3 Deep Sediment Balance	18
2.2 Solids Budget	19
2.2.1 Inorganic Solids	19
2.2.2 Organic Solids	20
3. MODEL USE	23
4. REFERENCES	30
Appendix A.--EXAMPLE OF MODEL OUTPUT FOR $^{239}\text{Pu}$ SIMULATION IN LAKE MICHIGAN	31
Appendix B.--LISTING OF SED	37

## FIGURES

	Page
1. Spatial segmentation scheme used in SED.	2
2. Flow chart representing the pathways of SED.	3
3. Overview of contaminant budget.	4
4. Loading rate of $^{239}\text{Pu}$ to Lake Michigan and simulated total concentration of $^{239}\text{Pu}$ in water column.	29
5. Simulated total, pore water, and solids concentration of $^{239}\text{Pu}$ in Lake Michigan sediments.	29

## TABLES

	Page
1. Lake parameters used in the simulation of $^{239}\text{Pu}$ in Lake Michigan.	25
2. Contaminant parameters used in the simulation of $^{239}\text{Pu}$ in Lake Michigan.	27
3. Model parameters used in the simulation of $^{239}\text{Pu}$ in Lake Michigan.	28

## DOCUMENTATION OF SED--

### A SEDIMENT/WATER COLUMN CONTAMINANT MODEL\*

Gregory A. Lang and Steven C. Chapra

Presented is documentation of a mathematical model developed to simulate the contaminant level in the sediments and overlying water column of a well-mixed lake. The contaminant is segmented into three fractions, organic, inorganic, and dissolved, each with different physical and kinetic properties. The principal application of the model would be prediction of the year-to-year and steady-state response of the water column and sediments to changes in the loading rate of contaminant and/or particulate matter. A simulation of  $^{239}\text{Pu}$  in Lake Michigan is presented as an example of the model's use.

#### 1. INTRODUCTION

Presented here is a brief description of a sediment/water column contaminant model called SED. It was developed by Dr. Steven Chapra, now a Professor at Texas A & M University, while he was at NOAA, Great Lakes Environmental Research Laboratory. Much of his work dealing with this model appears in "Long-term models of interactions between solids and contaminants in lakes" (Chapra, 1982), and *Engineering Approaches for Lake Management--Vol. 2: Mechanistic Modeling* (Chapra and Reckhow, 1982).

SED is a mathematical model designed to simulate the concentration of a contaminant in the sediments and overlying water column of a lake. It operates on an annual time scale, ignoring within-year variations. Its principal application would be to predict the year-to-year and steady-state responses of the water column and sediments to changes in the amount of contaminant and/or particulate matter entering the lake.

#### 2. MODEL DEVELOPMENT

The contaminant being considered is divided into three components--that associated with organic particulate matter, that associated with inorganic particulate matter, and that dissolved in the water. Adsorption/desorption plays an important role in such a kinetic segmentation scheme because only the portion of a contaminant that associates with particulate matter is subject to settling and resuspension and only the dissolved component is subject to diffusion and vaporization.

---

\*GLERL Contribution No. 325.

The water column is idealized as a completely mixed volume resulting in a lake-wide average contaminant concentration. The sediments are horizontally subdivided into well-mixed "slices" varying in thickness from a half of a centimeter near the sediment/water interface to several meters in the deep sediment. This spatial segmentation scheme (figure 1) yields a lake-wide mean annual estimate of the level of contaminant in the water column and provides the vertical profile of contaminant in the sediments.

SED comprises two main parts--a solids budget and a contaminant budget. The solids budget uses information such as the loading rate of particulate matter, density and porosity of the sediments, and various settling rates to calculate the steady-state concentrations of organic and inorganic particulate matter in the water column and sediments, as well as the burial velocity (or sedimentation rate). The contaminant budget uses information such as the physical characteristics of the lake, the loading rate and kinetic properties of the contaminant, and the results of the solids budget to predict the concentration of the three forms of contaminant in the water column and sediments. See flow chart in figure 2.

### 2.1 Contaminant Budget

The contaminant budget consists of a set of coupled differential equations that result when mass balances are written for each of the three contaminant components within their respective "pools." A pool is simply a place of residence, so to speak, for each of the three components. Each

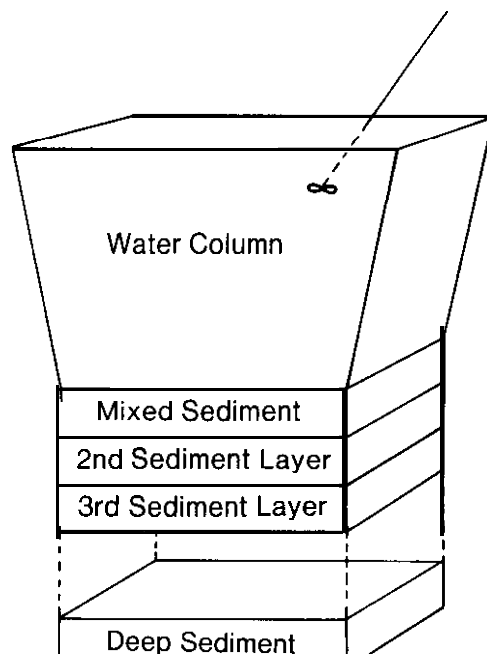


FIGURE 1.--*Spatial segmentation scheme used in SED.*



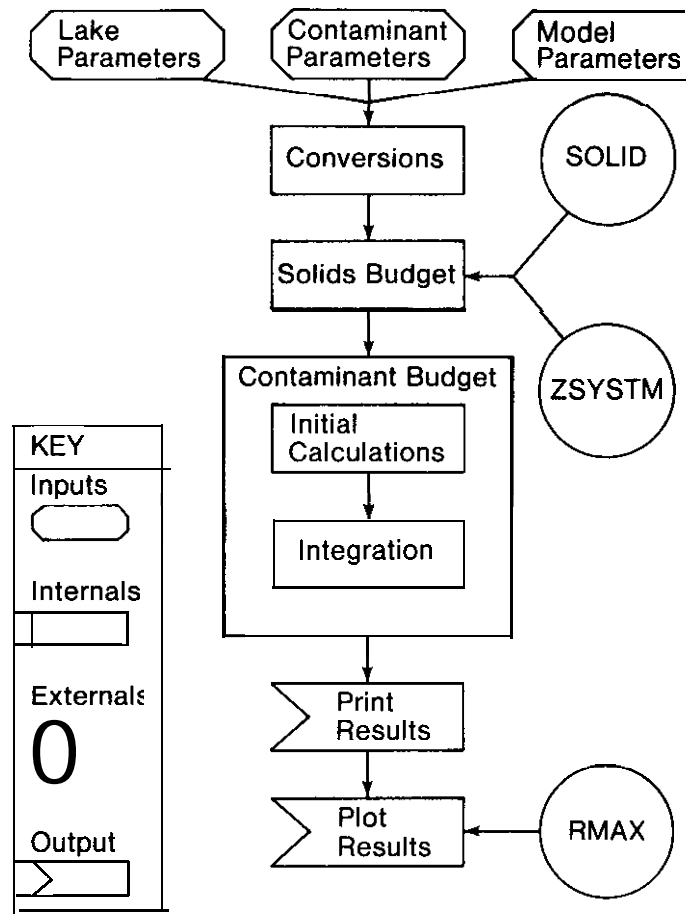


FIGURE 2.--Flow chart representing the pathways of SED.

well-mixed volume comprises three such pools--the organic solids volume (organic pool), the inorganic solids volume (inorganic pool), and the liquid volume (liquid pool). Contaminant levels within the three pools in each control volume depend on system inputs, system losses, and interactions between pools. Inputs are in the form of contaminant loading; losses include flushing, settling, vaporization, and decay; and interactions between pools consist of adsorption and desorption, resuspension, settling, and diffusion. See figure 3.

2.1.1 Water Column Balance

The term "water column" is somewhat imprecise--it refers to the entire lake volume, which includes all three pools, and not just to the liquid pool, as the term might suggest. But, since the porosity of the water column is assumed to be equal to one, the *volume* of the liquid pool is, in fact, essentially equal to the volume of the entire water column. This distinction is important in the sediments where the porosity is less than one. Presented below are the differential equations for the three pools in the water column and for the entire water column.

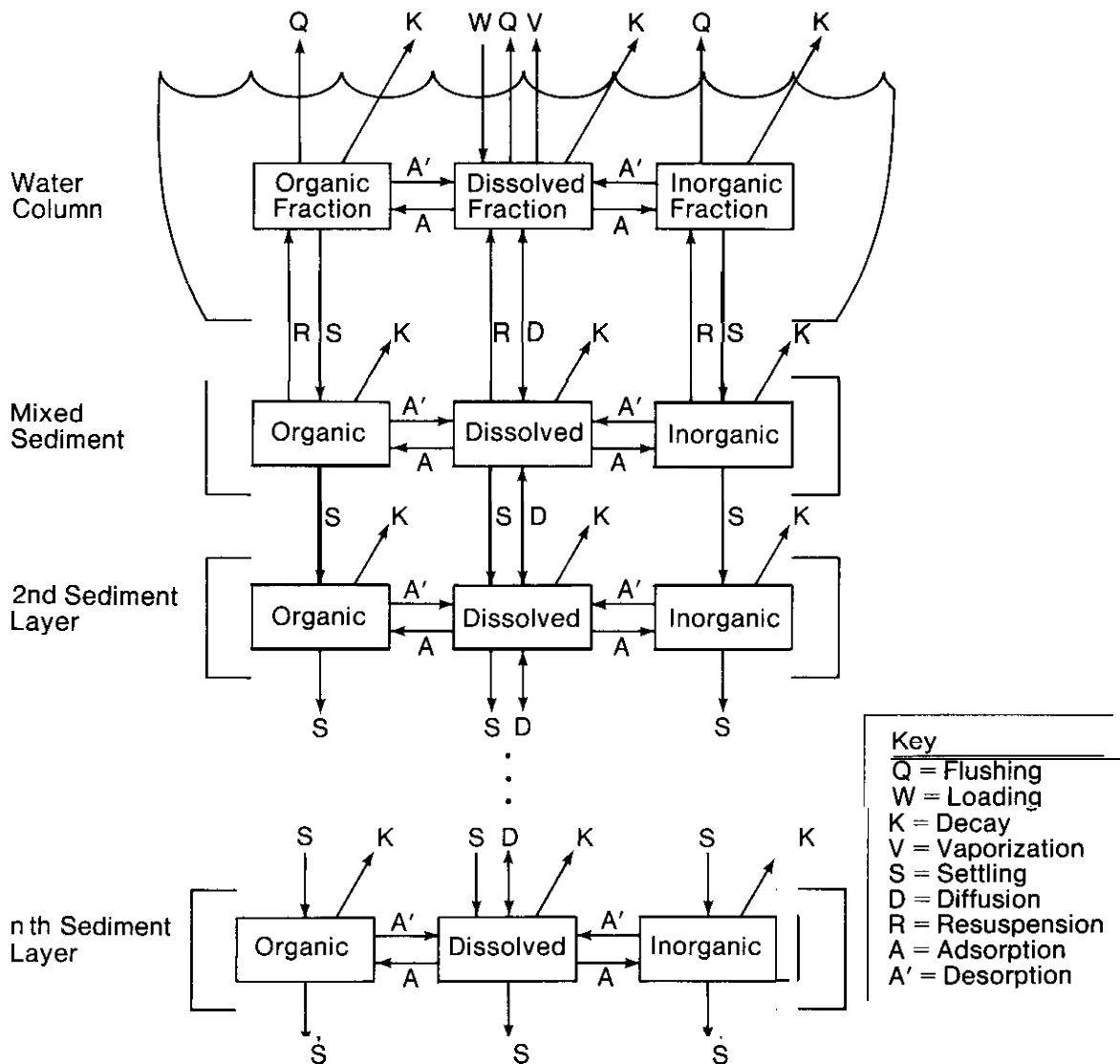


FIGURE 3.--Overview of contaminant **budget**. Arrows represent pathways of contaminant into and out of the system, between control volumes, and between pools.

2.1.1.1 Organic Pool. A mass balance for the contaminant associated with the organic solids in the water column can be written as

$$\begin{aligned}
 m_{o,w} \frac{dv_{o,w}}{dt} = & k_{ad,o,w} m_{o,w} c_{l,w} - k_{de,o,w} m_{o,w} v_{o,w} - \frac{Q}{V_{t,w}} m_{o,w} v_{o,w} \\
 & \text{(absorption)} \qquad \qquad \text{(desorption)} \qquad \qquad \text{(flushing)} \\
 & + \frac{v_{o,w} A_w}{V_{t,w}} m_{o,w} v_{o,w} + \frac{v_r A_m}{V_t} m_{o,m} v_{o,w} - k_{o,w} m_{o,w} v_{o,w} \qquad (1) \\
 & \text{(settling)} \qquad \qquad \text{(resuspension)} \qquad \qquad \text{(decay)}
 \end{aligned}$$

- where  $m_{o,w}$  = mass of organic suspended solids, grams dry weight\*,  
 $v_{o,w}$  = curies\*\* of contaminant associated with the organic solids per mass of organic solid, curies per gram,  
 $k_{ad,o,w}$  = adsorption rate of contaminant from liquid pool to organic pool, cubic meters per gram per year,  
 $k_{de,o,w}$  = desorption rate of contaminant from organic pool to liquid pool, per year,  
 $c_{l,w}$  = curies of contaminant dissolved in liquid pool per volume of liquid pool, curies per cubic meter,  
 $Q$  = advective water flow leaving lake, cubic meters per year,  
 $V_{t,w}$  = volume of water column, cubic meters,  
 $v_{o,w}$  = settling rate of organic solids, meters per year,  
 $A_w$  = average surface area of the water column, square meters,  
 $v_r$  = resuspension rate, meters per year,  
 $A_m$  = surface area at sediment/water interface, square meters,

---

\*For simplicity, the term "dry weight" will be dropped, and henceforth the term gram will stand for "grams dry weight" unless otherwise noted.

\*\*Keep in mind that not all contaminants are measured in curies (e.g., PCB's are measured in mass units, such as  $\mu\text{g}$ ).

- $V_{t,m}$  = volume of first sediment layer (mixed sediment), cubic meters,  
 $m_{o,m}$  = mass of organic solids in mixed sediment, grams,  
 $v_{o,m}$  = curies of contaminant associated with the organic solids in the mixed sediment per mass of organic solid, curies per gram,  
 $k_{o,w}$  = decay rate of contaminant in the organic pool, per year,  
 $t$  = time, years, and  
 $w$  = subscript denoting water column.

2.1.1.2 Inorganic Pool. A mass balance for the contaminant associated with the inorganic solids in the water column can be written as

$$\begin{aligned}
 m_{i,w} \frac{dv_{i,w}}{dt} = & k_{ad,i,w} m_{i,w} c_{l,w} - k_{de,i,w} m_{i,w} v_{i,w} - \frac{Q}{V_{t,w}} m_{i,w} v_{i,w} \\
 & \text{(adsorption)} \qquad \qquad \text{(desorption)} \qquad \qquad \text{(flushing)} \\
 & + \frac{v_{i,w} A_w}{V_{t,w}} m_{i,w} v_{i,w} + \frac{v_r A_m}{V_{t,m}} m_{i,m} v_{i,w} - k_{i,w} m_{i,w} v_{i,w}, \quad (2) \\
 & \text{(settling)} \qquad \qquad \text{(resuspension)} \qquad \qquad \text{(decay)}
 \end{aligned}$$

where the terms are identical to the terms for the organic pool, except that the subscript "o" has been replaced by the subscript "i," denoting inorganic.

2.1.1.3 Liquid Pool. A mass balance for the contaminant dissolved in the liquid pool can be written as

$$\begin{aligned}
 V_{l,w} \frac{dc_{l,w}}{dt} = & W_c(t) - Q c_{l,w} - v_v A_s c_{l,w} + k_{de,o,w} m_{o,w} v_{o,w} \\
 & \text{(loading)} \quad \text{(flushing)} \quad \text{(vaporization)} \quad \text{(desorption)} \\
 & - k_{ad,o,w} m_{o,w} c_{l,w} + k_{de,i,w} m_{i,w} v_{i,w} - k_{ad,i,w} m_{i,w} c_{l,w} \\
 & \qquad \qquad \text{(adsorption)} \qquad \qquad \text{(desorption)} \qquad \qquad \text{(adsorption)} \\
 & + \frac{\phi E_s A_m}{(z_b + z_m)/2} (c_{pw,m} - c_{l,w}) + v_r \phi A_m c_{pw,m} - k_{d,w} V_{l,w} c_{l,w}, \quad (3) \\
 & \qquad \qquad \text{(diffusion)} \qquad \qquad \text{(resuspension)} \qquad \qquad \text{(decay)}
 \end{aligned}$$

where  $V_{1,w}$  = volume of the liquid pool, cubic meters,  
 $W_c(t)$  = loading rate of contaminant dissolved in the liquid pool,  
 curies per year,  
 $v_v$  = vaporization rate, meters per year,  
 $A_s$  = surface area at air/water interface, square meters,  
 $\phi$  = porosity of sediments, dimensionless,  
 $E_s$  = diffusion coefficient, square meters per year,  
 $z_b$  = thickness of the laminar boundary layer above the  
 sediment/water interface, meters,  
 $z_m$  = thickness of mixed sediment layer, meters,  
 $c_{pw,m}$  = curies of dissolved contaminant per volume of liquid pool  
 in mixed sediment, curies per cubic meter, and  
 $k_{d,w}$  = decay rate of contaminant dissolved in liquid pool, per year.

Note that

$$E_s = E_m \phi^2,$$

where  $E_m$  = molecular diffusion, square meters per year.

2.1.1.4 Total Contaminant in the Water Column. It is often more desirable to work in terms of the total contaminant (i.e., the sum of the three components), thus reducing the number of equations per control volume to one and greatly simplifying the calculations. Since sorption reactions typically proceed much faster than input-output processes, a local equilibrium can be assumed and equations (1), (2), and (3) can be combined to yield

$$V_{t,w} \frac{dc_{t,w}}{dt} = W_c(t) - \frac{Q}{V_{t,w}} m_{o,w} v_{o,w} - \frac{Q}{V_{t,w}} m_{i,w} v_{i,w} - Q c_{l,w}$$

$$+ \frac{v_{o,w} A_s}{V_{t,w}} m_{o,w} v_{o,w} - \frac{v_{i,w} A_s}{V_{t,w}} m_{i,w} v_{i,w} - v_v A_s c_{l,w}$$

$$+ \frac{\phi E_s A_m}{z_b} (c_{pw,m} - c_{l,w}) + \frac{v_r A_m}{V_{t,m}} m_{o,m} v_{o,m} + \frac{v_r A_m}{V_{t,m}} m_{i,m} v_{i,m}$$

$$+ v_r \phi A_m c_{pw,m} - k_{o,w} m_{o,w} v_{o,w} - k_{i,w} m_{i,w} v_{i,w} - k_d w V_{l,w} c_{l,w} \quad (4)$$

where  $c_{t,w}$  = curies of total contaminant in water column per total volume of water column, curies per cubic meter, and

$z'_b$  = thickness defining the gradient between the mixed sediment and the overlying Water ( $= (z_b + z_m)/2$ ),

Some new terms must be introduced to relate the individual terms  $v_{o,w}$ ,  $v_{i,w}$ , and  $c_{l,w}$  to the total concentration,  $c_{t,w}$ . Remember that, since the porosity of the water column is essentially equal to one, the volume of the liquid pool equals the volume of the water column, or

$$V_{l,w} = V_{t,w}$$

And it follows that the concentration of dissolved contaminant with respect to the liquid pool,  $c_{l,w}$ , is essentially equal to the concentration of dissolved contaminant with respect to the total water column, or

$$c_{l,w} = c_{d,w}$$

where  $c_{d,w}$  = curies of contaminant dissolved in liquid pool per total volume of water column, curies per cubic meter.

Defining the terms

$$c_{o,w} = \frac{m_{o,w} v_{o,w}}{V_{t,w}} \quad (5)$$

and

$$c_{i,w} = \frac{m_{i,w} v_{i,w}}{V_{t,w}} \quad (6)$$

where  $c_{o,w}$  = curies of contaminant associated with organic solids per total water column volume, curies per cubic meter, and

$c_{i,w}$  = curies of contaminant associated with inorganic solids per total water column volume, curies per cubic meter,

yields an expression for the total contaminant in the water column in terms of its three components,

$$c_{t,w} = c_{d,w} + c_{o,w} + c_{i,w} \quad (7)$$

or

$$c_{t,w} = c_{d,w} + \frac{m_{o,w} v_{o,w}}{V_{t,w}} + \frac{m_{i,w} v_{i,w}}{V_{t,w}} \quad (8)$$

In a temporal sense, many sorption reactions are rapid and are assumed to reach equilibrium much faster than the yearly time scale of the model. This equilibrium is a dynamic state representing a balance between adsorption and desorption, as in

$$k_{ad,o,w} m_{o,w} c_{d,w} = k_{de,o,w} m_{o,w} v_{o,w}$$

and

$$k_{ad,i,w} m_{i,w} c_{d,w} = k_{de,i,w} m_{i,w} v_{i,w}$$

With the above assumption, the following partition coefficients can be defined:

$$K_{d,o,w} = \frac{k_{ad,o,w}}{k_{de,o,w}} \frac{v_{o,w}}{c_{d,w}} \quad (9)$$

and

$$K_{d,i,w} = \frac{k_{ad,i,w}}{k_{de,i,w}} \frac{v_{i,w}}{c_{d,w}} \quad (10)$$

where  $K_{d,o,w}$  = organic partition (or distribution) coefficient in the water column, cubic meters per gram, and

$K_{d,i,w}$  = inorganic partition (or distribution) coefficient in the water column, cubic meters per gram.

Equations (8), (9), and (10) can be combined and rearranged to yield

$$c_{d,w} = F_{d,w} c_{t,w} \quad (11)$$

where  $F_{d,w} = \frac{1}{1 + \frac{m_{o,w} K_{d,o,w}}{V_{t,w}} + \frac{m_{i,w} K_{d,i,w}}{V_{t,w}}}$ ,

and

$$c_{o,w} = F_{o,w} c_{t,w}, \quad (12)$$

where  $F_{o,w} = \frac{\frac{m_{o,w} K_{d,o,w}}{V_{t,w}}}{1 + \frac{m_{o,w} K_{d,o,w}}{V_{t,w}} + \frac{m_{i,w} K_{d,i,w}}{V_{t,w}}}$

and

$$c_{i,w} = F_{i,w} c_{t,w}, \quad (13)$$

where  $F_{i,w} = \frac{\frac{m_{i,w} K_{d,i,w}}{V_{t,w}}}{1 + \frac{m_{o,w} K_{d,o,w}}{V_{t,w}} + \frac{m_{i,w} K_{d,i,w}}{V_{t,w}}}$

Thus,

$$c_{l,w} = c_{d,w} = F_{d,w} c_{t,w}, \quad (14)$$

$$v_{o,w} = \frac{V_{t,w}}{m_{o,w}} F_{o,w} c_{t,w}, \quad (15)$$

and

$$v_{i,w} = \frac{V_{t,w}}{m_{i,w}} F_{i,w} c_{t,w}. \quad (16)$$



Note that

$$F_{d,w} + F_{o,w} + F_{i,w} = 1.$$

Finally, by substituting equations (14), (15), and (16) into equation (4), the total contaminant balance in the water column can be reexpressed as

$$\begin{aligned} V_{t,w} \frac{dc_{t,w}}{dt} = & W_c(t) - Q c_{t,w} - v \frac{A}{v_s} F_{d,w} c_{t,w} - v_o w \frac{A}{w} F_{o,w} c_{t,w} \\ & - v_{i,w} \frac{A}{w} F_{i,w} c_{t,w} + \frac{\phi E_s A_m}{z_b} (F_{pw,m} c_{t,m}^* - F_{d,w} c_{t,w}) \\ & + v_r \frac{A_m}{m} c_{t,m}^{**} - k_{d,w} V_{t,w} F_{d,w} - c k_{o,w} V_{t,w} F_{o,w} c_{t,w} \\ & - k_{i,w} V_{t,w} F_{i,w} c_{t,w}. \end{aligned} \quad (17)$$

### 2.1.2 Mixed Sediment Balance

The mixed sediment is the first segment below the water column and is usually between 1 and 2 cm in depth. It is so called because of the intense mixing, or bioturbation, caused by the benthic organisms that reside there. The mixed sediment also comprises three pools--the liquid pool (also called the pore water), the organic pool, and the inorganic pool. Presented below are the differential equations for the three pools in the mixed sediment.

2.1.2.1 Organic Pool. A mass balance for the contaminant associated with the organic solids in the mixed sediment can be written as

---

\*It will be shown in the following section that  $c_{pw,m} = F_{pw,m} c_{t,m}$ .

\*\*It will also be shown that the sum of the three resuspension terms equals  $v_r \frac{A_m}{m} c_{t,m}$ .

$$\begin{aligned}
m_{o,m} \frac{dv_{o,m}}{dt} = & k_{ad,o,m} m_{o,m} c_{pw,m} - k_{de,o,m} m_{o,m} v_{o,m} + v_{q,w} A_w F_{q,w} c_{t,w} \\
& \text{(adsorption)} \qquad \qquad \qquad \text{(desorption)} \qquad \qquad \qquad \text{(settling)} \\
& - \frac{v_b A_m}{V_{t,m}} m_{o,m} v_{o,m} - \frac{v_r A_m}{V_{t,m}} m_{o,m} v_{o,m} - k_{o,m} m_{o,m} v_{o,m}, \qquad (18) \\
& \text{(burial)} \qquad \qquad \qquad \text{(resuspension)} \qquad \qquad \qquad \text{(decay)}
\end{aligned}$$

where  $c_{pw,m}$  = curies of contaminant dissolved in pore water per volume of pore water, curies per cubic meter, and

$v_b$  = burial velocity, meters per year.

The remaining terms are identical to the terms used for the organic pool in the water column, except that the subscript "w" has been replaced by the subscript "m," denoting mixed sediment.

2.1.2.2 Inorganic Pool. A mass balance for the contaminant associated with the inorganic solids in the mixed sediment can be written as

$$\begin{aligned}
m_{i,m} \frac{dv_{i,m}}{dt} = & k_{ad,i,m} m_{i,m} c_{pw,de i m} - k_{de i m} m_{i,m} v_{i,m} + v_{i,w} A_w F_{i,w} c_{t,w} \\
& \text{(adsorption)} \qquad \qquad \qquad \text{(desorption)} \qquad \qquad \qquad \text{(settling)} \\
& - \frac{v_b A_m}{V_{t,m}} m_{i,m} v_{i,m} - \frac{v_r A_m}{V_{t,m}} m_{i,m} v_{i,m} - k_{i,m} m_{i,m} v_{i,m}, \qquad (19) \\
& \text{(burial)} \qquad \qquad \qquad \text{(resuspension)} \qquad \qquad \qquad \text{(decay)}
\end{aligned}$$

where the terms are identical to the terms used for the organic pool in the mixed sediment, except that the subscript "o" has been replaced by the subscript "i," denoting inorganic.

2.1.2.3 Liquid Pool. A mass balance for the contaminant dissolved in the pore water in the mixed sediment can be written as

$$\begin{aligned}
V_{pw,m} \frac{dc_{pw,m}}{dt} = & k_{de,o,m} m_{o,m} v_{o,m} - k_{ad,o,m} m_{o,m} c_{pw,m} + k_{de,i,m} m_{i,m} v_{i,m} \\
& \text{(desorption)} \qquad \qquad \text{(adsorption)} \qquad \qquad \text{(desorption)} \\
& - k_{ad,i,m} m_{i,m} c_{pw,m} + \frac{\phi E_s A_m}{z_b} (F_{d,w} c_{t,w} - c_{pw,m}) \\
& \text{(adsorption)} \qquad \qquad \qquad \text{(diffusion)} \\
& + \frac{\phi E_s A_m}{z_{m,2}} (c_{pw,2} - c_{pw,m}) - v_b \phi A_m c_{pw,m} - v_r \phi A_m c_{pw,m} \\
& \text{(diffusion)} \qquad \qquad \qquad \text{(burial)} \qquad \qquad \text{(resuspension)} \\
& - k_{d,m} V_{pw,m} c_{pw,m}, \qquad \qquad \qquad (20) \\
& \text{(decay)}
\end{aligned}$$

where  $V_{pw,m}$  = volume of the pore water, cubic meters,

$c_{pw,2}$  = concentration of contaminant dissolved in the pore water in the second sediment layer, curies per cubic meter, and

$z_{m,2}$  = mixing zone between mixed sediment and second sediment layer (=  $(z_m + z_2)/2$ ), meters.

The remaining terms are identical to the terms used for the liquid pool in the water column, except that the subscript "w" has been replaced by the subscript "m," denoting mixed sediment.

2.1.2.4 Total Contaminant in the Mixed Sediment. Again it is desirable to work in terms of the total contaminant; therefore, adding equations (18), (19), and (20) yields

$$\begin{aligned}
V_{t,m} \frac{dc_{t,m}}{dt} = & v_{o,w} A_w F_{o,w} c_{t,w} + v_{i,w} A_w F_{i,w} c_{t,w} \\
& + \frac{\phi E_s A_m}{z_b} (F_{d,w} c_{t,w} - c_{pw,m}) + \frac{\phi E_s A_m}{z_{m,2}} (c_{pw,2} - c_{pw,m})
\end{aligned}$$

$$\begin{aligned}
& - \frac{v_b A_m}{V_{t,m}} m_{o,m} v_{o,m} - \frac{v_b A_m}{V_{t,m}} m_{i,m} v_{i,m} - v_b \phi A_m c_{pw,m} \\
& - \frac{v_r A_m}{V_{t,m}} m_{o,m} v_{o,m} - \frac{v_r A_m}{V_{t,m}} m_{i,m} v_{i,m} - v_r \phi A_m c_{pw,m} \\
& - k_{d,m} \frac{V_{pw,m}}{V_{t,m}} c_{pw,m} - k_{i,m} m_{i,m} v_{i,m}, \quad (21)
\end{aligned}$$

where  $c_{t,m}$  = curies of total contaminant in mixed sediment per total volume of mixed sediment, curies per cubic meter.

It is again necessary to relate the individual terms  $v_{o,m}$ ,  $v_{i,m}$ , and  $c_{pw,m}$  to the total concentration,  $c_{t,m}$ . The volume of the pore water can be related to the total volume of the mixed sediment by the porosity, as in

$$V_{pw,m} = \phi V_{t,m}.$$

The concentration of contaminant dissolved in the pore water can also be related by porosity to the concentration of contaminant dissolved in the total mixed sediment volume, as in

$$c_{d,m} = \phi c_{pw,m}, \quad (22)$$

where  $c_{d,m}$  = curies of contaminant dissolved in the pore water per total volume of mixed sediment, curies per cubic meter.

Defining the terms

$$c_{o,m} = \frac{m_{o,m} v_{o,m}}{V_{t,m}} \quad (23)$$

and

$$c_{i,m} = \frac{m_{i,m} v_{i,m}}{V_{t,m}}, \quad (24)$$

where  $c_{o,m}$  = curies of contaminant associated with organic solids per total volume of mixed sediment, curies per cubic meter, and

$c_{i,m}$  = curies of contaminant associated with inorganic solids per total volume of mixed sediment, curies per cubic meter,

yields an expression for the total contaminant in the mixed sediment in terms of its three components as follows:

$$c_{t,m} = c_{d,m} + c_{o,m} + c_{i,m} \quad (25)$$

or

$$c_{t,m} = \phi c_{pw,m} + \frac{m_{o,m} v_{o,m}}{V_{t,m}} + \frac{m_{i,m} v_{i,m}}{V_{t,m}} \quad (26)$$

Equation (26) can be further simplified by the use of the following equations:

$$\frac{m_{o,m}}{V_{t,m}} = \rho_o \phi_o \quad (27)$$

and

$$\frac{m_{i,m}}{V_{t,m}} = \rho_i \phi_i, \quad (28)$$

where  $\rho_o$  = mass density of the organic solids in the mixed sediment, grams per cubic meter,

$\phi_o$  = volume of the organic solids per total mixed sediment volume, dimensionless,

$\rho_i$  = mass density of the inorganic solids in the mixed sediment, grams per cubic meter, and

$\phi_i$  = volume of the inorganic solids per total mixed sediment volume, dimensionless.

Note that

$$\phi + \phi_o + \phi_i = 1.$$

Thus,

$$c_{t,m} = \phi c_{pw,m} + \rho_o \phi_o v_{o,m} + \rho_i \phi_i v_{i,m}. \quad (29)$$

Again, partition coefficients are defined as

$$K_{d,o,m} = \frac{k_{ad,o,m}}{k_{de,o,m}} = \frac{v_{o,m}}{c_{pw,m}} \quad (30)$$

$$K_{d,i,m} = \frac{k_{ad,i,m}}{k_{de,i,m}} = \frac{v_{i,m}}{c_{pw,m}}, \quad (31)$$

where  $K_{d,o,m}$  = organic partition coefficient, cubic meters per gram, and

$K_{d,i,m}$  = inorganic partition coefficient, cubic meters per gram.

Equations (29), (30), and (31) can be combined and rearranged to yield

$$c_{pw,m} = F_{pw,m} c_{t,m}, \quad (32)$$

where  $F_{pw,m} = \frac{1}{\phi + \rho_o \phi_o K_{d,o,m} + \rho_i \phi_i K_{d,i,m}},$

and

$$c_{o,m} = F_{o,m} c_{t,m}, \quad (33)$$

where  $F_{o,m} = \frac{\rho_o \phi_o K_{d,o,m}}{\phi + \rho_o \phi_o K_{d,o,m} + \rho_i \phi_i K_{d,i,m}},$

$$c_{i,m} = F_{i,m} c_{t,w}, \quad (34)$$

$$\text{where } F_{i,m} = \frac{\rho_i \phi_i K_{d,i,m}}{\phi + \rho_o \phi_o K_{d,o,m} + \rho_i \phi_i K_{d,i,m}},$$

and

$$c_{d,m} = F_{d,m} c_{t,m}, \quad (35)$$

$$\text{where } F_{d,m} = \phi F_{pw,m}.$$

Thus,

$$c_{pw,m} = F_{pw,m} c_{t,m}, \quad (36)$$

$$c_{d,m} = \phi c_{pw,m} = F_{d,m} c_{t,m}, \quad (37)$$

$$v_{o,m} = \frac{V_{t,m}}{m_{o,m}} F_{o,m} c_{t,m}, \quad (38)$$

and

$$v_{i,m} = \frac{V_{t,m}}{m_{i,m}} F_{i,m} c_{t,m}. \quad (39)$$

Note that

$$F_{d,m} + F_{o,m} + F_{i,m} = 1.$$

Finally, by substituting equations (36), (37), (38), and (39) into equation (21), the total contaminant balance in the mixed sediment can be reexpressed as

$$V_{t,m} \frac{dc_{t,m}}{dt} = v_{o,w} A_w F_{o,w} c_{t,w} + v_{i,w} A_w F_{i,w} c_{t,w} - v_b A_m c_{t,m}$$

$$\begin{aligned}
& - v_r A_m c_{t,m} - k_{d,m} V_{t,m} F_{d,m} c_{t,m} - k_{o,m} V_{t,m} F_{o,m} c_{t,m} \\
& - k_{i,m} V_{t,m} F_{i,m} c_{t,m} + \frac{\phi E_s A_m}{z'_b} (F_{d,w} c_{t,w} - F_{pw,m} c_{t,m}) \\
& + \frac{\phi E_s A_m}{z_{1,2}} (F_{pw,2} c_{t,2^*} - F_{pw,m} c_{t,m}). \tag{40}
\end{aligned}$$

### 2.1.3 Deep Sediment Balance

The total contaminant budget for the remaining segments is formulated in much the same way as that of the mixed sediment layer. The settling term is represented as a product of the settling velocity, sediment surface area, and concentration at the interface between each segment. The concentration at the interface depends on the levels in both segments, which can be approximated by

$$c_{j,k} = \alpha_{j,k} c_j + \beta_{j,k} c_k,$$

where  $c_{j,k}$  = the concentration at the interface between the  $j^{\text{th}}$  and  $k^{\text{th}}$  segment,

$c_j$  = concentration in the  $j^{\text{th}}$  segment,

$c_k$  = concentration in the  $k^{\text{th}}$  segment, and

$\alpha, \beta$  = weighting factors ( $\alpha + \beta = 1$ ).

Presented below is the final equation for the total contaminant in segment  $i$ , where  $i = 2, ns$  ( $ns$  being the total number of segments),

$$\begin{aligned}
V_{t,i} \frac{dc_{t,i}}{dt} &= v_b A_m (\alpha_{i-1,i} c_{t,i-1} + \beta_{i-1,i} c_{t,i}) \\
& - v_b A_m (\alpha_{i,i+1} c_{t,i} + \beta_{i,i+1} c_{t,i+1})
\end{aligned}$$

---

\*It will be shown in the following section that  $c_{pw,2} = F_{pw,2} c_{t,2}$ .



$$\begin{aligned}
& + \frac{\phi E_s A_m}{z_{i-1,i}} (F_{pw,i-1} c_{t,i-1} - F_{pw,i} c_{t,i}) \\
& + \frac{\phi E_s A_m}{z_{i,i+1}} (F_{pw,i+1} c_{t,i+1} - F_{pw,i} c_{t,i}) \\
& - k_{i,i} V_{t,i} F_{i,i} c_{t,i} - k_{o,i} V_{t,i} F_{o,i} c_{t,i} - k_{d,i} V_{t,i} F_{d,i} c_{t,i}, \quad (41)
\end{aligned}$$

where  $i$  = segment number.

The remaining terms are the same as those used in the total contaminant balance in the mixed sediment.

## 2.2 Solids Budget

The contaminant budget previously described relies on the knowledge of the levels of particulate matter in the water column and sediments. Therefore a solids budget is obtained that yields the concentration of organic and inorganic solids in the two regimes, as well as the rate of burial to the deep sediments.

The spatial segmentation scheme of the solids budget is somewhat different than that of the contaminant budget. The system is divided into only two well-mixed zones, the water column and the mixed sediment, with unidirectional burial to the deep sediments. It is assumed that the solids balance is at a steady state and that compaction is negligible (i.e., porosity is constant).

The inorganic solids are assumed to be strictly allochthonous, i.e., they originate outside the lake and are transported into the system via the wind and tributary streams. The organic solids are assumed to be autochthonous; i.e., they originate within the lake via primary production.

### 2.2.1 Inorganic Solids

Writing mass balances for the inorganic particulate matter in the water column and mixed sediment results in the following differential equations:

$$\begin{aligned}
V_{t,w} \frac{ds_{i,w}}{dt} &= \Psi - Q s_{i,w} - v_{i,w} A_w s_{i,w} + v_r A_m \rho_i \phi_i \quad (42) \\
&\quad \text{(loading)} \quad \text{(flushing)} \quad \quad \text{(settling)} \quad \quad \text{(resuspension)}
\end{aligned}$$

and

$$V_{t,m} \frac{d(\rho_i \phi_i)}{dt} = v_{i,w} A_w s_{i,w} - v_r A_m \rho_i \phi_i - v_b A_m \rho_i \phi_i, \quad (43)$$

(settling)      (resuspension)      (settling)

where  $s_{i,w}$  = concentration of inorganic suspended solids in the water column (=  $m_{i,w}/V_{t,w}$ ), grams per cubic meter,

$\Psi$  = loading rate of inorganic solids, grams per year, and

$\rho_i \phi_i$  = concentration of inorganic solids in the mixed sediment (=  $m_{i,m}/V_{t,m}$ ), grams per cubic meter.

Remember that

$$\phi + \phi_o + \phi_i = 1. \quad (44)$$

### 2.2.2 Organic Solids

The concentration of organic solids is assumed to be directly proportional to the level of particulate organic phosphorus, as in

$$s_{o,w} = \frac{p_{o,w}}{\alpha_{pd}} \quad (45)$$

and

$$\rho_o \phi_o = \frac{p_{o,m}}{\alpha_{pd}}, \quad (46)$$

where  $s_{o,w}$  = concentration of organic suspended solids in the water column (=  $m_{o,w}/V_{t,w}$ ), grams per cubic meter,

$p_{o,w}$  = concentration of particulate organic phosphorus in the water column, milligrams of phosphorus per cubic meter,

$p_{o,m}$  = concentration of particulate organic phosphorus in the mixed sediment, milligrams of phosphorus per cubic meter,

$\alpha_{pd}$  = fixed stoichiometric coefficient, milligrams of phosphorus per gram, and

$P O \phi_o$  = concentration of organic solids in the mixed sediment  
 (=  $m_{o,m}/V_{t,m}$ ), grams per cubic meter.

A mass balance written for total phosphorus in the water column yields

$$\begin{aligned}
 V_{t,w} \frac{dp_{t,w}}{dt} &= W_p - Q p_{t,w} - v_{o,w} A_w P_{o,w} - v_{i,w} A_w P_{i,w} \\
 &\quad \text{(loading) (flushing) (settling) (settling)} \\
 &\quad + v_r A_m (p_{o,m} + p_{i,m}), \quad (47) \\
 &\quad \text{(resuspension)}
 \end{aligned}$$

where  $p_{t,w}$  = total phosphorus concentration in the water column, milligrams of phosphorus per cubic meter,

$W_p$  = rate of total phosphorus loading, milligrams of phosphorus per year,

$p_{i,w}$  = concentration of particulate inorganic phosphorus in the water column, milligrams of phosphorus per cubic meter, and

$p_{i,m}$  = concentration of particulate inorganic phosphorus in the mixed sediment, milligrams of phosphorus per cubic meter.

Note that

$$p_{t,w} = p_{d,w} + p_{o,w} + p_{i,w} \quad (48)$$

where  $p_{d,w}$  = concentration of dissolved phosphorus in the water column, milligrams of phosphorus per cubic meter.

The individual terms  $p_{o,w}$  and  $p_{i,w}$  can be expressed in terms of total phosphorus,  $p_{t,w}$ , with the use of some conversion factors, as in

$$p_{o,w} = F_{p,o,w} p_{t,w} \quad (49)$$

where  $F_{p,o,w} = \frac{\pi_o}{1 + \pi_o + K_{d,i,p} s_{i,w}}$ ,

and

$$P_{i,w} = F_{p,i,w} P_{t,w}, \quad (50)$$

where  $F_{p,i,w} = \frac{K_{d,i,p} s_{i,w}}{1 + \pi_o + K_{d,i,p} s_{i,w}}$

The terms  $\pi_o$  and  $K_{d,i,p}$  are partition coefficients that relate the particulate and dissolved fractions, as in

$$\pi_o = \frac{P_{o,w}}{P_{d,w}}$$

and

$$K_{d,i,p} = \frac{v_{p,i,w}}{P_{d,w}}$$

where  $v_{p,i,w}$  = mass specific concentration of phosphorus associated with inorganic solids, milligrams of phosphorus per gram.

Substituting equations (49) and (50) into equation (47) yields

$$\begin{aligned} V_{t,w} \frac{dP_{t,w}}{dt} = & W_p - Q P_{t,w} - v_{o,w} A_w F_{p,o,w} P_{t,w} - v_{i,w} A_w F_{p,i,w} P_{t,w} \\ & + v_r A_m (P_{o,m} + P_{i,m}). \end{aligned} \quad (51)$$

The mass balance equations for organic and inorganic particulate phosphorus in the mixed sediment are, respectively,

$$\begin{aligned}
V_{t,m} \frac{dp_{o,m}}{dt} = & v_{o,w} A_w F_{p,o,w} P_{t,w} - v_r A_m p_{o,m} - v_b A_m p_{o,m} \\
& \text{(settling)} \quad \text{(resuspension)} \quad \text{(settling)} \\
& - K_m V_{t,m} p_{o,m} \\
& \text{(remineralization)}
\end{aligned} \tag{52}$$

and

$$\begin{aligned}
V_{t,m} \frac{dp_{i,m}}{dt} = & v_{i,w} A_w F_{p,i,w} P_{t,w} - v_r A_m p_{i,m} - v_b A_m p_{i,m} \\
& \text{(settling)} \quad \text{(resuspension)} \quad \text{(settling)} \\
& + K_m V_{t,m} p_{o,m}, \\
& \text{(remineralization)}
\end{aligned} \tag{53}$$

where  $K_m$  = remineralization rate, per year.

Equations (42), (43), (44), (51), (52), and (53) represent six non-linear equations with six unknowns-- $s_{i,w}$ ,  $\phi_i$ ,  $v_b$ ,  $P_{t,w}$ ,  $p_{o,m}$ , and  $p_{i,m}$ . These equations, except equation (44), can be set equal to zero (steady-state assumption) and solved simultaneously\*. Once these six parameters have been determined, then equations (45) and (46) can be used to calculate  $S_{o,w}$  and  $\phi_o$ , respectively. Finally, the values for  $s_{o,w}$ ,  $s_{i,w}$ ,  $\phi_o$ ,  $\phi_i$ , and  $v_b$  are made available for use by the contaminant budget.

### 3. MODEL USE

Numerical integration is used to solve the set of differential equations that constitute SED. Initial contaminant values at time zero are required in all segments (i.e., the water column and each sediment layer). The physical and kinetic parameters, such as the lake and contaminant data, must also be defined before the start of the simulation. The annual rates of contaminant loading  $W_C$  are read from an input file. SED is capable of estimating the loading rates for years when there are no data by linearly interpolating between years for which data exist.

---

\*The authors used one of the IMSL packages (subroutine ZSYSTEM) available at NOAA, Great Lakes Environmental Research Laboratory.

Before integration can begin, certain model parameters must also be specified, such as the year corresponding to time zero and the number of years of simulation. It is also necessary to have a print step to determine how often during the simulation the results are to be printed (e.g., after every year). A maximum time step of integration (i.e., one that will prevent instability) is internally calculated, but the actual time step is set at a lower value to increase accuracy. A mass balance is calculated at the end of each time step as a check that mass is being conserved throughout the simulation. Complete lists of the lake, contaminant, and model parameters used in SED are presented in tables 1, 2, and 3, respectively. All of these parameters must be defined to assure proper execution.

The model output consists of the results from the solids budget, contaminant budget, initial calculations, and mass balance. To assure their accuracy, the annual contaminant loading rates and various other input parameters are also printed as output. Finally, SED draws five plots--contaminant loading versus time, total contaminant concentration in the water column versus time, total contaminant concentration in the sediments versus depth, concentration of contaminant dissolved in the pore water versus depth, and concentration of contaminant associated with the solids in the sediment versus depth. An example of the model output is presented in the following exercise.

Example. Use the parameter values used in tables 1, 2, and 3 to simulate the concentration of  $^{239}\text{Pu}$  in the water column and sediments of Lake Michigan from 1953 to 1977.

A copy of the model output for the above simulation is presented in appendix A and the five plots are presented in figures 4 and 5. A complete listing of SED is presented in appendix B.

TABLE 1.--Lake parameters used in the simulation of  $^{239}\text{Pu}$  in Lake Michigan (Chapra, 1982; Chapra and Sonzogni, 1979; Bannerman et al., 1974).

Parameter	Symbol	Value	Units
Outflow	$Q$	$60 \times 10^9$	$\text{m}^3 \text{yr}^{-1}$
Air/water surface area	$A_s$	$56 \times 10^9$	$\text{m}^2$
Lake surface area	$A_w$	$50 \times 10^9$	$\text{m}^2$
Sediment surface area	$A_m$	$30 \times 10^9$	$\text{m}^2$
Lake depth	$z_w$	90.5	m
Sediment layer depths	$z_s$	*	m
Mixing zone	$z_b$	0.01	m
Number of segments	$n_s$	30	
Settling velocity of inorganic solids	$v_{i,w}$	109.5	$\text{m yr}^{-1}$
Settling velocity of organic solids	$v_{o,w}$	54.75	$\text{m yr}^{-1}$
Settling velocity to deep sediments	$v_b$	†	$\text{m yr}^{-1}$
Resuspension rate	$v_r$	0	$\text{m yr}^{-1}$
Inorganic solids concentration in the water column	$s_{i,w}$	†	$\text{g m}^{-3}$
Organic solids concentration in the water column	$s_{o,w}$	†	$\text{g m}^{-3}$
Rate of inorganic solids loading	$\Psi$	$6 \times 10^{12}$	$\text{g yr}^{-1}$
Porosity	$\phi$	0.8	
Ratio of inorganic solids volume to total volume in sediment	$\phi_i$	†	

TABLE 1.--Lake parameters used in the simulation of  $^{239}\text{Pu}$  in Lake Michigan-4cont.1

Parameter	Symbol	Value	Units
Ratio of organic solids volume to total volume in sediment	$\phi_o$	†	
Inorganic solids density	$\rho_i$	$2.5 \times 10^6$	$\text{g m}^{-3}$
Organic solids density	$\rho_o$	$1.27 \times 10^6$	$\text{g m}^{-3}$
Total phosphorus loading rate	$W_p$	$6 \times 10^{12}$	$\text{mgP yr}^{-1}$
Stoichiometric coefficient-organic P/dry weight	$\alpha_{pd}$	10	$\text{mgP g}^{-1}$
Partition coefficient-inorganic P/dissolved P	$K_{d,i,p}$	0.001	$\text{m}^3 \text{g}^{-1}$
Partition coefficient-organic P/dissolved P	$\tau_o$	0.333	
Remineralization rate of organic P to inorganic P	$K_m$	0.001	$\text{yr}^{-1}$

\*The segment depths, starting from the mixed sediment, are as follows (in centimeters):

2, 20 x 0.5, 1, 2, 4, 8, 16, 32, 64, 128, 256.

†These values are internally calculated by the solids budget and then input to the contaminant budget.



TABLE 2.--Contaminant parameters used in the simulation of  $^{239}\text{Pu}$  in Lake Michigan (Chapra, 1982; Wahtgren et al., 1980)

Parameter	Symbol	Value	Units
Loading rate	$W_c$	*	$\text{Ci yr}^{-1}$
Initial contaminant concentration	$c_0$	0	$\text{Ci m}^{-3}$
Molecular diffusion	$E_m$	$1.21 \times 10^{-5}$	$\text{cm}^2 \text{s}^{-1}$
Vaporization rate	$v_v$	0	$\text{m yr}^{-1}$
Decay rates in water column	$k_{d,w}, k_{o,w}, k_{i,w}$	0	$\text{yr}^{-1}$
Decay rates in sediments	$k_{d,m}, k_{o,m}, k_{i,m}$	0	$\text{yr}^{-1}$
Inorganic partition coefficient in the water column	$K_{d,i,w}$	$5 \times 10^5$	
Organic partition coefficient in the water column	$K_{d,o,w}$	$5 \times 10^5$	
Inorganic partition coefficient in sediments	$K_{d,i,m}$	$2 \times 10^4$	-
Organic partition coefficient in sediments	$K_{d,o,m}$	$2 \times 10^4$	-

\*See figure 4 (left).

TABLE 3.--*Model parameters used in the simulation of  $^{239}\text{Pu}$  in Lake Michigan*

Parameter	Symbol	Value	Units
Year at time zero	$t_0$	1953	yr
Number of years of simulation	$n_y$	25	yr
Print step	$t_p$	1	yr
Time step	$t_c$	0.005	yr

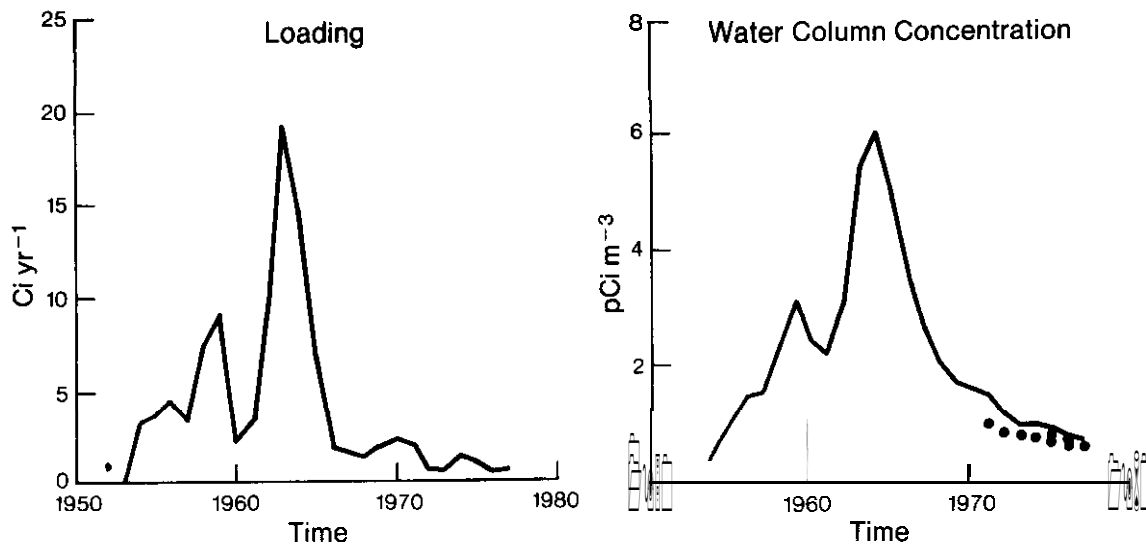


FIGURE 4.--Loading rate of  $^{239}\text{Pu}$  to Lake Michigan, 1953-77 ( $\text{Ci yr}^{-1}$ ) (left), and simulated total concentration of  $^{239}\text{Pu}$  in water column ( $\text{pCi m}^{-3}$ ) (right).

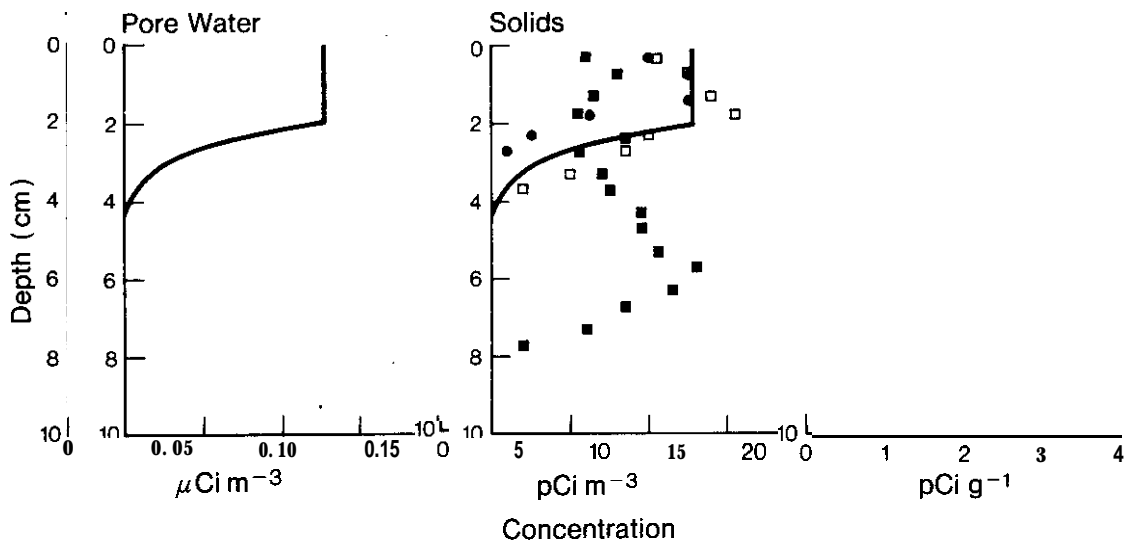


FIGURE 5.--Simulated total concentration of  $^{239}\text{Pu}$  in Lake Michigan sediments, 1973 ( $\mu\text{Ci m}^{-3}$ ) (left); simulated pore water concentration, 1973 ( $\text{pCi m}^{-3}$ ) (middle); simulated solids concentration, 1973 ( $\text{pCi g}_d^{-1}$ ) (right).

#### 4. REFERENCES

- Bannerman, R. T., Armstrong, D. E, Holdren, G. C., and Harris, R. F. (1974): Phosphorus mobility in Lake Ontario sediments (IFYGL). In: *Proc. Seventeenth Conf. on Great Lakes Res., Part 1*, International Association for Great Lakes Research, McMaster University, and Canada Centre for Inland Waters, Hamilton, Ont., August 12-14, 1974, pp. 158-178.
- Chapra, S. C. (1982): Long-term models of interactions between solids and contaminants in lakes. Ph.D. dissertation. The Univ. of Mich., Ann Arbor, pp. 76-106.
- Chapra, S. C., and Sonzogni, W. C. (1979): Great Lakes total phosphorus budget for the mid 1970s. *J. Water Pollution Control Federation* 51:2524-2533.
- Chapra, S. C., and Reckhow, K. H. (1982): *Engineering Approaches for Lake Management--Vol. 2: Mechanistic Modeling*. Ann Arbor Science, Ann Arbor, Mich., (in press).
- Wahlgren, M. A., Robbins, J. A., Edgington, D. N. (1980): Plutonium in the Great Lakes. In: *Transuranic Elements in the Environment*, ed. W. C. Hanson, U.S. Department of Energy, 746 pp.

Appendix A--EXAMPLE OF MODEL OUTPUT FOR  $^{239}\text{Pu}$  SIMULATION IN LAKE MICHIGAN

.....LAKE PARAMETERS-LAKE MICHIGAN.....

Q (CU M/YR) = .6000E+11  
AS (SQ M) = .5600E+11  
AW (SQ M) = .5000E+11  
AM (SQ M) = .3000E+11  
ZW (M) = 90.500  
VO (M/YR) = 54.750  
VI (M/YR) = 109.500  
VR (M/YR) = 0.000  
ZB (M) = .010  
PSI (G/YR) = .6000E+13  
WP (MG P/YR) = .6000E+13  
KREM (/YR) = .0010  
KDIP (CU M/G) = .0010  
PARA = .3333  
APD (MP P/G) = 10.00

.....CONTAMINANT PARAMETERS-PLUTONIUM.....

KRW (/YR) = 0.000  
KRS (/YR) = 0.000  
KDDW (CU M/G) = .500  
KDIW (CU M/G) = .500  
KDDM (CU M/G) = .020  
KDIM (CU M/G) = .020  
ES (SQ M/YR) = .0244  
VV (M/YR) = 0.0000

... ..SOLIDS BUDGET.....

PTW (MG P/CU M) = 8.0186  
POM (MG P/CU M) = .3771E+06  
PIM (MG P/CU M) = .1879E+05  
SIW (G/CU M) = 1.0840  
PHI = .1703  
VB (M/YR) = .4647E-03

.....INITIAL CALCULATIONS.....

SOW (G/CU M) = .2003  
SIW (G/CU M) = 1.0840  
PHIO\*RHO0 (G/CU M) = .3771E+05  
PHII\*RHOI (G/CU M) = .4258E+06  
FOW = .6090E+00  
FOW = .6099E-01  
FIW = .3301E+00  
FPWM = .1079E-03  
FDM = .8630E-04  
FOM = .8136E-01  
FIM = .9186E+00  
PHI = .8000  
PHIO = .0297  
PHI, = .1703

SEGMENT	SEGMENT DEPTH	ALPHA(I,I+1)	BETA(I,I+1)
1	.020	1.0000	0.0000
2	.005	.5000	.5000
3	.005		.5000
4	.005	.5000	.5000
5	.005	.5000	.5000
6	.005	.5000	.5000
7	.005	.5000	.5000
8	.005	.5000	.5000
9	.005	.5000	.5000
10	.005	.5000	.5000
11	.005	.5000	.5000
12	.005	.5000	.5000
13	.005	.5000	.5000
14	.005	.5000	.5000
15	.005	.5000	.5000
16	.005	.5000	.5000
17	.005	.5000	.5000
18	.005	.5000	.5000
19	.005	.5000	.5000
20	.005	.5000	.5000
21	.005	.6667	.3333
22	.010	.6720	.3280
23	.020	.8610	.1390
24	.040	.9555	.0445
25	.080	1.0000	0.0000
26	.160	1.0000	0.0000
27	.320	1.0000	0.0000
28	.640	1.0000	0.0000
29	1.280	1.0000	0.0000
30	2.550	1.0000	0.0000
31	5.120	1.0000	0.0000

THE TIME STEP OF INTEGRATION (YEARS) = .005

..... MASS BALANCE RESULTS (CURIES) .....

TIME	INPUT	OUTPUT	DIFF	ACCUM
1977.	103.4880	3.1413	100.3467	100.3467
	FLUSH 3.1413	VAPOR 0.0003	DECAY 0.0000	SETTLE 0.0000

.....LOADING (CURIES/YEAR).....

TIME	LOAD
1953.	0.00
1954.	3.36
1955.	3.75
1956.	4.48
1957.	3.42
1958.	7.56
1959.	9.24
1960.	2.24
1961.	3.42
1962.	9.52
1963.	19.15
1964.	14.56
1965.	6.16
1966.	1.85
1967.	1.68
1968.	1.40
1969.	1.96
1970.	2.41
1971.	2.13
1972.	.73
1973.	.62
1974.	1.46
1975.	1.12
1976.	.56
1977.	.73

.....CONCENTRATION IN THE WATER COLUMN.....

TIME	TOTAL CI/CU M	DISS CI/CU M	INORG CI/CU M	INORG CI/GM	ORG CI/CU M	ORG CI/GM
1953.	0.	0.	0.	0.	0.	0.
1954.	.5975E-12	.3638E-12	.1972E-12	.1819E-12	.3644E-13	.1819E-12
1955.	.1048E-11	.6379E-12	.3458E-12	.3190E-12	.6389E-13	.3190E-12
1956.	.1465E-11	.8921E-12	.4835E-12	.4461E-12	.8935E-13	.4461E-12
1957.	.1544E-11	.9402E-12	.5096E-12	.4701E-12	.9416E-13	.4701E-12
1958.	.2334E-11	.1422E-11	.7705E-12	.7108E-12	.1424E-12	.7108E-12
1959.	.3140E-11	.1912E-11	.1036E-11	.9560E-12	.1915E-12	.9560E-12
1960.	.2413E-11	.1469E-11	.7965E-12	.7347E-12	.1472E-12	.7347E-12
1961.	.2166E-11	.1319E-11	.7150E-12	.6596E-12	.1321E-12	.6596E-12
1962.	.3099E-11	.1887E-11	.1023E-11	.9437E-12	.1890E-12	.9437E-12
1963.	.5410E-11	.3295E-11	.1786E-11	.1647E-11	.3300E-12	.1647E-11
1964.	.6072E-11	.3697E-11	.2004E-11	.1849E-11	.3703E-12	.1849E-11
1965.	.5010E-11	.3051E-11	.1654E-11	.1525E-11	.3056E-12	.1525E-11
1966.	.3580E-11	.2180E-11	.1182E-11	.1090E-11	.2184E-12	.1090E-11
1967.	.2650E-11	.1614E-11	.8745E-12	.8068E-12	.1616E-12	.8068E-12
1968.	.2013E-11	.1226E-11	.6645E-12	.6130E-12	.1228E-12	.6130E-12
1969.	.1711E-11	.1042E-11	.5649E-12	.5211E-12	.1044E-12	.5211E-12
,970.	.1601E-11	.9748E-12	.5284E-12	.4874E-12	.9763E-13	.4874E-12
1971.	.1482E-11	.9024E-12	.4891E-12	.4512E-12	.9038E-13	.4512E-12
1972.	.1158E-11	.7053E-12	.3823E-12	.3527E-12	.7064E-13	.3527E-12
1973.	.9329E-12	.5681E-12	.3079E-12	.2841E-12	.5690E-13	.2841E-12
1974.	.9388E-12	.5717E-12	.3099E-12	.2858E-12	.5726E-13	.2858E-12
1975.	.8822E-12	.5372E-12	.2912E-12	.2686E-12	.5380E-13	.2686E-12
1976.	.7461E-12	.4544E-12	.2463E-12	.2272E-12	.4550E-13	.2272E-12
1977.	.6887E-12	.4194E-12	.2273E-12	.2097E-12	.4200E-13	.2097E-12



.....TOTAL CONCENTRATION IN THE SEDIMENT.....  
 (CURIES/CU METER)

1973.	.0200 .1183E-06	.0225 .7777E-07	.0275 .3987E-07	.0325 .1681E-07	.0375 .6095E-08
1973.	.0425 .1954E-08	.0475 .5635E-09	.0525 .1479E-09	.0575 .3560E-10	.0625 .7905E-11
1973.	.0675 .1627E-11	.0725 .3117E-12	.0775 .5584E-13	.0825 .9386E-14	.0875 .1486E-14
1973.	.0925 .2221E-15	.0975 .3145E-16	.1025 .4229E-17	.1075 .5413E-18	.1125 .6610E-19
1973.	.1175 .7781E-20	.1250 .4304E-21	.1400 .8952E-23	.1700 .9290E-25	.2300 .4705E-27
1973.	.3500 .1149E-29	.5900 .1320E-32	1.0700 .7208E-36	2.0300 .1883E-39	3.9500 .2363E-43
1973.	7.7900 .1428E-47				

.....CONCENTRATION IN THE PORE WATER.....  
 (CURIES/CU METER OF PORE WATER)

1973.	.0200 .1276E-10	.0225 .8389E-11	.0275 .4300E-11	.0325 .1814E-11	.0375 .6575E-12
1973.	.0675 .1755E-15	.0725 .3362E-16	.0775 .6023E-17	.0825 .1012E-17	.0875 .1603E-18
1973.	.0925 .2396E-19	.0975 .3392E-20	.1025 .4561E-21	.1075 .5839E-22	.1125 .7130E-23
1973.	.1175 .8393E-24	.1250 .4643E-25	.1400 .9657E-27	.1700 .1002E-28	.2300 .5075E-31
1973.	.3500 .1239E-33	.5900 .1423E-36	1.0700 .7775E-40	2.0300 .2032E-43	3.9500 .2549E-47
1973.	7.7900 .1540E-51				

.....CONCENTRATION ON THE SOLIDS.....  
 (CURIES/GRAM OF SOLID,  
 ORGANIC--INORGANIC

1973.	.0200 METERS		.0225 METERS		.0275 METERS	
	.2552E-12	.2552E-12	.1678E-12	.1678E-12	.8601E-13	.8601E-13
1973.	.0325 METERS		.0375 METERS		.0425 METERS	
	.3627E-13	.3627E-13	.1315E-13	.1315E-13	.4215E-14	.4215E-14
1973.	.0475 METERS		.0525 METERS		.0575 METERS	
	.1216E-14	.1215E-14	.3191E-15	.3191E-15	.7681E-16	.7681E-16
1973.	.0625 METERS		.0675 METERS		.0725 METERS	
	.1705E-16	.1705E-16	.3510E-17	.3510E-17	.6725E-18	.6725E-18
1973.	.0775 METERS		.0825 METERS		.0875 METERS	
	.1205E-18	.1205E-18	.2025E-19	.2025E-19	.3205E-20	.3205E-20
1973.	.0925 METERS		.0975 METERS		.1025 METERS	
	.4791E-21	.4791E-21	.6784E-22	.6784E-22	.9123E-23	.9123E-23
1973.	.1075 METERS		.1125 METERS		.1175 METERS	
	.1168E-23	.1168E-23	.1426E-24	.1426E-24	.1679E-25	.1679E-25
1973.	.1250 METERS		.1400 METERS		.1700 METERS	
	.9285E-27	.9285E-27	.1931E-28	.1931E-28	.2004E-30	.2004E-30
1973.	.2300 METERS		.3500 METERS		.5900 METERS	
	.1015E-32	.1015E-32	.2478E-35	.2478E-35	.2847E-38	.2847E-38
1973.	1.0700 METERS		2.0300 METERS		3.9500 METERS	
	.1555E-41	.1555E-41	.4063E-45	.4063E-45	.5099E-49	.5099E-49
1973.	7.7900 METERS					
	.3080E-53	.3080E-53				
09.30.15.UELP,		0.365KLNS.				

Appendix B.--LISTING OF SED

PROGRAM SED(INPUT,OUTPUT,TAPE6=OUTPUT,TAPE1,TAPE2,TAPE3)

C  
 C\*\*\*\*\*SEDIMENT/WATER COLUMN CONTAMINANT MODEL\*\*\*\*\*  
 C

C PURPOSE :

C THE PURPOSE OF THIS PROGRAM IS TO SIMULATE THE CONCEN-  
 C TRATION OF A CONTAMINANT IN THE SEDIMENTS AND OVERLYING  
 C WATER COLUMN OF A WELL-MIXED LAKE BASED ON USER SUPPLIED  
 C YEARLY LOADING RATES.

C ITS PRINCIPAL APPLICATION WOULD BE TO PREDICT THE YEAR-  
 C TO-YEAR AND STEADY-STATE RESPONSES OF THE WATER COLUMN  
 C AND SEDIMENTS DUE TO CHANGES IN THE AMOUNT OF CONTAMINANT  
 C AND/OR PARTICULATE MATTER ENTERING THE LAKE.

C INPUT :

C REAL UNIT 1 :

C CONTAMINANT LOADING RATES :

	FORMAT	COLUMN
TX - YEAR CORRESPONDING TO LOAD	F10.3	1-10
WY - LOADING RATE (PCI/CM**2/YR)	F10.3	11-20

C REAL UNIT 3 :

C DATA POINTS FOR PLOTS :

PLTIME - YEAR	F7.1	1-7
PLCDNCY - WATER COLUMN CONCENTRATION (PCI/CUM)	F7.1	8-14
DEPTH1 - DEPTH (CM)	F7.1	1-7
PLCONC1 - TOTAL SEDIMENT CONCENTRATION (MICRO PCI/CUM)	F7.1	8-14
DEPTH2 - DEPTH (CM)	F7.1	1-7
PLCONC2 - PORE WATER CONCENTRATION (PCI/CUM OF PORE WATER)	F7.1	8-14
DEPTH3 - DEPTH (CM)	F7.1	1-7
PLCONC3 - SOLIDS CONCENTRATION (PCI/GM OF SOLID)	F7.1	8-14

C OUTPUT :

C REAL UNIT 6

C LAKE PARAMETERS  
 C CONTAMINANT PARAMETERS  
 C SOLIDS BUDGET RESULTS  
 C INITIAL CALCULATION RESULTS  
 C SEGMENT, SEGMENT DEPTH, ALPHA, BETA  
 C TIME STEP OF INTEGRATION  
 C MASS BALANCE RESULTS  
 C LOADING RATES

```

C           SIMULATION RESULTS
C           - WATER COLUMN CONCENTRATION
C           - TOTAL SEDIMENT CONCENTRATION
C           - PORE WATER CONCENTRATION
C           - SOLIDS CONCENTRATION
C
C PLOTTING :
C   REAL UNIT 2
C           LOADING RATE VERSES TIME
C           WATER COLUMN CONCENTRATION VERSES TIRE
C           TOTAL SEDIMENT CONCENTRATION VERSES DEPTH
C           PORE WATER CONCENTRATION VERSES DEPTH
C           SOLIDS CONCENTRATION VERSES DEPTH
C
C SUBROUTINES :
C           RMAX - CALCULATES MAXIMUM VALUE FROM ARRAY OF VALUES
C           ZSYSTEM - SIMULTANEOUSLY SOLVES SET OF NON-LINEAR EQUATIONS
C                   (AVAILABLE IN IMSL SOFTWARE)
C           FUNCTION SOLID - SUPPLIES ZSYSTEM WITH SET OF NON-LINEAR
C                           EQUATIONS
C
C           INTEGER PLOTYR
C           REAL KDIW,KDOW,KDIM,KDOM,KRW,KRS,NYR,KDIP,KREM,INPUT,INIT,VIW,VOW
C           DIMENSION CTM(50,40),AL(40,40),TT(50)
C           DIMENSION ZS(31),DCMDT(40),CM(40),CTW(50)
C           DIMENSION ALPHA(40,40),BETA(40,40)
C           DIMENSION Z(40,40),VM(40),TIME(50),WC(50)
C           DIMENSION CDW(50),CIW(50),COW(50),VOW(50),VIW(50),CPWM(50,40)
C           DIMENSION ZYY(40),CTMX(40),CPWMX(40),VOMX(40),VIMX(40)
C           DIMENSION CMAX(2),CTWX(50),ZYYY(40),CMDK(50)
C           DIMENSION TX(50),TTX(50),WW(50),VOM(40,40),VIM(40,40)
C           DIMENSION PLTIME(10),PLCONCW(10),DEPTH1(9),DEPTH2(7),DEPTH3(17)
C           DIMENSION PLCONC1(9),PLCONC2(7),PLCONC3(17)
C           DIMENSION X(6),WA(38),PAR(16),IPAK(30)
C           EXTERNAL SOLID
C
C
C SEGMENT LENGTHS (CM)
C   DATA ZS/2.,20*.5,1.,2.,4.,8.,16.,32.,64.,128.,256./
C
C LAKE PARAMETERS--LAKE MICHIGAN
C   ZW=90.5
C   AW=50000.0E6
C   AS=56000.0E6
C   Q=60.0E9
C   VI-.3*365.
C   VO-.15*365.
C   VR=0.0
C   AM=30000.0E6
C   ZB=1./100.
C   PHI=.80
C   RHOD=1.27E6
C   RHOI=2.5E6
C   PSI=6.0E12
C   WP=6.0E12

```

```

      KREM=.001
      KDIP=.001
      PARA=.33333
      APD=10.
C
      VTH=AM*ZW
      VTM=AM*ZS(1)/100.
C
C
C MODEL PARAMETERS
C NUMBER OF SEGMENTS (MULTIPLES OF TEN ARE BEST FOR OUTPUT)
      NS=30
C
C PRINT STEP
      TP=1.
C
C TIME STEP
      TC=.005
C
C NUMBER OF YEARS OF SIMULATION
      NYR=25.
C
C YEAR AT TIRE ZERO
      TIME(1)=1953.
C
C
C CONTAMINANT PARAMETERS--PLUTONIUM
C DECAY RATES
      KRW=0.
      KRS=0.
C
C PARTITION COEFFICIENTS
      KDIW=5.0E5
      KDOI=5.0E5
      KDIM=2.0E4
      KDOM=2.0E4
C
C DIFFUSION COEFFICIENT
      EM=1.21E-5
      ES=EM*PHI**2
C
C VAPORIZATION RATE
      vv=0.0
C
C INITIAL CONCENTRATIONS
      CW=0.
      CTW(1)=CW
      DO 10 I=1,NS
         CM(I)=0.
         CTM(1,I)=CM(I)
10 CONTINUE
      CM(NS+1)=CM(NS)
C
C
C LOADING
      CONY=1.0
      DO 30 I=1,99
         READ(1,1010)TX(I),dW(I)
         IF(EDF(1))40.20
C CONVERT F CI/CM**2/YR TO CI/YR

```

```

2 0 WW(I)=WW(I)+1.0E-15*AS+100**2/CONV
30 CONTINUE
C INTERPOLATE FOR NO-LOAD YEARS
40 TTX(1)=TX(1)
   WC(1)=WW(1)
   I=2
   NY-NYR
   DO 60 J=2,NY
     TTX(J)=TTX(J-1)+TP
     IF(TTX(J).LE.TX(I)) GO TO 50
     I=I+1
50 WC(J)=WW(I-1)+(WW(I)-WW(I-1))/(TX(I)-TX(I-1))*(TTX(J)-TX(I-1))
60 CONTINUE

C
C
C CONVERSIONS
   ES=ES*60.*60.*24.*365./(100.*100.)
   KDIW=KDIW/1.0E6
   KQW=KQW/1.0E6
   KDIM=KDIM/1.0E6
   KDOM=KDOM/1.0E6

C
   DO 70 I=1,NS
     ZS(I)=ZS(I)/100.
70 CONTINUE
   ZS(NS+1)=ZS(NS)

C
C
C PRINT LAKE PARAMETERS
   WRITE(6,1020)Q,AS,AW,AM,ZW,VO,VI,VR,ZB,PSI,WP,KREM,KDIP,PARA,APD

C
C PRINT CONTAMINANT PARAMETERS
   WRITE(6,1030)KRW,KRS,KQW,KDIW,KDOM,KDIM,ES,VV

C
C
C SOLIDS BUDGET
   PAR(1)=PSI      $PAR(2)=Q      $PAR(3)=VI      $PAR(4)=AW
   PAR(5)=VR      $PAR(5)=AM      $PAR(7)=RHOI    $PAR(8)=PHI
   PAR(9)=APD     $PAR(10)=RHOO   $PAR(11)=WP     $PAR(12)=VO
   PAR(13)=PARA   $PAR(14)=KDIP   $PAR(15)=KREM   $PAR(16)=VTM

C
C ZSYSTEM PARAMETERS
   EPS=1.0E-6
   NSIG=6
   ITMAX=10
   N-b
   X(1)=377100.
   X(2)=18790.
   X(3)=8.0186
   X(4)=1.0840
   X(5)=.1703
   X(6)=.4647E-3

C
C CALL ZSYSTEM(SOLID, EPS, NSIG, N, X, ITMAX, WA, PAR, IER)

C
   POM=X(1)
   PIM=X(2)
   PTW=X(3)
   SIW=X(4)
   PHII=X(5)

```

```

      VB=X(6)
C
C PRINT SOLIDS BUDGET RESULTS
      WRITE(6,1040)PTW,POM,PIM,SIW,PHII,VB
C
      PHIO=POM/(APD*RHO0)
      SIM=RHOI*PHII
      SOM=RHO0*PHIO
      SOW=PARA/(1.+PARA+KDIP*SIW)*PTW/APD
      FIW=KDIW*SIW/(1.+KDIW*SIW+KDOM*SOW)
      FOW=KDOM*SOW/(1.+KDIW*SIW+KDOM*SOW)
      FDW=(1.-FOW-FIW)
      FPWM=1.0/(PHI+PHII*RHOI*KDIM+PHIO*RHO0*KDOM)
      FDM=PHI*FPWM
      FOM=KDOM*RHO0*PHIO/(PHI+KDIM*RHOI*PHII+KDOM*RHO0*PHIO)
      FIM=KDIM*RHOI*PHII/(PHI+KDIM*RHOI*PHII+KDOM*RHO0*PHIO)
C
C
C INITIAL CALCULATIONS
C MID-SEGMENT LENGTHS
      ZYY(1)=ZS(1)
      ZYY(2)=ZS(1)+ZS(2)/2.
C ZYY(1)=ZS(1) BECAUSE 1ST SEG IS COMPLETELY MIXED
      DO 80 I=3,NS
      ZYY(I)=ZYY(I-1)+ZS(I-1)/2.+ZS(I)/2.
      80 CONTINUE
C
C CALCULATION OF VM,Z,ALPHA AND BETA
      DO 150 I=1,NS
      VM(I)=AM*ZS(I)
      ZYYY(I+1)=ZYY(I)*100.
      ZYYY(1)=0.
      Z(I,I+1)=(ZS(I)+ZS(I+1))/2.
      AL(I,I+1)=ZS(I+1)/(ZS(I)+ZS(I+1))
      ALPHA(I,I+1)=1.05-ES*FPWM/(Z(I,I+1)*VB)
      IF(ALPHA(I,I+1).LE.1.0)G O TO 120
      ALPHA(I,I+1)=1.0
      GO TO 140
120 IF(ALPHA(I,I+1).GT.AL(I,I+1))CD TO 130
      ALPHA(I,I+1)=AL(I,I+1)
130 IF(ALPHA(I,I+1).GE.0.5)GO TO 140
      ALPHA(I,I+1)=0.5
140 BETA(I,I+1)=1.-ALPHA(I,I+1)
150 CONTINUE
      ALPHA(1,2)=1.0
      BETA(1,2)=1.-ALPHA(1,2)
C
C
C PRINT INITIAL CALCULATION RESULTS
      WRITE(6,1050)SOW,SIW,SOM,SIM,FDW,FOW,FIW,FPWM,FDM,FOM,FIM,PHI,PHIO
      *,PHII
C
C
C PRINT SEGMENT LENGTHS AND WEIGHTING FACTORS
      WRITE(6,1060)
      WRITE(6,1070)(I,ZS(I),ALPHA(I,I+1),BETA(I,I+1),I=1,NS)
C
C
C CALCULATION OF TIME STEP

```



```

DO 170 I=1,NS
TT(I)=1./(2.*(ES*FPWM)/Z(I,I+1)**2+KRS-VB/Z(I,I+1)*(BETA(I,I+1)-A
• LPHA(I,I+1)))
IF(I.GT.11 GO TO 160
TMIN=TT(1)
160 IF(TMIN.LE.TT(I)) GO TO 170
TMIN=TT(I)
170 CONTINUE
TCC=TMIN
NCC=TP/TCC
NCC=NCC+1
TCC=TP/NCC
IF(TCC.GT.TC) GO TO 180
TC=TCC
C
C PRINT TIME STEP OF INTEGRATION
180 WRITE(6,1080)TC
C
C INITIAL MASS
CMTI=O.
DO 190 I=1,NS
CMTI=CMTI+CM(I)*VM(I)
190 CONTINUE
INIT=CW*VTW+CMTI
C
C INPUT-O.
C OUTPUT-O.
C FLUSH-O.
C VAPOR-O.
C DECAY-O.
C SETTLE-O.
C
C PRINT HEADING FOR BASS BALANCE RESULTS
WRITE(6,1090)
C
C
C NP=NYR/TP+.000001
C NC=TP/TC+.000001
C
C
C START OF INTEGRATION
DO 270 J=1,NP
DO 250 K=1,NC
C
C IF(J.EQ.1) GO TO ZOO
C TIME(J)=TIME(J-1)+TP
C
C
C WATER COLUMN BALANCE
200 CWLD=WC(J)
CWFL=Q*CW*(-1.)
CWVV=VV*AS*FDW*CW*(-1.)
CWOS=VO*AW*FOW*CW*(-1.)
CWIS=VI*AW*FIW*CW*(-1.)
CWRE=VR*AM*CM(1)
CWDB=ES*AM/((ZB+ZS(1))/2.)*(PHI*FPWM*CM(1)-FDW*CW)
CWDB=PHI*ES*AM/((ZB+ZS(1))/2.)*(FPWM*CM(1)-FDW*CW)
CWDK=KRW*VTW*CW*(-1.)
DCWDT=(CWLD+CWFL+CWVV+CWOS+CWIS+CWRE+CWDB+CWDK)/VTW

```

```

C
C
C MIXED SEDIMENT LAYER BALANCE
  CMOS=CWOS*(-1.)
  CMIS=CWIS*(-1.)
  CMRE=CWRE*(-1.)
  CMSL=VB*AM*(ALPHA(1,2)*CM(1)+BETA(1,2)*CM(2))*(-1.)
  CMDU=CWDB*(-1.)
  CMDB=PHI*ES*AM/Z(1,2)*(FPWM*CM(2)-FPWM*CM(1))
  CMDK(1)=KRS*VM(1)*CM(1)*(-1.)
  DCMOT(1)=(CMOS+CMIS+CMRE+CMSL+CMDU+CMDB+CMDK(1))/VM(1)
C
C
C REMAINING SEDIMENT LAYERS BALANCE
  DO 210 I=2,NS
    CMSG=CMSL*(-1.)
    CMSL=VB*AM*(ALPHA(I,I+1)*CM(I)+BETA(I,I+1)*CM(I+1))*(-1.)
    CMDU=CMDB*(-1.)
    CMDB=PHI*ES*AM/Z(I,I+1)*FPWM*(CM(I+1)-CM(I))
    CMDK(I)=KRS*VM(I)*CM(I)*(-1.)
    DCMOT(I)=(CMSG+CMSL+CMDU+CMDB+CMDK(I))/VM(I)
210  CONTINUE
C
C
C MASS BALANCE
C LOADING
  INPUT=INPUT+CWLD*TC
C
C LOSSES
  CDKI=0.
  DO 220 I=1,NS
    CDKI=CDKI+CMDK(I)
220  CONTINUE
  OUTPUT=OUTPUT-(CWFL+CWVV+CWOK+CDKI+CMSL)*TC
C
C
  FLUSH=FLUSH-CWFL*TC
  VAPOR=VAPOR-CWVV*TC
  DECAY=DECAY-(CWOK+CDKI)*TC
  SETTLE=SETTLE-CMSL*TC
C
C
C INTEGRATION
  CW=CW+DCWDT*TC
  DO 230 I=1,NS
    CM(I)=CM(I)+DCMOT(I)*TC
230  CONTINUE
C
C ACCUMULATION
  CMTI=0.
  DO 240 I=1,NS
    CMTI=CMTI+CM(I)*VM(I)
240  CONTINUE
  ACC=(CW*VTW+CMTI)-INIT
C
250 CONTINUE
C
  CTW(J)=CW
  CDW(J)=FDW*CW

```

```

      COW(J)=FOW*CW
      CIW(J)=FIW*CW
      VOW(J)=COW(J)/SOW
      VIW(J)=CIW(J)/SIW
      CTWX(J)=CTW(J)/1.0E-12
      DO 260 I=1,NS
        CTM(J,I)=CM(I)
        CPWM(J,I)=FPWM*CM(I)
        VOM(J,I)=FOM*CM(I)/(PHIO*RHO0)
        VIM(J,I)=FIM*CM(I)/(PHII*RHOI)
C
      IF(J.LT.NP) GO TO 260
C PLOTYR = YEAR THAT SEDIBENT RESULTS ARE TO BE PLOTTED
      PLOTYR=1973
      PLOTYR=PLOTYR-TIME(1)+1
      CTMX(I+1)=CTM(PLOTYR,I)/1.0E-6
      CPWMX(I+1)=CPWM(PLOTYR,I)/1.0E-12
      VOMX(I+1)=VOM(PLOTYR,I)/1.0E-12
      VIMX(I+1)=VIM(PLOTYR,I)/1.0E-12
260 CONTINUE
      CTMX(1)=CTMX(2)
      CPWMX(1)=CPWMX(2)
      VOMX(1)=VOMX(2)
      VIMX(1)=VIMX(2)
C
C
270 CONTINUE
C
C
C PRINT MASS BALANCE RESULTS
      OFF- INPUT-OUTPUT
      WRITE(6,1100) TIME(NP), INPUT, OUTPUT, OFF, ACC, FLUSH, VAPOR, DECAY, SETTL
      * E
C
C
C PRINT CONTAMINANT BUDGET RESULTS
C WATER COLUMN
      WRITE(6,1110)
      WRITE(6,1120) (TIME(J), WC(J), J=1, NP)
      WRITE(6,1130)
      WRITE(6,1140) (TIME(J), CTW(J), CDW(J), CIW(J), VIW(J), COW(J), VOW(J), J=
      *1, NP)
C
C
C TOTAL SEDIMENT
      WRITE(6,1150)
      DO 290 K=1, NS, 10
        M=K+9
        IF(M.LE.NS) GO TO 280
        M=NS
280 WRITE(6,1160) (ZYY(I), I=K, M)
      WRITE(6,1170) (TIME(J), (CTM(J,I), I=K, M), J=PLOTYR, PLOTYR)
      WRITE(6,1180)
290 CONTINUE
C
C
C PORE WATER
      WRITE(6,1190)
      DO 310 K=1, NS, 10
        M=K+9

```

```

        IF(M.LE.NS) GO TO 300
        M=NS
3 0 0 WRITE(6,1160)(ZYY(I),I=K,M)
        WRITE(6,1170)(TIME(J),(CPWM(J,I),I=K,M),J=PLOTYR,PLOTYR)
        WRITE(6,1180)
3 1 0 CONTINUE
C
C
C SOLIDS
        WRITE(6,1200)
        DO 330 K=1,NS,5
            M=K+4
            IF(M.LE.NS) GO TO 320
            M=NS
3 2 0 WRITE(6,1210)(ZYY(I),I=K,M)
            WRITE(6,1220)(TIME(J),(VOM(J,I),VIM(J,I),I=K,M),J=PLOTYR,PLOTYR)
3 3 0 CONTINUE
C
C
C
C
C PLOT RESULTS
        CALL RMAX(CTWX, NP, CWMAX)
        CALL RMAX(WC, NP, CLMAX)
        CALL RMAX(CTMX, NS, CMMAX)
        CALL RMAX(CPWMX, NS, CPWMMAX)
        CALL RMAX(VOMX, NS, VOMMAX)
        CMAX(1)=VOMMAX
        CALL RMAX(VIMX, NS, VIMMAX)
        CMAX(2)=VIMMAX
        CALL RMAX(CMAX, 2, CSMAX)
        CSMAX=CSMAX/1.25
C
        READ(3,1230) (PLTIME(I), PLCONCW(I), I=1,9)
        READ(3,1230) (DEPTH1(I), PLCONC1(I), I=1,8)
        READ(3,1230) (DEPTH2(I), PLCONC2(I), I=1,6)
        READ(3,1230) (DEPTH3(I), PLCONC3(I), I=1,16)
C
C
        CALL ID("LANG", 4)
        CALL TEKTRN("AUTOHC=YES,BAUD=2400,BATCH,CENTER,TERM=4014,END$", 100
*)
        CALL BGNPL(1)
        CALL NOBROR
        CALL PHYSOR(1.0, 1.0)
        CALL TITLE("LOADINGS$", -100, "TIME", 4, "CURIES/YEAR$", 100, 4., 4.)
        CALL MESSAG("LAKE MICHIGAN--PLUTONIUM$", 100, 3.0, 5.5)
        CALL XTICKS(2)
        CALL XINTAX
        CALL GRAF(1950., 10., 1980., 0., "SCALE", CLMAX)
        CALL FRAME
        CALL CURVE(TIME, WC, NP, 0)
        CALL ENDGR(1)
        CALL PHYSOR(6.0, 1.0)
        CALL TITLE("WATER COLUMN CONC$", 100, "TIME", 4, "E-12 CURIES/CU M$", 1
*00, 4., 4.)
        CALL GRAF(1950., 10., 1980., 0., "SCALE", CWMAX)
        CALL FRAME
        CALL MARKER(2)

```

```

CALL CURVE (PLTIME,PLCONCW,9,-1)
CALL CURVE (TIME,CTWX,NP,0)
CALL ENDGR (2)
CALL ENDPL (0)
C
CALL BGNPL (2)
CALL NOBRDR
CALL RESET ("XINTAX")
CALL PAGE (8.5,13.0)
CALL PHYSORI.6r1.251
CALL TITLE ("TOTAL CONC",-10,"E-6 CURIES/CU M$",100,"DEPTH (CM)$",1
● 00,3.5,4.5J
CALL MESSAG ("LAKEMICHIGAN--PLUTONIUM 1973$",100,4.18,6.0)
CALL GRAF (0., "SCALE", CMMAX, 10., 2., 0.)
CALL FRARE
CALL CURVE (CTMX, ZYYY, 16, 0)
CALL ENDGR (1)
CALL PHYSOR (4.7, 1.25)
CALL TITLE ("PORE WATER CONC", 15, "E-12 CURIES/CUM O F PWS", 100, "",
*1, 3.5, 4.5)
CALL GRAF (0., "SCALE", CPWMMAX, 10., 2., 0.)
CALL FRAME
CALL CURVE (CPWMX, ZYYY, 16, 0)
CALL ENDGR (2)
CALL PHYSOR (8.8, 1.25)
CALL TITLE ("SOLIDS CONC", 11, "E-12 CURIES/GM OF SOLIDS$", 100, "", 1, 3
● .54.51
CALL GRAF (0., "SCALE", CSMAX, 10., 2., 0.)
CALL FRARE
CALL LINESP (2.1)
CALL LINES ("ORGANICS", IPAK, 1)
CALL LINES ("INORGANICS", IPAK, 2)
CALL LECLIN
CALL CURVE (VOMX, ZYYY, 16, 0)
CALL DASH
CALL CURVE (VIMX, ZYYY, 16, 0)
CALL RESET ("DASH")
CALL LEGEND (IPAK, 2, 1.5, .35)
CALL SCLPIC (1.2)
CALL MARKER (0)
CALL CURVE (PLCONC1, DEPTH1, 8, -1)
CALL MARKER (2)
CALL CURVE (PLCONC2, DEPTH2, 6, -1)
CALL SCLPIC (.5)
CALL MARKER (3)
CALL CURVE (PLCONC3, DEPTH3, 16, -1)
CALL ENDGR (3)
CALL ENDPL (0)
CALL DONEPL
999 STOP

```

C FORMAT STATEMENTS

```

1010 FORMAT (2F10.3)
1020 FORMAT ("1", /// " . . . . LAKE PARAMETERS-LAKE MICHIGAN. . . . " // 5X, "Q(C
*U M/YR) =", E13.4/5X, "AS (SQ R I =", E15.4/5X, "AW (SQ M) =", E15.4/5X,
*"AM (SQ H I =", E15.4/5X, "ZW (M) =", F15.3/5X, "VD (M/YR) =", F12.3/5X,
*"VI (M/YR) =", F12.3/5X, "VR (M/YR) =", F12.3/5X, "ZB (M) =", F15.3/5X,
*"PSI (G/YR) =", E14.4/5X, "WP (MG P/YR) =", E12.4/5X, "KREM (/YR) =", F
*10.4/5X, "KDIP (CU M/G) =", F7.4/5X, "PARA =", F17.4/5X, "APD (MP P/G)
* =", F8.2//)

```

```

1 0 3 0 FORMAT("0", " . . . . .CONTAMINANT PARAMETERS-PLUTONIUM. . . . ."/5X, "KRW
*{/YR) =", F15.3/5X, "KRS (/YR) =", F15.3/5X, "KDOM (CU M/G) =", F11.3/5
● X, "KDIU (CU M/G) =", F11.3/5X, "KDOM (CU M/G) =", F11.3/5X, "KDIM (CU
*R/C) =", F11.3/5X, "ES (SQ M/YR) =", F13.4/5X, "VV (M/YR) =", F16.4///)
1 0 4 0 FORMAT(" . . . . .SOLIDS BUDGET. . . . ."/5X, "PTW (MG P/CU M) =", F
*8.4/5X, "POM (MG P/CU M) =", E12.4/5X, "PIM (MG P/CU M) =", E12.4/5X, "
*SIW (G/CU M) =", F11.4/5X, "PHII =", F19.4/5X, "VB (M/YR) =", E18.4///)
1 0 5 0 FORMAT("/" . . . . .INITIAL CALCULATIONS. . . . ."/5X, "SOW (G/CU M) =
*", F15.4/5X, "SIW(G/CU N J =", F15.4/5X, "PHIO*RHO0 (G/CU M) =", E13.4/
*5X, "PHII*RHOI (G/CU HI =", E13.4/5X, "FDW =", E19.4/5X, "FOW =", E19.4/
● 5x+"FIn =", E19.4/5X, "FPWM =", E18.4/5X, "FDM =", E19.4/5X, "FOM =", E19
● .4/5X+"FIR =", E19.4/5X, "PHI =", F15.4/5X, "PHIO =", F14.4/5X, "PHII =",
*, F14.4///)
1 0 6 0 FORMAT(//6X, "SEGMENT", 6X, "SEGMENT DEPTH", 3X, "ALPHA(I, I+1)", 4X, "BET
*A(I, I+1)"/)
1 0 7 0 FORMAT(7X, I3, 7X, F10.3, 11X, F6.4, 9X, F6.4)
1 0 8 0 FORMAT(///5X, "THE TIRE STEP OF INTEGRATION (YEARS)=", F5.3//)
1 0 9 0 FORMAT("0", ///36X, " . . . . .MASS BALANCE RESULTS (CURIES) . . . . .", "
* . . . . ."/3X, "TIME", 7X, "INPUT", 8X, "OUTPUT", 7X, "DIFF", 9X, "ACCUM", 16X,
*"FLUSH", 8X, "VAPOR", 8X, "DECAY", 8X, "SETTLE"/)
1 1 0 0 FORMAT(2X, F5.0, 4F13.4, 8X, 4F13.4)
1 1 1 0 FORMAT("1", ///9X, " . . . . .LOADING(CURIES/YEAR) . . . . .", " . .
*. "/22X, "TIME", 12X, "LOAD"/)
1 1 2 0 FORMAT(21X, F5.0, 9X, F7.2)
1 1 3 0 FORMAT("1", ///35X, " . . . . .CONCENTRATION IN THE WATER ",
*"COLUMN . . . . ."/23X, "TIME", 11X, "TOTAL", 9X, "DISS", 10X, "
*INORG", 7X, "INORG", 10X, "ORG", 9X, "ORG"/37X, "CI/CU M", 7X, "CI/CU M", 7X
*, "CI/CU M", 6X, "CI/GM", 8X, "CI/CU M", 6X, "CI/GM"/)
1 1 4 0 FORMAT(22X, F5.0, 8X, E10.4, 4X, E10.4, 4X, E10.4, 2X, E10.4, 4X, E10.4, 2X, E1
*0.4)
1 1 5 0 FORMAT("1", ///17X, " . . . . .TOTAL CONCENTRATION ", "IN
* T H E SEDIMENT (CURIES/CU METER) . . . . ."/)
1 1 6 0 FORMAT(6X, 10F12.4/)
1 1 7 0 FORMAT(1X, F5.0, 2X, 10E12.4)
1 1 8 0 FORMAT("0")
1 1 9 0 FORMAT("1", ///20X, " . . . . .CONCENTRATION IN THE PORE ", "
● U A T E R (CURIES/CU METER OF PORE WATER) . . . . ."/)
1 2 0 0 FORMAT("1", ///20X, " . . . . .CONCENTRATION ON THE ", "SOLID
● S (CURIES/GRAM OF SOLID) . . . . ."/55X, "(ORGANIC--INORGAN
*IC)"/)
1 2 1 0 FORMAT(///12X, F7.4, " METERS", 4(10X, F7.4, " METERS"/)
1 2 2 0 FORMAT(F6.0, 2X, 2E11.4, 2X, 2E11.4, 2X, 2E11.4, 2X, 2E11.4, 2X, 2E11.4)
1 2 3 0 FORMAT(2F7.1)
END

```

C  
C  
C

```
FUNCTION SOLID(X,K,PAR)  
DIMENSION X(6),PAR(16)  
GO TO (10,20,30,40,50,60),K
```

C

```
10 SOLID=PAR(1)-PAR(2)*X(4)-PAR(3)*PAR(4)*X(4)+PAR(5)*PAR(6)*X(5)*PAR  
● 17J  
RETURN  
20 SOLID=PAR(3)*PAR(4)*X(4)-(PAR(5)+X(6))*PAR(6)*X(5)*PAR(7)  
RETURN  
30 SOLID=PAR(8)+X(5)+X(1)/(PAR(9)*PAR(10))-1.  
RETURN  
40 SOLID=PAR(11)-PAR(2)*X(3)-PAR(12)*PAR(13)/(1.+PAR(13)+PAR(14)*X(4)  
*)*PAR(4)*X(3)-PAR(3)*PAR(14)*X(4)/(1.+PAR(13)+PAR(14)*X(4))*PAR(4)  
**X(3)+PAR(5)*PAR(6)*(X(1)+X(2))  
RETURN  
50 SOLID=PAR(12)*PAR(13)/(1.+PAR(13)+PAR(14)*X(4))*PAR(4)*X(3)-(PAR(5)  
● I+XI6JI+PARI6I*XI1J-PARII5J*PARII6J*XIIJ  
RETURN  
60 SOLID=PAR(3)*PAR(14)*X(4)/(1.+PAR(13)+PAR(14)*X(4))*PAR(4)*X(3)-(P  
*AR(5)+X(6))*PAR(6)*X(2)+PAR(15)*PAR(16)*X(1)  
RETURN  
END
```

C  
C  
C

```
SUBROUTINE RMAX(ARRAY,NNN,AMAX)  
DIMENSION ARRAY(70)  
AMAX=ARRAY(1)  
0010 I=2,NNN  
IF(AMAX.GT.ARRAY(I))GO TO 10  
AMAX=ARRAY(I)  
10 CONTINUE  
AMAX=AMAX*1.25  
RETURN  
END
```