

CECW-ON Pamphlet No. 1130-2-550	Department of the Army U.S. Army Corps of Engineers Washington, DC 20314-1000	EP 1130-2-550 15 Nov 96
	Project Operations RECREATION OPERATIONS AND MAINTENANCE GUIDANCE AND PROCEDURES	
	Distribution Restriction Statement Approved for public release; distribution is unlimited.	

CECW-O

Pamphlet
No. 1130-2-550

1 October 1999

Project Operations
RECREATION OPERATIONS AND MAINTENANCE
GUIDANCE AND PROCEDURES


1. This Change 1 to EP 1130-2-550, 15 Nov 96, establishes guidance for the administration and management of the USACE Recreation Management Support Program.

2. Substitute the attached pages as shown below:

Chapter	Remove pages	Insert pages
Table of Contents	iii and iv	iii and iv
15		15-1 - 15-8

3. File this change sheet in front of the publication for reference purposes.

FOR THE COMMANDER:


RUSSELL L. FUHRMAN
Major General, USA
Chief of Staff

CECW-O

Pamphlet
No. 1130-2-550

1 March 2002

Project Operations
RECREATION OPERATIONS AND MAINTENANCE
GUIDANCE AND PROCEDURES

1. This Change 2 to EP 1130-2-550, 15 Nov 96, establishes guidance for the Natural Resources Management Uniform Program.

2. Substitute the attached pages as shown below:

Chapter	Remove pages	Insert pages
Table of Contents	iv	iv
8	8-1	8-1 through 8-16
Appendices	J-1 through J-3	none
	K-1 through K-6	none
	L-1 through L-7	none

3. File this change sheet in front of the publication for reference purposes.

FOR THE COMMANDER:



ROBERT CREAR
Colonel, Corps of Engineers
Chief of Staff

CECW-O

Pamphlet
No. 1130-2-550

15 August 2002


Project Operations
RECREATION OPERATIONS AND MAINTENANCE
GUIDANCE AND PROCEDURES

1. This Change 3 to EP 1130-2-550, 15 Nov 96, establishes guidance for the Recreation Use Fee Program.
2. Substitute the attached pages as shown below:

Chapter	Remove Pages	Insert Pages
Table of Contents	iii through v	iii through v
9	9-1 through 9-8	9-1 through 9-14
Appendices	M-1 through M-2 O-1 through O-2 Q-1 R-1 None None	M-1 through M-2 O-1 through O-2 Q-1 R-1 T-1 U-1

3. File this change sheet in front of this publication for reference purposes.

FOR THE COMMANDER:


JOSEPH SCHROEDEL
Colonel, Corps of Engineers
Chief of Staff

DEPARTMENT OF THE ARMY
U.S. Army Corps of Engineers
Washington, DC 20314-1000

EP 1130-2-550
Change 4

CECW-CO

Pamphlet
No. 1130-2-550

30 August 2008

Project Operations
RECREATION OPERATIONS AND MAINTENANCE
GUIDANCE AND PROCEDURES


1. This Change 4 to EP 1130-2-550, Chapter 6, 15 Nov 96, provides guidance for the Visitor Assistance Program. This action combines the guidance contained in EC 1130-2-212 (Visitor Assistance Vehicles), EC 1130-2-213 (Visitor Assistance Training), EC 1130-2-214 (Oleoresin Capsicum-Pepper Spray Program) and Recreation Policy Letter 97-02 (Bloodborne Pathogens).

2. Substitute the attached pages as shown below:

Chapter	Remove pages	Insert pages
6	6-1 through 6-9	6-1 through 6-11
Appendix E	E-1 through E-2	E-1 through E-7
Appendix K	new appendix	K-1 through K-12
Appendix J	new appendix	J-1

3. File this change sheet in front of the publication for reference purposes.

FOR THE COMMANDER:


STEPHEN L. HILL
Colonel, Corps of Engineers
Chief of Staff

CECW-ON

DEPARTMENT OF THE ARMY
U.S. Army Corps of Engineers
Washington, D.C. 20314-1000

EP 1130-2-550

Pamphlet
No. 1130-2-550

15 November 1996

Project Operations
RECREATION OPERATIONS AND MAINTENANCE
GUIDANCE AND PROCEDURES

TABLE OF CONTENTS

	Paragraph	Page
CHAPTER 1 - Introduction		
Purpose	1-1	1-1
Applicability	1-2	1-1
References	1-3	1-1
Glossary	1-4	1-4
CHAPTER 2 - Recreation Management		
Purpose	2-1	2-1
Background	2-2	2-1
Guidance - Operations and Maintenance	2-3	2-2
Guidance - General	2-4	2-3
CHAPTER 3 - Project Master Plans and Operational Management Plans		
Purpose	3-1	3-1
Background	3-2	3-1
Guidance	3-3	3-2
Master Planning Procedures and Requirements	3-4	3-4
Master Plan Content	3-5	3-6
Responsibilities	3-6	3-9
CHAPTER 4 - Interpretive Services and Outreach Program		
Purpose	4-1	4-1
Guidance	4-2	4-1
Hiram M. Chittenden Award for Interpretive Excellence	4-3	4-2
Evaluation	4-4	4-2
Reporting Requirements	4-5	4-2

	Paragraph	Page
CHAPTER 5 - Visitor Center Program		
Purpose	5-1	5-1
Program Goals and Objectives	5-2	5-1
Guidance	5-3	5-1
Planning Guidelines	5-4	5-2
Visitor Center Design and Construction/Rehabilitation	5-5	5-3
Cooperation with Other Agencies	5-6	5-4
Cooperative Agreements	5-7	5-4
CHAPTER 6 - Visitor Assistance Program		
Purpose	6-1	6-1
Accountability	6-2	6-1
Citation Guidelines/Authorization	6-3	6-1
Training	6-4	6-3
Liaison and Coordination	6-5	6-4
Surveillance	6-6	6-5
Vehicles and Vessels	6-7	6-6
Communications	6-8	6-6
Juveniles	6-9	6-7
Uncooperative Violators	6-10	6-7
Appearance Before US Magistrate	6-11	6-7
Issuance of Citations Off Project Lands	6-12	6-7
Legal Protection	6-13	6-8
Assault on Corps of Engineers Civilian Personnel	6-14	6-8
Reports	6-15	6-9
Preventative Vaccination	6-16	6-9
CHAPTER 7 - Cooperative Agreements for Law Enforcement Services at Civil Works Water Resource Projects		
Purpose	7-1	7-1
Background	7-2	7-1
Guidance	7-3	7-1
Annual Report	7-4	7-2
CHAPTER 8 - Uniforms for Natural Resource Management Program Staff		
Purpose	8-1	8-1
Guidance	8-2	8-1
CHAPTER 9 - Recreation Use Fees		
Purpose	9-1	9-1
Background	9-2	9-1
Fees	9-3	9-1

	Paragraph	Page
CHAPTER 9 – Recreation Use Fees		
Purpose	9-1	9-1
Authority	9-2	9-1
General Fees	9-3	9-1
Campground Use Fees	9-4	9-3
Day Use Fees	9-5	9-5
Special Use Fees	9-6	9-7
Other Equipment, Facilities and Services	9-7	9-8
Discounts	9-8	9-8
Accounting	9-9	9-9
Security Measures	9-10	9-11
Controlling Paperwork Burden on the Public	9-11	9-12
CHAPTER 10 – Use of Off-road Vehicles on Civil Works Projects		
Purpose	10-1	10-1
Background	10-2	10-1
Guidance	10-3	10-1
Guidelines and Criteria for Evaluating Project Lands for Off-road Vehicle Use	10-4	10-1
Operating Conditions	10-5	10-3
Public Involvement	10-6	10-3
Enforcement	10-7	10-4
Environmental Considerations	10-8	10-4
CHAPTER 11 – Regulation of Seaplane Operations on Civil Works Water Resource Development Projects		
Purpose	11-1	11-1
Guidance	11-2	11-1
CHAPTER 12 – Natural Resource Management System		
Purpose	12-1	12-1
User Manual and Reporting Guidance	12-2	12-1
Assigning Project Numbers and Area Codes For New Projects and New Areas	12-3	12-1
Recreation Areas	12-4	12-1
CHAPTER 13 – Recreation Use Surveys		
Purpose	13-1	13-1

EP 1130-2-550
Change 3
15 Aug 02

	Paragraph	Page
Procedure	13-2	13-1
Data Retention and Archiving	13-3	13-1

CHAPTER 14 – Natural Resource Management Maintenance Uniforms

Reserved

CHAPTER 15 – Recreation Management Support Program

Purpose	15-1	15-1
Background	15-2	15-1
Mission and Goal	15-3	15-1
Program Components	15-4	15-1
Program Meetings	15-5	15-2
Spring Team Meeting	15-6	15-3
Final Approval of RMSP Funding	15-7	15-4
Statements of Need, Proponents, and Study Plans	15-8	15-4
Recreation Leadership Advisory Team	15-9	15-6
Responsibilities	15-10	15-6

APPENDIX A – References A-1

APPENDIX B – Interagency Coordination Requirements B-1

APPENDIX C – Visitor Center Checklist C-1

APPENDIX D- ENG Form 5036-R D-1

APPENDIX E – Temporary Employee Training E-1

APPENDIX F – ENG Form 5036-1-R F-1

APPENDIX G – Alternative Management Techniques G-1

APPENDIX H – Format for Cooperative Agreement H-1

APPENDIX I – Reporting Requirements for Law Enforcement Cooperative Agreements
Through the NRMS I-1

APPENDIX J – Removed

APPENDIX K – Removed

APPENDIX L – Removed

APPENDIX M – Use Fee Criteria	M-1
APPENDIX N – Special Events	N-1
APPENDIX O – Program Integrity: Honor Vaults	O-1
APPENDIX P – Golden Age and Golden Access Passport Record (ENG Form 4468-R) And (ENG Form 4468A-R)	P-1
APPENDIX Q – Direct Transmittal of Recreation Use Funds	Q-1
APPENDIX R – Maintaining Funds Security	R-1
APPENDIX S – Outline of Monitoring Plan for ORV Areas	S-1
APPENDIX T – Use Fee Refund Request	T-1
APPENDIX U – Free-Night Camping Coupon	U-1

CHAPTER 1 - INTRODUCTION

1-1. Purpose. This chapter establishes guidance for the management of recreation programs and activities, and for the operation and maintenance of U.S. Army Corps of Engineers (USACE) recreation facilities and related structures, at civil works water resource projects and supplements ER 1130-2-510, Recreation Operations and Maintenance Policies.

1-2. Applicability. This guidance applies to all USACE commands having responsibility for civil works functions.

1-3. References. See Appendix A.

1-4. Glossary.

a. General Plan. The plan required, pursuant to the Fish and Wildlife Coordination Act (reference Appendix A, paragraph 5) for lands and waters where the fish and wildlife resources are to be developed and managed by another agency, and for authorized mitigation lands managed by the Corps. Plans will be approved jointly by the Secretary of the Army, the Secretary of the Interior, and the head of the State Fish and Wildlife agency. A General Plan is not necessary when operation and management of the project provides for fish and wildlife incidental to other Corps activities.

b. Interpretive Services. Communication and education processes provided to internal and external audiences, which support the accomplishment of Corps missions, tell the Corps story, and reveal the meanings of, and relationships between, natural, cultural, and created environments and their features.

c. Land Allocation. The identification and documentation of lands at Civil Works projects in accordance with the authorized purposes for which they were or are to be acquired. There are four primary land allocation categories applicable to Corps projects; (1) operations (i.e., flood control, hydropower, etc.), (2) recreation, (3) fish and wildlife, and (4) mitigation.

d. Land Classification. All lands are acquired for authorized project purposes and allocated for these uses. The classification process is a further distribution of project lands by management categories which, based upon resources available and public needs, will provide for full utilization while protecting project resources.

e. Master Plan. The document guiding the use and development of the natural and manmade resources of a given project or group of projects.

f. Official Use. Use by an employee, agent or designated representative of the Federal Government or one of its contractors in the course of his employment, agency, or representation.

g. Off-road Vehicle. Any motorized vehicle designed for or capable of cross-country travel on or immediately over land, water, sand, snow, ice, marsh, swampland, or other natural terrain; except that such term excludes (1) any registered motorboat, (2) any military, fire, ambulance or law enforcement vehicle when used for emergency purposes and (3) any vehicle whose use is authorized by the Commander, HQUSACE, or a properly designated representative, under a permit, lease, license or contract.

h. Operational Management Plan (OMP). A management action document that describes in detail how resource objectives and concepts prescribed in the master plan will be implemented and achieved. (See ER 1130-2-550, Chapter 3, Project Master Plans and Operational Management Plans).

i. Outreach Activities. Communication efforts involving interpretive programs that reach diverse populations such as students, teachers, organized groups such as Boy Scouts, Girl Scouts, 4-H, and the general public, beyond the physical boundaries of Corps projects and facilities.

j. Project. Water resource development lands and waters for which the Corps of Engineers has administrative responsibility.

k. Project Lands. Lands and waters administered by the Commander, HQUSACE, in connection with a Federal water resource development project.

l. Recreation Research and Demonstration Unit (RRDU). A project or specifically defined portion(s) of a project upon which baseline project, recreation user, and renewable natural resource data files will be established and periodically monitored and updated and upon which recreation resources research and demonstration projects will be conducted.

m. Recreation Use Monitoring Station (RUMS). A specific "Water Resource Development Project," such as a Corps constructed and maintained ocean jetty, a segment of a Corps maintained waterway, a Corps constructed harbor of refuge or a small craft harbor, upon which baseline project and recreation user data files will be established and periodically monitored to obtain valid information to assist Corps recreation related planning, policy, and maintenance activities.

n. Reevaluation. The review of an existing master plan by an interoffice/interdisciplinary team to determine if it requires supplementation or updating.

o. Resource Objectives (RO). Clearly written statements that are specific to a project, or group of projects. They specify the attainable options for resource development and/or management. They must be consistent with authorized project purposes, Federal laws and directives, regional needs, resource capabilities, and expressed public desires.

p. Supplement. An approved change to a master plan.

q. Update. A major revision of a master plan. The term "update" should not be used in the title of the new master plan. It is used in this regulation to distinguish between levels of change.

CHAPTER 2 - RECREATION MANAGEMENT

2-1. Purpose. This chapter establishes guidance for the administration and management of USACE recreation programs and facilities at civil works water resource projects.

2-2. Background.

a. Programs and activities related to outdoor recreation have as their design base:

(1) the following mission statement:

" The Army Corps of Engineers is the steward of the lands and waters at Corps water resources projects. Its Natural Resources Management Mission is to manage and conserve those natural resources, consistent with ecosystem management principles, while providing quality public outdoor recreation experiences to serve the needs of present and future generations.

In all aspects of natural and cultural resources management, the Corps promotes awareness of environmental values and adheres to sound environmental stewardship, protection, compliance and restoration practices.

The Corps manages for long-term public access to, and use of, the natural resources in cooperation with other Federal, State, and local agencies as well as the private sector.

The Corps integrates the management of diverse natural resource components such as fish, wildlife, forests, wetlands, grasslands, soil, air, and water with the provision of public recreation opportunities. The Corps conserves natural resources and provides public recreation opportunities that contribute to the quality of American life."

(2) and, the following program objectives:

(a) To provide a quality outdoor recreation experience which includes an accessible, safe and healthful environment for a diverse population,

(b) To increase the level of self sufficiency for the Corps recreation program,

(c) To provide outdoor recreation opportunities on Corps of Engineers administered land and water on a sustained basis, and

(d) To optimize the use of leveraged resources to maintain and provide quality public experiences at Corps water resources projects.

EP 1130-2-550
15 Nov 96

b. To accomplish the program objectives, the Corps manages land and water resources in cooperation with other Federal, state and local agencies, quasi-public organizations and the private sector supplemented by volunteers, contributions and challenge cost sharing programs.

2-3. Guidance - Operations and Maintenance.

a. Master plans and operational management plans will be developed in accordance with the guidance contained in Chapter 3 of ER 1130-2-550, Project Master Plans and Operational Management Plans.

b. Outdoor Recreation.

(1) General. Whenever possible, the Operations Project Manager will employ the following management measures to increase the public's opportunity for a high quality recreation experience:

(a) Based upon social and resource carrying capacity, establish and enforce maximum use limitations to prevent overcrowding or site deterioration.

(b) Reduce or eliminate use conflicts. Public day use activities should be separated from camping areas and Corps managed areas should be separated from outgranted areas.

(c) Establish a project wide cost effective program to rehabilitate recreational facilities whenever feasible to increase visitor satisfaction while reducing O&M costs. Consolidate areas and/or close and discontinue facilities that are under utilized.

(d) Implement other approved management measures to provide for recreational use of the project by all visitors, including persons with disabilities.

(e) Issue Special Events and Use Permits in accordance with Chapter 9 of ER 1130-2-550, Recreation Use Fees.

(f) Consider leasing areas for commercial concession or park and recreation purposes.

(g) Managers should establish a project wide cost effective program to rehabilitate recreational facilities whenever feasible to increase visitor safety and satisfaction while reducing O&M costs. O&M budget Feature Cost Codes 606.1 and 606.3 allow for justified levels of public health and safety at the least cost and Codes 629.1 and 629.9 allow for the insurance of public safety.

(2) Public Campgrounds. Normally the Corps or another public agency will provide and administer facilities for use by the camping public. Campgrounds may also be provided by commercial concessions.

(3) Camping is permitted only in those area designated in the Master Plan and such activity will be in accordance with 36 CFR 327 and Chapter 9 of ER 1130-2-550.

(4) Swimming Beaches. New swimming beaches should be developed and maintained under the guidelines of PL 89-72 and the criteria established in Appendix A of EM 1110-2-400. Existing beaches and concentrated swimming areas operated by the Corps will be maintained in a

physically safe and efficient manner in accordance with the stated EM. This will include maintaining appropriate gradient, beach nourishment, adequate buoys and proper signing.

(5) The following criteria should be used in the analysis of recreation areas highlighted to be considered for closure consolidation, or transfer to others to operate. Each review should include an analysis of the socioeconomic impact of the area upon the surrounding community. (This criteria was presented before the United States Congress in 1982 by the Commander, HQUSACE.)

(a) A cost-per-visit analysis.

(b) Area location and accessibility by a majority of the using public.

(c) The area's percentage contribution to total project visitation.

(d) Whether or not the closure of one area would benefit the more efficient use of adjoining areas.

(e) Visitor, ranger and contractor safety.

c. Service Contracts.

(1) OMB Circular A-76. In accordance with OMB Circular A-76, when it has been determined that a function or service can be contracted, the full cost of contracting will be compared with the in-house cost. When contracting costs are lower than in-house costs by a specified margin, the Government will contract for the product or service.

(2) Operations Project Manager's Role. Operations project managers can serve, if designated by the District Commander, as the Contracting Officer's Representative (COR) when service contracts are found necessary. Other staff members may serve as the COR with proper recommendations and training.

d. Boundary Surveys and Marking. (See Chapter 2, paragraph 2-3.b of EP 1130-2-540)

e. Control or Access. Roads which are not maintained, outgranted or used by the Corps, or are not dedicated as public roads by the governmental entity, should be closed, obliterated and revegetated to blend with the natural environment.

f. Archeological, Historical and Cultural Resources. The protection of these resources is required by PL 86-523, and PL 89-665. Guidance is contained in Chapter 6 of ER 1130-2-540 for protecting these resources at completed projects not covered under ER 1105-2-100.

g. Outgranting of Lands. (See Chapter 2, para 2-3.c. of EP 1130-2-540.

2-4. Guidance - General.

a. Public Awareness. The following may be used as appropriate to increase public awareness and involvement:

(1) Submit for comment major plans or programs affecting public use of project lands and waters to the appropriate individual or officer of organizations such as Federal and state wildlife agencies, local conservation groups, sportsmen clubs, and lake associations.

(2) Inform the public of the Corps' natural resources management program through project initiated news releases, regularly published columns or articles, interpretive programs and visitor center activities. Guidance on interpretive services is contained in Chapter 4 of ER 1130-2-550. Visitor center guidance is in Chapter 5 of ER 1130-2-550.

(3) Involve local schools in Corps programs through the provision of speakers and use of project lands and facilities for class assignments.

(4) Project personnel involvement in community activities. Make maximum use of all means to keep the public informed of Corps services and activities.

(5) Establish and maintain working relationships with local private recreation industries, lake associations, conservation organizations, and professional societies and exchange views, speakers, exhibits and publications.

(6) Maintain communication through various means including public meetings or agency coordination meetings at all organizational levels. Keep congressional leaders and state and local government representatives apprised of impending policy changes or actions which may be controversial.

b. Health and Safety.

(1) General. EM 385-1-1, "Safety and Health Requirements Manual" and Engineer Regulations in the 385 series establish the safety program requirements for all Corps of Engineers activities and operations. It does not apply to concessionaires. Resource personnel should become familiar with these instructions to facilitate implementation and enforcement of those provisions applicable to all Corps personnel, contract personnel and the visiting public. Other measures that may be employed to maintain health and safety include, but are not limited to the following:

(a) The project safety officer should develop plans and programs to carry out the provisions of EM 385-1-1 and the Engineer Regulations in the 385 series.

(b) Safety education lectures should be given to government personnel by qualified instructors as required by EM 385-1-1.

(c) Resource management training courses and requirements should comply with Section 1 and 2 of EM 385-1-1.

(d) The project safety plan portion of the OMP should be used in program planning and operation.

(e) Project personnel may participate in and take advantage of programs offered by organizations such as the National Water Safety Congress, National Safe Boating Council, U.S. Coast Guard, Coast Guard Auxiliary, Power Squadrons, the American Red Cross, the National

Association of State Boating Law Administrator, and state conservation agencies. Guidance and assistance may be obtained from the district safety office.

(f) Safety equipment and materials such as first aid kits, search, rescue and recovery equipment, portable signs and barricades, communications equipment, vehicles, motor launches, and fire fighting equipment should be maintained at each project.

(g) Restricted areas, swimming areas, danger zones, and hazardous areas shall be properly marked with the appropriate buoys, markers, signs, or barricades which conform to the current Uniform State Waterway Marking System EP 310-1-6a&b, and the Manual on Uniform Traffic Control Devices for Streets and Highways (U.S. Dept of Transportation, Federal Highway Commission D6.1, 1978). Such devices will be placed and maintained to insure the public is adequately safeguarded against hazards. ENG LAB 2, For Your Safety (Buoys and Markers), may be used to assist in informing and educating the public about these devices. Tailwater areas and areas immediately above spillways and dams will be properly marked with signs, buoys, booms, or other markers. Signs, buoys, and markers will be installed in connection with powerhouses, fish ladders, locks, and outlet control structures. Project roads and boat launching ramps will be adequately signed, marked, or barricaded for proper use and protection of the visiting public.

(h) All facilities and equipment will comply with applicable Occupational Safety and Health Administration (OSHA) standards.

(3) Search, Rescue and Recovery. Body recovery missions should also be accomplished in coordination with the sheriff's department, state police or other local law enforcement agencies. Safety of personnel must be taken into consideration at all times. Proper equipment must be available at all times and personnel must be trained for this function if these activities are undertaken.

c. Personnel Requirements.

(1) Operations Project Managers. Except for specifically designated facilities such as some locks and powerhouses, the Operations Project Manager will be responsible for all aspects of operations, maintenance, and administration of a water resource development project and its natural and cultural resources. An operations project manager will be assigned to a new project shortly after the initiation of land acquisition. In addition to coordinating with the real estate element, the Operations Project Manager will be actively involved in coordination aspects of planning, design, construction, and other project activities.

(2) Professional Registration and Certification. Natural resources management personnel should be strongly encouraged to become registered in their professional field and actively participate in their state or professional society.

d. Training.

(1) In-house, in-service training, including HQUSACE sponsored courses, shall be conducted on subjects directly related to the Natural Resources Management Program.

(2) Operations Project Manager/Ranger Training Program. Each district should establish and maintain a formal Operations Project Manager/Ranger training program. As a minimum, the

training program should span 18 months and include assignments to the district office and one lake project.

(3) Conference and Seminars. Judicious management of attendance and participation in various professional conferences, seminars and training schools is necessary to obtain maximum benefits from minimum expenditures. The importance of staying abreast of current information and discussing issues of mutual interest with various local, state, and Federal government, and private sector representatives demands expenditure of some resources.

e. Inter-Agency Coordination. This coordination involves utilizing the expertise of other elements and other governmental agencies having collateral interests in parks, recreation, natural resources, law enforcement, and other matters which are of concern in proper management of the project. Coordination also involves ensuring that the operations view point is considered by other elements and these other agencies, when their actions will affect the operation and management of the projects. Cooperative agreements between the Corps and the Forest Service in accordance with the principles and procedures set forth in the 1964 Memorandum of Agreement between the Secretaries of the Army and Agriculture, will be entered into prior to impoundment to assure an effective management program for the project. Agreements with agencies of the Department of the Interior will be in accordance with the Memorandum of Agreement between the Secretaries of the Army and the Interior, dated 2 February 1973.

f. Signs.

(1) General. Project signs will conform to guidance given in EP 310-1-6a&b, Sign Standards Manual.

(2) Traffic Control. All traffic control signs will conform to the manual on Uniform Traffic Control Devices (D6.1 - 1978).

(3) Symbol Signs. The use of symbol signs should be maximized.

(4) Purchase of Signs. Section 4124 of Title 18 USC requires Federal agencies to purchase, at no more than fair market prices, prison made products when such products are available and meet the requirements of the agency. Therefore, unless the district has its own sign shop, the policy relative to the purchase of project signs is that such signs will be purchased from the Federal Prison Industries (FPI) unless the District Commander is notified by the FPI that it cannot provide the needed signs in a timely manner.

(5) Memorial Plaques. Memorial plaques may be provided at major projects where considered appropriate by the District Commander. A major project is defined for this purpose as one which costs \$10,000,000 or more.

(6) Design. A plaque may be placed in a conspicuous location on a major project structure or other appropriate location where it will be readily visible to the visiting public. Plaques will conform to design guidelines given in EP 310-1-6 and will show in the order listed, the following:

(a) Project name

(b) Engineer castle

- (c) U.S. Army
- (d) Corps of Engineers
- (e) District office
- (f) The following names:

Assistant Secretary of the Army (Civil Works)

Chief of Engineers

MSC Commander at the time of dedication

District Commander who contributed most toward construction

Project engineer in charge during the major portion of construction

- (g) Years during which the project was constructed.
- (8) Any deviation from the above listing will require approval of HQUSACE (CEIM-

IV).

CHAPTER 3 - PROJECT MASTER PLANS AND OPERATIONAL MANAGEMENT PLANS

3-1. Purpose. This chapter establishes guidance for the preparation of master plans and operational management plans for USACE Civil Works projects.

3-2. Background.

a. The master plan (MP) is an essential element in fostering an efficient and cost-effective project for natural resources, recreational, and cultural management programs. The MP provides direction for project development and use and as such is a vital tool for the responsible stewardship of project resources for the benefit of present and future generations; and, the MP promotes the protection, conservation and enhancement of natural, cultural, and man-made resources.

b. The MP is the basic document guiding Corps of Engineers responsibilities pursuant to Federal laws (See Appendix B) to preserve, conserve, restore, maintain, manage, and develop the project lands, waters, and associated resources. The MP is a continuing and dynamic document, unlike the feasibility study and the general design memorandum which also plan for the development of resources. The MP is a planning document anticipating what could and should happen and is flexible based upon changing conditions. Design functions are handled in the feature design memorandums and in contract plans and specifications. The MP deals in concepts, not in details of design or administration. Detailed management and administration functions are handled in the operational management plan (OMP), which translates the concepts of the MP into operational terms.

c. Master plans are required for civil works projects and other fee-owned lands for which the Corps of Engineers has administrative responsibility for management of natural and manmade resources. Lands may be exempted from this requirement where there is no demonstrated need or opportunity to manage them. Master plans may be prepared for projects not managed by the Corps of Engineers, such as local protection projects, at the discretion of the MSC Commander.

d. Master Plan Goals. The primary goals of the MP are to prescribe an overall land and water management plan, resource objectives, and associated design and management concepts, which:

(1) Provide the best possible combination of responses to regional needs, resource capabilities and suitabilities, and expressed public interests and desires consistent with authorized project purposes;

(2) Contribute towards providing a high degree of recreation diversity within the region;

(3) Emphasize the particular qualities, characteristics, and potentials of the project;

(4) Exhibit consistency and compatibility with national objectives and other state and regional goals and programs.

e. Operational Management Plan. Following approval of the MP, preparation of the OMP for natural resources and park management will be initiated by the operations element.

The OMP shall be prepared as a separate document, and will outline in detail the specific operation and administration requirements for natural resources and park management, consistent with the approved MP.

3-3. Guidance.

a. A current, approved MP is necessary before any action can be taken which may restrict the range of future options. All actions by the Corps of Engineers and outgrantees must be consistent with the MP. Prior to facility construction, renovation, or consolidation, whether to be accomplished with O&M General, Construction General, or SRUF accounts, such activities must be included in an approved MP. These activities will not be included in budget submissions unless they are included in an approved MP. Exceptions for special situations may be granted prior to the approval of a MP following full coordination within the district. The resulting changes will be incorporated into the MP.

b. Scope of The Master Plan. The MP shall cover a single project or several projects depending on what is the best for management of the resources involved. The scope, content, and organization of MPs may vary considerably from project to project depending upon a number of factors including the complexity of the project, whether this is a new or updated MP, the particular needs of management personnel, innovations developed to improve utility, and other factors. The MP shall cover all resources, including but not limited to, fish and wildlife, vegetation, cultural, aesthetic, recreational, mineral, commercial, and outgranted lands, easements, and water.

c. Master Plan Preparation. The interoffice/ interdisciplinary team approach will be used for the development, reevaluation, and supplementation or updating of MPs. Teams should consist of representatives from Operations (including project personnel), Planning, Real Estate and/or other elements as appropriate. The team should also be interdisciplinary, as required by the National Environmental Policy Act, including representatives of various science and design disciplines depending upon the resources involved. Coordination with other agencies and the public shall be an integral part of the master planning process. The process shall be conducted in a manner which maximizes long-term cost effectiveness of the preparation, maintenance, and implementation.

d. Operational Management Plan Preparation. (See chapter 2, Appendix B of ER 1130-2-550 for policy guidance on preparation of OMPs.) If the MP is not scheduled for completion within one year, operations will proceed with development of the OMP. During OMP development or update, emphasis on achieving economy in planning, design, construction, and managing natural resources and recreation facilities should be considered. Economy and quality are to be given equal attention in the development of new recreation facilities.

(1) The following parts of the OMP will be prepared:

(a) Natural Resources Management

(b) Park Management

(2) Management strategies consistent with authorized project purposes, approved resource use objectives and land use designations will be established for each part. The OMP will be used as a working tool and will include funds, staffing and time frame required to

implement these strategies. As the OMP will be a working tool to be used in the overall management of the project, it should be in loose leaf format and if possible updated every five years. Approval of the OMP and its updates rests with the district commander. Portions of the plan (funding, staffing, and equipment needs) will be updated and submitted for approval to the district commander on a yearly basis. An OMP will be prepared and submitted for all projects. At projects with only small acreages managed by the Corps (i.e., a few hundred acres around the dam), the plan will be prepared in the same general format but on a limited basis commensurate with the degree of management possible. The OMP for outgranted areas will include the outgrantee's management plans for the area and how the management of the outgranted land supports the overall management objectives of the project.

(3) Part I. Natural Resources Management replaces the former Master Plan Appendices B (Forest/Range Management), C (Fire Control), and D (Fish and Wildlife Management). This part will be based on a total ecosystem or compartment approach to management of natural resources. Part I will include (a) compartment descriptions (b) management objectives and (c) implementation plans. When determining management objectives, overall project management objectives (including outgranted areas) should be considered and addressed in the plan. A basic outline to be used is presented as Table 3-1 on the following page.

Table 3-1

I. Natural Resources Management

A. Long Term Objectives of Resource Management

B. Compartment Description

(1) Topography (slope, aspect, general soil type, etc.)

(2) Aquatic Resources (type, temperature, turbidity, etc.)

(3) Vegetation (species, size, density, etc.)

(4) Fish and Wildlife (species)

(5) Special Considerations or Problems (protected or rare/ unique habitat, rare and endangered species, national emphasis programs (e.g., watchable wildlife North American Waterfowl Management Program, and Neotropical Migratory Birds, etc.), pollution, forest fire control)

C. Management Objectives (for each compartment)

D. Implementation Plan (for each compartment)

(1) Management Techniques (to meet objectives)

(2) Five-Year Schedule (of management techniques to be applied)

(3) Annual Staffing and Equipment Needs

(4) Annual Costs

(5) Coordination (with other elements/agencies/the public)

(4) Part II. Park Management will replace the former Master Plan Appendices A (Project Resource Management Plan), E (Project Safety Plan), and F (Lakeshore Management Plan). It will be composed of descriptions, management objectives and implementation plans for at least the following, as presented in Table 3-2 below.

Table 3-2

II. Park Management

- A. Safety (employee, contractor and visitor)
 - B. Security
 - C. Visitor Assistance
 - D. Shoreline Management
 - E. Private Exclusive Use (existing approved regional plan may be inserted as is)
 - F. Outgrants (availability of lands, compliance inspections, etc.)
 - G. Maintenance
 - H. Recreation Use Fee Program
 - I. Interpretation
 - J. Cultural Resources
 - K. Project Sign Management Plan
 - L. Special Programs
 - M. Cooperation (with other agencies and/or special interest groups)
 - N. Five-Year Program (for park management)
 - O. Priority List (of annual programs with staffing and funding requirement)
-

e. The above subjects must be included in all OMPs if these activities exist at the project. Specific formats and detailed guidance may be determined by the District Commander.

f. Strong consideration should also be given to holding an annual project meeting or open house as a way of providing the public with an opportunity to express their views on the management of the project. This public input can serve as a partial basis for the annual OMP update.

3-4. Master Planning Procedures and Requirements.

a. **Conceptual Framework.** The master planning process encompasses a series of interrelated and overlapping tasks involving the examination and analysis of past, present, and forecasted future environmental and socioeconomic conditions and trends. Within a generalized conceptual framework, the process focuses on three primary components: (1) regional or ecosystem needs, (2) project resource capabilities and suitabilities, and (3) expressed public

interests and desires. The MP shall ensure that economy and quality shall be given equal attention in the development of new recreation facilities.

b. Plan of Study. To ensure that a MP will be developed in an efficient and cost-effective manner, a plan of study will be formalized at the outset by the MP study team. As a minimum, the plan shall identify information needs and means for obtaining, study costs, schedules, tasks, district's quality control plan for the development of the master plan and responsibilities.

c. When to Prepare, Supplement, or Update a Master Plan.

(1) New Projects. Preparation of the MP will be initiated as soon as possible after approval of the general design memorandum (GDM) so that approved recreation and other feature developments will become available as the project becomes operational.

(2) Existing Projects.

(a) Reevaluation. Existing project MPs will be periodically reevaluated by an interoffice/interdisciplinary team to assess the extent to which the document serves its intended purpose. The reevaluation team should examine and assess the MP to determine if it is up-to-date, responsive to current and foreseeable regional needs, public interests and desires, communicates direction and intent, and is actually being used and followed by project management personnel.

(b) Supplementation. Master plans in need of only minor revisions and modifications will be supplemented to include corrected drawings as required. Supplements should be prepared as often as necessary to ensure that the MP continues to serve its intended purpose.

(c) Update. Master plans which no longer serve their purpose will be updated as soon as possible.

d. Coordination and Public Involvement.

(1) In-house. Draft MPs, supplements, and updates shall be coordinated with those elements which have responsibility for planning, design, development and/or management of the project.

(2) Interagency. Coordination with some agencies is required by law, executive order, or memoranda of agreement. Some of the common requirements are listed in Appendix C. Early and thorough coordination with other Federal, state, regional, and local agencies is encouraged. Master plans should be coordinated with a committed or most likely local sponsor for recreation or other aspects that require cost-sharing.

(3) Public. Coordination with the general public is required in some circumstances and can be very important in identifying resources and determining public needs and desires. Public involvement and coordination should be included in the plan of study (see para. 3-4.b). Consideration should be given not only to formal public meetings but to informal workshops, mailed brochures, and other techniques to achieve maximum coordination with a reasonable expenditure of time and funds.

(4) Congressional. Notification of congressional interests is an important part of public coordination and public involvement. They should be given early notification of formal and informal meetings related to the MP as well as the availability of draft and final MPs and other master planning documents.

e. Cost Effectiveness.

(1) The Master Plan. The master planning process will be implemented in a manner which maximizes cost effectiveness in the preparation and maintenance of MPs. Toward this end the MP should be concise and designed for easy preparation, supplementation, and update. Project field personnel, in addition to serving as team members, will be fully utilized for data collection and recommendations. Materials previously assembled for feasibility reports, environmental impact statement, the OMP or other documents will be used to the maximum extent possible to minimize effort and redundancy.

(2) The Master Plan Document. The finished MP will be a usable document. The text should be typewritten on 8 1/2 x 11" white paper, when feasible, with all maps, aerial photographs, or plates folded to the 8 1/2 x 11" size. The document will be assembled in a looseleaf format with the title on the front cover and the binding. Data, aerial photographs, maps, or other exhibits used in development of the MP should be available for development of the OMP. Pages and plates changed as a result of supplementation shall be marked with the date of the revision and distributed to all holders of the MP.

3-5. Master Plan Content. The following elements, at a minimum, will be included in each MP.

a. Introduction. Short introductory paragraphs or sections shall provide information on project authorization, land allocations, project purposes, purpose and scope of the master planning action, a project description, and a listing of prior and proposed design memorandums. A tabular listing of pertinent project information should be provided to assist in the evaluation of future decisions concerning management of project resources. Items which may be included in the project description, if applicable, are project location, climatological data, drainage area, water storage pools, hydropower facilities, main dam, spillways, outlet works, subimpoundments, lake regulation, project visitation, summary of recreation development, etc. A description of regional influences shall be provided, including a discussion of the relationship of the project to other projects and programs of other agencies.

b. Resource Objectives. Resource objectives are developed to guide future design, development and management of the resource base, natural and manmade, to obtain the greatest possible benefit through meeting the needs of the public and protecting and enhancing environmental quality. Resource objectives shall, at a minimum, consider authorized project purposes, applicable Federal laws and directives, regional needs, resource capabilities and expressed public desires.

c. Resource Analysis. Project resource analysis shall provide a review of natural resource data to determine the suitability of project lands and waters for significant natural resource related management activities. Inventories for development of MPs, through land satellite images or other means, should identify broad categories of natural features. The features will be further defined in the OMP process. The inventories may include forest or vegetative covers, rangelands, water, environmentally sensitive areas or species and cultural, historic or archeological conditions. Only a summary of resource suitability for potential uses will be

presented. Care should be taken not to violate public disclosure restrictions on archeological resources. The analysis shall provide sufficient detail to serve as the basis for subsequent land classification decisions and the development of resource objectives consistent with resource capabilities. The use of automated geographic information systems is encouraged to perform resource analysis and mapping tasks as a method of increasing efficiency and reducing long term costs.

d. Recreation Program Analysis. The evaluation of recreation on project land should consist of both an analysis of recreation use and an evaluation of the efficiency and effectiveness in which recreation opportunities are or will be provided. It is important that this analysis include both consumptive and non-consumptive use of the resources. The delineation of market area and the projection of future recreation use and facility requirements shall be based on an evaluation of historic and current use at existing projects. Areas of consideration to meet this objective may include consolidating small recreation areas, carrying capacity analysis of project lands and waters, and new technologies.

e. Public Involvement and Coordination. A summary of results from public meetings, workshops and other methods used to solicit input and the impacts on the resource objectives will be included.

f. Land Allocation. All lands will be allocated in accordance with the authorized purposes for which they were or are to be acquired. A project map delineating land according to land allocation will be provided. Land will be allocated into one of the following categories:

(1) Operations. Lands acquired in accordance with the authorizing documents for operation of the project, i.e., flood control, hydropower, navigation, water supply, etc.

(2) Recreation. Separable lands acquired in accordance with authorizing documents for public recreation.

(3) Fish and Wildlife. Separable land acquired in accordance with authorizing documents for fish and wildlife management.

(4) Mitigation. Land acquired or designated in accordance with authorizing documents to offset losses associated with development of the project.

g. Land Classification. Allocated project lands will be further classified to provide for development and resource management consistent with authorized project purposes and the provisions of NEPA and other Federal laws (see Appendix B). The classification process refines the land allocations to fully utilize project lands and must consider public desires, legislative authority, regional and project specific resource requirements and suitability. This allocated use takes precedent over any of the following classification categories. Agricultural or grazing use of project land is not a land classification but may be an interim or corollary use to meet management objectives. Land identified as potentially excess should be identified. Operational impact, environmental assessments and impact, cultural, historic, wetlands, and endangered species review are a part of the determination of excess process. If the property is recommended as excess by the district, a Report of Excess will be forwarded to the MSC commander for submission to HQUSACE for completion of a Determination of Excess, in accordance with ER 405-1-12, so that the area may be deleted from the master plan. A project map delineating land

according to classification categories shall be provided and supported by narrative. Land shall be classified into one of the following categories:

(1) Project Operations. In many cases the majority of lands (rim lands etc.) on Corps projects will be allocated to project operations. This classification category should include those lands required for the structure, operations center, office, maintenance compound and other areas that are used solely for project operations.

(2) Recreation. Land developed for intensive recreational activities by the visiting public, including developed recreation areas and areas for concession, resort, and quasi-public development. At new projects, recreation areas planned for initial development will be included in this classification. Future areas will be classified as multiple resource management until initiation of the development.

(3) Mitigation. This will only include land acquired or designated specifically for mitigation. Land classified in this category should be evaluated for consideration for lease or license to the Department of the Interior or the state.

(4) Environmental Sensitive Areas. Areas where scientific, ecological, cultural or aesthetic features have been identified. The identification of these areas on the map must be supported by narrative explaining the rationale for the classification. These areas, normally within one of the other classification categories, must be considered by management to ensure the sensitive areas are not adversely impacted. Normally limited or no development of public use is contemplated on land in this classification. No agricultural or grazing uses are permitted on this land.

(5) Multiple Resource Management. Lands managed for one or more of, but not limited to, these activities to the extent that they are compatible with the primary allocation(s). The activities should be fully explained in the narrative portion of the MP.

(a) Recreation - Low Density. Low density recreation activities such as hiking, primitive camping, wildlife observation, hunting, or similar low density recreational activities.

(b) Wildlife Management General. Fish and wildlife management activities. Lands in this sub-category shall be evaluated for consideration for lease or license to the Department of the Interior or the state or shall be designated for direct management by the Corps.

(c) Vegetative Management. Management activities for the protection and development of forest and vegetative cover.

(d) Inactive and/or Future Recreation Areas. Recreation areas planned for the future or that have been temporarily closed. These lands will be classified as multiple resource management in the interim.

(6) Easement lands. All lands for which the Corps holds an easement interest but not fee title. Planned use and management of easement lands will be in strict accordance with the terms and conditions of the easement estate acquired for the project.

h. Resource Plan. A brief description of resource characteristics and the rationale for the resource objectives will be provided for each classification category. In addition, site plans will be

provided identifying existing development at each area. Facilities proposed for development within five years will be described and a general cost estimate provided. A conceptual diagram identifying the general location of proposed facilities will also be provided. Planning and management problems related to current recreation development and use will be evaluated and recommendations made. A narrative description of future recreation development expected to occur beyond five years will be provided, and bubble diagrams identifying general locations without cost estimates will be included. A section should address alternative means for development of future recreation areas. It should include results of preliminary economic feasibility investigations to determine the appropriateness and potential for success of the alternatives identified.

i. Special Programs. Programs or situations not covered in other parts of the plan such as off-road vehicle use or feasibility studies for future concession developments may be identified and discussed.

3-6. Responsibilities.

a. Schedules. District commanders shall be responsible for ensuring that MPs and operational management plans are completed for all projects and for assuring that they are current. Master plans will be completed for all projects which do not have an approved MP or for which the MP is in need of revision within five years of the date of this regulation.

(1) Master plans will be reevaluated on a continuing basis to avoid costly future updates. Each MP shall be reviewed on a periodic basis, such as five years, and shall be revised as required.

(2) District 5-year schedules for MPs, supplements, and updates will be included in the annual update of the Natural Resource Management System which begins 1 December each year (ER 1130-2-550, Chapter 12). Each annual report will include the status of plans scheduled.

(3) Operational Management Plans will be prepared for each project within three years of the date of this regulation (where they do not already exist) and will be updated annually.

b. Approval. District commanders shall be responsible for approving MPs, supplements, updates and operational management plans. One copy of the approved document will be submitted to both the appropriate division and CDR, USACE (CECW-ON) WASH DC 20314-1000.

CHAPTER 4 - INTERPRETIVE SERVICES AND OUTREACH PROGRAM

4-1. Purpose. This chapter, as well as EP 1130-2-434, Volumes 1-5, DI (Database Instructions), FS (Chittenden Award Fact Sheet), and JS (Job Standards), establish guidance for the operation of the USACE Interpretive Services and Outreach Program (ISOP) program at civil works water resource projects.

4-2. Guidance.

a. All Corps interpretive and outreach efforts should be based on the Freeman Tilden basic principles of effective interpretation as listed below. They include personal, as well as nonpersonal communication and educational activities in written, oral and audiovisual forms.

I. Any interpretation that does not somehow relate what is being displayed or described to something within the personality or experience of the visitor will be sterile.

II. Information, as such, is not Interpretation. Interpretation is revelation based upon information. But they are entirely different things. However, all interpretation includes information.

III. Interpretation is an art, which combines many arts, whether the materials presented are scientific, historical or architectural. Any art is in some degree teachable.

IV. The chief aim of interpretation is not instruction, but provocation.

V. Interpretation should aim to present a whole rather than a part, and must address itself to the whole (person) rather than any phase.

VI. Interpretation addressed to children (say, up to the age of twelve) should not be a dilution of the presentation to adults, but should follow a fundamentally different approach. To be at its best it will require a separate program.”

b. Interpretive programs should be entertaining but not be provided solely for the purpose of entertainment.

c. Suggested program scope and content guidance may be found in the ISOP Strategy and Goals (EP 1130-2-434, Volume 1) provided to all field elements. The interpretive strategy contains ideas to implement interpretive program goals identified herein.

d. While many programs and events take place on Corps sites, it is appropriate for Corps team members to provide interpretive programs outside the boundaries of Corps projects as part of each project's outreach efforts. Examples of appropriate programs include, but are not limited to, presentations at local schools, participation in fairs, parades, conservation events, and other agency or community-sponsored events.

e. It is appropriate for Corps team members to promote project missions through the ISOP.

EP 1130-2-550
15 Nov 96

f. Cooperating associations provide an opportunity to expand visitor service and programming experience. (See ER and EP 1130-2-500, Chapter 9).

g. Coordination is essential between operation and public affairs and other functional elements with public communication responsibilities. Coordination is also encouraged between external agencies and concerned public interests.

h. A Corpswide emphasis theme for the Interpretive Services and Outreach Program will be developed periodically by CECW-ON. CECW-ON will periodically solicit theme suggestions from MSCs and will provide guidance to promote the theme throughout the Corps, as well as to visitors, schools and other audiences. CECW-ON will also suggest a list of sources for resource materials that complement and enhance each theme. Projects are encouraged to use these materials and participate fully in supporting the chosen theme as it relates to the Corps goals outlined in ER 1130-2-550, Chapter 4.

4-3. Hiram M. Chittenden Award for Interpretive Excellence. Nominations for the Hiram M. Chittenden Award for Interpretive Excellence will be made according to the criteria and submittal instructions found in an annual memorandum signed by the Director of Civil Works announcing the award.

4-4. Evaluation. Each project should evaluate its ISOP to assure consistency with ER 1130-2-550, Chapter 4. The program should be evaluated on an annual basis. Each district point of contact should ensure that their project programs are complementary and comprehensive.

4-5. Reporting Requirements. Limited upward reporting such as the number of visitors reached on site and through outreach programs will be included in the Natural Resource Management System (NRMS). See ER 1130-2-550, Chapter 12, Natural Resource Management System for additional information.

CHAPTER 5 - VISITOR CENTER PROGRAM

5-1. Purpose. This chapter establishes guidance governing planning, development, management, and operation of USACE Visitor Center facilities at civil works water resource projects.

5-2. Program Goals and Objectives. Visitor Center operation is a necessary and integral part of total project management. The primary purpose of the Visitor Center program is to provide interpretive information to the visiting public about the Corps, its mission, the project and its facilities, visitor safety, and the geographic area where the project is located. Visitor Centers provide the information necessary to visitors for safe and enjoyable use of Corps facilities. Exhibits and other interpretive communications should be designed to stimulate interest and convey information. The interpretive objectives of visitor centers are to:

- a. Enhance the public's understanding of the multidimensional role of the Army and the Corps and their contributions to the Nation.
- b. Enhance the public's understanding of the purpose and operation of the project, its archeological, historic, man-made, natural, and cultural features.
- c. Develop public appreciation for the proper and safe use of project resources.
- d. Foster the spirit of personal stewardship of public lands.
- e. Orient the visitor to the project and its recreational opportunities.
- f. Aid project personnel in accomplishing management objectives.
- g. Reduce overall project operation and maintenance costs.

5-3. Guidance.

a. The Corps of Engineers is responsible for providing information to the visiting public at every project it operates through a Type A Regional Visitor Center, a Type B Project Visitor Center, or a Type C Visitor Information Center.

b. Project personnel manage and operate, or oversee contract operations of, Visitor Centers at water resource development projects. Visitor Centers educate and inform the public with regard to the history and mission of the Corps, its role in water resources development, the project, its purpose, benefits and costs. Visitor Centers are further operated to ensure the public is provided with the information necessary for the safe use and enjoyment of Corps projects.

c. Visitor Center Types. Visitor Centers are classified into three types based upon their authorization, size, facilities, and program scope. The basic objective of serving and informing the visiting public is common to all.

d. Maintenance. Corps facilities available to the public are subject to the highest standards of maintenance, both inside structures and on the surrounding grounds. This maintenance function may be performed either in-house or by contract personnel. These services should be scheduled for non-operational hours.

(1) All equipment used in Visitor Centers should be generic off-the-shelf products, selected for dependability, ease of maintenance, longevity and low operating costs.

(2) A contract or other type agreement should be negotiated for any equipment repairs beyond the skills of the staff. Backup equipment should be available to maintain display operations.

e. Security. Security features should be included in the Visitor Center. Many of these features may be passive in nature such as proper lighting, adequate locking systems and key control, unobstructed views of windows and entrance ways, and alarm systems. At many Visitor Centers, adjacent facilities such as powerhouses, may require restricted access which will be controlled by others. Additional security for these areas may be provided by the Park Ranger staff or contract law enforcement personnel.

f. Audio/Visual Equipment. When old equipment is replaced, or upgraded, and new displays are developed, every effort will be made to purchase generic, highly dependable, off-the-shelf equipment with low maintenance costs, that can be readily repaired or replaced. Audio/visual presentation equipment changes rapidly, making it necessary to purchase equipment that has the capability of being upgraded. New purchases should be coordinated through the District or MSC Information Management Office to ensure uniformity.

g. Development and Distribution of Brochures.

(1) Development and funding procedures must follow those established by the District and Division.

(2) All brochures must meet the guidelines provided in the Graphics Standards Manual (EP 310-1-6). Information that may become quickly outdated, such as hours of operation, special events, etc., should be in the form of inserts, or special handout materials. Each center should conduct a regular review of the effectiveness, accuracy, and relevance of each brochure.

h. Visitor Center and Exhibit Evaluations. The objective of the visitor center evaluation is to insure that exhibits, facilities, and procedures are in good condition and up-to-date. Specific evaluation procedures may be developed by the district.

(1) All Visitor Centers and exhibits will be reviewed at least once every five years by a district level review team. The review team will consist of one representative from each of the following Division office elements: public affairs, natural resources management, information management, engineering, and history (if available).

(2) The purpose of the review is to ensure that all facilities are safe and adequate, equipment is in operating condition, and that audio-visual presentations, photographs, taped messages, and other interpretive materials are accurate and up-to-date. The review team will forward their final inspection report to the District Commander who will determine what changes, if any, will be made. A copy of Regional Visitor Center evaluations will be provided to the MSC. A sample Visitor Center checklist is shown in Appendix C.

5-4. Planning Guidelines. The master plan or the supplement (if necessary) should address visitor center facilities and program requirements in general terms. The planning process for any

Visitor Center construction, or major rehabilitation of an existing facility will include the following components:

a. When major rehabilitation or construction is approved, the Visitor Center concept will be developed prior to the design memorandum. This will include a project visitation analysis, an analysis to determine the proper type of Visitor Center required, and the identification of the interpretive themes and objectives. The development of the concept stage of the Visitor Center will be accomplished substantially by the project staff with coordination and support of the other District elements. If contractors are used, the Corps will coordinate closely to ensure that the final product meets the objectives in paragraph 5-2. Conversion of existing project buildings to Type C Visitor Centers through the use of an in-house team of subject matter experts and construction experts is not considered to be major rehabilitation.

b. An interpretive prospectus for the Visitor Center will be prepared by either Corps or contract personnel. An interpretive theme(s) will be identified and developed, which describes the importance of specific resources, sites, or programs in relation to the project. These general statements then provide the basic subject matter for the development of interpretive objectives and storyline for the Visitor Center. The interpretive prospectus will include the following: a summary of the decisions reached during the concept process, the basic design criteria for the Visitor Center structure, site selection, site development, structural elements, interior treatment, and traffic flows. The prospectus will show the relationship between the concept decisions and the design.

c. In the case of major rehabilitation of either the Visitor Center building or exhibits, some of the design criteria in the interpretive prospectus may be negated by existing conditions. However, major rehabilitation may include site and/or building modifications, if they are integral to the new visitor center concept.

d. References found in Appendix A, contain additional information for the interpretive prospectus. If the prospectus is prepared by contract, Corps personnel will remain directly involved in the process in an advisory and review capacity. Sections of the prospectus dealing with the history of the Corps should be submitted to the Office of History, HQUSACE (CEHO) for review and authentication. Sections dealing with local and/or state history should be referred to the appropriate state or local agencies.

5-5. Visitor Center Design and Construction/Rehabilitation. A special design memorandum (ER 1110-2-400) will be completed for any new building construction, or major facility rehabilitation. The design memorandum will address site development, design rationale, architectural, electrical and mechanical specifications, and cost analysis.

a. The Visitor Center building design memorandum will be completed after the concept plan and concurrently with the interpretive prospectus to insure compatibility between the structural design and the exhibit design. The building should be designed to support and enhance the interpretive presentation. The design should provide flexibility to allow for future updating and modifications of content. Use of windows should be carefully controlled to permit effective use of lighting, efficient use of floor space and the use of a variety of exhibit techniques. The excessive use of windows will unnecessarily restrict interior development of the building. Energy efficient design principles and criteria will apply.

b. All Visitor Centers will be physically accessible for individuals with mobility impairments. All interpretive exhibits will be designed to be universally accessible.

c. Where feasible, consideration should be given to utilizing existing and desirable building designs from other projects, instead of initiating new designs. Plans and specifications are to be prepared for the Visitor Center/resource management office building and the interpretive displays. The designers should closely coordinate their work to assure compatibility from utility, spacial, and aesthetic stand points.

5-6. Cooperation with Other Agencies. It is in the best interest of the Corps to foster cooperation with Federal, state and local agencies, non-profit educational, or other interest groups and individuals in order to facilitate the operation of Visitor Centers. Agencies and groups such as the U.S. Coast Guard, U.S. Fish and Wildlife Service, National Park Service, U.S. Forest Service, state environmental agencies, local conservancies, non-profit groups, universities, historical societies, etc., possess experience, expertise, exhibits, time, and interest that may be used by the Visitor Centers to better inform and educate the public.

5-7. Cooperative Agreements.

a. Visitor Center Managers may consider the development and use of Cooperative Agreements. These Agreements are between nonprofit, tax-exempt corporations established for educational, scientific and/or interpretive purposes and the Corps, acting through the District Commander.

b. Cooperative Agreements are in the public interest and provide services, programs, activities, exhibits, or materials that aid the interpretation, historical, scientific, and educational activities of the Corps and the project. Cooperative Agreements provide a wide range of opportunities for community involvement; through memberships, publications, program and special activities resulting in mutual benefits for both the Corps and the non-profit corporation. A variety of Cooperative Agreements may be entered into to provide support for the Corps mission and its natural resource management program.

CHAPTER 6

Visitor Assistance Program

6-1. Purpose. This chapter establishes guidance for assistance to visitors at USACE Civil Works water resource development projects. This Chapter supersedes the 15 Nov 1996 edition of EP 1130-2-550, Chapter 6, Appendix E, EC 1130-2-212, dated 23 Apr 1999, EC 1130-2-213, dated 1 Oct 1999, EC 1130-2-214, dated 22 Apr 2002 and Recreation Policy Letter 97-02, dated 20 May 1997.

6-2. Accountability.

a. The implementation of a Visitor Assistance Program in accordance with Chapter 6 of ER 1130-2-550, under provision of Section 234 of the Flood Control Act of 1970, PL 91-611, and this pamphlet will be a major element in job descriptions and shall be addressed in the performance standards for all district staff, operations project managers, and park rangers responsible for the direction or implementation of the program. Operations project managers are responsible for the review and, if necessary, the corrective action for the proper implementation of this chapter for each individual with citation authority with the procedures, criteria and guidelines contained in this pamphlet. For the purposes of this pamphlet, the title park ranger applies to all individuals having visitor assistance responsibilities and/or authorized to have citation authority and the term operations project manager (OPM) will include natural resources manager, lake manager and park manager titles throughout the course of this text for consistency.

b. Each operations project manager shall have frequent, open discussions with park rangers and other team members to foster improved communications that will assist both in understanding this regulation and ensuring consistent local application of its policies.

6-3. Citation Guidelines/Authorization.

a. Personnel authorized to be granted citation authority must work under the direction of the Natural Resources Management (NRM) program and must be issued ENG Form 5036-R, Certificate of Authority to Issue Citations (see Appendix D). To delegate civilian personnel of the U.S. Army Corps of Engineers the authority to issue citations as provided by Section 234 of the Flood Control Act of 1970 (PL 91-611), the MSC or district commander must certify in writing that:

(1) The individual's principal duties relate to recreation or natural resource management, which may include, but not be limited to, duties as a park ranger, manager, forester, wildlife, fisheries biologist, or environmental, biological, or natural resources specialist.

(2) The individual needs citation authority to perform official duties in the most efficient manner.

(3) The individual has the aptitude, temperament, personality, experience, and ability to exercise citation authority properly.

(4) The individual has been adequately trained in citation procedures.

EP 1130-2-550
30 Aug 08
(Change 4)

b. If, after training, individual readiness to meet this criterion remains questionable, citation authority should be withheld or withdrawn.

c. Citation authority should be revoked when an individual fails to meet the provisions of this regulation. A division or district commander may cancel a certificate of authority whenever he/she considers it appropriate, without recitation of reason. Cancellation will be carried out by using ENG Form 5036-1-R, Cancellation of Certificate of Authority to Issue Citations (see Appendix F). The person named on the cancellation certificate shall thereafter have no authority to issue citations.

d. A record of citation authority will be maintained in the district office. A wallet-size citation authority card (ENG Form 4710) or a reduced copy of ENG Form 5036-R, Certificate of Authority to Issue Citations, will be carried while on duty by all persons with citation authority.

e. MSCs and districts will make at least a biennial analysis, by project, of citation data from the Operations and Maintenance Business Information Link (OMBIL) data system. As a rule, the ratio of written warnings to violation notices (citations) should be consistent with the national average of 2/1 or higher. When the ratio is lower than 2/1, an analysis should be done to identify any reasons for variances or problems which may be occurring. A ratio of 3 warnings or more per violation notice is preferred.

f. Project analysis will include a review of ratios of citations to visitation and citations per ranger. Unjustified deviances should be corrected.

g. Written warnings will be prepared in duplicate on ENG Form 4381, Warning Citation. Records of warning citations, either by computer entry or file copy, will be maintained for at least two years.

h. Violation Notices.

(1) Collateral forfeiture citations and mandatory appearance citations will be issued as warranted. The Central Violations Bureau's Violation Notice, will be used for these purposes. Guidance on the use of this form is in AR 190-29. Operations project managers, or his/her representative, shall obtain the forms from the following website:
<http://www.cvb.uscourts.gov/vn> or contact the Central Violations Bureau.

(2) Liaison will be maintained with the clerks of District Courts and Central Violations Bureaus (CVB) to determine forfeiture schedules and to arrange administrative details to implement the provisions of PL 91-611. Divisions and districts will make an effort to provide consistency in collateral forfeiture schedules between magistrate districts, Corps districts and, where possible, states.

(3) Liaison will be maintained with local US Magistrates and US Attorney's offices to make arrangements for court appearances and to handle other administrative details. Any specific procedures or instructions issued by local magistrates will be kept on file at project offices and an information copy forwarded to the district office.

(4) Collateral forfeiture, or payment by alleged violators in lieu of appearance, may be made according to the forfeiture schedule approved by the District Court, thus terminating the proceedings against individuals. Corps personnel will not accept or agree to handle such payments. Payments of the scheduled amounts and the related citations are to be sent by the

alleged violators in a preaddressed envelope furnished with the Violation Notice to the appropriate location determined in advance by the CVB. In collateral forfeiture cases, the alleged violator should be advised that the payment must be mailed so as to be received by the appropriate office prior to, and therefore in lieu of, the required appearance date stated on the violation notice.

(5) In cases involving large value losses, such as timber harvesting on government lands or major destruction of government property, the US Attorney should be contacted according to District procedures prior to any action. These cases may be prosecuted as civil or criminal cases in order to recover losses incurred.

(6) Miranda warning is not required in the issuance of Title 36 citations.

(7) In all but unusual circumstances, personnel designated to issue citations will carry out their duties in uniform. Before taking action out of uniform, all of the following will first be considered:

(a) Personnel should summon the aid of a uniformed park ranger or law enforcement officer if possible.

(b) If information such as license numbers, boat numbers, or other identifying facts can be gathered without personal contact, this should be done. Determination can be made later as to the appropriate action.

(c) If the action to be taken in any way creates a threat to the park ranger's safety, no action should be taken.

(d) Any action, including verbal warnings, should be taken only after proper identification has been presented, by displaying the badge, citation authority identification card or other appropriate means.

i. The park ranger should attempt to obtain a signature on the Violation Notice form. If the violator refuses to sign, or if the action in any way threatens the safety of the park ranger, the statement similar to "Defendant Refused to Signed" should be written in the signature block or other action taken as directed by the US Magistrate/Attorney's office.

j. There are many alternative management techniques in addition to the issuance of citations that should be considered in the implementation of the Visitor Assistance Program. A list of alternative management techniques is provided at Appendix G. Experience has proven these considerations effective in reducing visitor problems.

6-4. Training.

a. General Requirements.

(1) All Natural Resources Management (NRM) program staff shall receive training in accordance with this section and Appendix E. Major Subordinate/District Commands will ensure that all new permanent, seasonal, and temporary personnel with need for citation authority to enforce Title 36 complete the basic training requirements prior to receiving citation authority and the refresher training requirements to maintain citation authority. District Commanders may grant citation authority for new project employees following successful completion of the Basic

EP 1130-2-550
30 Aug 08
(Change 4)

Visitor Assistance Training Curriculum program.

(2) Operations project managers are responsible for ensuring that permanent, seasonal, and temporary park rangers with visitor assistance responsibilities receive the prescribed training. Temporary employees who perform visitor assistance duties and enforce Title 36 must receive the same visitor assistance training provided to permanent and seasonal park rangers with similar duties. Permanent, seasonal and temporary employees must be properly trained prior to performing visitor assistance activities.

b. Visitor Assistance Training Curriculum. The visitor assistance training curriculum consists of three modules as specified in Appendix E. The curriculum for basic visitor assistance training is described in Module 1. The curriculum for annual refresher visitor assistance training is described in Module 2 and the curriculum for visitor assistance management and policy training is described in Module 3. Tables E-1 and E-4, Appendix E, summarize the Module 1 and Module 2 training requirements.

c. To complement visitor assistance training, and to meet local mission requirements, NRM personnel with visitor assistance responsibilities may be required to take at the district or project level, training on defensive driving, cultural resource protection, historic property protection, cultural diversity, water safety, boat licensing and operation and other training applicable to the position. This training is not mandatory for citation authority. When appropriate, training in a second language other than English is highly recommended.

d. Districts are required to maintain a training database that documents all required visitor assistance training per employee. Documentation for the Basic Visitor Assistance Training Curriculum, Refresher Training Curriculum, Visitor Assistance Management and Policy Course and other related training must include, at a minimum, the employee's name/location, course title, course location/hours, date completed and date citation authority was received. The Civilian Personnel Advisory Center (CPAC), via the Defense Civilian Personnel Data System (DCPDS) will help meet this requirement for all courses 8 hours or longer. Each project must maintain a copy of all visitor assistance training certificates for every employee and, upon an employee's transfer to a new duty station, deliver these records to the individual's new duty location as part of the normal checkout process.

6-5. Liaison and Coordination. The support of the US Magistrate, US Attorney's Office, and local law enforcement agencies is imperative for an effective visitor assistance program.

a. Continuing coordination and liaison will be maintained with Federal, state and local law enforcement, fire and rescue agencies to provide maximum visitor assistance to the public. Annual or biannual coordination meetings, which include visits to projects and participation in training sessions by US Magistrate's, US Attorney's and local law enforcement agencies, are encouraged to further enhance interagency cooperation. Liaison with state, county or local authorities should include regularly scheduled strategic planning meetings to develop mutual plans for monitoring visitor use at water resource development projects.

b. Formal and informal contacts will be made with these agencies to apprise them of the limited authority of the Corps and to help ensure protection of Corps personnel, visitors and property at water resources projects. It must be emphasized to law enforcement agencies that this program does not relieve them of their statutory authority or their responsibility for enforcement of laws under their jurisdiction. Those agencies can only enforce those portions of Title 36 which are incorporated as part of their local statutes.

c. Maximum use of local law enforcement services will be made at areas which have a history of excessive violations and during those periods when park rangers are not readily available. The use of local law enforcement services and cooperative agreements during hours of darkness will reduce the need for patrols by Corps personnel during this period.

d. Cooperative law enforcement agreements and contracts, as prescribed in Chapter 7 of ER 1130-2-550, Cooperative Agreements for Law Enforcement Services at Civil Works water resources projects, will be used to the maximum extent practical.

e. Corps personnel may ride with, or allow local law enforcement personnel to ride with them, in unique cases to foster interagency cooperation. This will not be normal procedure and will be done only for short-term situations and with specific approval of the operations or resource manager. Each division or district should develop general procedures to promote consistency and establish accountability for these activities.

f. The primary responsibility for daily liaison at the local level rests with the operations or resource manager; however technical assistance will be available from appropriate district and division elements, i.e., Natural Resources Management, Security and Law Enforcement, Counsel, and Safety.

6-6. Surveillance. The District Commander is responsible for ensuring adequate order and discipline at Corps projects.

a. The purpose of surveillance is to observe activities and conditions on project lands and waters in order to assist the visitor and ensure the protection of project resources.

b. Various methods of surveillance techniques such as foot, vehicle, vessel, fixed wing or rotary aircraft should be used as appropriate to ensure a balanced and complete prevention and early detection process. Adequate surveillance of project lands may require that specialized vehicles be available to the ranger staff including, but not limited to, four-wheel drive, bicycles, personal watercraft, or all-terrain-vehicles.

c. Personnel involved in surveillance will exercise discretion and attempt to avoid potentially hazardous situations. In potential or historic trouble areas the use of two individuals per vehicle or dual patrols in close proximity with radio or other telecommunications contact should be given maximum consideration. Employee safety will be a primary consideration in the conduct of these activities.

d. The scheduling of park ranger personnel for surveillance duties will be consistent with staff, funds, and other resource limitations. Schedules should allow for surveillance during peak visitor use, especially during weekends and/or holidays. Night surveillance by park rangers is a district option which may be considered, as necessary, to meet project and Corps objectives and provide adequate visitor security.

e. The use of computer data systems including OMBIL should be encouraged at projects to record citation information and facilitate the availability of information to aid in defining problem areas.

EP 1130-2-550
30 Aug 08
(Change 4)

6-7. Vehicles and Vessels.

a. It is desirable that vehicles used by natural resources management personnel be readily identified by the visiting public. Therefore, as project vehicles are replaced, new vehicles acquired will be a solid white color. Marking of vehicles and vessels will be in accordance with Appendix J and with ER 56-2-1.

b. Vehicle Color.

(1) New vehicles obtained for use by park rangers, and other personnel who are authorized to perform visitor assistance responsibilities will be the vehicle manufacturer's standard white color. This applies to vehicles obtained through the General Services Administration (GSA) and from other sources (i.e. project-owned).

(2) Vehicles obtained through GSA are subject to the Memorandum of Understanding (MOU) between the Interagency Fleet Management System (IFMS), GSA, and the U.S. Army Corps of Engineers, which states in part:

“The IFMS will provide a mix of manufacturer's colors, however, for vehicles used by USACE park ranger /managers for Visitor Assistance responsibilities, the manufacturer's standard white will be provided if available for each specific make and model required.”

(3) During the acquisition process with GSA, managers/district office officials must identify the specific visitor assistance vehicles that require the color white.

(4) New visitor assistance vehicles obtained from any source that are delivered to the project in the wrong color may be painted white by the project receiving the vehicle. Exceptions to this painting requirement will be granted for vehicles that will be used within the district for less than one year.

c. Vehicle Markings.

(1) The Corps communication mark and signature decal will be applied to all visitor assistance vehicles as specified in this section. Placement will be centered on the front left and right doors with exact placement contingent upon location of door handles, mirrors, and door guard/bumper strips. Specifications: small logo version (3 ½-inch black castle on white reflective backing, 7/8-inch Helvetica Medium type face, upper and lower case, black letters for “US Army Corps of Engineers”; 5/8-inch Helvetica Medium type, upper and lower case black letters for “For Official Use Only”; and optional district name (located between “US Army Corps of Engineers” and “For Official Use Only”) with 5/8-inch Helvetica Medium type, upper and lower case black letters (see Appendix J). While white reflective backing is preferred due to its safety properties, reflective black lettering, or plain black lettering on a clear background, is acceptable, provided all vehicles at a project utilize the same style markings.

(2) A “PARK RANGER” decal will be centered above the Corps communication mark and signature on the left and right front doors. Specifications: 2 ½--inch to 3-inch Helvetica Medium type, all capital, black letters on white reflective backing. The word “RANGER” may be substituted for “PARK RANGER” on vehicles with limited space. As an option, white magnetic strips without a legend may be used to cover the “PARK RANGER” decal when the vehicle is not being used for visitor assistance responsibilities. The strips shall be constructed of a soft,

thin, pliable material that incorporates the magnetic property.

(3) Magnetic signs may be substituted for “PARK RANGER” decals only in those instances where the visitor assistance vehicle will be used for multiple functions (i.e., maintenance, wildlife management, etc.). Magnetic signs may also be substituted for the Corps Communication Mark and Signature and “PARK RANGER” wording in cases where the vehicle will be used for less than one year.

d. Vessels shall be marked appropriately, however, due to great variation in hull sizes and configurations, and the need for larger size to increase visibility on the water, sizing of legends is not herein specified. All markings, however, shall consist of the Corps Communication Mark and Signature and the legend “PARK RANGER” in comparable proportions to those specifications above for vehicles. The Corps communication mark and signature should be mounted toward the bow of the boat, and the “PARK RANGER” legend aft on the boat’s sides.

e. Vehicles and vessels used to perform visitor assistance will be equipped with a spotlight. A fixed spotlight is recommended for vehicles, and should be mounted on the driver’s side front door or door column. Handheld or magnetic mount spotlights may be used as an alternative in those situations where it is impossible or impractical to mount the light permanently.

f. Emergency Warning Lights, Sirens and Public Address Systems.

(1) Vehicles will be equipped with emergency sirens and warning lights of a color compliant with applicable state law. Exterior emergency lights are not permissible, except for magnetically mounted ones temporarily placed on a vehicle during emergency use only and placed inside the vehicle at all other times. Emergency lights mounted behind the grill or in the interior portion of the vehicle, which are inconspicuous to the public when not in use, are authorized. In the case of vessels, overhead light bars or masts which hold emergency lights and/or spotlights are authorized.

(2) As a means of further enhancing safety, factory installed headlights/taillights may be converted to a system that allows activation of a flashing/oscillating mode, supplemental to standard emergency lighting.

(3) Emergency lights, warning lights and sirens will be utilized in accordance with applicable state and local laws governing their use and consistent with Visitor Assistance Program policy. The purpose of emergency warning lights and sirens is to facilitate visitor assistance and increase safety, rather than the enforcement of Title 36, and they will not be used for pursuing or chasing violators of Title 36 on or off Corps projects.

(4) District offices will conduct a periodic review of emergency lights and sirens to assure the type, installation, and use is consistent with this pamphlet and other Corps regulations.

(5) Vehicles and vessels will be equipped with a public address system. The equipment will not be visible to the public and will be used with discretion. Exceptions may be made for vessels depending upon the size and design of the hull.

g. All operations project manager and park ranger vehicles will be equipped with, at a minimum, first aid kits (minimum size 16 as defined by ANSI), fire extinguishers (minimum size 10, type B/C), blood-borne pathogen handling kits, rescue throw bags, binoculars, camera, flashlight and personal floatation devices. All vessels will be equipped with the same equipment. In addition, they will also have US Coast Guard and state-required safety

EP 1130-2-550
30 Aug 08
(Change 4)

equipment, marine-use fire extinguishers and/or pumps. Districts and projects may identify and provide additional equipment for manager and park ranger vehicles and vessels.

6-8. Communications.

a. Operations project managers will provide reliable communication equipment in support of natural resources management activities. Authorized communication equipment may include: cellular or satellite phones and multiple frequency programmable scanning radios (fixed and hand held) with local/state law enforcement interface, state wildlife/boating officer interface, appropriate rescue/fire interface, weather channels, and separate frequencies for overlapping projects. Corps base stations may be located off project lands and local law enforcement agency base stations may be placed on Corps property, as necessary, to obtain reliable communications.

b. Operations project managers will determine the most reliable communication system for their project. However, if radios are selected over cellular phones, managers will ensure that the base station is staffed continuously while personnel are on duty in the field. If continuous staffing is impossible, cellular phones should be provided.

c. Park attendants will be provided with either telephone or radio communication systems to enhance both their safety as well as that of visitors. When warranted, park attendants may be issued portable radios and cellular phones.

d. The installation of public telephones at entrance stations, beaches, and other public use areas is encouraged to enhance visitor safety. Where feasible, telephones should permit the caller to contact the operator without payment. A listing of appropriate emergency telephone numbers such as fire, medical, police, rescue, and Corps officials should be posted near the location of public telephones, on bulletin boards, and other appropriate locations.

e. District Commanders will ensure that surveys are conducted periodically to confirm that reliable communication equipment is available to personnel, is located in vehicles and vessels, and is in serviceable condition.

6-9. Juveniles. Juveniles can be cited for Title 36 violations. Each Magistrate may determine if he/she will hear cases against juveniles. The US Attorney for each district should contact the Magistrate for coordination on this matter. A "juvenile" is defined by 18 USC 5031 as a person who has not attained his/her eighteenth birthday. The US Attorney will be able to furnish the minimum age at which juveniles become accountable for their actions and be issued citations for violations.

6-10. Uncooperative Violators. If an individual is uncooperative and refuses to accept a citation, the citing official should not press the issue. The citing of violators will, in all cases, remain secondary to the safety of the public and Corps personnel. In difficult situations, citing officials should request the assistance from local, county or state law enforcement agencies. Surveillance procedures (without personal contact) can be used for the purposes of identifying the alleged violator, such as recording the vehicle license plate number and description, taking photographs of the violation, and obtaining statements of witnesses. No Magistrate can issue a summons or a warrant for arrest/appearance without sufficient evidence.

6-11. Appearance Before US Magistrate.

a. In addition to the normal citation procedures, the statement of probable cause on the back of DD Form 1805 will be prepared and signed by the citing official. Such complaints will set out the pertinent details of the offense and names of witnesses, if any.

b. Citing officials will appear before the US Magistrate along with witnesses who agree to appear. Visitor Assistance courses, discussions with the US Attorney and on-the-job training will include the proper procedures to be followed when making an appearance before a Magistrate. Personnel will appear in court, dressed in complete uniform as prescribed in Chapter 8 of ER 1130-2-550 and/or at the preference of the US Attorney or the US Magistrate. Demeanor should be polite and conversation succinct, with fully descriptive answers given to questions.

c. In instances where alleged violators fail to appear as directed, the Magistrate may cause a summons or warrant for arrest and appearance to be issued. Service of summons or warrants for arrest and appearance are the responsibility of the US Marshals. If the Magistrate requests that a Corps representative serve a summons to a violator, the individual will respectfully decline and advise the Magistrate that this action is outside the scope of his/her authority.

6-12. Issuance of Citations Off Project Lands. One of the following methods will be used when it is necessary to issue a citation off project lands:

a. By certified or registered mail.

b. Presented while in the company of a local or state law enforcement officer.

c. Delivered by, or in the company of, a Federal law enforcement officer.

d. Personally delivered by the citation official. This should be done only when it has been determined that no personal danger exists and after specific approval of the operations project manager has been received.

6-13. Legal Protection.

a. Federal law provides an immunity against lawsuits for employees acting within the scope of their employment. By virtue of this immunity, individuals who, in performing assigned duties, cause unintentional injury/harm to others are not considered personally liable. For this reason, lawsuits against individuals are rare. More frequent are claims filed against the US Government as the entity responsible for the actions of subordinates while on duty.

b. Although lawsuits against individuals are rare, there are exceptions. An individual may be sued personally without the benefit of government mitigation when there is proof that he/she was:

(1) acting beyond the scope of assigned duties;

(2) intentionally causing harm to another by assault, battery, slander, etc.; or

EP 1130-2-550
30 Aug 08
(Change 4)

(3) violating another person's constitutional rights by detainment or by conducting a search and/or a seizure of personal property.

6-14. Assault on Corps of Engineers Civilian Personnel.

a. If an assault occurs, the Corps individual should immediately attempt to remove themselves from the situation. If this is impossible, the individual should act to ensure personal safety and stop the assault, if possible. In no case, will Corps personnel go beyond the limits of what is absolutely necessary to establish and maintain control of the situation.

b. When an assault or other crime has occurred, several actions should be simultaneously initiated.

(1) Seek and secure medical help for the victim(s) as needed.

(2) Notify local or state law enforcement authorities immediately and request assistance as needed. Release all evidence to law enforcement officials upon their arrival to the incident scene.

(3) Ensure the incident scene and any evidence are not disturbed until arrival of law enforcement authorities. Protecting the integrity of the scene may involve halting traffic or interrupting other activities through the incident scene.

(4) Identify as thoroughly as possible all those involved in the incident as well as witnesses. Obtain name, license plate number and description of the assailant(s) and witnesses when possible.

(5) Notify the supervisor of the victim immediately and request assistance, if appropriate. Victim's supervisor should promptly report the incident to the district operations chief who will notify the security and law enforcement office and the district Office of Counsel.

c. From this point, the action chain and all coordination will be handled by the security and law enforcement office who will contact the United States Army Criminal Investigation Command, HQUSACE and the U.S. Attorney.

d. Office of Counsel will monitor the prosecution of any case.

6-15. Reports. Statistical data on issued citations will be reported in OMBIL. Serious Incident Reports for incidents including, but not limited to, death, major fires and natural disasters, should be forwarded through the district and MSC offices to HQUSACE CEPM (Provost Marshal), with copy furnished to CECW-CON. Maximum use of the electronic Serious Incident Reporting (SIR) system through ENGLink is encouraged.

6-16. Safety and Occupational Health.

a. Permanent and temporary park rangers and other personnel with visitor assistance responsibilities have been determined to be at a reasonable risk of exposure to blood-borne pathogens and other infectious material and must be provided the following as a minimum:

(1) Hepatitis B vaccination must be made available (at the employee's discretion) to all park rangers and other employees performing visitor assistance responsibilities. Since current vaccination protocol for Hepatitis B requires three inoculations over a six-month period, it is imperative that new temporary employees (i.e., summer help) receive their first shot as soon as possible following selection.

(2) Appropriate personal protective equipment shall be provided at no cost to the employee. Equipment may consist of, but not be limited to, gloves, gowns, laboratory coats, face shields or masks, eye protection, mouthpieces, resuscitation bags, personal floatation devices, pocket masks or other ventilation devices.

(3) Blood-borne pathogen training of USACE employees will comply with OSHA requirements.

b. Unvaccinated individuals that have rendered aid or otherwise may have possibly been exposed to blood or other potentially infectious material shall be offered Hepatitis B Immune Globulin (HBIG) and Hepatitis B vaccine. The treatment shall be offered within 7 days and after the employee has had a consultation with a health care provider familiar with the exposure scenario and Hepatitis B. Three and six months after the exposure, employees who choose to receive the HBIG and vaccine, shall obtain the follow up vaccinations for Hepatitis B.

c. Appropriate Exposure/Post Exposure Plans shall be developed to address the above requirements. All exposures or potential exposures by either vaccinated or unvaccinated individuals must be reported to the district Safety and Occupational Health office and/or health unit as soon as possible.

d. In accordance with EM 385-1-1, permanent and temporary park rangers, in conjunction with their supervisors, shall prepare Position Hazard Analysis to identify risks and to institute controls for their jobs.

CHAPTER 7 - COOPERATIVE AGREEMENTS FOR LAW ENFORCEMENT SERVICES AT CIVIL WORKS WATER RESOURCE PROJECTS

7-1. Purpose. This chapter establishes guidance for the management of cooperative agreements for increased law enforcement services at USACE civil works water resource projects.

7-2. Background.

a. It is the policy of the Corps to provide, to the extent of its authorities, a safe and healthful environment for public use of lands and waters at civil works water resource development projects. To implement this policy and to augment the citation authorities granted to the Corps under Title 36 (CFR), Part 327, District Commanders, through the Secretary of the Army, have been delegated the authority to enter into cooperative agreements with states or their political subdivisions to obtain increased law enforcement services at civil works water resource projects to meet needs during peak visitation periods. Peak visitation periods are any periods during the year when visitation is sufficiently high to cause significant increase in risk to visitor welfare.

b. This pamphlet does not diminish or otherwise limit the existing law enforcement responsibilities of the state or local law enforcement agencies. However, non-Federal law enforcement personnel shall not be given Federal citation authority for enforcement of regulations contained in Title 36 (36 CFR 327). Enforcement of Title 36 regulations shall remain the responsibility of the Corps.

7-3. Guidance.

a. The cooperative agreement format in Appendix H must be executed and approved by the District Commander prior to the provision of supplemental law enforcement services.

b. The project manager will analyze the necessity for increased law enforcement. This involves a study of available data such as recreation use patterns, records on stolen or vandalized property, incident reports, reports of survey and local crime data. Empirical judgement of the project manager is important in evaluating the need for increased law enforcement but should not be the sole basis for initiating cooperative agreements. A summary of the analysis of need for increased law enforcement will be placed on file at the project office. When increased enforcement is deemed appropriate, the summary of the analysis will be used in preparing the plan of operation discussed in paragraph 7-3.e.

c. The Cooperator shall provide a copy of the Cooperator's basic daily log for the period during which the law enforcement services were rendered. Copies of these logs shall be compiled by the Cooperator and submitted to the Corps a minimum of once a month throughout the effective period of the current plan of operation.

d. An appropriate orientation program will be given by personnel of the Corps to all law enforcement personnel assigned to projects under cooperative agreements. The purpose of this orientation will be to familiarize the non-Federal law enforcement personnel with the policies and procedures of the Corps, and to familiarize personnel of the Corps with the functions and duties of the state or local law enforcement agency. The Corps shall reimburse the cooperator for the cost per man hour as set out in paragraph 7-3.e(3) for attending the orientation program.

e. A cooperative agreement shall include, as an attachment, a plan of operation for the provision of law enforcement services. The plan of operation shall be prepared jointly by the District Commander, or an authorized representative of the Commander and the Cooperator, and shall contain but not necessarily be limited to, the following information:

(1) Name and location of the project or projects and specific areas (recreation and others) that require increased law enforcement services.

(2) Description of the increased law enforcement services to be provided by the cooperator under the cooperative agreement. Identify the time-of-day, number of hours-per-day, number of days-per-week, number of patrols, officers per patrol, and effective starting and ending dates.

(3) Cost-per-man-hour for the provision of reimbursable law enforcement services, and the costs for operation and maintenance of such equipment as allocated for use under the cooperative agreement.

(4) Names of specific individuals within the Corps and the cooperating agency designated to serve as contacts during execution of the agreed to services.

(5) Description of the billing procedures to be used for the increased law enforcement services. The Cooperator shall provide, at a minimum, the total charges, the number of hours involved, and the starting and ending dates of the billing period.

(6) A limit on payments for law enforcement services that may be claimed by the Cooperator in each fiscal year.

f. The project manager will monitor the Cooperator's performance to assure compliance with the terms of the cooperative agreement, including the plan of operation. If appropriate and necessary, the project manager may use techniques such as radio contact or personal contact with the Cooperator and/or a watchman's clock to assure that the Cooperator fulfills patrol requirements specified in the agreement. Deficiencies in the Cooperator's performance will be documented and reported to the district commander or the designated representative of the commander.

7-4. Annual Report. Fiscal year data will be compiled and entered into the Natural Resource Management System (NRMS). The data will include the information defined in Appendix I. RCS: CECW-O-39(R2) applies.

CHAPTER 8 - UNIFORMS FOR NATURAL RESOURCES MANAGEMENT PROGRAM STAFF

8-1. Purpose. This chapter establishes guidance for providing uniforms and specifies uniform wear requirements for Natural Resources Management (NRM) personnel. This Chapter supersedes the 15 November 1996 edition of EP 1130-2-550, Chapter 8 and Appendices J, K and L.

8-2. Guidance. Uniforms shall be worn in compliance with the standards prescribed in this pamphlet.

a. Authorized uniforms are specified in Tables 1 through 3. Uniforms will be worn in their entirety by wearing all prescribed items, including the badge if citation authority has been granted. Among the prescribed items, some articles of clothing, such as the duty jacket, overshell or windbreaker, may be omitted during mild climatic conditions. Unauthorized articles of clothing will not be added to uniform apparel. Substitutions or deviations from the uniform specifications prescribed in this regulation require prior approval of HQUSACE (CECW-ON).

b. Uniforms will be kept clean, wrinkle-free and neat. Ill fitting, faded, stained, torn, or otherwise unacceptable uniform items will not be worn. Any T-shirts worn shall be white and will not extend beyond the uniform shirtsleeve. All shirt buttons will be fastened except the collar button when a tie is not worn. Pockets will be buttoned and free of bulging objects. Trousers will be pressed with sharp creases.

c. Personnel authorized to wear the uniform will obtain all items required for their assigned position. When a change in uniform specification occurs, personnel may continue to utilize the previously prescribed items until replacement is necessary unless directed by CECW-ON.

d. Park/Resource/Lake Managers may establish standard uniform wear for climatic conditions. Managers may also decide to change an "optional" item (as listed in Tables 1a through 3) to a "required" item. They may not change a "required" item to an "optional" item nor may they supercede the requirement for wearing the Class B Duty uniform on a daily basis.

8-3. Uniform Class Designations.

a. CLASS B DUTY UNIFORM – DAILY WEAR. The Class B Duty Uniform is the prescribed uniform to be worn on a daily basis in accordance with Table 1a.

b. CLASS B DUTY UNIFORM – FORMAL WEAR. During the following formal duty situations, the Class B Uniform will be worn in accordance with Table 1b.

- Public presentations
- Interpretive programs, tours, visitor center operation
- Business, public, contract meetings
- Political contacts
- Media contacts
- Other situations as determined by the Park/Resource/Lake Manager

c. CLASS B DUTY UNIFORM – CEREMONIES AND COURT. During ceremonies and court appearances, the Class B Uniform will be worn in accordance with Table 1c.

d. CLASS B DUTY UNIFORM – MATERNITY. The Class B Maternity Uniform is authorized and may be worn on an optional basis. Uniform will be worn in accordance with Table 1d.

e. CLASS C WORK UNIFORM. The Class C Work Uniform will be worn in accordance with Table 2 only during special work situations, which are approved in advance on a case-by-case basis by the supervisor. The Class C Uniform will not be worn as the daily uniform.

f. CLASS D SPECIAL USE UNIFORM – The Class D Special Use Uniform is authorized and will be worn in accordance with Table 3 during boat, beach, or bike patrol or when presenting beach or boat interpretive programs when approved in advance on a case-by-case basis by the supervisor.

g. CLASS A DRESS UNIFORM. The Class A Dress Uniform is no longer an authorized uniform and will not be worn.

8-4 UNIFORM DESCRIPTIONS -- The following paragraphs and tables describe each approved uniform item, how it should be worn and the authorized procurement process and source. Substitutions will not be permitted.

a. Badge. The official Corps of Engineers badge is authorized only for those persons having citation authority as prescribed in ER 1130-2-550, Chapter 6. The badge will be worn above the left pocket of the shirt or corresponding location on outerwear. The badge will be worn only with the Class B, C or D uniform. The District Commander may authorize the badge to be carried on the person in a holder provided for that purpose. Badges will be centrally procured from CECW-ON. For national or local periods of mourning, the Chief of Operations may authorize when, and for how long, employees may wear a 1/2" wide black elastic band horizontally over the center of the badge.

b. Nameplates. The nameplate will be worn on all Class B, C and D uniforms, centered above the right shirt pocket with the bottom of the nameplate flush with the top of the pocket seam or corresponding location on outerwear. Uniformed NRM employees must obtain nameplates from the approved uniform contractor, either through local procurement procedures or from their uniform allowance. Non-uniformed Corps employees desiring or requiring identification may procure a nameplate from the approved contractor through local procurement procedures.

c. NRM Shoulder Patch. The shoulder patch will be worn on the left sleeve of duty uniform shirts and outerwear. The patch will be securely sewn in the center of the sleeve with the top edge 1" below the shoulder seam so that the base of the patch is parallel with the ground when the arm is relaxed at the side. CECW-ON will procure patches for use on all authorized uniform components.

d. Pin. The employee has the option of wearing a single pin centered on either the left shirt collar point, or the left coat lapel/collar. This pin may be either an American Flag (maximum size 3/4" square) or the Federal Length of Service pin. No other pin is authorized.

Table 1a

ITEMS FOR CLASS B DUTY UNIFORM – DAILY WEAR

<u>ITEM</u>	<u>REQUIRED?</u>	<u>SPECIAL RESTRICTIONS</u>	<u>CONTRACT ITEM?</u>
HEADGEAR			
Campaign Hat, Straw or Felt	Yes	Worn level Castle Emblem and Hat Band required	Yes
Chin Strap	Optional	None	Yes
Hat Band	Yes	Required with Campaign Hat with braid on wearers left	Yes
Hat Cover	Optional	None	Yes
Hat Castle Emblem	Yes	Worn on Campaign Hat, centered on front ½” above Hat Band, or on Fur Trooper Hat, centered on flap	Yes
Ball Cap, Twill or Mesh	Optional	Boat Patrol Only	Yes
Fur Trooper Cap	Optional	Castle Emblem required	Yes
Knit Ski Hat, Acrylic or Wool	Optional	As weather conditions require	Yes
OUTERWEAR			
Jacket, Duty	Optional	Worn with zipper closed and with tie	Yes
Parka, Waist/Hip Length	Optional	None	Yes
Hood, Insulated	Optional	With Parka only	Yes
Overshell Jacket	Optional	None	Yes
Hood, Uninsulated	Optional	With Overshell only	Yes
Rain/Wind Pants	Optional	None	Yes
Windbreaker	Optional	None	Yes
Jacket, Fleece	Optional	If worn as outerwear, badge and nameplate required	Yes
Vest	Optional	If worn as outerwear, badge and nameplate required	Yes
Raincoat	Optional	None	Yes
Sweater	Optional	If worn as outerwear, badge and nameplate required	Yes
SHIRTS			
Long Sleeve, Duty	Yes	Worn tucked in Necktie Optional, unless worn with duty jacket Sleeves never rolled up in public	Yes
Short Sleeve, Duty	Yes	Worn tucked in Necktie required only when worn with duty jacket	Yes
Short Sleeve, Duty, Lightweight	Optional	Worn tucked in	Yes

EP 1130-2-550
 Change 2
 1 Mar 02

NECKTIE AND RETAINER			
Clip-on or Four-in-hand	Optional	Not for wear with lightweight short sleeve shirt	Yes
Tie Tack or Tie Bar	Optional	Positioned near fourth button from top	Yes
Cross tie	Optional	Not for wear with lightweight short sleeve shirt Clip-on/Four-in-hand may be substituted	Yes
TROUSER / SKIRT			
Trouser, Cool/Warm Weather	Yes	Must be worn with belt	Yes
Trouser, Washable	Optional	Must be worn with belt	Yes
Skirt, Cool/Warm Weather	Optional	Worn 2" above to 2" below center of knee Worn with pumps or other appropriate footwear	Yes
MISCELLANEOUS			
Belt	Yes	Substitute buckles prohibited	Yes
Coveralls, Non-insulated	Optional	Work situations only	Yes
Coveralls/Bib Overalls, Insulated	Optional	Work situations only	Yes
Scarf	Optional	Solid black only	No**
Gloves	Optional	Solid black, plain only	No**
Badge	Yes	If authorized, required on shirts and All outerwear, except raincoat/coveralls	No***
Badge Mourning Band	Optional	When authorized, a ½" black elastic band worn horizontally over badge	No**
Pin	Optional	Worn centered on left shirt collar point, or centered on left coat lapel/collar	No**
Nameplate	Yes	Required on shirts and all outerwear, except raincoat/coveralls	Yes
FOOTWEAR			
Shoe/Boot/Pump, Polished Plain Toe	Yes	Black. May be safety footwear	No*
Socks & Hosiery	Yes	Socks – Solid black, plain only Hosiery – Neutral color, unpatterned	No**
Deck/Athletic Shoes	Optional	Black only. Beach/Bike/Boat Patrol	No*
Key: Optional - May be worn if warranted by conditions (i.e., cold weather). However, if such a garment is worn, it must be the authorized item.			
* Not a contract item but may be provided for by local purchase.			
** Not a contract item. Must be purchased separately.			
*** Controlled item distributed by District Office.			
Note: If an item is not listed, it is NOT authorized to be worn with the Class B – Daily Wear Uniform			

Table 1b

ITEMS FOR CLASS B DUTY UNIFORM – FORMAL WEAR

<u>ITEM</u>	<u>REQUIRED?</u>	<u>SPECIAL RESTRICTIONS</u>	<u>CONTRACT ITEM?</u>
HEADGEAR			
Campaign Hat, Straw or Felt	Yes	Worn level. Castle Emblem and Hat Band required	Yes
Chin Strap	Optional	None	Yes
Hat Band	Yes	Required with Campaign Hat with braid on wearers left	Yes
Hat Cover	Optional	None	Yes
Hat Castle Emblem	Yes	Worn on Campaign Hat, centered on front ½” above Hat Band, or on Fur Trooper Hat, centered on flap	Yes
Fur Trooper Cap	Optional	Castle Emblem required	Yes
OUTERWEAR			
Jacket, Duty	Optional	Worn with zipper closed and with tie	Yes
Parka, Waist/Hip Length	Optional	None	Yes
Hood, Insulated	Optional	With Parka only	Yes
Overshell Jacket	Optional	None	Yes
Hood, Uninsulated	Optional	With Overshell only	Yes
Rain/Wind Pants	Optional	None	Yes
Windbreaker	Optional	None	Yes
Jacket, Fleece	Optional	If worn as outerwear, badge and nameplate required	Yes
Vest	Optional	If worn as outerwear, badge and nameplate required	Yes
Raincoat	Optional	None	Yes
Sweater	Optional	If worn as outerwear, badge and nameplate required	Yes
SHIRTS			
Long Sleeve, Duty	Yes	Worn tucked in Necktie required Sleeves never rolled up in public	Yes
Short Sleeve, Duty	Yes	Worn tucked in Necktie required only with Duty Jacket	Yes
Short Sleeve, Duty, Lightweight	Optional	Worn tucked in	Yes
NECKTIE AND RETAINER			
Clip-on or Four-in-hand	Yes	Not for wear with lightweight short sleeve shirt	Yes
Tie Tack or Tie Bar	Yes	Positioned near fourth button from top	Yes
Cross tie	Yes	Not for wear with lightweight short sleeve shirt Clip-on/Four-in-hand may be substituted	Yes

EP 1130-2-550
 Change 2
 1 Mar 02

TROUSER / SKIRT			
Trouser, Cool/Warm Weather	Yes	Must be worn with belt	Yes
Trouser, Washable	Optional	Must be worn with belt	Yes
Skirt, Cool/Warm Weather	Optional	Worn 2" above to 2" below center of knee Worn with pumps or other appropriate footwear	Yes
MISCELLANEOUS			
Belt	Yes	Substitute buckles prohibited	Yes
Coveralls, Insulated/Non-insulated	Optional	For protective clothing purposes only	Yes
Scarf	Optional	Solid black only	No**
Gloves	Optional	Solid black, plain only	No**
Badge	Yes	If authorized, required on shirts and All outerwear, except raincoat/coveralls	No***
Badge Mourning Band	Optional	If authorized, 1/2" black elastic band worn horizontally over badge	No**
Pin	Optional	Worn centered on either left shirt collar point, or centered on left coat lapel/collar	No**
Nameplate	Yes	Required on shirts and all outerwear, except raincoat/coveralls	Yes
FOOTWEAR			
Shoe/Boot/Pump, Polished Plain Toe	Yes	Black May be safety footwear	No*
Socks & Hosiery	Yes	Socks - Solid black, plain only Hosiery - Neutral color, unpatterned	No**
Key: Optional - May be worn if warranted by conditions (i.e., cold weather). However, if such a garment is worn, it must be the authorized item.			
* Not a contract item but may be provided for by local purchase			
** Not a contract item. Must be purchased separately.			
*** Controlled item distributed by District Office			
Note: If an item is not listed, it is NOT authorized to be worn with the Class B – Formal Wear Uniform			

Table 1c

ITEMS FOR CLASS B DUTY UNIFORM – CEREMONIES & COURT

<u>ITEM</u>	<u>REQUIRED?</u>	<u>SPECIAL RESTRICTIONS</u>	<u>CONTRACT ITEM?</u>
HEADGEAR			
Campaign Hat, Straw or Felt	Yes	Worn level. Castle Emblem and Hat Band required	Yes
Chin Strap	Optional	None	Yes
Hat Band	Yes	Required with Campaign Hat with braid on wearers left	Yes
Hat Cover	Optional	None	Yes
Hat Castle Emblem	Yes	Worn on Campaign Hat, centered on front ½” above Hat Band, or on Fur Trooper Hat, centered on flap	Yes
Fur Trooper Cap	Optional	Castle Emblem required	Yes
OUTERWEAR			
Jacket, Duty	Yes	Worn with zipper closed and with tie	Yes
Parka, Waist/Hip Length	Optional	Worn over Duty Jacket only	Yes
Hood, Insulated	Optional	With Parka only	Yes
Overshell Jacket	Optional	Worn over Duty Jacket only	Yes
Hood, Uninsulated	Optional	With Overshell only	Yes
Rain/Wind Pants	Optional	None	Yes
Raincoat	Optional	Worn over Duty Jacket only	Yes
SHIRTS			
Long Sleeve, Duty	Yes	Worn tucked in Necktie Required Sleeves never rolled up in public	Yes
Short Sleeve, Duty	Yes	Worn tucked in Necktie Required	Yes
NECKTIE AND RETAINER			
Clip-on or Four-in-hand	Yes	Not for wear with lightweight short sleeve shirt	Yes
Tie Tack or Tie Bar	Yes	Positioned near fourth button from top	Yes
Cross tie	Yes	Not for wear with lightweight short sleeve shirt Clip-on/Four-in-hand may be substituted	Yes

TROUSER / SKIRT			
Trouser, Cool/Warm Weather	Yes	Must be worn with belt	Yes
Skirt, Cool/Warm Weather	Optional	Worn 2" above to 2" below center of knee Worn with pumps or other appropriate footwear.	Yes
MISCELLANEOUS			
Belt	Yes	Substitute buckles prohibited	Yes
Scarf	Optional	Solid black only	No**
Gloves	Optional	Solid black, plain only	No**
Badge	Yes	If authorized, required on shirts and All outerwear, except raincoat/coveralls	No***
Badge Mourning Band	Optional	If authorized, ½" black elastic band worn horizontally over badge	No**
Pin	Optional	Worn centered on either left shirt collar point, or centered on left coat lapel/collar	No**
Nameplate	Yes	Required on shirts and all outerwear, except raincoat/coveralls	Yes
FOOTWEAR			
Shoe/Boot/Pump, Polished Plain Toe	Yes	Black. May be safety footwear	No*
Socks & Hosiery	Yes	Socks – Solid black, plain only Hosiery – Neutral color, unpatterned	No**
Key: Optional - May be worn if warranted by conditions (i.e., cold weather). However, if such a garment is worn, it must be the authorized item.			
* Not a contract item but may be provided for by local purchase			
**Not a contract item. Must be purchased separately.			
*** Controlled item distributed by District Office.			
Note: If an item is not listed, it is NOT authorized to be worn with the Class B – Ceremonies & Court Uniform			

Table 1d

ITEMS FOR CLASS B MATERNITY UNIFORM

<u>ITEM</u>	<u>REQUIRED?</u>	<u>SPECIAL RESTRICTIONS</u>	<u>CONTRACT ITEM?</u>
Maternity Top Maternity Jumper Maternity Trouser	Optional	If the contractor cannot provide maternity uniforms in a timely manner, civilian attire is authorized.	Yes
Key: Optional - May be worn if warranted by conditions. However, if such a garment is worn, it must be the authorized item.			

Table 2

ITEMS FOR CLASS C WORK UNIFORM

<u>ITEM</u>	<u>REQUIRED?</u>	<u>SPECIAL RESTRICTIONS</u>	<u>CONTRACT ITEM?</u>
HEADGEAR			
Ball Cap, Twill or Mesh	Optional	None	Yes
Fur Trooper Cap	Optional	Castle Emblem required centered on flap	Yes
Knit Ski Hat, Acrylic or Wool	Optional	None	Yes
OUTERWEAR			
Parka, Waist/Hip Length	Optional	None	Yes
Hood, Insulated	Optional	With Parka only	Yes
Overshell Jacket	Optional	None	Yes
Hood, Uninsulated	Optional	With Overshell only	Yes
Rain/Wind Pants	Optional	None	Yes
Windbreaker	Optional	None	Yes
Jacket, Fleece	Optional	As outerwear, badge & nameplate required	Yes
Vest	Optional	As outerwear, badge & nameplate required	Yes
Raincoat	Optional	None	Yes
Sweater	Optional	As outerwear, badge & nameplate required	Yes
SHIRTS			
Long Sleeve/Short Sleeve, Duty	Yes	Worn tucked in	Yes
Short Sleeve, Duty, Lightweight	Optional	Worn tucked in	Yes
TROUSER			
Trouser, Washable/Work Jeans	Yes	Must be worn with belt	Yes
MISCELLANEOUS			
Belt	Yes	Substitute buckles prohibited	Yes
Coveralls, Insulated/Non-Insulated	Optional	None	Yes
Scarf	Optional	Solid black only	No**
Work Gloves	Optional	None	No*
Badge	Yes	If authorized, required on shirts and all outerwear, except raincoat/coveralls	No***
Badge Mourning Bands	Optional	½" black band worn horizontally on badge	No**
Nameplate	Yes	Required on shirts and all outerwear Except raincoat/coveralls	Yes
FOOTWEAR			
Shoe/Boot, Polished Plain toe	Yes	Black. May be safety footwear	No*
Socks	Yes	Solid black, plain only	No**
Deck/Athletic Shoes	Optional	Black only. Beach/Bike/Boat Patrol	No*
Key: Optional – May be worn if warranted by conditions (i.e., cold weather). However, if such a garment is worn, it must be the authorized item. Note: If an item is not listed, it is NOT authorized to be worn with the Class C Work Uniform .			
* Not a contract item but may be provided for by local purchase **Not a contract item. Must be purchased separately.			
***Controlled item distributed by District Office.			

Table 3

ITEMS FOR CLASS D SPECIAL USE DUTY UNIFORM

<u>ITEM</u>	<u>REQUIRED?</u>	<u>SPECIAL RESTRICTIONS</u>	<u>CONTRACT ITEM?</u>
HEADGEAR			
Campaign Hat, Straw	Yes	Beach patrol and interpretive programs only. Castle Emblem required, centered on front, ½” above Hat Band. Hat Band required with braid on wearers left	Yes
Ball Cap, Twill or Mesh	Yes	Boat Patrol Only	Yes
Bicycle Helmet	Yes	White or Black only Bicycle patrol only	No*
OUTERWEAR			
Windbreaker	Optional	None	Yes
Jacket, Fleece	Optional	As outerwear, badge and nameplate required	Yes
Vest	Optional	As outerwear, badge and nameplate required	Yes
Sweater	Optional	As outerwear, badge and nameplate required	Yes
SHIRTS			
Short Sleeve, Duty	Yes	Worn Tucked In	Yes
Short Sleeve, Duty, Lightweight	Optional	Worn Tucked In	Yes
TROUSER			
Shorts	Yes	For boat, beach, bicycle patrol, and beach/boat interpretive programs only Must be worn with belt	Yes
MISCELLANEOUS			
Belt	Yes	Substitute buckles prohibited	Yes
Badge	Yes	If authorized worn above left pocket on shirts/outerwear except raincoat/coveralls	No***
Badge Mourning Band	Optional	½” black band worn horizontally over badge	No**
Pin	Optional	Worn centered on either left shirt collar point, or centered on coat lapel/collar	No**
Nameplate	Yes	Required on shirts and all outerwear, except raincoat/coveralls	Yes
FOOTWEAR			
Shoes, Polished Plain Toe	Yes	Black	No*
Socks	Yes	Solid Black or White, plain only	No**
Deck/Athletic Shoes	Optional	Black only. Beach/Bike/Boat Patrol	No
Key: Optional – May be worn if warranted by conditions (i.e., cold weather). However, if such a garment is worn, it must be the authorized item.			
* Not a contract item but may be provided for by local purchase ** Not a contract item. Must be purchased separately.			
*** Controlled item distributed by District Office.			
Note: If an item is not listed, it is NOT authorized to be worn with the Class D Special Use Duty Uniform .			

8-5 UNIFORM PROCUREMENT AND ACCOUNTING PROCEDURES

A centralized uniform distribution procurement process has been developed to provide a single

source of uniform supply. Uniforms are supplied under contract through the use of a credit allowance system (individual accounts) established for permanent and temporary personnel. Procurement and accounting procedures outlined below will be performed electronically through the government and uniform contractor's web sites.

a. Procurement Procedures.

(1) Uniform Authorization Allowance.

(a) A Uniform Authorization Allowance form (UAA) will be prepared electronically for all personnel authorized to receive the uniform allowance. This form establishes the individual's account and must be completed prior to ordering. This form must be completed for each individual and approved by the appropriate supervisor or district uniform coordinator. Once completed and approved, the form will be sent electronically to the uniform contractor who will establish an account for the employee. Once the account is established with the contractor, the employee will be notified by mail on how to order uniforms. Detailed guidance on the UAA process is contained in the government-maintained UAA web site. Only District Uniform Coordinators and authorized project personnel will have access to this web site.

(b) When there is a change in uniform class, frequency of wear, tenure status, allowance amount, maternity uniform requirement, or duty station, the UAA needs to be amended. In these cases, the supervisor or district uniform coordinator must update the UAA to indicate the change. All comments must be annotated in the remarks area of the form. When an individual transfers, it is the responsibility of the losing project (former project) to update the form with the new organization code, thereby changing the employee's UAA and account to the new project.

(c) An amendment to the UAA must also be completed for personnel who are terminated from employment or have a change in status from uniformed to non-uniformed duty. District Uniform Coordinators are responsible for notifying their Division Uniform Committee representatives to have employee UAAs removed from the system.

(d) Temporary personnel are automatically dropped from the uniform allowance program (eliminated from the Consolidated Uniform Allowance Authorization Report) at the end of each fiscal year. Temporary personnel must be removed from the uniform program only if they are terminated before the end of the fiscal year. Do not create a new UAA for a returning temporary employee. Returning temporary employees must be "added" back into the system since their account already exists.

(2) Computing Allowances.

(a) For the purpose of determining uniform allowances, the following definitions apply to uniformed personnel:

(i) Permanent - one whose appointment is not time-limited and who is in uniform on a regular or intermittent basis. This category includes permanent seasonal appointments and Student Career Experience Program (SCEP) employees. This includes career and career conditional personnel regardless of whether they are full time, part time or subject to furlough.

(ii) Temporary - one whose appointment is time-limited, including Student Temporary Employment Program (STEP) employees. This person may wear the uniform on a regular or intermittent basis. Temporary personnel are divided into single-season temporary and multi-season temporary categories for initial allowance computations. Single-season means that a temporary will only need a uniform for a single season. Multi-season means the person will be working multiple seasons within the first calendar year of employment.

(b) Initial allowances are authorized for permanent and temporary personnel when they are first placed in a uniformed position or placed in uniformed position after having been out of uniform for 2 consecutive fiscal years or more since the end of their last allowance period. Allowance amounts for permanent and temporary personnel are listed in Table 4. Initial allowances, based on the uniform allowance schedule, must be granted in the full amount.

(c) If a person changes status or uniform category during the year, he or she may be authorized an increased allowance to help defray the cost of the new or additional items (See Table 4 for examples).

(d) The initial allowance for permanent personnel will be authorized from the date the UAA form is approved until the following 30 September (the end of the fiscal year). This initial allowance will not be prorated. UAA forms submitted to the uniform contractor during September will have an automatic effective date of 1 October (or later as specified on the allowance form).

(e) The replacement allowance for permanent personnel is issued for the full authorized amount at the beginning of each fiscal year. This allowance is effective for a full fiscal year.

Table 4

CLASS B/C/D UNIFORM ALLOWANCES

<u>TENURE STATUS</u>	<u>FREQUENCY OF WEAR</u>	<u>INITIAL ALLOWANCE</u>	<u>REPLACEMENT ALLOWANCE</u>
Permanent	Daily	\$600.00	\$250.00
Permanent	Intermittent	\$600.00	\$150.00
New Single-Season Temporary*	Daily or Intermittent	\$300.00	N/A
New Multi-Season Temporary**	Daily or Intermittent	\$500.00	N/A
Returning Temporary***	Daily or Intermittent	\$225.00	N/A
Maternity Permanent or Temporary	Daily or Intermittent	\$350.00	N/A

* Requires single-season uniform only.

** Requires multi-season uniforms (individual will be working multiple seasons within the first calendar year of employment).

***Returning temporaries are treated as new employees for administrative purposes. A new UAA form must be initiated upon the new fiscal year.

- If a person is temporary, has received \$300, and is then promoted to a permanent position, an additional \$300 is authorized to help defray the purchase of additional items.
- If a person is authorized Class B/C, has received \$250, and then needs a maternity uniform, up to an additional \$350 is authorized to help defray the purchase of the maternity uniform items.

In no case will the total allowance made available to a single individual exceed their initial allowance of their present tenure status (excluding maternity) in any one fiscal year.

(3) Ordering from the Approved Contractor.

(a) A contractor-maintained web site has been developed to process all authorized uniform orders. Following the establishment of a uniform account, the individual may place their order on the contractor's web site. The supervisor or district uniform coordinator will review all items ordered for temporary personnel. It is important that the size information in "My Sizes" be completed for accurate order filling. Faxed or mailed orders are not authorized.

(b) In cases where the order exceeds an individual's account balance, the individual is responsible for payment of the excess amount. The contractor will not ship the order until the payment is received.

(c) Permanent personnel should make every effort to review uniform needs and place orders in advance of the season to assure prompt delivery and lessen shipping demand.

(d) The allowance period for permanent personnel is 1 October to 30 September of the following year. Because of fiscal year-end requirements, the contractor may not accept any orders during year-end closeout.

(e) Within 15 calendar days of receipt of an order for standard uniform components, the contractor will ship the order. The individual may go on-line at anytime to determine the status of the order.

(f) Return of items (shipping) to the contractor for any reason is authorized at contractor expense. Returns will be credited to the individual's account or replaced. Items that have been laundered or washed cannot be returned unless defective.

b. Accounting Procedures.

(1) Administrative Procedures.

(a) Responsibility for the overall administration of the uniform program lies with the district uniform coordinators. Delegation of responsibilities to the project/lake level is authorized.

(b) Accounting begins with the proper disposition of UAA, as detailed in the previous section. Information on this form will be retained in the government web site database.

(c) The District Commander will have in place a set of effective internal controls to assure the avoidance of fraud, waste and abuse.

(2) Shipping Order - Receiving Reports. All uniform shipments will have a shipping-receiving report enclosed. It reflects all credits, debits, cash payments and remaining allowances and serves as verification for all payment to the Contractor. Upon receipt of an order, the

employee must go on-line and acknowledge receipt and acceptance of the uniform components received. The shipping-receiving report must be kept on file for at least one year.

(3) Fiscal Reports. All reports identified below will be made available for on-line access by the Contractor for the following review levels: Level 1 (Not used by Corps), Level 2 (District Uniform Coordinator and NRM Uniform Committee Division Representative), and Level 3 (Agency COTR and NRM Uniform Committee Chair). The levels of distribution and a brief narrative of each report follows:

(a) Monthly Reports

(1) Monthly Activity Report is available on-line by the Contractor for Level 2 and 3. This report provides a tabular summary of activity for the previous month for standard and non-standard orders. It also contains the total number of authorized employees, total number of new orders processed, total number of backorders processed, total dollar amount of allowances spent, total amount spent, total number of new orders, total number of new orders shipped, total number of backorders, total number of old backorders, and total number of backorders awaiting shipment.

(2) Status of Uniform Orders is available on-line by the Contractor for Level 2 and 3. This report identifies the orders shipped, orders failed, backorders and outstanding orders.

(3) Unobligated Balance and Adjustment Reports is available on-line by the Contractor for Level 2 and 3. This report identifies the total authorized uniform allowance, amounts encumbered to date, amounts invoiced to date, and unobligated balance.

(4) Backorder Summary Report is available on-line by the Contractor for Level 3. This report identifies the component sizes in each backorder, orders that are submitted, orders filled and backordered, value of the order, reasons for the backorder, and percentage of backorders in summary form.

(b) Quarterly Reports

(1) Quarterly Program Summary is available on-line by the Contractor for Level 3. This report provides a narrative and tabular summary of activity in the following areas: total number of employees authorized for allowances, beginning amount of authorized allowance, authorized allowance adjustments, total amount of allowance expended, remaining allowance balance, average authorized allowance, total sales for the fiscal year to date, total number of orders shipped, analysis of exchanges, average turn around time for non-standard orders, and analysis of the current inventory.

(2) Exception Report is available on-line by the Contractor for Level 2. The report identifies accounts with no activity.

EP 1130-2-550
Change 2
1 Mar 02

(c) Semi-Annual Reports

(1) Status Report is available on line by the Contractor for Level 2. The report identifies the status of individual employee accounts.

(d) Annual Reports

(1) Consolidated Uniform Allowance report is available on-line by the Contractor for Level 2. The report provides a list of each permanent employee, uniform category, and allowance amount for the new fiscal year. Once the report is approved by appropriate Agency representatives, it will reauthorize accounts for the coming fiscal year for permanent employees.

(2) Environmental Performance Report is available on-line by the Contractor for Level 3. This report identifies environmental compliance program efforts.

(3) Ordering History and Trends is available on-line by the Contractor for Level 3. This report is issued in September of each fiscal year and summarizes ordering history per month, per CLIN component, and identifies possible trends for the 12-month period, and makes forecasts for the next fiscal year.

CHAPTER 9 - RECREATION USE FEES

9-1. Purpose. This chapter establishes guidance for a Recreation Use Fee Program at civil works water resource projects.

9-2. Authority. 16 USC 4601-6a provides that users of specialized sites, facilities, equipment or services provided at Federal expense will be assessed fair and equitable fees. Fee schedules will be based upon distinguishable differences among the facilities of the Corps and those provided by other Federal agencies, non-Federal public agencies, and the private sector in the same service area. In addition, Section 210 of the Flood Control Act of 1968 (16 USC 460d-3) provides that no entrance fees shall be charged at US Army Corps of Engineers recreation areas, but does allow for the collection of camping and day use fees.

9-3. General Fees.

a. Fee Schedules. The District Commander will provide the proposed schedule of use fees for the next two years to the Major Subordinate Command (MSC) Commander no later than 1 August each year. The MSC Commander will approve or disapprove the recommendations and respond back to District Commander no later than 1 September. District Commanders will assess seasonal visitation patterns of individual fee areas to determine the period during which a fee program will be in effect. It is anticipated that fees will be charged at some areas throughout the peak recreation season, while at other areas fees will be collected throughout the year. In order to assure consistency and sound business practices, the MSC Commander will establish a procedure for periodic review/audit of the districts' establishment of fee schedules. The MSC will review comparability studies prior to approval of fee schedules. Information on approved use of fee areas and charges will be submitted through Operations and Maintenance Business Information Link (OMBIL). Corps of Engineers Financial Management System (CEFMS) accounts will be established to record fee receipts by type, i.e., camping, day use, and other. Guidance regarding the establishment of these accounts is contained in ER 37-2-10.

b. Setting Fees. Engineer districts whose boundaries coincide within a single state will coordinate fee proposals on projects within that state, to assure comparable fees for comparable facilities and services. To attain comparability between Federal and non-Federal fee schedules and the private sector, the District Commander may recommend fees below the minimum in Appendix M. Such recommendations will contain full justification for deviation from the proposed minimum fees.

c. Supporting Data. Supporting data should be developed, documented, and retained for two years, which details fees and facilities for other Federal and non-Federal public agencies, as well as private entities in the service areas, so that an accurate comparison may be made. Where Corps facilities are of higher quality than similar competing state, local, or private facilities, a higher fee should be charged commensurate with the higher quality experience offered. It is recognized that the fee structure resulting from this evaluation may not permit recovery of the total cost to operate and maintain the facilities or the recreation area. The District Commander will consider the following in developing an appropriate use fee structure:

- (1) the construction cost of the facility;
- (2) the cost of O&M at that facility;
- (3) the comparability of this facility and its amenities to other facilities within a reasonable distance (30-60 miles can be considered reasonable);
- (4) the proximity of the facility to the water;
- (5) paved vs. unpaved roads;
- (6) availability of showers;
- (7) level of security;
- (8) degree of development;
- (9) availability of amenities;
- (10) availability of reservation services; and
- (11) other factors, such as those described in Chapter 9, paragraph 9-3 of ER 1130-2-550.

d. Collection Costs. Normally, recreation use fees will be collected only at those areas where revenue exceeds the cost of collection. As a general rule, the fee program for an area will be terminated if the sum of direct and indirect costs of collection exceeds revenue for two consecutive years. This policy does not preclude the control of access with manned gates at non-fee areas.

e. Exceptions. In some unusual cases, it may be in the best interest of the public and the government to charge recreation use fees at areas where cost of collection has historically exceeded revenue collected. Should such areas be recommended for inclusion in the fee program, a written justification for such action will be submitted by the District Commander to the MSC Commander. The justification will explain:

(1) The management alternatives considered which could result in more economical fee collection and the impact of each alternative;

(2) The cost to operate and maintain the camp area if there is no fee collection;

(3) If it is in the best interest of the Government or public to continue charging a use fee, close the camp area, or operate the camp area as a non-fee area.

f. Public Relations. In the interest of informing the public of the fee collection program, public relations activities will be conducted to disseminate information regarding this program before the collection of fees begins.

(1) District Commanders will notify Congressional representatives, as appropriate, of the fee collection program in their Congressional districts.

(2) All areas designated as recreation use fee areas will be marked in accordance with the standards set forth in the Corps of Engineers sign manual. The U.S. Fee Area symbol will be displayed at the entrance to designated use fee areas and will be installed prior to collection of fees in the area.

(3) A limited number of Free-night Camping Coupons may be issued for the purpose of increasing awareness of recreation opportunities to potential users. These coupons will not be redeemed for camping at reservable sites. To reduce confusion, these coupons should not be referred to as "vouchers". Each coupon will be redeemed within one year from the date of issuance. A camping coupon may only be used at the issuing Project. The issuing project must keep a record of each coupon issued, including the date, value, recipient, and reason for issuance. Incoming coupons must be retained by the receiving

project for end-of-season evaluation. The program should be evaluated for effectiveness in increasing campsite use on an annual basis. Each District may produce and distribute a camping coupon for their projects' use. Each coupon will be numbered, and the Operations Manager will authorize the number of camping coupons issued per season in accordance with the District's established schedule of use fees. The Operations Manager will authorize each camping coupon issued. See Appendix U, Figure U-1 for a sample Free-night Camping Coupon.

g. ENG Form 4457. ENG Form 4457 (User Permit) may be used as a permit and the official record for receipt of fees paid for use of campsites, other special sites, facilities, equipment, services, activities, and special events. The cardboard copy will be issued to the user and the white or yellow copy and voided cardboard copies will be retained for at least one year. ENG Form 4457 is available from the USACE Publications Depot. The Automated User Permit System (AUPS) and the National Recreation Reservation System (NRRS™) may also be used to collect fees and issue permits.

9-4. Campground Use Fees.

a. Criteria. A fee will be charged for single user unit campsites and group camp areas in accordance with the criteria shown in Appendix M.

b. Payment. A maximum of 14 days in use fee charges may be collected for a single user unit campsite or group camp area in advance. Payment will be made by personal check, traveler's check, cashier's check, currently accepted credit card, debit card, money order, or cash. The preferred method of payment is by credit card for security reasons.

c. Methods of Collection. Fees for the use of camping areas will be collected by one of the following methods:

(1) Fees may be collected by uniformed Corps personnel at the entrance to the area. Fees may also be collected by Ranger personnel while on routine patrols through a fee camp area.

(2) Fees may be collected by contract gate attendants as part of their overall responsibility of providing control, information, or custodial services. Contractors will be properly identified to preclude unauthorized personnel from collecting fees. Operations Managers will arrange for frequent collections of use fees from the contractor or frequent deposits by attendants to preclude a large buildup of cash at the gatehouse. Collection of use fees by contract gate attendants is the preferred method of collection. Volunteers are

authorized to sell permits and collect fees from the public at campgrounds, day-use facilities, administration offices and other locations, including those off-site. Contract fee collectors/volunteers must be bonded in accordance with provisions of ER 37-2-10.

(3) A multi-area fee collection station may be used where several recreation areas are grouped in the same general location. Such stations must have easy public access and must be easy for the public to identify. Multi-area fee collection stations could be located at project offices, visitor centers, at one of the areas being served or on an access road common to all areas served. Where multi-area collection stations are used, it is especially important that there be good informational and directional signs to alert the public to the requirement for fees and to explain the location of the fee collection station.

(4) Where small and/or remote camp areas are included in the fee collection system, the Self Deposit Vault System may be used to reduce the cost of collection. The self-deposit vault system will be implemented as follows:

(a) ENG Form 4839 (Self Deposit Permit), a sealable envelope with a detachable stub will be used to pay fees. The stub will be retained by the camper as his/her receipt and site identification. These forms will be procured locally as needed to meet program requirements.

(b) A registration point will be located at the entrance of the camp area, which has:

(1) A sign instructing the user on the self-deposit system, stating the fee for the area, and indicating a 50 percent reduction of fees applies for bearers of Golden Age or Golden Access Passports.

(2) A secure honor vault (program integrity guidance is provided at Appendix O).

(3) Supply of ENG Form 4839 (Self-Deposit Permit).

(c) In camp areas administered in this manner, each campsite should be equipped with a holder for displaying the permit stub. The sign at the fee collection point should provide instructions for completion and display of the permit stub. Bearers of Golden Age/Golden Access Passports are required to enter their passport number on the fee envelope.

(d) Revenues will be collected from the deposit vault on a regular basis. While in the area, personnel will check to insure occupied campsites have appropriate permits displayed and if possible, insure correct fees have been deposited.

(5) Camping fees may be collected using the National Recreation Reservation Service (NRRS™), Automated User Permit System (AUPS) or ENG 4457.

(6) The use of automated fee collection systems is encouraged when cost effective. Commercial bill and coin counters may be useful in counting large amounts of small denomination currency.

9-5. Day Use Fees.

a. Criteria. A fee will be charged for the use of Corps operated day use facilities meeting the criteria in Chapter 9, paragraph 9-6. a. of ER 1130-2-550.

b. Methods of Collection. Fees for day use will be collected by one of the following methods:

(1) Day use fees may be collected by either contract, volunteer or uniformed Corps personnel. Contractors and volunteers will be properly identified to preclude unauthorized personnel from collecting fees.

(a) A cash register may be used in the fee collection process to issue receipts to users. The cash registers will provide a minimum of two receipts, one receipt to be given to the visitor and the second to stay at the project for audit purposes. The receipts should list the date, identify the recreation area, identify the individual making the transaction, and print "void" as needed.

(b) The NRRS™, AUPS and ENG 4457 may also be used to collect day use fees. Only day use fees collected in areas participating in the NRRS™ program may be collected and remitted through the NRRS™.

(2) Where and when appropriate, the self-deposit vault system may be used to reduce the cost of collection. The self-deposit vault system will be implemented as follows:

(a) ENG Form 4839A, (Self Deposit Day User Permit) a sealable envelope with detachable stub, will be used to pay fees. The stub will be retained by the user as his/her receipt. These forms will be procured locally as needed to meet program requirements.

(b) The self-deposit vault will be in the day use area. A registration point will be provided which has:

(1) A sign instructing the user on the self-deposit system, stating the fee for the area, and indicating a 50 percent reduction of fees applies for bearers of Golden Age or Golden Access Passports. Bearers of Golden Age/Golden Access Passports are required to enter their passport number on the fee envelope. The sign at the fee collection point should provide instructions for completion and display of the permit stub.

(2) A secure honor vault (program integrity guidance is provided in Appendix O).

(3) Supply of ENG Form 4839A (Self-Deposit Use Fee Permit).

(c) In day use areas administered in this manner, a sign at the fee collection point should provide instructions for display of the permit stub.

(d) Revenues will be collected from the deposit vault on a regular basis. While in the area, personnel will check to insure that appropriate permits are displayed and, if possible, insure correct fees have been deposited.

(3) The use of automated fee collection systems is encouraged when cost effective. Commercial bill and coin counters may be useful in counting large amounts of small denomination currency.

(4) Annual passes may be sold through the mail, if payment is received in advance. Annual passes may be sold through the mail with a Golden Age/Golden Access Passport discount if the applicant furnishes a photocopy of their Golden Age/Access Passport. Personalized check is the only authorized method of payment for Annual Passes purchased by mail.

(5) Annual passes may also be purchased over the telephone with currently accepted credit cards.

(6) Fees may be collected by authorized Corps and contractor employees, volunteers, and vendors as covered in Chapter 9, paragraph 9-6 of ER 1130-2-550. These collections may be made using a cash register, AUPS, NRRS™, or ENG Form 4457.

9-6. Special Use Fees.

a. General. Special facility use fees, special event permit fees, and special activity fees will be collected in person, through the NRRS™, or by mail by the Operations Manager, or his/her designated representative.

b. Special Facility Use Fees. A fee may be charged for the use of special recreation facilities (i.e., group picnic shelters, multipurpose courts, amphitheaters, athletic complexes, equestrian areas, etc.). Fees proposed for the use of special recreation facilities should be comparable to fees charged by other Federal or non-Federal public agencies or the private sector within the service area of the management unit. Full payment is required prior to the use of special facilities.

c. Special Event Permit Fee. Procedures for issuing special event permits are given in Appendix N.

(1) Special Event Permits shall include the prohibition relating to discrimination (see Appendix N for text). Requests for special events permits citing "special circumstances" for participation requiring gender or age discrimination must be well justified. If the Operations Manager considers the justification adequate, he/she shall forward the request to the District Commander or higher for approval.

(2) For special events requiring work schedule modifications or other special arrangements, permit fees must be paid 15 days or more in advance of the scheduled special event. Fees may be collected in person or by mail by the Operations Manager or his/her designated representative. Fees collected may be remitted using the NRRS™ if the event takes place in an NRRS™ area.

d. Special Activity Permit Fee. In some cases, it has been determined necessary to issue Special Activity Permits for recreational activities on Corps land. These permits may serve to promote environmental, safety, or security concerns; restrict numbers of visitors to an area; place restrictions on the recreational use activity; or provide information to the user concerning their activity. Examples of the types of recreational activities where the

Special Activity Permit program may be appropriate include hunting and off-road vehicle use. A fee may be collected to capture the administrative cost of these programs.

(1) A general plan for operating the Special Activity Permit program, including the fee structure, will be submitted by the District Commander for approval by the MSC, prior to charging any fees. The plan will include a public information plan, which will include congressional notification.

(2) Special activity permits that restrict hunting activities are not required to coincide entirely with laws for the protection of fish and game of the state in which it is situated. Use permits, however, cannot be inconsistent with these laws. The Corps may be more restrictive than state law when necessary. Examples of this include limiting hunting on an area to a time period less than the state hunting season or reducing specific bag limits to a number less than the state's.

9-7 Other Equipment, Facilities and Services. Fees may be charged for certain other outdoor recreation related equipment and services provided at government expense for visitor use. Examples include firewood, ice, laundry machine use, shower use, dump station use, parking, and recreation equipment rental, such as rent-a-tent.

a. Discretion should be used in charging fees for other equipment and services to assure visitors aren't charged more than once for the same services. For instance, paying campers using services such as showers and dump stations should not be charged separate use fees for these services. In such cases, the availability of these services is appropriately considered when the camping fee is established. Separate shower or dump station fees may be charged for day users or transient visitors not paying camping fees.

b. Parking fees in campgrounds may be charged for user's vehicles in excess to the number permitted on the campsite. No additional parking fees may be charged for user vehicles parked on the campsite in accordance with the designated vehicle carrying capacity. Designated, improved parking spaces must be provided elsewhere in the park to charge separate parking fees.

c. Fees should be established under this section only when a discrete, separate service is offered to visitors at government expense. This service must be directly and clearly related to the visitor's recreation experience.

d. Care should be taken to avoid a multiplicity of fees, to assure the costs to provide the service and collect the fees are not prohibitive, and to avoid the appearance of excessive fee collection.

9-8. Discounts.

a. Applicability. Golden Age or Golden Access Passport shall entitle the permittee and any person accompanying him/her in a single, private, non-commercial vehicle (or alternately, the permittee and his/her spouse, children, and parents where entry to the area is by any means other than a private, non-commercial vehicle) to 50 percent reduction of established use fees. This 50 percent reduction is also applicable to use fees assessed passport holders who are visitors to registered campers. The reduction does not apply to group use fees unless all members of a group have such passports.

b. Documentation. The Golden Age and Golden Access Passport Record (shown in Appendix P) will be used to record appropriate data and will serve as a record of accountability for the passports issued. Information recorded on ENG Form 4468-R should be maintained for one year and then may be discarded. In accordance with the Privacy Act of 1974, each individual from whom this information is requested, must be provided a Privacy Act statement, ENG Form 4468A (shown in Appendix P). ENG Form 4840, Golden Age Passport and Golden Access Passport Eligibility Statement (shown in Appendix P) must be completed for each passport issued if the applicant fails to provide documentation. The recipient will sign the statement of eligibility, and the issuing official will complete remaining entries on the form. The recipient should be provided a copy of this form on request. These forms are available from the USACE Publications Depot. Completed Eligibility Statements should be kept for one year and then discarded.

c. Eligibility Requirements.

(1) Individuals eligible to receive the Golden Age Passport shall be any United States citizen or permanent resident who is 62 years of age or older. Applicants must appear in person, provide proof of age and sign the Passport in the presence of the issuing official.

(2) Individuals eligible to receive the Golden Access Passport shall be any person who has a permanent physical, mental or sensory impairment that substantially limits one or more major life activities, such as caring for one's self, performing manual tasks, walking, seeing, hearing, speaking, breathing, learning or working. Applicants must appear in person and provide acceptable documentation for issuance of the passport as follows:

(a) A document issued by a Federal Agency providing Federal benefits, which attests that the applicant has been medically determined to be eligible to receive Federal benefits as a result of blindness or permanent disability.

(b) A statement signed by a licensed physician attesting that the applicant has a permanent physical, mental, or sensory impairment that severely limits one or more major life activities, and enumerating the nature of the impairment.

(c) A document issued by a State vocational rehabilitation agency, which attests that the applicant has been medically determined to be eligible to receive vocational rehabilitation agency benefits or services as a result of blindness or permanent disability.

(d) The statement of permanent disability or blindness provided by the Federal agency issuing the Golden Access Passport, that is signed and dated by the applicant in the presence of the officer issuing the Passport.

9-9. Accounting.

a. **Remitting Fee Collections.** Revenue collected from the users of facilities at recreation areas managed by the Corps will be deposited in a special account in the U.S. Treasury. Recreation use fees may be directly transmitted to servicing finance and accounting (F&A) offices (or servicing Federal Reserve Bank if this is an approved District practice) by contract gate attendants or volunteers, if adequate control and protection of funds is provided and contracts reflect this procedure. In parks using NRRS™, fee collections will be transmitted in accordance with the NRRS™ Operating Procedures Manual. Appendices Q and R of this EP provide guidance and procedures for the direct transmittal of recreational use fees and for maintaining funds security.

b. **Administration Costs.** An analysis of the cost, to include direct and indirect cost, of administering the program will be completed annually. Direct costs of collection are those costs resulting solely from fee collection activities. Direct costs will include the time

Corps personnel or contract gate attendants are directly involved in fee collection. Personnel costs for duties other than fee collection will not be charged to this account. The portion of the gate attendant contract to be charged to direct costs will depend on the language of the contract which delegates duties and responsibilities. Indirect costs of collection are efforts of project office and District office personnel associated with the program. Also, indirect costs should include district overhead distribution to the program. This analysis should be used to evaluate the effectiveness of the recreation use fee program and should be retained for 2 years.

c. Revenue Reporting. All income derived from fee collection will be deposited into Special Receipt Account 96-145005.4 (96X5007) and reported in accordance with ER 37-2-10.

d. Refunds. No refunds for recreation use fees may be made at the project. No credit voucher or refund will be given for day use fees or for fees for other equipment, facilities and services as described in paragraph 9-7 above.

(1) Refunds within the NRRS™ are processed according to the current NRRS™ Operating Procedure Manual.

(2) Other refunds may be requested upon presentation, either in person or by mail, of the recreation use fee receipt which has been appropriately marked as eligible for a refund by the Operations Project Manager/Ranger and mailed to the servicing finance and accounting office along with a completed copy of the Use Fee Refund Request, ENG FORM 6013-R, AUG 2002, shown in Appendix T. A reproducible copy of this form is posted on the Natural Resources Management Gateway.

e. Cost of Remittance. Various options exist to pay for the cost of remitting use fee collections as follows:

(1) Contract fee collectors may be responsible for remittance costs in accordance with the terms of their contract.

(2) Utilize a VISA check program at field offices.

(3) Make contractual arrangements at a local bank where cashier's checks, bank drafts or money orders are purchased to pay for remittances.

(4) Projects may use collections to purchase money orders or cashier's checks to remit use fees. The funds expended must be replaced from project O&M, General funds, at the end of each accounting period (month) to ensure gross collections are remitted to the U.S. Treasury. If this option is selected, use the following procedures:

(a) Maintain a register for all money orders or cashiers checks purchased during the month. The register should include the date purchased, money order or cashier's check fee.

(b) Remit net collections (gross collections minus money order or cashier check fees) to the USACE Finance Center. Indicate on the CEFMS Receiving Office Voucher (ROV) the money order or cashier's check number. Record the difference between the gross and net collection amount on the worksheet.

(c) Create a Purchase Request and Commitment (PR&C), Obligation and Receiving Report charging O&M, General (96X3123) for the total amount of fees paid as indicated on the worksheet. The obligation number should be established with the project office's seven-character organization code followed by a dash, then SRUFMOCC, (i.e., K5ROLEO-SRUFMOCC).

(d) Project Offices will create an ROV in CEFMS for the total amount recorded on the worksheet, citing 96X5007 as the collecting appropriation. Reference the month that the ROV covers on the description line, (i.e., money orders/cashier checks purchased for May, 2001 for SRUF cash collections).

(e) The worksheet along with the ROV number will be sent to the USACE Finance Center monthly. The Finance Center will input the invoice in CEFMS based upon the work sheet. When the check is disbursed, the Finance Center will collect the check against the ROV, then certify and deposit funds into the appropriate appropriation.

f. Credit Vouchers. In non-NRRS™ parks, vouchers will be issued in lieu of refunds whenever possible. No vouchers will be issued for day use fees.

9-10. Security Measures.

a. Funds Security. As a minimum, Operations Managers will consider the following options to enhance the security of personnel handling funds, as well as safeguarding the funds themselves:

(1) Collect and deposit funds frequently to reduce the amount stored on-hand. Funds must be deposited when collections on hand exceed \$5,000 or once a week in accordance with ER 37-2-10, Chapter 4.

(2) Vary the times of collection and deposit to avoid developing patterns and becoming a target.

(3) Vary the routes to and from collection and deposit, if possible, to avoid patterns.

(4) Maximize the use of credit cards to reduce the cash stored on hand.

(5) Contract for private security to collect and deposit funds.

(6) Include collection and deposit of funds in cooperative law enforcement agreements.

(7) Ensure personnel collecting and storing funds work in pairs and have reliable communication equipment (radios or cellular phones) available at all times.

b. Protective Measures. District security managers will assist operations project managers in assessing the criminal threat to their operation and recommending protective measures.

c. Security Inspections. District security managers will review the security of personnel and funds during biennial physical security inspections.

9-11. Controlling Paperwork Burden on the Public. The guidance in 5 CFR 1320 establishes the framework for the paperwork control process. Generally this CFR provides that an agency shall not engage in a collection of information (from the public) without obtaining Office of Management and Budget approval. There are no procedures contained in this pamphlet that should be interpreted to require the public to provide information other than data for receipt purposes.

CHAPTER 10 - USE OF OFF-ROAD VEHICLES ON CIVIL WORKS PROJECTS

10-1. Purpose. This chapter establishes guidance for off-road vehicles (ORV) operations on USACE civil works project lands.

10-2 Background. It is the policy of the Secretary of the Army, acting through the Commander, HQUSACE, to provide the public with safe and healthful recreational opportunities within all water resource development projects administered by the Commander, HQUSACE. The implementation of this policy requires the utilization of sound and comprehensive management practices and plans for all resources on project lands and waters including protection and enhancement of environmental quality, conservation of renewable and non-renewable resources, prevention of loss or damage to resources, protection from accidental injury, and opportunities for outdoor recreation.

10-3. Guidance.

a. Ensure that adequate opportunity for participation by the general public, user groups, and conservation organizations is afforded in the process of selection and designation of the specific areas and trails and the uses to be permitted on those areas and trails.

b. Where appropriate, establish additional regulations, consistent with Chapter III, Title 36 (CFR), to those contained in paragraph 1-1 of this pamphlet, prescribing operating conditions for off-road vehicles as they may be required for specific projects.

c. Ensure adequate notification to potential users, including distribution of information maps, indicating areas and trails where off-road vehicular use is and is not permitted. Appropriate signs designating areas and operating conditions of vehicle use will be posted at areas and trails designating such use. Areas where off-road vehicle use is permitted and prohibited will be displayed on maps available at the project office and the District Commander's office.

d. Provide proper administration, enforcement, and monitoring of trails and areas to insure that conditions of use are met on a continuing basis.

e. Establish appropriate procedures to monitor the effects of the use of off-road vehicles. This monitoring may be the basis for changes to the regulation on use of off-road vehicles or the project master plan to insure adequate control of off-road vehicle use and amendment of area and trail designations to protect the environment, insure the public safety, and minimize conflicts among users. An outline of a monitoring plan appears in Appendix S.

f. Insure that out-granted lands are not included in such designation for off-road vehicle use unless concurrence is obtained from the agency or lessee operating the outgranted lands.

g. Ensure that project lands are adequately identified and marked where off-road vehicles are designated.

10-4. Guidelines and Criteria for Evaluating Project Lands for Off-Road Vehicle Use. Project resources, while composed of a variety of physical conditions, may contain areas which would

allow use of certain areas and trails by off-road vehicles. Borrow areas and unused contractor work areas are examples where compatible off-road vehicle use could be designated and allowed.

a. Designation. Project lands which are found to satisfy the requirements for off-road vehicle use will be zoned for areas and trails in accordance with paragraph 10-4b below.

(1) Areas. The very nature of off-road vehicles dictates that the majority of use will occur over areas which have not been developed for specific vehicular use. Off-road vehicles are manufactured, advertised, sold and purchased within the concept that the purpose and sport of operating these vehicles lies in operation over rugged, undeveloped terrain. To invite users of off-road vehicles to areas which are designated for that purpose, the designated area must contain topography suitable to the vehicles that will be used and have ready access by the public.

(2) Trails. Where it practicable to designate existing or proposed trails for use by off-road vehicles without conflict with other public uses or without loss of natural characteristics of the areas resulting in environmental despoilment, degrading local safety or accident prevention programs, such designation should be accomplished.

(3) Types of Use. Off-road vehicles are of many types resulting in different design, space, and terrain characteristics for areas of use. Provision should be made in the designation of areas and trails to accommodate as many types as feasible and still be practical, consistent with environmental, resource, and safety considerations. These would include, for instance, mini-bike, beginners, motor-cross, cross country, snowmobile, 4 Wheel Drive (4WD), etc. areas and trails. As these uses may not be compatible within the same area or on the same trail, care must be exercised to insure adequate separation to increase public and user safety and compatibility.

b. Criteria. The following criteria will be used in evaluating project lands for possible off-road vehicle use designation.

(1) Areas which are not restricted for security, safety or accident prevention purposes.

(2) Areas which do not contain soil conditions, flora or fauna or other natural characteristics of a fragile or unique nature, or areas scheduled for reforestation plantings which would be subject to excessive damage by use of off-road vehicles.

(3) Areas which are not managed for wildlife habitat purposes, and areas managed for wildlife habitat if approved by the fish and game agency.

(4) Areas which do not contain archeological, historical, or paleontological resources; or which do not constitute de facto wilderness or scenic areas; or in which noise would not adversely affect other users or wildlife resources.

(5) Areas and trails shall be located to minimize damage to soil, watershed, vegetation or other resources of the public lands.

(6) Areas and trails shall be located to minimize harassment of wildlife or significant disruption of wildlife habitat.

(7) Areas and trails shall be located to minimize conflicts between off-road vehicle use and other existing or proposed recreation uses of the same or neighboring public and private

lands, and to insure the compatibility of such uses with existing conditions in populated areas, taking into account noise, safety, accident prevention and other factors.

10-5. Operating Conditions.

a. Off-road vehicles shall not be operated:

- (1) In a reckless, careless or negligent manner;
- (2) In excess of prudent and safe speed limits; and
- (3) In a manner likely to cause excessive damage or disturbance of the land, wildlife, or vegetative resources.

b. All off-road vehicles will conform to applicable state laws and registration requirements for such vehicles and those powered by internal combustion engines shall be equipped with operating brakes and a properly installed muffler in working condition certified as not exceeding 90 decibels at a distance of 50 feet.

c. Where appropriate and necessary internal combustion engine off-road vehicles, operating off established road and parking areas, shall be equipped with a properly installed spark arrester that meets and is qualified to either the U. S. Department of Agriculture - Forest Service Standard 5100-lb (available from USDA Forest Service, San Dimas Technology and Development Center, 444 East Bonita Avenue, San Dimas, California 91773) or the 80 percent efficiency level when determined by the appropriate Society of Automotive Engineers (SAE) Recommended Practices J 335 or J 350. The U.S. Department of Agriculture - Forest Service performs these spark arrester qualification tests under cooperative agreements wherein the spark arrester manufacturer agrees to pay an established fee commensurate with the actual cost of testing. Such areas, designating spark arrester use, will be appropriately signed and marked on maps available in the Project and District offices.

d. Adequate information will be provided to off-road vehicle operators and passengers on the advisability of using safety helmets conforming to standards established by the American National Standards Institute, as in their standard, Number Z90.1(1971). If state or local laws require the use of safety helmets for off-road use, this fact will be noted in the project operating conditions.

e. District commanders may establish additional operating conditions or rules consistent with Chapter III, Title 36 (CFR), specifically for each project, which could include items such as, opening and closing dates of areas and trails, daily opening and closing times, and areas which may have unique conditions or hazards.

10-6. Public Involvement. The key to successful implementation off-road vehicle use of project lands involves the opportunity for full participation by the general public, off-road vehicle user groups, conservation organizations, and other interested public in the selection, designation, and uses of Project lands for off-road vehicle use. Accordingly, district commanders will establish procedures to:

a. Identify such individuals and groups and solicit their participation and views in the process.

b. Hold appropriate public meetings or workshops; one at the initiation of consideration of off-road vehicle use for a project and a second, prior to informal designation of areas and trails and operating conditions. When necessary, additional public meetings or workshops may be held to obtain public reaction to various proposals under consideration. Under no circumstances will area and trail designation be made or operating conditions established without such public participation.

10-7. Enforcement. Action regarding persons who abuse the privilege of using designated areas and trails and operating conditions prescribed for the project under these regulations will be taken under the citation authority program and in accordance with Title 36 (CFR) Part 327.

10-8. Environmental Considerations. Prior to designation of areas or trails for use by off-road vehicles, district commanders will insure that full and careful assessment and consideration is given to the possible impacts and effects on the environment of the area. Where this environmental assessment indicates significant environmental impacts will be associated with off-road vehicle use, an environmental impact statement will be prepared and processed. Such assessment shall not be limited to the proposed designated areas or trails, but shall also encompass adjacent areas which may be affected.

a. Air. Air quality which could be affected by dust from the use of off-road vehicles and internal combustion engines will be considered.

b. Water. Siltation and water quality of streams or other bodies of water due to soil erosion created by off-road vehicles will be considered.

c. Soils. Soil erodability and compaction as well as desirability for proposed use by off-road vehicles will be considered.

d. Vegetation. The protection of native and other desirable species of vegetation will be considered.

e. Fish and Wildlife. Protection of breeding grounds, drumming grounds, winter feeding and yarding grounds, migration routes and nesting areas is essential. Spawning, migration and feeding habits of fish and other aquatic organisms will be considered where off-road vehicles will be used in streams or other bodies of water. Particular attention will be given to off-road vehicle use which could have adverse effects on rare or endangered species of animals and unique plant communities in the immediate area or in adjacent areas. This matter requires coordination with the U.S. Fish and Wildlife Service per the Endangered Species Act when there is potential impact to federally listed species. Site selection for ORV use will strive to minimize adverse impacts on fish and wildlife resources.

f. Noise, Safety, and Accident Prevention. Excessive noise as it affects humans and wildlife as well as accidental injury, damage or loss to project resources will be considered.

g. Aesthetics. Potential despoilment of visual characteristics will be considered.

CHAPTER 11 - SEAPLANE OPERATIONS ON CIVIL WORKS WATER RESOURCES DEVELOPMENT PROJECTS

11-1. Purpose. This chapter establishes guidance for seaplane operations at civil works water resource projects in order to protect project resources, the integrity of all authorized uses of Corps projects, and the safety of all users of the lake projects.

11-2. Guidance.

a. The operation of seaplanes is allowable in accordance with ER 1130-2-550. In determining sites for potential seaplane operations, the District Commander shall:

(1) Examine and investigate each Corps project within his/her district which a seaplane operator could conceivably attempt to use for seaplane operations, and determine those projects, or portions thereof, in which seaplane operations should be prohibited. Seaplane operations at water resource development projects administered by the Commander, HQUSACE may involve hazards including, but not limited to, conflicting recreational activities, floating debris, and underwater hazards, which may be accentuated by the normal fluctuations of water levels.

(2) Establish such restrictions on seaplane operations as he deems necessary or desirable in accordance with this chapter and ER 1130-2-550. Seaplane takeoff and landing maneuvers within specified distances of the shoreline, bridges, causeways, water utility crossings, dams, and similar structures should be prohibited.

(3) Prior to concluding any such examination and investigation, consult with the FAA, appropriate state aeronautical agency, lessee or licensee of outgranted lands, the Coast Guard, state boating law administrators, aeronautical associations, and use his best efforts to consult with other interested or affected public authorities and private interests for their guidance, particularly for those projects which are regularly used by the public for recreational purposes or are located in the vicinity of actively used airports, air fields, or densely populated areas. News releases, public notices, and congressional liaison should be used. Public hearings are encouraged.

(4) In making his investigation, examination, and determination, consider environmental factors in accordance with the National Environmental Policy Act of 1969 (NEPA), Public Law 91-190. The impact that seaplane operations may have on the safety at the project, aquatic, fish and wildlife, noise levels, recreation, and air and water quality must be considered. Prior to concluding any such investigation and examination, he shall prepare an environmental impact assessment (EIA) and, if necessary, an environmental impact statement (EIS) assessing the environmental impacts of permitting seaplanes to operate at the projects, or portions thereof, in his district.

(5) Notify the FAA by letter of projects, or portions thereof, where seaplane operations are prohibited or restricted. The letter should use the words seaplane operations prohibited, or seaplane operations restricted to describe the geographical location of such areas as precisely as possible, describe any restrictions, include a telephone number for FAA to contact the District, and be sent to: Federal Aviation Administration, Area Traffic Service, Flight Services Division (AAT-432), 800 Independence Avenue, SW, Washington, D.C. 20591.

(6) After completion of an examination, investigation, determination and notification of the FAA of projects, or portions thereof where seaplane operations will be prohibited or restricted, the District Commander should periodically reevaluate the determination as additional operational data becomes available. The District Commander may modify, delete, or add projects, or portions thereof, where seaplane operations are prohibited or restricted. Except where immediate action is required, he should consult with appropriate public authorities and private interests for their guidance with regard to such actions. Notification of these actions shall be forwarded to the FAA as indicated in the above paragraph.

b. Seaplanes may not be operated at Corps projects between sunset and sunrise unless adequate lighting and supervision are available.

c. Appropriate signs in accordance with Chapter 6 of ER 1130-2-500, should be employed to inform users of projects, or portions thereof, where seaplane operations are permitted. Local seaplane operation information should be included in applicable Corps maps and brochures to adequately apprise the public and interested agencies of projects, or portions thereof, where seaplane operations are prohibited or restricted. Each map, brochure, or other notice should clearly indicate that operation of a seaplane at Corps projects is at the risk of the plane's owner, operator and/or passenger(s).

d. Seaplanes on project waters and lands in excess of 24 hours shall be securely moored at mooring facilities and at locations permitted by the District Commander. Seaplanes may be temporarily moored on project waters and lands, except in areas prohibited by the District Commander, for periods less than 24 hours providing that (1) the mooring is safe, secure, and accomplished so as not to damage the rights of the government or members of the public and (2) the operator remains in the vicinity of the seaplane and reasonably available to relocate the seaplane if necessary.

e. No commercial operation of seaplanes from project waters will be allowed without written approval of the District Commander following consultation with and the necessary clearance from the Federal Aviation Administration (FAA) and other appropriate public authorities and affected interests. Requests for public commercial facilities in support of seaplanes will be handled under normal concession policies.

f. Permits for floating and non-floating structures of any kind, in, on, or affecting project waters, under the management of the Operational Project Manager, including waters under lease, license or other outgrant agreement, shall be handled in accordance with the lakeshore management plan or policy statement for the project involved, Part 327.19 of Title 36 (CFR) and, where required by statute or regulation, Section 10 of the River and Harbor Act (approved 3 March 1899) and Section 404 of the Federal Water Pollution Control Act of 1972 (PL 92-500).

g. Nothing in the preceding provisions bestows authority to deviate from rules and regulations or prescribed standards of the State Aeronautical Agency, Federal Aviation Administration, Coast Guard, or other appropriate federal, state, or local authority.

CHAPTER 12 - NATURAL RESOURCE MANAGEMENT SYSTEM

12-1 Purpose. This chapter establishes guidance for the Natural Resources Management System (NRMS), which is a system designed for collecting and analyzing annual USACE recreation facility and natural resource management information

12-2 User Manual and Reporting Guidance. The NRMS User Manual will be provided by HQUSACE to the field and updated periodically. The NRMS Users Manual provides specific data descriptions, content and format for the system. The reporting period for the NRMS will cover the calendar year 1 January through 31 December with the exception of funding data which will pertain to the previous fiscal year.

12-3 Assigning Project Numbers and Area Codes for New Projects and New Areas. The five-digit project number assigned by HQUSACE will be used for new projects added to the system, area codes are assigned at the District level. When the name or area code of a recreation area is changed or added to the NRMS, the district will notify HQUSACE through appropriate division office. This notification of area name and code changes and additions will be accompanied by an explanation of why and when the change or addition took place. Changes will be reported by letter within 90 days following the official change.

12-4 Recreation Areas. For the purposes of the NRMS, a recreation area is a single block of land developed and utilized for outdoor recreation purposes or covered under a long-term license or lease agreement to a public agency for recreation purposes. A recreation area which may be entered into the NRMS is an area which may be identified as separate management unit. For example, a state may have a single lease agreement with the Corps, but may operate and maintain three separate parks or recreation areas; all should be entered separately. Quasi-public areas are considered to be separate recreation areas.

CHAPTER 13 - RECREATION USE SURVEYS

13-1. Purpose. This chapter provides guidance on conducting recreation use surveys on Corps water resource development projects. The goal of conducting recreation use surveys is to develop visitation estimates which are consistent, reliable, and credible for all Corps projects.

13-2. Procedure.

a. The Office of Management and Budget (OMB) approval to conduct recreation use surveys has been granted to the U.S. Army Corps of Engineers through 30 September 1998. The OMB Control Number is 0710-0002. Survey hours are limited. Requests for survey hours will be submitted by the MSC Commander to HQUSACE (CECW-ON) by 1 October of each year. This request will include, (1) the number of areas to be surveyed, (2) and the number of survey hours needed. When requests exceed the total hours available from OMB, HQUSACE (CECW-ON) will prorate the total hours to the MSC commanders.

b. The Visitor Estimating and Reporting System (VERS) is the official and only authorized reporting procedure that is used for computing visitation at Natural Resource Management System (NRMS) projects. VERS is comprised of four microcomputer based programs designed to estimate and report recreation use on Corps projects.

c. The estimates used by VERS to compute visitation are based on recreation use surveys conducted at recreation areas where car counters are used to monitor vehicular traffic. VERS processes data collected through the Direct Data Entry System (DDES).

d. VERS training is mandatory prior to collecting survey data and is provided through Proponent Sponsored Engineer Corps Training (PROSPECT) courses and workshops through the Waterways Experiment Station (WES).

e. FOAs are responsible for budgeting time and funds to implement recreation user surveys. Priority consideration should be given to surveying recreation areas that are representative of other areas within the project or district.

f. Visitation information is reported annually through the NRMS update.

13-3. Data Retention and Archiving. The WES is the repository of VERS information. Upon completion of surveys, FOAs should contact CEWES-EN-R and provide the necessary data files. Survey data collected through VERS and archived at WES is of significant utility in national studies requiring characterizations of project visitors and their use of Corps projects.

CHAPTER 14 - NATURAL RESOURCE MANAGEMENT MAINTENANCE UNIFORMS

Reserved.

FOR THE COMMANDER:

19 APPENDIXES
See Table of Contents

OTIS WILLIAMS
Colonel, Corps of Engineers
Chief of Staff

CHAPTER 15 – RECREATION MANAGEMENT SUPPORT PROGRAM

15-1. Purpose. This chapter establishes guidance for the administration and management of the USACE Recreation Management Support Program (RMSP).

15-2. Background. The Recreation Management Support Program (RMSP) was initiated in FY 1999. The RMSP is funded by the O&M General appropriation and encompasses activities previously conducted through the Recreation Research Program (RRP) and the Natural Resources Technical Support (NRTS) program. A Recreation Leadership Advisory Team (Team) provides oversight of the RMSP. The Team evaluates all proposals for funding within the RMSP and recommends funding priorities to HQUSACE (CECW-ON). The US Army Engineer Research and Development Center (ERDC) provides program management support for execution of approved RMSP activities. The Team also supports the strategic planning for the Corps recreation business program and serves in an active advisory role to the Chief, Natural Resources Management Branch in HQUSACE.

15-3. Mission and Goal.

a. The RMSP will have as its cornerstone policy the Natural Resources Stewardship Mission Statement as included in ER 1130-2-540 dated 15 November 1996.

b. The goal of the RMSP is to provide a mechanism for identifying national recreation program priorities and addressing those priorities through valid research, management support, and technical information transfer.

15-4. Program Components.

a. The RMSP is designed to provide support for recreation issues or initiatives that have a broad applicability to many Corps Civil Works projects. Reimbursable work is not within the scope of the RMSP. However, issues or initiatives that are limited in applicability can be addressed on a reimbursable basis with funding provided by the local project. The three basic components of the RMSP are:

b. Management Studies. Management studies are generally long-term activities (greater than or equal to one year) and of a regional or national significance. The ERDC will provide program management support, although studies may be performed by other USACE elements, other agencies, or the private sector.

EP 1130-2-550
Change 1
1 Oct 99

c. Management Assistance. Management assistance may be a short-term study (less than one year) or may be on going assistance in managing a recreation component (e.g., National Recreation Reservation Service). Management assistance may not always have a broad national or regional application, but must be considered to be a national priority. The appropriate method for obtaining management assistance will be determined for each funded effort. For example, management assistance might be provided by a district in support of the Visitor Assistance Program, or it might be obtained from ERDC in support of annual economic impact analysis reports.

d. Information Exchange. Information exchange includes not only technology transfer but also the distribution of research results to bring about program enhancement. The appropriate method for developing and maintaining ongoing information exchange will also be determined for each funded effort.

15-5. Program Meetings.

a. A Recreation Leadership Advisory Team will be established and will meet semi-annually during each fiscal year, preferably during the months of October and April. HQUSACE and ERDC will participate in all Team meetings.

b. Fall Team Meeting. The fall meeting each year will serve primarily as a strategic planning session for the purpose of identifying high priority issues and establishing RMSP priorities. The Team will utilize new information as well as the existing "Issue Areas" and "Research Focus Areas" contained in the Natural Resources Research Program Strategy Task Force Final Report dated September 1994. The following input will be available to the Team during the fall meeting:

(1) Annual Trends Report prepared by ERDC. This report will capture trends as well as emerging issues that may impact the Corps Recreation business program. The report will include a summary of trends/emerging issues identified by other federal, state, and private sector recreation providers.

(2) Annual Program Report provided by HQUSACE. This report will capture emerging recreation issues from a national policy perspective to include a discussion of new legal requirements and initiatives. It will also include HQUSACE priorities for management studies, management support, and information exchange.

(3) Issues From Regional Team Members. Each Team member will be responsible for obtaining input from their division office, district offices, project offices, and recreation stakeholders (as appropriate). Team members will present both policy issues as well as RMSP proposals for management studies, management assistance, and information exchange.

(4) Status of Ongoing RMSP Activities. HQUSACE, ERDC, or others responsible for ongoing RMSP activities will provide a status report on each RMSP funded activity.

(5) Status of Overall RMSP Program. The HQUSACE and ERDC Team members will provide an overview of the total RMSP program funding status for the previous and upcoming fiscal years so that funding adjustments can be considered.

c. The fall Team meeting will result in the following products:

(1) The identification of high priority policy issues to be addressed by HQUSACE.

(2) The identification of high priority RMSP needs to be further developed for consideration during the spring Team meeting.

(3) The recommendation of a "Proponent" for each high priority RMSP need who will be tasked with developing a written "Statement of Need" to better define the customer's expectations.

(4) The tasking of ERDC to work with each "Proponent" in the development of a "Proposed Study Plan" for consideration during the spring Team meeting.

(5) Recommendations to HQUSACE for minor adjustments to the current fiscal year work plan and long range work plan.

15-6. Spring Team Meeting.

a. The primary purpose of the Spring Team Meeting will be to review "Statements of Need/Proposed Study Plans" and to develop recommendations for new starts for the upcoming fiscal year. The following input will be available to the Team during the spring meeting:

EP 1130-2-550

Change 1

1 Oct 99

(1) Statement of Need/Proposed Study Plan Presentations. The “Proponent” and the ERDC Principal Investigator will jointly present proposals for consideration by the Team for those high priority needs identified during the fall Team meeting.

(2) New High Priority Funding Issues from Team Members. Each Team member will have the opportunity to submit new high priority issues that were not identified during the fall Team meeting. Only those issues considered to be extremely urgent will be considered for funding during the spring Team meeting.

(3) Status of Overall RMSP Program. The HQUSACE and ERDC Team members will again provide an overview of the total RMSP program funding status for the current and upcoming fiscal years so that funding adjustments can be considered.

b. The spring Team meeting will result in the following outputs:

(1) Recommendations to HQUSACE for new starts for the upcoming fiscal year.

(2) Recommendations to HQUSACE for minor adjustments to the current fiscal year work plan and long range work plan.

15-7. Final Approval of RMSP Funding. HQUSACE will provide conceptual approval (subject to the availability of funds) for all new starts and other program funding adjustments by July of each year. The final approval of the actual work plan will be provided by HQUSACE following the Fall Team Meeting. Following final approval from HQUSACE, the “Proponent” will be empowered to act on behalf of HQUSACE and the Team to provide field input into the implementation of the approved work plan. The Recreation Leadership Advisory Team will continuously monitor the progress of all approved work during both the annual and mid-year Team meetings.

15-8. Statements of Need, Proponents, and Study Plans.

a. Statements of Need. A clearly defined “Statement of Need” is the first step (and most critical) in developing an approach to a management study. A Statement of Need should be concise (three to five pages) and provide the following information:

(1) Description of current situation.

- (2) Statement of why the current situation is a problem.
- (3) Identification of the extent, frequency, and impact of the problem.
- (4) Statement of the capability required to solve the problem.
- (5) Statement of the future desired situation after implementation of the solution.
- (6) Other relevant information required to develop an effective study approach.

b. Proponent. A Proponent will be recommended by the Team to develop each high priority issue into a "Statement of Need". If a proponent is not a Team member, a request will be coordinated with HQUSACE prior to asking the "Proponent" to serve in this capacity. The "Proponent" will then be assigned the responsibility for fully developing the "Statement of Need" and working with the ERDC Principal Investigator to ensure the "Proposed Study Plan" is responsive to the "Statement of Need".

c. Proposed Study Plans. A "Proposed Study Plan" will be developed by ERDC working in conjunction with a "proponent", in response to a Statement of Need. The study plan is a critical document that provides the Team with detailed information on the scope, approach, resources required, and potential payoff of conducting a management study. A study plan will usually be between 15 to 25 pages in length that provides the following information:

- (1) Statement of the problem from a research perspective.
- (2) Review of related studies, activities and programs with potential for leveraging and partnerships.
- (3) Recommendation on whether a study is feasible or needed to meet the requirement of the Statement of Need.

d. If a study is determined by the principal investigator to be feasible, the Study Plan will also include the following items:

- (4) Study objective.
- (5) Study approach and procedures.

- (6) Study products and target audiences.
- (7) Technology transition.
- (8) Cost estimate.
- (9) Schedule of deliverables.

15-9. Recreation Leadership Advisory Team.

a. The Recreation Management Support Program (RMSP) will be headed by a Recreation Leadership Advisory Team (Team) consisting of eighteen members. Each MSC/Regional Office will be represented on the Team. In addition four district offices will be represented and four project offices will be represented. The Team will have 16 voting members, two from each Major Subordinate Command (MSC). Two additional non-voting members of the Team will include a HQUSACE representative and a ERDC representative. Every two years one member of the Team will be selected to serve as chairperson. The chairperson will facilitate the Team meetings, participate in the annual Headquarters briefings associated with the RMSP as necessary, and oversee the voting associated with the Team decision making process.

b. Voting members of the Team will normally serve four-year terms. Terms for the initial members of the Team will be staggered with some serving two, three, four and five years respectively in order to establish a continuous rotational membership. Beginning in FY 2001, two new members will rotate onto the Team. Nominations for Team membership will be submitted annually to CECW-ON. Each MSC can nominate one division level person, one district level person and one field level manager annually for selection into the Team. CECW-ON will consult with the Team and select the new members from the list of nominations. On any and all issues requiring a vote by the Team, a simple majority vote is necessary to carry a decision. In case of a tie vote, the HQUSACE Team Member will cast the deciding vote.

15-10. Responsibilities.

a. Recreation Leadership Advisory Team. The Team activities and functions include the following:

(1) Provides input and makes recommendations to the strategic planning vision for the Corps overall recreation program.

(2) Provides recommendations on national priorities for the Corps recreation program.

(3) Identifies management support needs to address national priorities.

(4) Reviews and recommends annual and long range work plans to include funding.

(5) Assigns proponents for approved work.

(6) Monitors on-going work.

(7) Serves as regional POC for RMSP.

(8) Team Chair participates in annual HQUSACE briefings on RMSP as necessary.

(9) Serves as an ad hoc advisory body to HQUSACE on issues of national significance.

b. The HQUSACE representative on the Team is responsible for the following:

(1) Serves as a non-voting member on the Team

(2) Schedules Team meetings.

(3) Facilitates communications between Team, ERDC, and HQUSACE.

(4) Prepares annual recreation program report for presentation at the fall Team meeting.

(4) Provides funds management and program approvals for HQUSACE.

(5) Participates in annual HQUSACE briefings.

c. ERDC. The ERDC Program Manager is responsible for overall execution of the RMSP program as approved by HQUSACE. ERDC activities include the following:

(1) Serves as a non-voting member on the Team.

EP 1130-2-550
Change 1
1 Oct 99

- (2) Prepares annual trends report.
- (3) Works with the proponent to develop proposed study plans.
- (4) Presents study plans to the Team.
- (5) Prepares annual and long-range work plans.
- (6) Manages and executes assigned programs.
- (7) Participates in annual HQUSACE Briefing.

d. Proponent. The proponent is responsible for the following:

- (1) Develops Statements of Need.
- (2) Works with ERDC during the development of the study plan.
- (3) Presents the Statement of Need to the Team and supports ERDC in presenting the study plan.
- (4) Interacts with ERDC throughout the implementation of the work plan.

APPENDIX A
REFERENCES

- a. 5 USC 5901, Section 164, Supplemental Appropriations Act of 1983 (PL 98-63).
- b. 16 USC 460d, Sec. 4, Flood Control Act of December 22, 1944 (58 Stat. 889), as amended.
- c. 16 USC 469 et seq., Archeological and Historic Preservation Act, as amended ("Reservoir Salvage Act").
- d. 16 USC 470 aa-11, Archeological Resources Protection Act of 1979.
- e. 16 USC 580m and n (PL 86-717).
- f. 16 USC 661 et seq., Fish and Wildlife Coordination Act, as amended.
- g. 16 USC 1531 and 1536, Endangered Species Act, as amended.
- h. 16 USC 4601-4. Land and Water Conservation Fund Act of 1965. (78 Stat. 897; PL 88-578).
- i. 16 USC 4601-12 et seq., Federal Water Project Recreation Act, as amended (PL 89-72).
- j. 18 USC 111, Assaulting, Resisting, or Impeding Certain Officers or Employees.
- k. 18 USC 1114, Protection of Officers and Employees of the United States.
- l. 28 USC 1346, Federal Torts Claims Act (FTCA).
- m. 33 USC 2328, Water Resources Development Act of 1992, (106 Stat. 4838, Sec. 203; PL 102-580).
- n. 42 USC 470 et seq., National Historic Preservation Act, as amended.
- o. 42 USC 1962 et seq., Water Resources Planning Act, as amended.
- p. 42 USC 4321, The National Environmental Policy Act (NEPA) of 1969 (PL 91-190).
- q. PL 78-534, Flood Control Act of 1944 (58 Stat. 887).
- r. PL 85-624, Fish and Wildlife Coordination Act (72 Stat. 563).
- s. PL 86-717, Forest Conservation (74 Stat. 817).
- t. PL 89-72, Federal Water Project Recreation Act of 1965.
- u. PL 90-578, (82 Stat. 1107), Federal Magistrates Act.
- v. PL 91-611, (84 Stat. 1818), Flood Control Act of 1970.

EP 1130-2-550
15 Nov 96

- w. PL 91-611, Flood Control Act of 1970, Section 234 (84 Stat. 1833).
- x. PL 92-500, Federal Water Pollution Control Act, as amended (86 Stat. 816).
- y. PL 92-516, Federal Insecticide, Fungicide and Rodenticide Act, as amended. (92 Stat. 819).
- z. PL 93-112, Section 504, 29 USC 706, Rehabilitation Act of 1973.
- aa. PL 93-303, Land and Water Conservation Fund Act (88, Stat. 192).
- ab. PL 93-415, Juvenile Justice and Delinquency Prevention Act of 1974.
- ac. PL 93-523, Operating and Testing Potable Water Systems in Compliance with the "Safe Drinking Water Act".
- ad. PL 94-587, Section 120 (90 Stat. 2917), Water Resources Development Act of 1976, as amended by PL 96-536, (94 Stat. 3166).
- ae. PL 95-224, (92 Stat. 3), Federal Grant and Cooperative Agreement Act of 1977.
- af. PL 98-63, Supplemental Appropriations Act of 1983.
- ag. PL 103-66, Omnibus Budget Reconciliation Act of 1993.
- ah. EO 11644, "Use of Off-Road Vehicles on the Public Lands," February 8, 1972 (37 F.R. 2877, February 9, 1973. (Appendix A)).
- ai. EO 12512, Federal Real Property Management.
- aj. 5 CFR, Part 1320, Controlling Paperwork Burdens on the Public.
- ak. 36 CFR, Part 71, Recreation Fees.
- al. 36 CFR, Chapter III, Part 327, Rules and Regulations Governing Public Use of Water Resource Development Projects Administered by the Chief of Engineers (38 FR 75520, 23 March 1973).
- am. 45 CFR, Chapter XX, Part 2010, Constitution Bicentennial Education Grant Program.
- an. AR 190-29, Misdemeanors and Uniform Violation Notices Referred to US Magistrate or District Courts and USACE Suppl. 1.
- ao. USACE Suppl. 1 to AR 385-40, Mishap Reporting and Records.
- ap. USACE Suppl. 1 to AR 640-3, Personnel Identification Cards, Tags and Badges.
- aq. ER 25-1-90, Visual Information Management.
- ar. ER 37-2-10, Accounting and Reporting Civil Works Activities.

- as. ER 56-2-1, Administrative Vehicles Management - Civil Works.
- at. ER 70-1-5, Corps of Engineers Research and Development Program.
- au. ER 190-1-50, Law Enforcement Policy, U.S. Army Corps of Engineers.
- av. ER 200-2-2, Policy and Procedures for Implementing NEPA.
- aw. ER 310-1-6, Graphic Standards Manual.
- ax. ER 360-1-1, Public Affairs.
- ay. ER 405-1-12, Real Estate Handbook
- az. ER 870-1-1, Field Operating Activities Historical Programs.
- ba. ER 1105-2-100, Guidance for Conducting Civil Works Planning Studies.
- bb. ER 1110-2-400, Design of Recreation Sites, Areas and Facilities.
- bc. ER 1110-2-1150, Engineering After Feasibility Studies
- bd. ER 1130-2-500, Partners in Support (Work Management Policies).
- be. ER 1130-2-520, Navigation and Dredging Operations and Maintenance Policies.
- bf. ER 1130-2-540, Environmental Stewardship Operations and Maintenance Policies.
- bg. ER 1130-2-550, Recreation Operations and Maintenance Policies.
- bh. ER 1165-2-30, Acceptance and Return of Required, Contributed or Advanced Funds for Construction or Operation.
- bi. ER 1165-2-400, Recreation Planning, Development, and Management Policies.
- bj. EP 310-1-6, Graphics Standards Manual.
- bk. EP 310-1-6a, Corps of Engineers Sign Standards Manual, Vol 1.
- bl. EP 310-1-6b, Corps of Engineers Sign Standards Manual, Vol 2.
- bm. EP 690-1-11, Command-wide Recruitment and Outreach Materials.
- bn. EP 690-2-2, Career Development Guide for Civil Works Natural Resources Management Team Members.
- bo. EM 385-1-1, Safety and Health Requirements Manual.
- bp. EM 1110-1-400, Recreation Planning and Design Criteria.
- bq. EM 1110-2-38, Environmental Quality in Design of Civil Projects.

EP 1130-2-550
15 Nov 96

- br. EM 1110-2-400, Recreation Planning and Design Criteria.
- bs. EP 1130-2-434, Volume 1-5, JS, DI, FS, Interpretive Services and Outreach Program.
- bt. Waterways Experiment Station Instruction Report R-81-1, " A Guide to Cultural and Environmental Interpretation in the U.S. Army Corps of Engineers" and "Supplements," National Technical Information Service (NTIS), 5285 Port Royal Road, Springfield, VA 22161.
- bu. Interagency Agreement of Operations and Guidelines Between Federal Prison Industries, U.S. Bureau of Prisons and U.S. Army Corps of Engineers, October 27, 1992.
- bv. Interpreting Our Heritage, Tilden, Freeman; the University of North Carolina Press, 1967.
- bw. Interpreter's Handbook Series, Contact: Dr. Michael Gross, College of Natural Resources, University of Wisconsin - Stevens Point, Stevens Point, WI, 54481.
- bx. The Great Outdoors Funbook, U.S. Army Corps of Engineers, 1993.
- by. Environmental Review Guide for Operations (ERGO) Compliance Assessment Manual.

APPENDIX B
INTERAGENCY COORDINATION REQUIREMENTS

The following table shows some of the common legal requirements for interagency coordination which may be applicable in the preparation, approval, and implementation of a MP. It should be noted that this is not a complete list, as there are numerous other requirements which might apply in particular situations or to particular projects. Also, this list defines only minimum requirements and should not be construed to limit coordination.

Table B-1

<u>SITUATION WHICH TRIGGERS THE NEED FOR COORDINATION</u>	<u>AGENCY OR AGENCIES INVOLVED</u>	<u>REFERENCES/ DISCUSSION</u>
1. Environmental Impact Statement or supplement is prepared.	Federal, state and local government agencies.	National Environmental Policy Act (para 6); ER 200-2-2.
2. Significant changes are proposed to recreation.	National Park Service	Under the Federal Water Project Recreation Act (Appendix A, para. 3), the views of Interior are incorporated into project planning. If there is a subsequent change it should be reCOORDINATED.
3. Significant changes are proposed to fish and wildlife.	Fish and Wildlife Service and State Fish Wildlife	Same as above under the Federal Water Project Recreation Act. Also, under the Fish and Wildlife Coordination Act (Appendix A, para. 5), coordination with FWS and the state agency is required. ER 1105-2-100.
4. An endangered, Threatened, or proposed species or designated critical habitat may be affected by a proposed action.	Fish and Wildlife Service and/or National Marine Fisheries Service	Endangered Species Act (Appendix A, para. 6); ER 1105-2-100.
5. An action is proposed which will result in flooding of archeological data.	National Park Service	Archeological and Historic Preservation Act (Appendix A, para. 8); ER 1105-2-100.
6. An activity may cause loss or destruction of important scientific, historical, or archeological data.	National Park Service	Same as above.

EP 1130-2-550
15 Nov 96

<u>SITUATION WHICH TRIGGERS THE NEED FOR COORDINATION</u>	<u>AGENCY OR AGENCIES INVOLVED</u>	<u>REFERENCES/ DISCUSSION</u>
7. An action that may effect any district, site, building, structure, or object that is on or is eligible for the National Register of Historic Places.	Advisory Council on Historic Preservation and State Historic Preservation Officer	National Historic Preservation Act (Appendix A, para. 8); ER 1105-2-100.

APPENDIX C

VISITOR CENTER CHECKLIST

(SCALE is based on 1 = poor to 5 = very good)

C-1. Visitor Reception

- a. Is the approach to the facilities inviting?.....1 2 3 4 5
 - (1) Are sign directions clear and concise?.....1 2 3 4 5
 - (2) Are there negatively worded signs?.....Y N
 - (3) Is parking easy and convenient?.....1 2 3 4 5
 - (4) Is parking provided for persons with disabilities?.....Y N
 - (5) Are there barriers to handicapped?.....Y N

- b. Does the visitor center establish a friendly and welcome mood?.....1 2 3 4 5
 - (1) Are the surroundings warm and friendly?.....1 2 3 4 5
 - (2) Is there a personal welcome message?.....1 2 3 4 5
 - (3) Is there an orientation map of the building?.....Y N
 - (4) Is there an orientation map of the project?.....Y N
 - (5) Do the exhibits invite participation or involvement?.....1 2 3 4 5
 - (6) Are any exhibits directed toward children?.....Y N
 - (7) Can all exhibits be viewed by children?.....Y N
 - (8) Are exhibits of the appropriate size and proportion to the space available?.....Y N
 - (9) Are the messages on exhibits of appropriate size for easy reading, including the visually impaired?.....Y N
 - (10) Are the exhibits done in a color scheme that is warm and inviting?.....Y N
 - (11) Are there interior architectural barriers for persons with disabilities?.....Y N
 - (12) Is there a good traffic flow through the exhibit and display area?.....Y N

- c. Is there a central theme to interpretive material?.....1 2 3 4 5
 - (1) Does any one subject dominate the others?.....Y N

- (2) Identify any subjects that dominate....._____
- (3) If one subject dominates, is it appropriate?.....Y N
- (4) Are the exhibits arranged in logical order?.....Y N
- (5) Can you define the objectives of the major displays and exhibits?.....Y N
- (6) Do these objectives fit into a central theme?.....Y N
- d. Is the text for interpretive material easy to understand?.....1 2 3 4 5
 - (1) Is it in layman's terms?.....1 2 3 4 5
 - (2) Does it avoid or explain technical jargon?.....1 2 3 4 5
 - (3) Is it too long or tedious?.....1 2 3 4 5
- e. Is the audio visual material easy to understand?.....1 2 3 4 5
 - (1) Is it in layman's terms?.....1 2 3 4 5
 - (2) Does it avoid or explain technical jargon?.....1 2 3 4 5
 - (3) Is it too long or tedious?.....1 2 3 4 5
- f. Are various techniques of displays used, i.e., audio-visual, artifacts, flat wall, etc.?.....1 2 3 4 5
 - (1) Percentage of exhibits that are primarily audiovisual..._____%
 - (2) Percentage of exhibits that are primarily auditory....._____%
 - (3) Percentage of exhibits that are primarily text....._____%
 - (4) Percentage of other exhibits....._____%
 - (5) Percentage of exhibits primarily active....._____%
 - (6) Percentage of exhibits primarily passive....._____%
- g. Do most of the exhibits and displays utilize standard off-the-shelf equipment, i.e., video decks, monitors, dissolve units, slide projectors, etc....._____ %
 - (1) Percentage of equipment that is standard....._____ %
 - (2) Percentage of equipment that is custom built....._____ %
- h. Has an interpretive prospectus been prepared?.....Y N
 - (1) Date prospectus scheduled/completed....._____
 - (2) Have recommendations been implemented? If no, explain in Section 6, Comments.....Y N

C-2. Information Brochures and Folders

- a. Do they include information we wish to convey to the public as well as information the public would like to receive?.....1 2 3 4 5
- b. Are brochures available at visitor facilities?.....Y N
- c. Are they displayed attractively?.....1 2 3 4 5
- d. Is it obvious that these are free to the public?.....Y N

C-3. Operations

- a. Is the staffing (Corps or contractor) adequate?.....1 2 3 4 5
 - (1) Are self-guided tours used?.....Y N
 - (2) Do they stand on their own?.....Y N
 - (3) Can the visitor use the center without additional information from the staff?.....Y N
 - (4) Is the staff readily accessible to the public?.....Y N
 - (5) Is there a reception area near the entrance?.....Y N
 - (6) Is the reception desk manned?.....Y N
 - (7) Is the staff knowledgeable about the displays and the Corps?.....Y N
 - (8) How many people work directly in the center?....._____
 - (9) Is reduced staffing an option?.....Y N
- b. Does the visitor center receive adequate use by the public?.....1 2 3 4 5
 - (1) What is the annual visitation?....._____
 - (2) What is the peak month for visitation?....._____
 - (3) Is the facility visitation appropriate for its location and market area? If no, explain in Section 6, Comments.....Y N
 - (4) Is the facility visitation appropriate for its size? If no, explain in Section 6, Comments.....Y N
 - (5) Is the visitation primarily local, repeat or transient?....._____
 - (6) Is the center made available to school and community groups?.....Y N
 - (7) Does the staff contact schools and groups and invite them to the center?.....Y N
 - (8) Do these groups regularly visit?.....Y N

EP 1130-2-550
15 Nov 96

- (9) Is the center available to groups by special arrangements outside of regular office hours?.....Y N
- (10) What other actions have been taken to encourage visitation?....._____
- c. Are hours of operation convenient for the visitor?.....Y N
 - (1) Are the hours of operation posted where they can be seen?.....Y N
 - (2) Summer hours of operation:
Days of the week.....S M T W T F S
Hours of the day....._____
 - (3) Winter hours of operation:
Days of the week.....S M T W T F S
Hours of the day....._____
- d. Are the physical conditions in the building appropriate?.....1 2 3 4 5
 - (1) heating.....1 2 3 4 5
 - (2) air conditioning.....1 2 3 4 5
 - (3) lighting.....1 2 3 4 5
 - (4) drinking fountains.....1 2 3 4 5
 - (5) restrooms.....1 2 3 4 5
- e. Is the building adequate in terms of visitor capacity and configuration?.....1 2 3 4 5
- f. Have there been any incidents of vandalism or theft in the past two years?.....Y N
 - (1) how many....._____
 - (2) how severe....._____
 - (3) any particular target? what?....._____
- g. Are adequate security devices installed?.....Y N
 - (1) door and window alarms?.....Y N
 - (2) sound and movement detectors?.....Y N
 - (3) closed circuit TV?.....Y N
 - (4) fire alarms?.....Y N
 - (5) smoke detectors?.....Y N
- h. What percentage of the time are the main exhibits operational?....._____

- i. If there is a main audiovisual presentation, what percentage of the time is it operational?....._____ %
 - j. Is there an adequate supply of all types of backup equipment, e.g., projectors, tape players, etc.?.....1 2 3 4 5
 - k. Are funds adequate for operation of the center?.....Y N
 - l. Are there interpretive facilities outside of the visitor center?.....Y N
 - (1) Are they integrated into the total program?.....Y N
 - (2) Are they effective?.....Y N
 - (3) Do they make maximum use of the natural assets of the site?.....Y N
 - (a) nature trail.....1 2 3 4 5
 - (b) overlook.....1 2 3 4 5
 - (c) physical feature.....1 2 3 4 5
 - (d) nature features.....1 2 3 4 5
 - (e) historical archeological.....1 2 3 4 5
- Overall Rating for the Visitor Center.....1 2 3 4 5

C-4. Comments

Evaluator Title Phone

APPENDIX D

FOR ILLUSTRATION PURPOSES ONLY
(Local reproduction authorized - blank
masters available from local FMO)

CERTIFICATE OF AUTHORITY
TO ISSUE CITATIONS

BADGE NUMBER: _____

_____ DATE

By authority of Section 234, Flood Control Act of 1970 (Title II, PL 91-611), I hereby certify that _____ is authorized to issue citations for violations of Title 36, CFR Chapter III, for the purpose of executing the provisions of said law.

This authority is derived from the "Designation of Persons Authorized to Issue Citations" made by the Chief of Engineers pursuant to said Section 234, and from my certification as to this employee in accordance with said "Designation":

(a) The employee's principal duties relate to recreation or natural resources management (which may include, but are not limited to, duties as a ranger or resources manager).

(b) The employee needs citation authority in order to perform his/her duties in the most efficient manner.

(c) The employee has the aptitude, temperament, personality, experience, and ability to exercise citation authority properly.

(d) The employee has been adequately trained in citation procedures.

*Expiration date: _____

(Signature of District Commander)

*Note. The date for permanent employees may be indefinite; for temporary employees the date will not exceed the term of appointment.

ENG Form 5036-R, Nov 92.

APPENDIX E

Visitor Assistance Training Curriculum

E-1. General Requirements.

a. All employees must complete the Basic Visitor Assistance Training Curriculum, Modules 1a through 1d, prior to receiving citation authority. This curriculum is classified as mission-essential mandatory Priority 1 training for those employees having citation authority as part of their job description. These modules may be completed in any order. Districts must temporarily suspend citation authority for any current employee who has not successfully completed the basic training requirements (Modules 1a through 1e). Table E-1 summarizes the Module 1 basic training requirements.

b. Employees who wear the Natural Resources Management (NRM) Park Ranger uniform, but do not have citation authority as a functional responsibility, must receive, at a minimum, training Module 1b (First Aid/CPR), Module 1c (Blood-borne Pathogen) and Module 1e personal protection during their first year of employment.

E-2. Module 1: Basic Visitor Assistance Training Curriculum.

a. Module 1a: Visitor Assistance Program for Natural Resources Management Course.

(1) All employees requiring citation authority must take the HQUSACE-sponsored PROSPECT Course # 147, *Visitor Assistance Program (VA) for Natural Resources Management* (36 hours). Module 1f (MSC/ District Visitor Assistance Course) may be substituted for temporary citation authority (authority will be valid up to three years).

(2) Course provides basic instruction to execute visitor assistance duties and covers history, philosophy, policy, liability, authority, jurisdiction, enforcement procedures, image, tactical communication, situational analysis, unarmed self-defense, and Pepper Spray certification. This course provides the basic personal protection training requirements necessary to obtain citation authority.

(3) Districts can request an "On-Site" Visitor Assistance PROSPECT Course by contacting the lead instructor and the Registrar, Professional Development Support Center (PDSC), Huntsville at least six months in advance of the training need. The host district is responsible for logistics, student registration, instructor salary, travel per diem charges, and other administrative requirements and costs of the course. Arrangements and confirmation will be based on instructor availability and other factors. An approved On-Site PROSPECT course fully satisfies the Module 1a training requirement.

Table E-1
 Module 1: Basic Visitor Assistance Training Curriculum

	Course Title	Employees Requiring Citation Authority	Employees Wearing the NRM Uniform (who <u>do not</u> have citation authority as a functional duty)
Module 1a	Visitor Assistance for NRM (PROSPECT Course #147) (36 hours)	*	Optional
Module 1b	First Aid/CPR - (minimum 9 hours)	*	**
Module 1c	Blood Borne Pathogen (length varies)	*	**
Module 1d	Local-supplemental (length varies)	*	Optional
Module 1e	Personal Protection	* Module 1a or 1f satisfies this requirement)	** The personal protection training contained in Module 1a, 1f or 2a (Refresher training) satisfies this training requirement
Module 1f	MSC / District Visitor Assistance Course (36-40 hours)	For employees waiting to take Module 1a. Provides citation authority for three years. Course must be approved in advanced by HQUSACE.	Optional
Module 1g	Pepper Spray – Basic Oleoresin Capsicum Aerosol Training (OCAT) Course (6 hours)	For eligible & authorized employees as stipulated in Appendix K. Module 1a (completed after 1 Oct 03) satisfies this requirement	For eligible & authorized employees as stipulated in Appendix K. Module 1a (completed after 1 Oct 2003) satisfies this requirement

* Required training prior to receiving citation authority

** Required training

b. Module 1b: First Aid / Cardiopulmonary Resuscitation (CPR) Training.

(1) All employees authorized to wear the NRM Uniform must complete the 9-hour *Red Cross Community First Aid and Safety Course* (or equivalent as determined by the operations project manager). This course provides basic instruction to recognize and care for breathing and cardiac emergencies in adults, children and infants. It also provides instruction on how to identify and care for life-threatening bleeding, sudden illness, injuries and the proper use of Automated External Defibrillators. The American Heart Association may be used for CPR instruction.

(2) Advanced first aid training equivalent to the U.S. Department of Health and Human Services “First Responder - National Standard Curriculum Course” (provided by some American Red Cross Chapters as “*Emergency Response*”) is recommended for employees with citation authority in locations where the emergency medical response time is 15 minutes or greater.

(3) Increased first aid training up to Emergency Medical Technician Basic (EMT Basic) is authorized for a minimum number of selected permanent staff members at the discretion of the operations project manager.

(4) The purchase, training and use of Automated External Defibrillators (AED's) are authorized in accordance with EM 385-1-1, USACE Safety and Health Requirements Manual.

c. Module 1c: Blood Borne Pathogen Training.

(1) All employees authorized to wear the NRM Uniform must complete the standard MSC/District developed blood-borne pathogen training course, or other equivalent training such as the Red Cross Preventing Disease Transmission course, as per EM 385-1-1, USACE Safety and Health Requirements Manual.

(2) Employees shall be offered preventive vaccinations for blood-borne pathogens as per EM 385-1-1 and 29 CFR 1910.1030. Preventive vaccinations are not a condition of employment.

d. Module 1d: Local Supplemental Training.

(1) All employees requiring citation authority must receive district/project level supplemental training to include program implementation guidance, district procedures and project on-the-job training to satisfy regional and local needs. See Table E-2 for a sample training checklist. Offices may expand and otherwise modify the list to fit regional and local requirements. A checklist must be completed and maintained on file for each visitor assistance employee with citation authority.

(2) Training can be accomplished through a mix of centralized classroom instruction, project meetings and actual on-the-job training and exercises with a more senior park ranger who has citation authority.

Table E-2
 Sample Training Checklist -- Module 1d: Local Supplemental Visitor Assistance

<u>COMPETENCY</u>	<u>DATE</u> (completed)	<u>INITIALS</u> <u>Employee/Supervisor</u>		<u>COMMENTS</u>
VA Policy /Authority				
Report Writing / Fact Finding				
Written Warnings & Citations				
Log / Record Keeping				
Magistrate Court System				
Central Violations Bureau				
Forfeiture Schedule				
Law Enforcement Agreements				
State and Local Laws				
Patrol Procedures				
Emergency Procedures				
Radio / Equipment Operation				
Local Gang / Cult Awareness				
Local Drug Activity				
Cooperating Agencies				

e. Module 1e: Personal Protection Training. Employees who do not have citation authority as part of their functional duties (and who have not attended the Module 1a or 1f course) but wear the NRM uniform must receive, at a minimum, four hours of personal protection training equivalent to the personal protection requirements contained in Module 2a (Refresher Training) course. The Visitor Assistance for NRM PROSPECT Course (Module 1a) and the MSC/District Visitor Assistance Course (Module 1f) meet the initial personal protection training requirements for all NRM employees.

f. Module 1f: MSC/District Visitor Assistance Course.

(1) MSC/Districts may develop and conduct a 36-40 hour regional visitor assistance course for the purposes of providing immediate citation authority for employees waiting to take the *Visitor Assistance Program for NRM* (Module 1a) course or temporary employees with an expected tour of duty of three years or less. This course provides citation authorization for a maximum of three years from the date of the training and cannot be extended beyond the three year period unless the individual attends Module 1a training.

(2) This Course provides basic instruction to execute visitor assistance duties; covers history, philosophy, policy, liability, authority, jurisdiction, enforcement procedures, image and personal protection, as well as the optional Oleoresin Capsicum Aerosol Training (OCAT) Pepper Spray certification program. See Table E-3 for required course content. The initial course must be approved in advance by HQUSACE. Subsequent courses do not require approval unless substantial changes are made to the curriculum or method of instruction.

(3) Employees must also complete Modules 1b-1d prior to receiving citation authority.

(4) This course may be used as a substitute for the Module 2 (Refresher Training) course in order to satisfy the refresher training requirement for employees with current citation authority.

Table E-3
 Required Course Content -- Module 1f: MSC/District VA Citation Authority Course

SUBJECT	HRS	DESCRIPTION	DELIVERY
Visitor Assistance Policy	2-3 hrs	Review regulations governing VA program; identify program boundaries / scope of employment authority; define terms; place emphasis on lowest level of enforcement; relate experiences	USACE VA PROSPECT Course Instructor – travel and diem paid by the host MSC. Training via VA Policy Video or video teleconference is permitted when approved by the lead instructor.
History and Development	.5 - 1 hr	Historical review of USACE and VA program through events, legislation, and regulations; highlight current organizational structure	MSC/District VA coordinator or employee versed in the VA program
Title 36 Code of Federal Regulations	3 - 5 hrs	Full review of Title 36 with emphasis on recent regulation changes and critical areas of concern; exchange experiences and define limits of authority to provide alternative solutions to situations	MSC/District VA coordinator or employee versed in the VA program

Title 18 / Other Rules and Regulations	.5 - 1 hr	Review Title 18 legislation; identify relationship of Title 18 to VA program; describe proper procedures to follow regarding forcible assaults; identify Title 18 situations; and discuss related regulations	MSC/District VA coordinator or employee versed in the VA program
Demographics & Title 36 Results	1 - 2 hrs	Provide overview of project visitors for greater understanding and management; discuss user and visitation trends; identify management concerns and solutions through recent Title 36 results	MSC/District VA coordinator or employee versed in the VA program
Enforcement	3 - 5 hrs	Define USACE policy on enforcement priorities; identify methods for effective patrols and for observing and reporting facts clearly and concisely; discuss proper approach techniques and ways to respond to various enforcement situations and proper completion of warning and citation forms	MSC/District VA coordinator or employee versed in the VA program
Ranger Image	.5 - 1 hr	Discuss importance of maintaining professional appearance, attitude, and the proper wear of the uniform; discuss why ranger actions are magnified to the public; identify unethical and illegal concerns; identify ways a ranger can contribute positively to USACE public relations program	MSC/District VA coordinator or employee versed in the VA program
Magistrates Courts; Authority and Jurisdiction	2 - 3 hrs	Discuss basics steps in the trial of a citation case; identify rules of evidence applied in Magistrate Court; provide guidelines for testifying and proper use of notes and memos in testimony; highlight the four types of Federal jurisdiction	Office of Counsel representative fully knowledgeable of the VA program
Torts / Legal Constraints	1-2 hrs	Discuss circumstances where the government is liable for injuries to others and where the park ranger may be held personally liable	Office of Counsel representative fully knowledgeable of the VA program
Tactical Communication and Situation Analysis	8-10 hrs	Methods to gain compliance through persuasion; defusing situations to avoid conflict; redirecting uncooperative visitors to obtain a positive outcome; recognizing potentially dangerous situations and reducing the risk of attack; identification of gangs, drugs and mental subjects; discussion of local enforcement issues	Corps employee trained and certified in this subject matter or contractor proficient in conducting tactical communication, situational analysis, and personal protection training (private vendor, law enforcement agency, university) *

Personal Protection/ Unarmed Self Defense/ Pepper Spray Certification	8-12 hrs	Conduct unarmed, open-handed self-defense techniques; apply self-defense control and survival techniques; discuss the basic personal protection principles and concepts and how they relate to the VA program. Conduct basic OCAT course to provide Pepper Spray certification (optional).	Pepper Spray training must be conducted by OCAT contractor or by a Corps employee who has completed the OCAT Train-the-Trainer Course* Note: The Corps policy portion of this course must be conducted by a qualified Corps employee
--	----------	--	---

* All or a portion of these sessions can be conducted under contract. Subject matter must be in full compliance with USACE policy. Sponsoring office must ensure that the contractor is fully knowledgeable and supportive of the VA program (including philosophy, policy, objectives, authority limitations, etc.) prior to conducting the training.

g. Module 1g: Oleoresin Capsicum (Pepper Spray) Training. All eligible NRM program employees authorized within their MSC command may carry and use Pepper Spray as a self-protection tool in the line of duty. Training must be conducted under the USACE Pepper Spray Training Program in accordance with Oleoresin Capsicum Aerosol Training (OCAT) industry standards as highlighted within this Appendix and as detailed in Appendix K, Oleoresin Capsicum Program. Pepper Spray training can be obtained from Module 1a or 1f, or from an MSC/District-sponsored OCAT course conducted by a qualified contractor or Corps employee.

E-3. Module 2: Refresher Visitor Assistance Training Curriculum.

a. Module 2a: Annual Refresher Visitor Assistance Training for NRM. All employees with citation authority must receive a minimum of 8 hours of annual refresher training to include visitor assistance policy /authority review, program update, Title 36, enforcement procedures, ranger image, Magistrate Court, authority and jurisdiction, torts / legal consideration, local issues (visitor demographics, gang, cult, drug awareness) and personal protection (tactical communication, situational analysis and hands-on unarmed self defense - minimum 2 hours). All or a portion of the personal protection session can be conducted under contract. Subject matter must be in full compliance with HQUSACE policy. Sponsoring office must ensure that the contractor is fully knowledgeable and supportive of the Visitor Assistance program (including philosophy, policy, objectives, authority limitations, etc.) prior to conducting the training. A HQUSACE-sponsored interactive computer-based training course called *Safe Self*, has been developed and may be used to satisfy the tactical communication training requirement.

b. Module 2b: Personal Protection Training (for employees without citation authority). Personal protection training for employees with citation authority is covered in the above paragraph. All employees who wear the NRM uniform, but do not have citation authority as a functional duty, must receive 4 hours of personal protection training annually. The personal protection training contained in Module 2a or the *Safe Self* interactive computer based training course both satisfy this annual requirement.

c. Module 2c: Medical Training Recertification. All employees with required medical training must receive refresher training necessary to maintain certification in previously acquired medical training courses. CPR and Blood-borne Pathogen training must be taken annually and First Aid training must be taken every two years or as often as necessary to retain vendor required certification and competencies.

d. Module 2d: Pepper Spray Recertification Training. In accordance with Appendix K, paragraph K-11, all employees who are certified to carry Pepper Spray must attend a Corps-

sponsored OCAT refresher training (every two years for employees who have completed the basic course and every four years for employees who have completed the Train-the-Trainer course) to maintain certification. Employees with Train-the-Trainer certification must be re-authorized each year by the vendor.

Table E-4
Module 2: Refresher Visitor Assistance Training Curriculum

	Course Title	Employees with Citation Authority	Employees Wearing the NRM Uniform, but <u>do not</u> have citation authority as a functional duty
Module 2a	<u>Annual Refresher VA Training for NRM</u> (8 hours)	*	Optional
Module 2b	<u>Personal Protection Training</u> (4 hours)	<u>N/A (training contained in Module 2a)</u>	** The personal protection training in Module 2a or the <i>Self-Safe</i> interactive computer-based training course satisfies this training requirement
Module 2c	Medical Recertification (length varies)	***	***
Module 2d	Pepper Spray Recertification (per industry / OCAT standards)****	***	***

* Required training to maintain citation authority

** Required training

*** Required training to maintain certification

**** Course can be conducted by an OCAT contractor or by a Corps employee with OCAT Trainer certification

E-4. Module 3: Visitor Assistance Management and Policy.

a. All NRM personnel at the project, district and MSC levels who plan and manage the Visitor Assistance Program must take the 20 hour *Visitor Assistance Management and Policy* PROSPECT course within two years of acquiring this leadership position (except as specified in the following paragraph). Operations project managers, Corps security specialists, Corps military personnel serving in a security capacity, and rangers at the GS-9 level and above are also encourage to attend the course.

b. Employees who have attended the Visitor Assistance Program for NRM (Module 1a) within the past 5 years should not schedule this course.

c. The course provides an overview of the Visitor Assistance Program to promote consistency in Visitor Assistance policy application and explore alternative management techniques and practical applications. Topics covered include policy status and direction of the Visitor Assistance Program, Title 18, Title 36, communications, and legal liabilities. This module does not satisfy any of the requirements for obtaining or maintaining citation authority.

APPENDIX F

FOR ILLUSTRATION PURPOSES ONLY
(Local reproduction authorized - blank
masters available from local FMO)

CANCELLATION OF
CERTIFICATE OF AUTHORITY
TO ISSUE CITATIONS

DATE

The "Certificate of Authority to Issue Citations" issued to

_____ on _____,
(Name of Employee)

number: _____, is hereby canceled.

(Signature and Title of District Commander)

ENG Form 5036-1-R, Nov 92

APPENDIX G
ALTERNATIVE MANAGEMENT TECHNIQUES

G-1. Physical Control Techniques.

- a. Closing of areas. This includes the closing of areas at night, when capacities have been reached, during off season periods, campgrounds at appropriate hours, or areas where vandalism and rowdyism are frequently encountered.
- b. Fencing or other barriers.
- c. Managing appropriate use of area facilities, e.g., vehicles should be restricted to designated roads and parking facilities and camping to designated sites.
- d. Use of entrance control stations.
- e. Contract gate/park attendants. Volunteer campground hosts.
- f. Security lights.
- g. Use of mechanical and electrical surveillance systems.
- h. Appropriate signing.
- i. Prohibition of alcohol consumption, with appropriate local and district support.
- j. Physical Security Surveys and Crime Prevention Surveys.

G-2. Planning and Design Techniques.

- a. Single entrances to areas.
- b. Vandal resistant facilities.
- c. Road design to control excessive speeds. When performing normal maintenance or during times of major renovation work, roads should be designed with an emphasis on safety.
- d. Separation of user types, i.e., camping versus day use.
- e. Handicapped facilities.
- f. Lighting, or opening, of areas to facilitate visibility.
- g. Providing overflow areas.
- h. Establishing areas for special uses, such as off-road vehicle paths and trails.
- i. Consolidate recreation areas.

- j. Location of operation and maintenance facilities.
- k. Informational bulletin boards at area entrances.

G-3. Surveillance Techniques.

- a. Computer data system.
- b. Improved reporting systems on violations to enhance field investigations.
- c. Use of authorized user surveys.
- d. Inter and intra-agency data exchange and coordination on common problems and activities.
- e. Expanded alternative surveillance techniques. The routine land surveillance activities should be supplemented with air and water inspections, as required.
- f. Inter-governmental agency coordination on surveillance activities(s).

G-4. Public Involvement.

- a. Cooperative Law Enforcement Agreements.
- b. Contingency plans.
- c. Citizen committees.
- d. Expanded Public Information programs.
- e. Safety councils.
- f. Shoreline/lake cleanup campaigns.

G-5. Project Plans.

- a. Ranger manuals.
- b. Operational Management Plans.
- c. Security plans.
- d. Scheduling personnel to meet project needs.
- e. Immediate vandalism repair and litter removal.

G-6. Employee Training and Professionalism.

G-7. Standardize Vehicles.

G-8. Service Contracts.

G-9. Communications.

APPENDIX H

FORMAT FOR AGREEMENT FOR LAW ENFORCEMENT SERVICES

COOPERATIVE AGREEMENT BETWEEN THE UNITED STATES OF AMERICA AND
(STATE OR POLITICAL SUBDIVISION) FOR THE PROVISION OF LAW
ENFORCEMENT SERVICES

This agreement, entered into this _____ day of _____ 19____, by the U.S. Army Corps of Engineers (district) (hereinafter referred to as the Corps) and (state or Political subdivision) (hereinafter referred to as the Cooperator). Witnesseth that:

WHEREAS, the construction of the _____ (hereinafter called the "Project") was authorized by the _____ Act, approved _____ (Public Law _____), and the provision of recreation, resources in (state of political subdivision) was authorized by (the same) *((the provision of (the Federal Water Project Recreation Act of 1965) *Section 4 of the 1944 Flood Control Act, as amended (16 USC 460d)); and

WHEREAS, it is the responsibility of the Corps, in administering the Project lands, to provide the public with safe and healthful recreational opportunities; and

WHEREAS, the Cooperator has the authority to enforce the state and local laws for (law enforcement jurisdiction) on such lands, and WHEREAS, Section 120 of the Water Resources Development Act of 1976 (Public Law 94-587) authorizes the Corps to contract with states and their political subdivisions for the purpose of obtaining increased law enforcement services on Project lands to meet needs during peak visitation periods; and

WHEREAS, it is in the best interests of the Corps to obtain the assistance of the Cooperator in the enforcement of state and local laws on Project lands.

NOW, THEREFORE, the parties hereto mutually agree as follows:

Article 1. Plan of Operation.

(a) The Corps and the Cooperator have agreed to a Plan of Operation which describes the scope and extent of law enforcement services to be provided by the Cooperator in accordance with this agreement. Such Plan of Operation, as concurred in by the Cooperator, is attached hereto as Appendix A and made a part hereof.

(b) It is recognized and understood that the Corps and the Cooperator may, at the request of either, renegotiate the Plan of Operation. The renegotiated Plan of Operation shall, upon written acceptance thereof by both parties, supersede Appendix A.

Article 2. Obligations of the Cooperator.

(a) The Cooperator agrees to furnish law enforcement services as follows:

Select applicable authority for the recreation development.

(1) Normal, emergency, or unanticipated enforcement of civil and criminal laws of the state and local jurisdiction on Project lands and waters without claim for reimbursement under this agreement.

(2) The enforcement of the civil and criminal laws of the state and (local jurisdiction) on Project lands in accordance with the schedules and duties describe in the Plan of Operation, with payment by the Corps in accordance with Article 3 of this agreement.

(b) The Cooperator agrees to provide personnel, equipment, and supplies which are required in order to provide the law enforcement services requested by the Corps in accordance with subparagraph (a) above.

(c) The Cooperator agrees to prepare a Daily Enforcement Log of a format provided or approved by the Corps and to submit this log to the Corps at least once a month throughout the effective period of the current Plan of Operation.

(d) The Cooperator agrees to assign only those personnel who are qualified and trained pursuant to the requirements of state and local laws and regulations to undertake the law enforcement services to be provided under Article 2(a)(2). Where state and local standards for the qualifications of law enforcement personnel do not exist, the Cooperator will advise the Corps of the experience, qualifications and training of those personnel expected to be assigned law enforcement duties under this agreement and assign such duties to them only with the approval of the Corps.

Article 3. Obligation of the Government. Subject to the availability of funds, the Corps Agrees to pay the Cooperator for the total cost of the law enforcement services to be provided in accordance with the obligations agreed to be undertaken by the Cooperator in Article 2(a)(2), including the costs of operation and maintenance of such equipment as is required for the provision of such services identified in the Plan of Operation under Article I. At the request of the Cooperator, partial payments may be made as the law enforcement services are performed based on billings as identified in the Plan of Operation under Article I and approved by the Corps.

Article 4. Period of Services. The period of this agreement shall be from the date of execution until terminated by mutual agreement, or on written notice from either party to the other, as set forth in Articles 6 and 10.

Article 5. Disputes. (Insert the clause in DAR 7-103.12.)

Article 6. Default. In the event that either party to this agreement fails to meet any of its obligations hereunder, the other party may immediately terminate the whole or any part of this agreement. Such termination shall be effected by written notice of either party to the other.

Article 7. Exclusion of Federal Employee Benefits. It is understood and agreed that the services to be provided by the Cooperator and its employees shall not be considered to fall within the scope of Federal employment, that the Cooperator and its employees shall not be considered as agents or employees of the Federal Government, and that none of the benefits of Federal employment will be conferred under the terms of this agreement.

Article 8. Release of Claims. The Cooperator agrees to hold and save the Corps, its officers, agents or employees, harmless from liability of any nature or kind, for or on account of any claims for damages that may arise during the performance of the law enforcement services by the Cooperator under this agreement.

Article 9. Transfer or Assignment. The Cooperator shall not transfer or assign this agreement, nor any rights acquired thereunder, nor grant any interest, privilege, or license whatsoever in connection with this agreement without the approval of the Corps.

Article 10. Termination for Convenience. The Corps or Cooperator may, on 30 days written notice, terminate this agreement, in whole or in part, when it is in the best interests of either party. If this agreement is so terminated, the Corps shall be liable only for payment in accordance with the payment provisions of this agreement for services rendered prior to the effective date of termination (DAR 7-1902.16).

Article 11. Equal Opportunity. (Insert the clause in DAR 7-103.18(a).)

Article 12. Gratuities. (Insert the clause in DAR 7-104.16.)

Article 13. Examination of Records by Comptroller General. The Cooperator agrees that the Comptroller General of the United States or any of his duly authorized representatives shall, until the expiration of three years after final payment under this agreement or such less time specified in Appendix M of the Defense Acquisition Regulation have access to and the right to examine any directly pertinent books, documents, papers, and records of the Cooperator involving transactions related to this agreement.

Article 14. Audit by Department of Defense. Upon request, the Cooperator shall provide, and the Corps shall have the right to examine, books, records, documents, and other evidence of accounting procedures and practices, sufficient to reflect properly all direct and indirect costs of whatever nature claimed to have been incurred and anticipated to be incurred for the performance of this agreement.

Article 15. Any changes in the provisions of this agreement which are necessary and proper will be made by formal amendment signed by both parties.

IN WITNESS HEREOF, the parties hereto have executed this agreement, as of the day and year first written above.

U.S. ARMY CORPS OF ENGINEERS

STATE OR POLITICAL
SUBDIVISION

BY _____
Colonel, Corps of Engineers
District Engineer

BY _____

DATE _____

DATE _____

EP 1130-2-550
15 Nov 96

(Necessary approvals and countersignatures required by state or political subdivisions with respect to execution on behalf of the state or political subdivision must be ascertained by the Cooperator and his counsel and added to the signature block.)

APPENDIX I

REPORTING REQUIREMENTS FOR LAW ENFORCEMENT COOPERATIVE AGREEMENTS THROUGH THE NRMS

I-1. All projects with reporting responsibilities will report the following information through the Natural Resource Management System (NRMS) (RCS CECW-O-39(R2)). Specific reporting details are found in the NRMS users manual.

I-2. Information requirements for annual reports on cooperative agreements for law enforcement services are as follow:

a. Total Number of Cooperative Agreements - Report the total number of cooperative agreements for increased law enforcement services in effect during the fiscal year. In cases where one cooperative agreement is applicable to more than one reporting project, each project will count the agreement in computing the project total.

b. Total Funds Paid to Cooperating Agencies - Report the total amount of funds paid to agencies cooperating for increased law enforcement services during the fiscal year. If one cooperative agreement is applicable to more than one project, each project will report the funds expended in the project's 16.01 account.

c. Total Administrative Costs - Report the total costs associated with the administration of the cooperative agreements for increased law enforcement services. If one cooperative agreement(s) is applicable to more than one project, each project will report the amount of their funds expended in administration of the agreement.

d. Total Man-Hours of Increased Law Enforcement Service - Report the total number of man-hours of increased law enforcement services realized as a result of the fiscal year cooperative agreement(s) for law enforcement service. If one cooperative agreement is applicable to more than one project, each project will report the man-hours of increased service provided to that project.

e. Total Number of Law Enforcement Actions - Report the total number of written warnings, citations, and arrests issued on the project by cooperating agencies while conducting the services specified in the agreement(s) for increased law enforcement. (Note: Two actions against the same person should be reported as two separate actions.)

APPENDIX J

VISITOR ASSISTANCE VEHICLE MARKING GUIDE

J-1. Visitor Assistance Vehicle Marking.

a. The diagram below is a guide for the location of the "PARK RANGER" designation and Corps Communication Mark and Signature which should be placed on the right and left front side doors of Corps vehicles primarily used by Natural Resources Management personnel performing visitor assistance duties.

b. The Corps Communication Mark and Signature decal will be centered with exact placement contingent upon location of door handles, mirrors, and door guard/bumper strips. The Corps Communication Mark will measure 3 ½-inches in height (castle), and the Corps Signature will consist of 7/8-inch, Helvetica Medium type face, upper and lower case black letters for "US Army Corps of Engineers"; 5/8-inch black Helvetica Medium type, upper and lower case letters for "For Official Use Only". District names may be included as an option on the third line, between "US Army Corps of Engineers" and "For Official Use Only", with 5/8-inch Helvetica Medium type, upper and lower case black letters. A "PARK RANGER" decal will be centered above the Corps Communication mark and will consist of 2 ½-inch to 3-inch Helvetica Medium type, all capital black letters on a white reflective backing.



APPENDIX K

Oleoresin Capsicum (Pepper Spray) Program

K-1. General Requirements.

a. U.S. Army Corps of Engineers park rangers, and other qualifying employees as stipulated in paragraph K-2, may be authorized to carry and use Oleoresin Capsicum (Pepper Spray) for self-defensive purposes in accordance with the requirements contained in this appendix. The role of the park ranger is defined as a regulatory enforcer with full citation authority of 36 CFR, Chapter III, Part 327 (Title 36). Available use of force options are limited to verbal persuasion/verbal detention and self defensive measures, including unarmed self defense and, where authorized, the use of an approved chemical aerosol spray. Pepper Spray is the approved chemical aerosol spray to be used for self-defensive purposes in the execution of official duties as determined through the district/project risk analysis process. For the purposes of this appendix, all employees who are eligible to receive Pepper Spray authorization will be referred to as “park rangers”.

b. U.S. Code Title 18 specifies that it is a Federal crime to forcibly assault, resist, oppose, impede, intimidate, or interfere with any civilian official or employee of the Corps engaged in the performance of his or her official duties. Failure to comply with a lawful order issued by a Corps employee acting pursuant to enforcing Title 36 shall be considered as interference with that employee while engaged in the performance of his or her official duties. Reasonable self-defensive force, including the use of Pepper Spray, may be used only when such interference constitutes an apparent physical threat to the park ranger. A complete legal review of the liability issues associated with the use of chemical aerosol for park ranger protection was conducted by Headquarters, Office of Counsel.

c. Pepper Spray is considered an available self-defense option to facilitate a park ranger’s withdrawal from an assault by a person or attack by an animal, and is not intended to replace any defensive, avoidance, or control technique that is available within the ranger’s existing levels of enforcement; nor should it be used as an offensive weapon. It should be used only when other reasonable methods have been exhausted. The spray cannot be used for any offensive measure that would constitute the employee’s acting outside his/her scope of employment.

d. Employees may elect not to carry and use Pepper Spray for any reason. However, project offices and districts must maintain written documentation for all eligible employees who have declined the authority to carry Pepper Spray.

K-2. Eligible Employees.

a. Selected USACE park rangers and Natural Resources Management (NRM) Program uniformed employees, who meet all the following conditions, may be eligible to receive authorization to carry Pepper Spray as part of the standard uniform:

(1) Employed at a USACE Water Resources Development Project in a permanent, seasonal or temporary position, including Student Career Experience Program (SCEP), Student Temporary Employment Program (STEP) and summer hire employees;

(2) Hired under the 023, 025, 028 job series or any related natural resource position in the 400 job series;

(3) Authorized to wear the NRM Park Ranger Uniform per ER 1130-2-550, Chapter 8;

(4) Work in one or more job functions that have been determined “at risk” under the District Position and Project Job Hazard Analysis process and;

(5) Have successfully completed all training and certification requirements

b. Citation authority is not a condition of eligibility to carry and use Pepper Spray.

c. Normally, all park rangers who have received authorization will carry Pepper Spray while in uniform except in school classrooms, airplanes and other locations that prohibit the carrying of a chemical aerosol spray or where such a display is not advisable for other reasons. Pepper Spray may also be carried during unusual circumstances when the uniform is not being worn while performing official duties (i.e. control burns, boundary line maintenance).

K-3. Hazard Analysis Process. A comprehensive District Position Analysis and Project Activity Hazard Analysis (as per EM 385-1-1, Safety and Health Requirements Manual) must be conducted to verify which positions/jobs warrant Pepper Spray authorization.

a. A District Position Hazard Analysis (PHA) must be prepared to identify the positions and duties (district-wide) that may warrant the carrying and use of Pepper Spray. This process must identify all positions and duties where the possibility of negative personal confrontations or animal attack may occur and the use of Pepper Spray would be appropriate. See Table K-1 for a sample reference.

b. Operations project managers, who have eligible employees identified in the *Position* paragraph of the PHA, must prepare a Project Activity Hazard Analysis for each duty listed in the PHA. Activities identified in the Activity Hazard Analysis as high-risk activities will warrant the carrying of Pepper Spray. See Table K-2 for a sample reference.

K-4. Policy Criteria on the Use of Pepper Spray.

a. General Criteria.

(1) Pepper Spray, when used while on duty as a self-defense measure in compliance with USACE policy, is lawful force within the park ranger's scope of assigned duties for the purposes of defending the ranger from what the employee reasonably believes is imminent personal physical harm and to facilitate escape from danger.

(2) Verbal persuasion (verbalizing) and a verbal warning are required before using Pepper Spray, if circumstances allow verbalizing and warning without risk to the safety of the park ranger or others. Verbalizing and warning are not required when there is a risk to the safety of the park ranger if the use of Pepper Spray is delayed.

(3) All force must be reasonably proportionate to the apparent need to defend against an imminent threat of physical injury. Unreasonable and excessive force is not justified, nor is use of any force when a park ranger knows, or reasonably should know, such force is unlawful or unnecessary. Pepper Spray shall not be used against a citizen who peacefully submits and complies with park ranger instruction during an altercation or threat of an altercation or who has already ceased an assault.

(4) Visitors have a right to express verbal disagreement with a park ranger's actions and no force can be used in response to offensive language alone. Pepper Spray cannot be used to retaliate against language that is merely offensive but is not imminently physically threatening. Threats or threatening actions made to park rangers while performing their duties, which are perceived as life threatening to the ranger, are not considered mere verbal disagreements.

(5) After spraying an individual, the park ranger must immediately notify local law enforcement authorities, request their assistance, and notify his/her supervisor. See Paragraph K-8, After Use Guidelines, for further information.

b. Pepper Spray **CAN BE** used against an individual who acts or reacts violently towards a park ranger under any or all of the following circumstances:

(1) After the park ranger has attempted verbalization and warning techniques (when possible) and the individual continues to act or reacts violently towards the ranger in a life-threatening manner;

(2) When the individual is assaulting a park ranger. However, if a person strikes or assaults the ranger, then ceases the assault and retreats, or is removed from the scene so as not to pose a further threat to the ranger's safety, the ranger may not pursue and use Pepper Spray against the individual;

(3) When the circumstances reasonably indicate that attempting to control or withdraw from the situation may lead to an escalation of force with a risk of serious physical injury to the park ranger;

(4) When the individual is physically assaulting an agent of the U.S. Army Corps of Engineers. For the purpose of this guidance, an "agent" of the Corps of Engineers includes Corps of Engineers employees, volunteers who are officially registered under the Corps Volunteer Program, and contractors who are performing services under a signed contractual agreement with the Corps and law enforcement officers responding to an incident on Corps property. The park ranger is under no obligation to use Pepper Spray to protect any official agent of the Corps of Engineers if such action will place the ranger at greater personal risk.

c. Pepper Spray **SHALL NOT** be used against a person who:

(1) Does not pose a physical threat to the park ranger (i.e., elderly, very young, and disabled in an obvious manner) unless there's a presence of a weapon or other circumstance that reasonably warrants the use of Pepper Spray.

(2) Submits peacefully and complies with park ranger requests and instructions during an altercation or threat of an altercation involving the ranger or park visitor.

(3) Is expressing mere verbal disagreement that does not physically threaten a park ranger.

(4) Is threatening/assaulting another person who is not an official agent of the U.S. Army Corps of Engineers; See paragraph K-4.b. (4) for the definition of an agent.

K-5. Guidelines for Use.

a. Manufacturer's instructions and industry training for use, care, and storage of Pepper Spray must be followed. Canisters must be secured at all times to prevent use by unauthorized persons, and must not be stored in vehicles or other locations of extreme temperature variations.

b. Aerosol canisters must be shaken and tested regularly in order to ensure that the aerosol weapon system is properly functioning. Spray only from an upright position. Users should familiarize themselves with their canisters by spraying a short burst with the wind at their backs, so as to establish the distance and width of the spray. Test should be conducted only outdoors and away from people and animals.

c. It is important not to spray upwind, because the effects of blowback upon the user can be severe. Spraying in a crosswind will reduce the effective range, although it will not risk blowing spray upon the user.

d. The park ranger should maintain a distance of four to six feet when spraying an individual. A person can be sprayed directly on the face up to the maximum range allowed on individual delivery systems. Although Pepper Spray can be used at a close range, for immediate

effect on the respiratory system, it is recommended that spraying be done at a distance of not less than 4 feet. At shorter ranges, the person's eyes will immediately shut and cause incomplete exposure to the spray. Spraying between the minimum range of 4-6 feet and the unit's maximum range will provide instant evaporation, assuring effective impact upon the respiratory system, quickly incapacitating the individual.

K-6. Guidelines for Method of Carry. Pepper Spray will be carried using a clip, belt loop or snap holster designed specifically for two to four-ounce Pepper Spray canisters.

K-7. Guidelines for Tactical Use. When possible, the park ranger's support foot should be forward and the strong foot behind. Feet should be shoulder width apart or wider to create a balanced stance. The head should be directly over the hips and the weight is equal on both feet with knees slightly bent. During an assault, the park ranger should:

- a. Provide verbal warning if appropriate and reasonably safe to do so.
- b. Spray directly into the person's face (eyes, nose, and mouth). In most cases, a direct hit in the face will instantly shut the eyes and effect the respiratory system.
- c. If the attacker continues to be a threat, apply a second spray toward the person's nose and mouth.
- d. Stop spraying when the attacker's resistance ceases. Depart the area and contact/await local law personnel arrival.

K-8. After Use Guidelines. These guidelines are designed primarily to ensure the safety of the park ranger as well as the safety of bystanders and the individual. After using Pepper Spray on an individual, the ranger will:

- a. When necessary, use approved unarmed self-defense techniques to escape from the incident.
- b. Leave the immediate area and remain a safe distance from the individual.
- c. Maintain visual contact with the person if reasonably safe to do so.
- d. Encourage park visitors, bystanders and other persons to move to a safe location.
- e. Contact local law enforcement officials (state that Pepper Spray has been used), other Corps personnel and appropriate medical response team (if appropriate).
- f. Continue to monitor the situation from a safe distance until local law enforcement arrives.
- g. Provide the following optional first aid to the individual only if it is safe to do so (note: the ranger is under no obligation to provide first aid to the individual):
 - (1) Monitor the individual and provide verbal reassurance that all effects are temporary.
 - (2) Move the individual to an uncontaminated area and face him towards the wind when possible. The person should be told to relax, breathe normally and not to walk around.
 - (3) Use cool water (if available) to rinse the resin from the face. Eyes should be flushed with water. Do not rub affective areas. Cool water will allow for a quicker recovery. Cleaning affected skin areas with soap and water will help remove the sticky resin and expedite the recovery process. Contact lenses should be removed by the individual.

(4) Use an authorized decontamination kit (if available) furnished by the training vendor or other approved source.

(5) Ask the person if he/she has a heart or lung problem, diabetes, high blood pressure, or any other serious medical condition. Provide pertinent information to the responding local law enforcement officer or medical personnel.

(6) Assure that the individual receives medical attention if symptoms persist after 30-45 minutes. All symptoms should disappear within 30-45 minutes with no after effects.

h. Contact immediate supervisor or work leader to report the incident

i. Complete all required USACE incident report forms as specified in paragraph K-9 below.

j. Initiate action to file the incident as a Title 18 case or a similar prosecution for assault under state statute if the U.S. Attorney chooses not to prosecute as a Title 18 violation.

K-9. Reporting Requirements.

a. All incidences of Pepper Spray use must be properly documented through the use of Oleoresin Capsicum Record of Use Form (see Figure 1) and in accordance with normal reporting procedures for serious incidents. For the purposes of this regulation, "use" is defined as grasping, holding, or spraying the canister when being threatened by a person or animal. This reporting requirement includes situations where, in the opinion of the park ranger, the mere presence of Pepper Spray altered the outcome of the incident. Incidences must be reported through proper channels to HQUSACE within 24 hours. By definition, any incident on an individual requiring Pepper Spray represents a Title 18 assault to the employee and filing actions should be taken accordingly.

b. A review will be made of each incident to determine the circumstances under which Pepper Spray was used and what other actions were pursued prior to the use of Pepper Spray.

K-10. Approved Equipment Specifications.

a. The following equipment is approved for all USACE employees authorized to carry Pepper Spray.

(1) Five to ten percent Oleoresin Capsicum concentration level

(2) Two to four-ounce spray canister (three ounce is preferred for most applications)

(3) Cone spray delivery system for all outside applications. Note: In limited circumstances, the stream spray delivery system may be authorized in high windy areas and the foam spray delivery system may be authorized for use inside visitor centers and project office buildings when approved in advance by the operations project manager. The effects of the foam spray on the subject will take longer to occur (as compared to cone spray) and should only be used in enclosed environments. The use of the foam spray will generally not require occupants to evacuate the building. Employees authorized to carry foam, fog, and stream spray should obtain inert canisters for training purposes in order to become familiar with the spray patterns and distances.

(4) Clip, belt loop or snap holster

b. All training must be done in conjunction with the above approved equipment.

K-11. Training Requirements.

a. All park rangers must complete the basic Oleoresin Capsicum Aerosol Training Course (Pepper Spray Training), including a 6-hour block of instruction, prior to receiving certification and authorization to use Pepper Spray in accordance with Appendix E.

b. The basic 6-hour course requires students to attend classroom training, participate in practical exercises, pass all techniques on a proficiency exam, and complete a written 20+ question exam with a 70% minimum passing score. Course includes the option of the student being sprayed during training or observing someone else being sprayed either in-person or on a video. The actual spraying of students under the basic course is highly recommended for the student to gain a thorough awareness and appreciation of the impact of using pepper spray on an individual and the personal effects of the spray if used accidentally or maliciously on a ranger. Recertification is required every 2 years by passing the written exam and all techniques on the proficiency exam. Successful completion of the Visitor Assistance Program for Natural Resources Management PROSPECT Course (#147) satisfies this training requirement.

c. A select number of employees will attend the vendor-sponsored 8-hour Advanced Pepper Spray Instructor (“Train-The-Trainer”) Course on a voluntary basis. The instructor course requires students to attend classroom training, participate in practical exercises, pass all techniques on a proficiency exam and complete a written 30+ question exam with an 85% minimum passing score. Training authorization is required every year by the vendor and recertification is required every four years by completing the 8-hour advanced course. Completion of this course will qualify the employee to conduct the basic course. Per industry requirements, students who take the instructor course must be sprayed as part of the training process. Each division will be responsible for procuring the advanced training course from an HQUSACE-approved contractor or certified Corps trainer. Each district must submit a course outline and vendor name to HQUSACE for approval prior to conducting the advanced training course.

d. Training courses must meet industry standards and contain, at a minimum, the following subject matter taught in a combination of classroom instruction and practical exercises:

(1) HQUSACE Pepper Spray Policy and Standard Operating Procedures (i.e. self-defensive use only, used within scope of employment, agency/employee liability, local law considerations, reporting requirements, etc.)

(2) Effects of Pepper Spray (on face, eyes, respiratory system, animals, humans)

(3) Properties/Types of Pepper Spray (concentration, delivery system, canister models, storage requirements, replacement requirements)

(4) Carrying methods

(5) Recognizing the threat / situational analysis

(6) When to use Pepper Spray (use of force options)

(7) How to use Pepper Spray (verbal commands, spraying, defensive body positions, movement methods, drawing/spraying techniques)

(8) After Use Guidelines (policy requirements, optional decontamination procedures)

(9) Practical Training Exercises to include the actual spraying of students (mandatory for students in the advanced “Train-The-Trainer” Course and optional for students in the basic course).

e. Students must satisfy the following training performance objectives prior to receiving certification:

(1) Demonstrate a thorough understanding of USACE policy on the use of Pepper Spray for defensive purposes only.

(2) Demonstrate a thorough understanding of when Pepper Spray can be used.

(3) Identify the agency/personal liability when using Pepper Spray outside the scope of employment.

(4) Know and understand any state or local laws and/or ordinances that pertain to the possession and use of chemical aerosol spray.

(5) Identify the effects of Pepper Spray on human beings and animals.

(6) Define a chemical irritant and a chemical inflammatory.

(7) Identify the different models of pepper spray and specific contents and capabilities of each.

(8) Demonstrate the proper way to carry pepper spray in accordance with HQUSACE instructions.

(9) Demonstrate a proper stance and position of the body when holding Pepper Spray in the hand for use or potential use with all techniques taught in the course.

(10) Deliver verbal directions or commands to combative individuals while holding pepper spray device in the hand or using the pepper spray device.

(11) Accurately spray in one-second bursts at simulated physically combative individuals.

(12) Identify the ways to decontaminate an area that has been exposed to Pepper Spray.

(13) Identify the first-aid procedures available for administering to individuals who have been exposed to pepper spray.

(14) Identify the ranger reporting requirements contained in this SOP.

K-12. Physiological Effects of Oleoresin Capsicum.

a. Pepper Spray is an organically based aerosol spray designed to incapacitate an attacker with no after effects. It instantly immobilizes an attacking human or animal for up to 45 minutes, regardless of size or strength. Pepper Spray has been successfully proven to be effective on emotionally disturbed people; people under the influence of drugs or alcohol; enraged people who have reduced sensitivity to pain; multiple opponents; as well as domestic and wild animals without causing permanent damage.

b. A one-second burst to the face will affect three major areas upon contact: the eyes, the respiratory system, and the skin. All effects are temporary, and will usually completely disappear within 30-45 minutes.

EP 1130-2-550

30 Aug 08

(Change 4)

(1) A direct spray in the face will cause dilation of the capillaries and instant closing of the eyes and swelling of the eyelids. Effects range from severe twitching or spasmodic concentration of the eyelids to involuntary closing of the eyes. The eyes appear to be red for up to 30 minutes. People with eyeglasses or contact lenses will be equally affected.

(2) A direct spray produces immediate respiratory inflammation, which causes uncontrollable coughing, retching, shortness of breath, and gasping for air with a gagging sensation in the throat. Inflammation of mucous membranes produces difficulty in breathing through the nose. Inflammation of the epiglottis causes shallow breathing through the mouth. As aggression increases, breathing becomes rapid and increases the effects of pepper spray. Respiratory functions return to normal within 10 to 30 minutes.

(3) A direct burst of pepper spray on the face will cause an immediate burning sensation of the skin and mucous membranes inside the nose and mouth. Occasionally, the subject's lips will be swollen and discolored. Depending on the complexion of the individual, skin color will range from slight discoloration to a bright redness. Skin discoloration will disappear within 10 to 45 minutes, depending on the immediacy of decontamination as well as access to soap and cool water. The skin may also turn yellow from the spray, but can easily be washed off.

(4) Pepper Spray has no long-lasting side effects or aftereffect. It can be used to control any high stress situation while producing rapid physiological action, desired effects in low concentration, and permits rapid recovery without lasting effects

c. Although this product is proven to be extremely effective, the reliability cannot be guaranteed 100%.

TABLE K-1
EXAMPLE DISTRICT POSITION HAZARD ANALYSIS FOR PEPPER SPRAY

DISTRICT POSITION HAZARD ANALYSIS
Guidance for use of Oleoresin Capsicum (Pepper Spray)

Note: This document provides guidance in developing a District Position Hazard Analysis (PHA) for identifying positions and duties that may warrant the carrying and use of pepper spray against humans and animals. A PHA must identify all positions and duties where the possibility of negative personal confrontations may occur and the use of pepper spray might be appropriate. Managers who have employees identified in the Position paragraph of the PHA must prepare a Project Activity Hazard Analysis (AHA) for each duty listed in the PHA. Activities identified in the AHA may require the carrying and use of pepper spray. This action is in compliance with paragraph 01.A.10 of EM 385-1-1, Safety and Health Requirements Manual.

<u>POSITION: Permanent and temporary (Summer hire, SCEP and STEP Employees and other personnel in job series 023, 025,028, or 400, involved in Visitor Assistance Program activities under ER 1130-2-550, Chapter 6, or Natural Resource Stewardship activities under ER 1130-2-540, Chapter 2, who have one or more of the following responsibilities identified in their Job Description.</u>	POTENTIAL SAFETY/HEALTH HAZARDS	<u>RECOMMENDED CONTROLS</u>
1.0 Patrol of Project Lands and Waters 2.0 Enforcement of 36 CFR Chapter III, Section 327 (Title 36) 3.0 Handling/Transporting User Revenues 4.0 Shoreline Management 5.0 Boundary Management 6.0 Natural Resources Management 7.0 Interpretation 8.0 Contract/Agreement Administration 9.0 Environmental Protection	Possible physical assault or attack by project visitors, domestic and wild animals.	All employee control measures identified in current project Activity Hazard Analyses that pertain to the tasks specified in the Duty Column herein. <i>Note: Employees must always work within their scope of duties as defined in ER/EP 1130-2-550, Chapter 6, Visitor Assistance Program.</i>

TABLE K-2
EXAMPLE PROJECT ACTIVITY HAZARD ANALYSIS FOR PEPPER SPRAY

PROJECT ACTIVITY HAZARD ANALYSIS

Guidance for carrying and the potential use of Oleoresin Capsicum (Pepper Spray)

DUTY: 1.0 Patrol of Project Lands and Waters

ACTIVITY: See list below (Principle Steps 1.1 through 1.4)

DESCRIPTION: The following matrix lists major duties and associated activities performed by eligible employees working under the guidelines of Appendix K of EP 1130-2-550. Potential safety/health hazards as well as recommended controls are also detailed.

These jobs are performed by eligible employees in accordance with this Appendix and include a wide variety of duties and activities. Often planned daily activities are regularly interrupted by unique circumstances. Employees are subject to being notified and expected to respond immediately to these situations. Even planned activities involving the public, which normally would not be considered “high risk,” may escalate into a “high risk” situation unexpectedly. As such, employees may find themselves in circumstances with the potential for safety and health risks that are unplanned and unexpected. Therefore, authorized safety equipment must be available for immediate and effective use at all times. Because of this, it is felt that pepper spray, if issued as authorized equipment, should be worn at all times while on duty, regardless of the particular planned activity.

1 - PRINCIPLE STEPS/ACTIVITIES	2 - POTENTIAL SAFETY/HEALTH HAZARDS	3-RECOMMENDED CONTROLS
1.1 Patrol in developed recreation areas	Possible confrontation or physical assault or attack by project visitors or other individuals/groups or animals in areas with or without documented incidences of unruly behavior.	Employees must be trained in proper procedures and furnished authorized equipment; maintain liaison with County Sheriff/State Police/Local Police as well as the carrying, use, and storage of pepper spray in accordance with guidelines described in this Appendix.
1.2 Patrol in undeveloped recreation areas	See Above	See Above
1.3 Lake Patrols	See Above	See Above
1.4. Patrol of wildlife and resource management areas.	See Above	See Above

4 - RECOMMENDED EQUIPMENT (Pepper Spray)	5 - INSPECTION REQUIREMENTS (Pepper Spray)	6 - TRAINING REQUIREMENTS (Pepper Spray)
Equipment/procedures identified in EP 1130-2-550, Chapter 2 and 6, plus HQ authorized pepper spray and holster. Type: 2 or 4 oz. aerosol, cone or stream spray or foam as authorized as standard GSA issue in black nylon snap or velcro holster. Follow EP 1130-2-550, recommendations and industry guidelines for the product utilized.	Follow manufacture’s guidelines for inspection, care, and storage of equipment.	Training to comply with ER/EP 1130-2-550, Chapter 6 and district and local requirements. Additional mandatory training for pepper spray to follow HQ-sponsored training course, manufacture’s guidelines, agency regulations, and project training requirements for proper product use and understanding of product limitations. HQUSACE-sponsored training will meet all training/certification requirements.

FIGURE 1

Record of Use Form
Oleoresin Capsicum (OC)
(Pepper Spray)

USE THIS FORM TO DOCUMENT ALL INSTANCES OF OLEORESIN CAPSICUM (OC) USE OR PERCEIVED NEED FOR USE
Record of OC Use Form will be submitted NLT 24 hours following OC use to District OC Representative via e-mail or fax.
"Use" is defined in Paragraph K-9, Appendix K of EP 1130-2-550.

District _____ Project/Lake: _____

Date of Report: _____ Date of Use: _____ Time of Use: (use military time) _____ hrs.

Ranger(s) Involved: _____

Ranger Pepper Spray Certification Date: _____ Expiration Date _____

Did you feel the: ___ mere presence of OC, ___ drawing/not spraying OC, ___ drawing/ spraying OC, **altered the incident outcome.**

Subject Information/Condition: _____ Human (___ Male ___ Female) _____ Animal (check if applicable)
_____ Type of Animal

Name/Owner Name: _____

Subjects' Condition prior to OC Spray: _____

(Annotate briefly subject's condition: were alcohol/or drugs involved; note, threatening signals, attitudes, physical gestures displayed by subject).

Number of minutes OC affected Subject: _____ Medical Assistance Requested? ___ Y/N Assistance Received? ___ Y/N

Areas of body affected by OC: Eyes ___ Respiratory ___ Skin ___ Other _____

Did subject stop aggressive or threatening behavior immediately after use of OC? ___ Y/N

Was subject arrested? ___ Y/N If so, name of arresting officer, badge # and agency: _____

Condition of Subject when removed from scene: (note injuries resulting from OC use) _____

Incident Details:

Location: _____

Environmental Factors: ___ Windy ___ Humid ___ Temp above 70 degrees ___ OC sprayed in an enclosed area ___ Sprayed in open area.
(Check applicable environmental factors)

Were lower levels of force initiated before spraying OC? ___ Y/N List force actions taken: _____

Type and Model of OC used: _____ **Distance from subject when sprayed:** _____ **ft.**

Eyewitnesses to OC use: ___ Y/N, (if yes list names address's and phone numbers, use paper for additional names)

Name: _____ Address: _____ Phone No. _____

Name: _____ Address: _____ Phone No. _____

Park Ranger Signature and Date: _____

Date of Review: _____ Supervisor Signature: _____

Date of Review: _____ District: _____ Date of Review: _____ Division _____

Date of Review: _____ HQ: _____

08 July 03

FIGURE 1, Cont.

Record of Use Form
Oleoresin Capsicum (OC)
(Pepper Spray)

Use this page of the Record of Use Form - Oleoresin Capsicum to provide an incident narrative, fully describing where OC was used or drawn but not sprayed or perceived use altered the incident outcome; include recognition of threat factors, levels of force used, subject's demeanor before and after OC use.

APPENDIX M

USE FEE CRITERIA
 GROUP AND SINGLE USER UNIT CAMP AREAS

<u>AREA TYPE & FACILITIES</u>	CLASS E	CLASS D	CLASS C	CLASS B	CLASS A
Group Camp Areas	No Fee	Minimum \$20	Minimum \$30	Minimum \$40	Minimum \$50
Single User Unit Camp Areas	No Fee	Minimum \$5	Minimum \$6	Minimum \$8	Minimum \$10
<u>FACILITY CRITERIA</u>					
Restrooms	<u>2/</u>	<u>1/</u>	Vault	Vault	Flush
Potable Water			Yes	Yes	Yes
Fireplaces ^{3/}			Yes	Yes	Yes
Refuse Containers			Yes	Yes	Yes
Access Road			Yes	Yes	Yes
Designated tent or Trailer Spaces			Yes	Yes	Yes
Visitor Protection ^{4/}			Yes	Yes	Yes
Personal Fee Collection			No	No	Yes
Picnic tables			Yes	Yes	Yes
Showers			No	No	Yes
Sanitary Disposal Station			No	Yes	Yes
Circulatory Roads			Yes	Yes	Yes

1/ If at least 5 of the first 9 facility criteria are met, the site qualifies for at least a Class D designation and a fee may be charged.

2/ If less than 5 of the first 9 facility criteria are met, the site is a Class E, no-fee site.

3/ A simple device for containing a campfire (where campfires are permitted) e.g. fire ring, fireplace, or grill.

4/ Reasonable control for protection of campers consists of Corps ranger or local law enforcement surveillance.

Note: Individual campsites and group areas within a single campground may vary in quality or desirability due to location and/or campsite amenities. Variable pricing of fee campsites within a single campground may be instituted within the guidelines established above, if such campsite variances are identified.

Variable pricing for camping use may also be established based upon time differences, such as different seasons or different days of the week. Examples of variances that might affect quality or desirability of campsites include, but are not limited to:

(1) Proximity to the lake, proximity to attendant facilities, availability of shade, availability of individual water or sewer hookups and size or screening of site.

(2) Certain times which are more desirable for camping use, such as weekends in the summer.

APPENDIX N
SPECIAL EVENTS

N-1. General. Consideration will be given to permitting special events at Corps lakes such as water carnivals, fishing tournaments, boat regattas, music festivals, dramatic presentations and other special recreational programs of interest to the general public.

N-2. Permit Applications. The sponsoring agency must obtain a receipt/permit (ENG Form 4457) from the operations project manager prior to the event date. Reservations for the use of Corps facilities to host a special event may be obtained in person or by phone from the Corps Operations Project Manager or his/her representative. The receipt/permit will describe the nature of the event, the starting and closing date, the location or area desired for the event, and any other pertinent data.

9-B-3. Qualifications for Permit. In order to qualify for a special event permit, the event must contribute to the enjoyment of the public and comply with established land use classifications.

a. The following requirements will be attached to the receipt/permit issued to the sponsoring agency:

(1) The right to charge is based on the sponsor providing parking assistance, adequate policing for crowd supervision and control, and other services required for the health and welfare of the visitor. The sponsoring agency must meet bonding, insurance, and other requirements unique to the local area.

(2) No costs shall accrue to the government.

(3) Private use of the project lands will not preempt public use of project recreational resources.

(4) The permitted site will be fully restored to prior conditions by the permittee. A performance bond may be provided to cover potential damages and maintenance cost. Forty-eight hours will be allowed in which to clear the permitted site after the event closes.

(5) The operations project manager will determine the number of hours per day the event may take place, however, the permit will be limited to four days with a prohibition against holiday use. District commanders may make special exceptions on a case-by-case basis.

(6) Collection of any funds in connection with the event must be approved by the district commander prior to issuance of the permit. Collections of entry fees in excess of actual total costs will be paid to the Corps for legal disposal unless surplus proceeds are used for benefit to the project. A collection cost analysis will be provided by the sponsor within 30 days following the event. The government reserves the right to audit the sponsor's records.

(7) Concession permits may be granted to requesting organizations only in the absence of a licensed concessionaire at the permitted site or the concessionaire's inability to supply the needs of the proposed activity.

EP 1130-2-550
15 Nov 96

b. Admission to view the event must not be limited to membership of the sponsoring group, nor will any discrimination be made against a person because of race, creed, sex, or national origin in conducting activities. Special event permits will include the following condition relating to discrimination:

"Admission to view the event will be open to the general public without discrimination on the grounds of race, color, religion, national origin, sex, or age. Participation in the event may be limited to members of the sponsoring group provided that the group does not unlawfully discriminate against participation in the event on grounds of race, color, religion, national origin, sex or age. Request for special events permits citing "special circumstances" for participation requiring gender or age discrimination must be accompanied by an exceedingly persuasive justification. This may be appropriate for activities such as contact sports and sports such as tennis, golf, or competitive swimming. Fishing tournaments do not qualify for discrimination based on gender."

c. The United States Government is not responsible for damage to property for injury to persons attending the event. The permittee will be responsible for health and safety requirements of participants.

d. The permit request must be in accordance with applicable Federal, state, and local laws.

APPENDIX O
PROGRAM INTEGRITY: HONOR VAULTS

O-1. Honor vaults are very susceptible to fraud and embezzlement. Consequently, honor system programs require diligent audit and quality assurance attention. Controls and methods can be used to better ensure the integrity of honor system collections. Failure to follow physical and operational control methods may cause an auditor to question program integrity and could even open the program to fraud.

O-2. The following controls are suggested to strengthen the integrity of the honor vault fee collection program:

a. Physical Controls: Physical controls can enhance the integrity and quality assurance of the honor vault method of fee collection. It is recommended that honor vaults feature a removable double locked container that would allow for only one designated fee collector to remove the full container and replace it with an empty one. Examples of physical controls include the following:

(1) Double Box System: The fee collector unlocks the honor vault and removes the double-locked fee collection box.

(2) Single Box System with Removable Vault: An alternative to the double box is a system where the entire safe is removable and essentially serves the same purpose as the inner double locked collecting box. The fee collector unlocks the safe from the mounting bracket and replaces it with an empty safe.

(3) Double Locking Honor Vaults: If a removable fee collection container is not provided, accountability can be strengthened by having two individually keyed locks so that two keys from two different persons are needed to open the vault.

(4) Dual Locking Containers: All of the above methods of physical control make use of dual locking containers.

b. Operational Controls.

(1) Dual Control: Having two persons present at all times when fee revenues are accessed is a basic quality assurance method.

(2) Rotating Duties: Dual control can be improved by ensuring that the same two employees are not routinely paired for fee collection activities.

(3) Separation of Duties: A single person should not have complete and individual control of funds and related paperwork from collection through deposit.

EP 1130-2-550

Change 3

15 Aug 02

(4) Fraud Reporting Requirements: Posted notices, written operating procedures, orientations, etc., should make it clear that it is the duty of employees to report matters of known, suspected, or alleged fraud to the appropriate authorities.

(5) Tracking Fee Payment Envelopes: Honor systems envelopes should be subsequently numbered so they can be used to verify payment of use fees.

(6) Supervisory Control: Supervisors should be knowledgeable of fee collection operations and should develop and provide written operating procedures.

c. Auditing Controls: ER 37-2-10 calls for "constant review and examination by internal audit staffs" and provisions for "policing the effectiveness of the prescribed procedures by those responsible for managing government resources," for verifying that envelopes and funds are turned in for deposit.

DATA REQUIRED BY THE PRIVACY ACT OF 1974

DATA REQUIRED BY THE PRIVACY ACT OF 1974 (5 U.S.C. 552a)

The Privacy Act of 1974 requires each individual asked or required to furnish personal information to be advised of the following:

Title of Form: Golden Age and Golden Access Passport Record

Authority: P.L. 92-347 (86 Stat. 459) and P.L. 93-303 (88 Stat. 192)

Principal Purpose(s): To provide corroboration of evidence of age or disability required for issuance of "Golden Age Passport" and "Golden Access Passport", and maintain information for auditing of program.

Routine Uses: Golden Age and Golden Access Passports are issued under the direction of the Department of the Interior which receives a yearly report of the total number issued. The name and address of those who obtain the Golden Age or Golden Access Passport is not reported, but maintained on file at the Corps of Engineers project office to provide a spot audit of the validity of Golden Age or Golden Access Passport issuance. This information is not maintained alphabetically or by other personal identifier. It is destroyed 30 days after the end of the calendar year.

Mandatory or Voluntary Disclosure and Effect on Individual Not Providing Information: VOLUNTARY. Failure to provide the requested information will preclude issuance of a Golden Age or Golden Access Passport.

APPENDIX Q
DIRECT TRANSMITTAL OF RECREATION USE FEES

Q-1. To implement this program the following procedures are required:

a. Issue fee books, and/or annual day use passes and/or Golden Age Passports with Receipt for Accountable Form. (DA Form 410) to contract or volunteer fee collectors. This is an important means of verification. Fee collectors are accountable for all ENG Form 4457, ENG Form 4839B permits, and Golden Age Passports issued to them. They must either return unused forms or remit monies and documentation for used forms.

b. Fee collectors will prepare all documentation presently required by the servicing F&A office. Fee collectors are responsible for directly mailing this to F&A with fee remittances. Project personnel are responsible for insuring that contract or volunteer fee collectors complete all documentation and remittance transmittals correctly and in a timely manner.

c. Fee collectors contracting under this procedure are responsible for all fee monies from the time they are collected to their receipt by the servicing F&A office. Fee remittances must be transmitted to the F&A office by money order or certified check. Contract or volunteer fee collectors making direct transmittals must be bonded for the maximum amount which may be collected before transmittal to the F&A office. The surety bond for volunteer fee collectors may be paid for by the government. It is the responsibility of the contract/volunteer fee collector to provide an adequate fidelity bond to the Operations Manager prior to beginning work. Note that the required bond is not a security or performance bond.

Q-2. When instituting this program, it is important to have close coordination between Operations Managers and Finance and Accounting personnel.

Q-3. In order to insure the security of collected fees, strict controls must be in place. Unannounced spot audits of each contractor/volunteer by project personnel must be performed and documented on a regular basis. It is essential that project personnel train fee collectors on the necessity of funds security. A complete reconciliation of all ENG Form 4457s and/or ENG Form 4839B's and/or Golden Age Passports issued and monies collected and either currently held or previously transmitted by the contractors/volunteers must be made by Operations Management personnel as often as necessary to insure full accountability. Fee collector contracts must specify that final payment will not be made to the contractor until all funds are reconciled.

Q-4. Fee collectors preparing a transmittal of recreation use fees from a NRRS™ park should refer to the Bill for Collections section of the current Operating Procedures Manual.

APPENDIX R
MAINTAINING FUNDS SECURITY

R-1. Corps employees, volunteers, and contractors must be provided the following procedural guidance concerning accountability of Government funds:

a. Always be prepared for an audit. Fee collectors and cashiers are accountable for change funds, money collected from the sale of user permits and Golden Age Passports, and permit books and forms. Government change funds will not be provided to contractors or volunteers.

b. Never mix personal funds with government funds. Fees collected, permits books, and collections records must be available for accounting purposes at all times.

c. Use fee permit books must always be issued in sequence and permits sold in sequence.

d. Secure money and books in a permanently installed vault or safe provided by the government.

e. Projects should appoint on-site auditors to check procedures used in collecting, handling, and transmitting fees.

f. Each District must review the intrusion prevention system at money handling offices to determine the need for incorporating alarms or other security devices.

g. All Corps personnel, volunteers, and contractors responsible for collecting, transporting, transmitting, or accounting for fees or user fee permits must be provided a security awareness briefing prior to assignment of these responsibilities. The contractor's security awareness briefing will be provided as part of the pre-work meeting.

R-2. To further limit the amount of cash on hand, the use of credit cards and checks to pay recreation use fees should be encouraged. Name, address, telephone number, and driver's license number must be recorded on the check. Persons should not be asked to furnish Social Security Numbers for any reason. Coordination between Operations Management and Finance and Accounting personnel is necessary to streamline paperwork procedures for remitting checks.

APPENDIX S

OUTLINE OF MONITORING PLAN FOR OFF-ROAD VEHICLE AREAS

S-1. Executive Order 11644 requires that each agency monitor the effects of the use of off-road vehicles on lands under its jurisdiction. Data regarding the impact of off-road vehicles on soils, vegetation, water, air wildlife and other recreation activities is very limited. To provide for this recreation activity in harmony with other recreation activities and avoid despoilment of the resource base monitoring of the effects of ORV use will be accomplished as effectively as possible.

S-2. The following outline encompasses significant features which should be monitored in ORV areas within the capability of the District Engineer. It is recognized that a scientific evaluation of the impact or ORV's would encompass a great deal more data collection and analysis. The following encompasses a rather limited approach to guide the District Engineer within his budgetary constraints and manpower ceilings.

S-3. Outline.

- a. Estimate of use of area or trail by both ORV users and non-users.
- b. Impact of ORV use on vegetation, soil and water.
 - (1) Map existing trails in designated ORV area.
 - (2) Record mileage and average width of existing trails.
 - (3) Rate existing trails according to light, medium or heavy use.
 - (4) Select random sample plots on existing trails covering a variety of terrain, vegetative and soil conditions.
 - (a) Photograph sample plots.
 - (b) Record width of trail and depth of ruts at selected intervals.
 - (c) Record inventory of vegetative community within the sample plot. Inventory should include species composition and size of woody vegetation.
 - (d) Record general condition of vegetation in sample plot.
 - (5) Record, at intervals of 0, 1, 3, and 5 years, those items included in (4) above.
 - (6) Define control plots near test plots to determine impact with and without ORV use.
 - (7) All control plots and test plots should be permanently but inconspicuously marked so that photographs and data collection can be accomplished on the same area in subsequent years.
 - (8) The following can be determined from test sections:

- (a) Impact on young vegetative growth.
 - (b) Impact on larger trees and shrubs (compaction, direct damage, root exposure).
 - (c) Impact on soil (erosion, compaction, lateral movement).
 - (d) Trail width variation from year to year.
 - (e) Extent of impact on either side of trail.
 - (f) Comparison of impact of ORV use on test plots with no ORV use on control plots.
 - (g) Annual spot checks of vulnerable areas such as steep slopes, creek banks and lake shoreline, should be conducted.
- c. Impact of ORV use on wildlife.
- (1) Track counts of big game animals such as deer, antelope and elk in ORV area compared to those outside ORV area.
 - (2) Count of songs of game birds and non-game birds.
 - (3) If hunting is permitted, compare wildlife harvest in ORV area to that of other areas in the project.
 - (4) Record sightings of game and non-game species.
- d. Impact of ORV use on other recreation activities.
- (1) Survey type and amount of recreation use on areas adjacent to designated ORV areas.
 - (2) Record attitudinal response of visitors who are surveyed as nearly as possible.
 - (3) Record distance between area where survey is made and the ORV area.

APPENDIX T
USE FEE REFUND REQUEST
(EP 1130-2-550)

Part 1 *(TO BE COMPLETED BY APPLICANT)*

Request a Use Fee Refund in the amount of \$ _____ to:

Name _____

Address _____

Reason for request: _____

(Date)

(Signature of Applicant)

Original User's Copy of Permit Must be Attached to this Request

Part 2 *(TO BE COMPLETED BY CORPS OF ENGINEERS REPRESENTATIVE)*

The above fee relates to F&A Work Item # _____, Park Work Item # _____,
and was transmitted on CEFMS Collection Voucher # _____ dated _____.

Corps of Engineers Point of Contact is _____


Phone: _____

Approved by:

(Signature of Operations Manager or Representative)

(Date)

APPENDIX U
FREE-NIGHT CAMPING COUPON

 US Army Corps of Engineers ®	FREE-NIGHT CAMPING COUPON	00012345
	Expiration Date <u>12/31/02</u>	

This Camping Coupon allows the bearer one night of free camping at:

Pomona Project/Lake

Smith's Park

Issued to Merle Wilson

Reason for issuance 10th Lake Anniversary
Celebration

Operations Manager's signature Charles Miller

Date Issued 5/20/02 Date Used 8/22/02

Figure U-1 Sample: Free-Night Camping Coupon