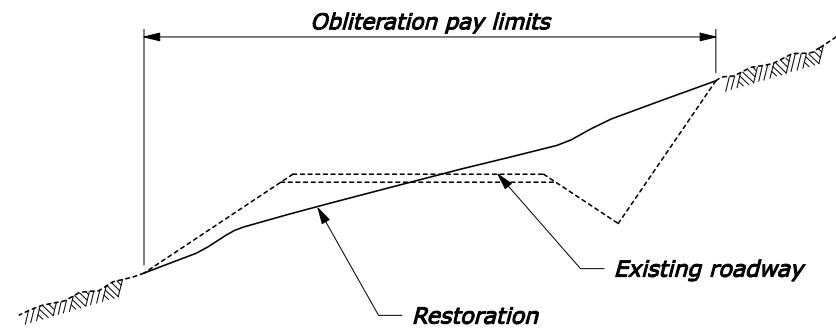
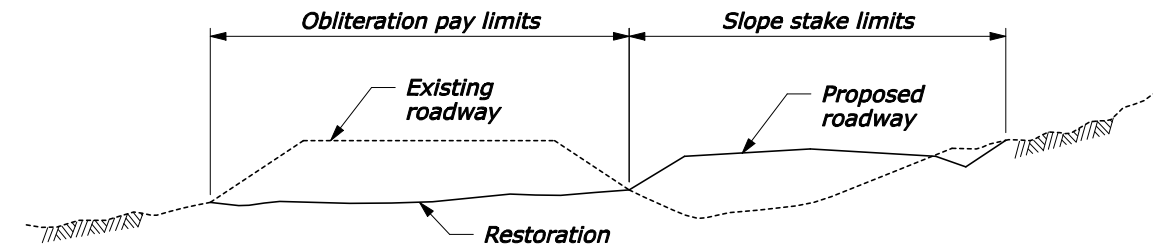


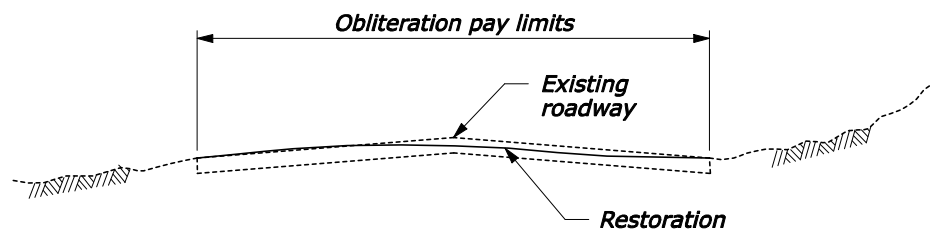
REG	STATE	PROJECT	SHEET NO.	TOTAL SHEETS
.	.	.	.	.



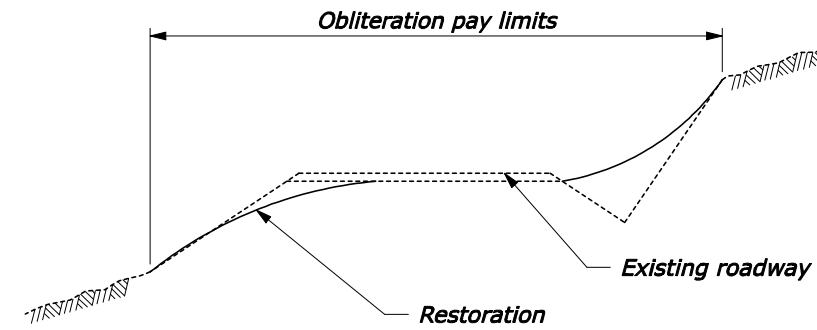
**ROADWAY OBLITERATION, METHOD 1  
TYPICAL SECTION**



**ROADWAY OBLITERATION, METHOD 1  
TYPICAL SECTION**



**ROADWAY OBLITERATION, METHOD 1  
TYPICAL SECTION**



**ROADWAY OBLITERATION, METHOD 2  
TYPICAL SECTION**

U.S. DEPARTMENT OF TRANSPORTATION  
FEDERAL HIGHWAY ADMINISTRATION  
CENTRAL FEDERAL LANDS HIGHWAY DIVISION

U.S. CUSTOMARY SPECIAL

**ROADWAY OBLITERATION**

SPECIAL  
211-A

NO SCALE



## NOTES TO THE DESIGNER

Last Updated: February 2010

---

### General Information

1. **Need for Drawing.** This template drawing is a visual representation of roadway obliteration as described in Section 211 of the FP-03. This drawing is not required in the PS&E; use this drawing (modified as appropriate) if needed to help illustrate project-specific requirements for obliteration.
2. **Earthwork Quantities.** Typically the earthwork related to obliteration is included in the cost of the obliteration pay item. However, if there is a long haul or an extensive volume of earthwork material, consider paying for earthwork under the Section 204 items.

---

### Applicable SCRs

1. Section 204 (if using embankment construction pay item):  
[http://www.cflhd.gov/design/documents/construction/scr\\_03/S204-03E.doc](http://www.cflhd.gov/design/documents/construction/scr_03/S204-03E.doc)
2. Section 211:  
[http://www.cflhd.gov/design/documents/construction/scr\\_03/S211-03E.doc](http://www.cflhd.gov/design/documents/construction/scr_03/S211-03E.doc)

---

### Typical Pay Items Used

- 21101-1000 Roadway obliteration, method 1 (SQYD) or
- 21101-2000 Roadway obliteration, method 2 (SQYD) or
- 21102-1000 Roadway obliteration, method 1 (LPSM) or
- 21102-2000 Roadway obliteration, method 2 (LPSM)

---

### Updates

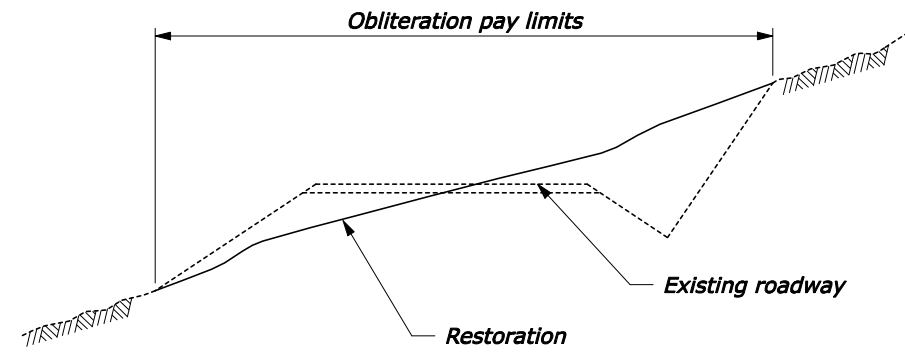
February 5, 2009

- New template drawing

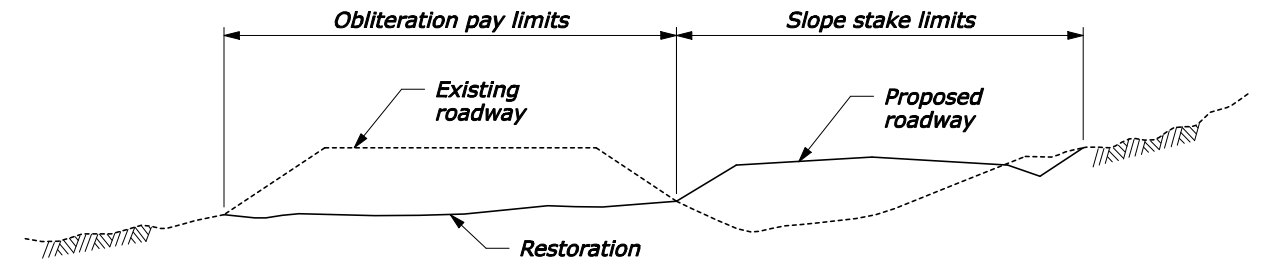
February 2, 2010

- Minor CADD updates

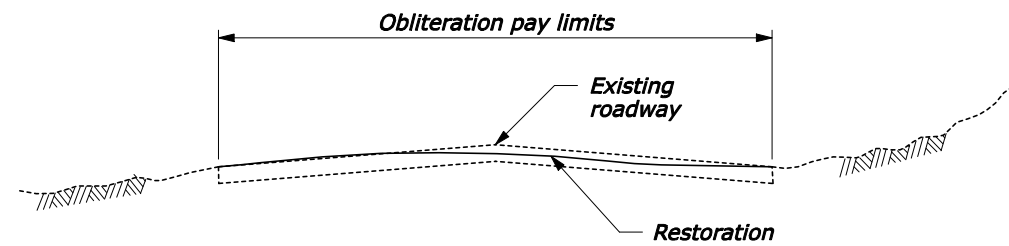
REG	STATE	PROJECT	SHEET NO.	TOTAL SHEETS
.	.	.	.	.



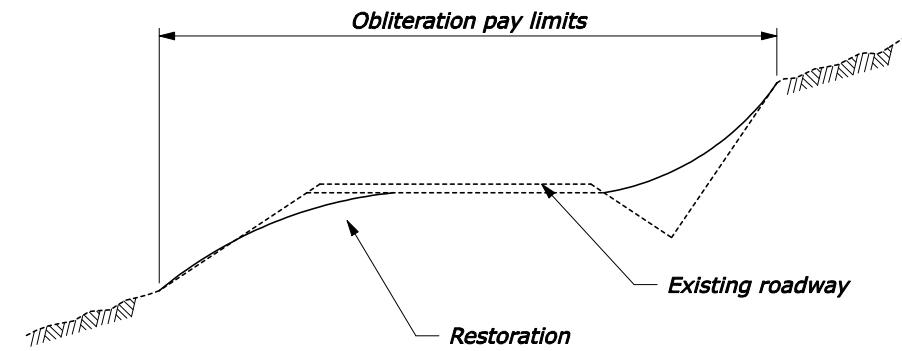
**ROADWAY OBLITERATION, METHOD 1  
TYPICAL SECTION**



**ROADWAY OBLITERATION, METHOD 1  
TYPICAL SECTION**



**ROADWAY OBLITERATION, METHOD 1  
TYPICAL SECTION**



**ROADWAY OBLITERATION, METHOD 2  
TYPICAL SECTION**

2/2/2010 8:39:35 AM L:\DESIGN\Website Updates\Jan10\sp211-A.dgn

U.S. DEPARTMENT OF TRANSPORTATION FEDERAL HIGHWAY ADMINISTRATION CENTRAL FEDERAL LANDS HIGHWAY DIVISION METRIC SPECIAL	
ROADWAY OBLITERATION	
SPECIAL M211-A	



## NOTES TO THE DESIGNER

Last Updated: February 2010

---

### General Information

1. **Need for Drawing.** This template drawing is a visual representation of roadway obliteration as described in Section 211 of the FP-03. This drawing is not required in the PS&E; use this drawing (modified as appropriate) if needed to help illustrate project-specific requirements for obliteration.
2. **Earthwork Quantities.** Typically the earthwork related to obliteration is included in the cost of the obliteration pay item. However, if there is a long haul or an extensive volume of earthwork material, consider paying for earthwork under the Section 204 items.

---

### Applicable SCRs

1. Section 204 (if using embankment construction pay item):  
[http://www.cflhd.gov/design/documents/construction/scr\\_03/S204-03M.doc](http://www.cflhd.gov/design/documents/construction/scr_03/S204-03M.doc)
2. Section 211:  
[http://www.cflhd.gov/design/documents/construction/scr\\_03/S211-03M.doc](http://www.cflhd.gov/design/documents/construction/scr_03/S211-03M.doc)

---

### Typical Pay Items Used

- 21101-1000 Roadway obliteration, method 1 (m2) or
- 21101-2000 Roadway obliteration, method 2 (m2) or
- 21102-1000 Roadway obliteration, method 1 (LPSM) or
- 21102-2000 Roadway obliteration, method 2 (LPSM)

---

### Updates

February 5, 2009

- New template drawing

February 2, 2010

- Minor CADD updates