


Instructions for Shipping Urine Specimens to the Centers for Disease Control and Prevention after a Radiological/Nuclear Exposure Event

This guidance is in accordance with the International Air Transport Authority Packing Instruction (IATA) 650 for Biological Substance, Category B.


For detailed instructions, see the Centers for Disease Control and Prevention (CDC)'s "Shipping Instructions for Specimens Collected from People Who May Have Been Exposed to Radiological/Nuclear Terrorism Agents."



To separate urine cups, use a grid and/or individually wrap the urine cups. Place absorbent material in the bottom of the box and insert the cups.



Use one continuous piece of evidence tape to seal the box containing the urine cup(s). Write initials half on the evidence tape and half on the box or bag.




Wrap the box with absorbent material and secure with tape. Seal the box inside a Saf-T-Pak inner leak-proof polybag (or equivalent).



Place the sealed Saf-T-Pak inner leak-proof polybag (or equivalent) inside a white Tyvek® outer envelope (or equivalent). Note: If primary receptacles do not meet the internal pressure requirement of 95 kPa, use compliant secondary packaging materials.



Seal the opening of this outer envelope with a continuous piece of evidence tape. Write initials half on the evidence tape and half on the envelope.



Use a polystyrene foam-insulated, corrugated fiberboard shipper to ship boxes to CDC. Place an absorbent pad in the bottom of the shipper.



Place a layer of dry ice in the bottom of the shipper on top of the absorbent material. DO NOT use large chunks or flakes of dry ice.



Place the packaged urine cups in the shipper. Use absorbent material or cushioning material to minimize shifting while box is in transit. Place additional dry ice on top of samples.




Place the urine shipping manifest in a sealable plastic bag and put the bag on top of the packaged samples inside the shipper. Keep chain-of-custody documents for your files. Place lid on the shipper.




Secure the outer container lid with filamentous shipping tape. Place your return address in the upper left-hand corner of the shipper top and put the CDC receiving address in the center (see Instruction 13. below for address).

For questions concerning this process, please contact:

Centers for Disease Control and Prevention
 Sample Logistics Laboratory (IRAT)
 4770 Buford Hwy., NE
 Building 110, Loading Dock
 Atlanta, GA 30341
 Phone: 770-488-7227
 Email: SampleLogistics@CDC.gov



Add the UN 3373 label and the words "Biological Substance, Category B" on the front of the shipper. UN 3373 is the code identifying the shipper's contents as "Biological Substance, Category B."



Place a Class 9/UN 1845 label on the front of the shipper. This label is to indicate the use of dry ice (in kg) in the shipper and the proper name (either dry ice or carbon dioxide, solid)



Send shipment to:
 Centers for Disease Control and Prevention
 Attention: Sample Logistics
 4770 Buford Hwy., NE
 Building 110, Loading Dock
 Atlanta, GA 30341
 Phone: 770-488-7227



U.S. Department of Health and Human Services
 Centers for Disease Control and Prevention