


# Florida Financial and Professional Services Industry



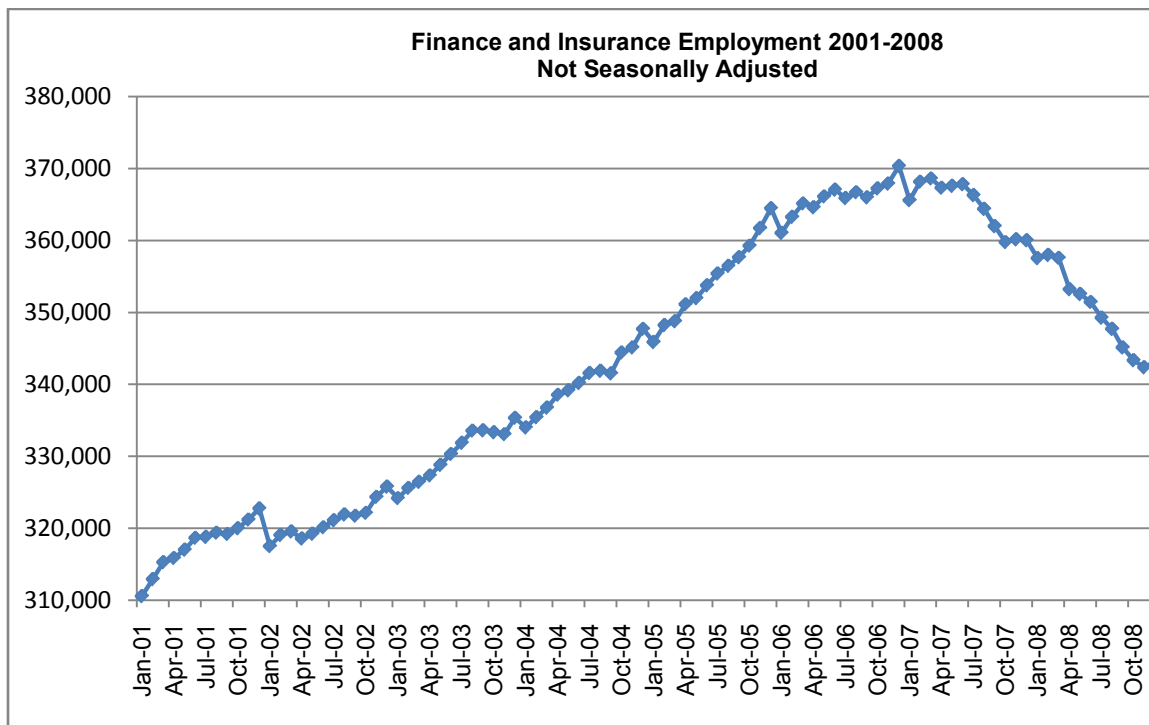
## Florida Finance and Insurance Industry

Florida is home to more than 35,000 Finance and Insurance companies, employing more than 350,000 workers at locations around the state. Nearly 90% of Florida's gross economic output is generated in the service sector and the global competitiveness of Florida's Finance and Insurance Industry provides a significant contribution to the state's total output.

The Finance and insurance sector comprises establishments primarily engaged in financial transactions. Financial activities may include raising funds by taking deposits, pooling risk to underwrite insurance/annuities or providing specialized financial services.

The major subsectors of Finance and Insurance include: monetary authorities; credit intermediation and related activities; securities, commodity contracts, and investments; insurance carriers and related activities; and funds, trusts, and other financial vehicles.

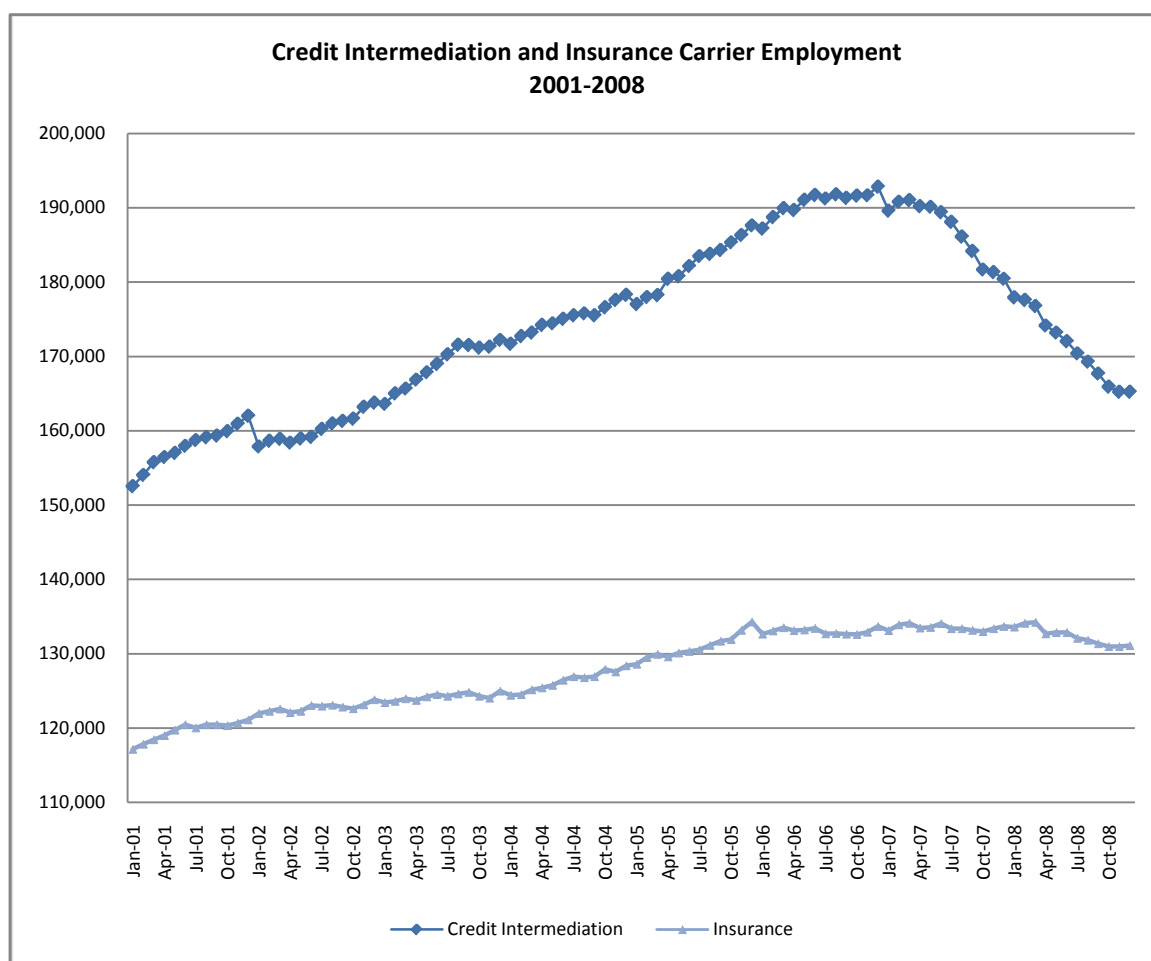
- The Finance and insurance industry sector had 35,432 establishments in 2008 with employment of 350,066, down from 364,803 in 2007. The majority of the loss can be attributed to a decline in credit intermediation and related activities.
- Finance and insurance employment in the state peaked in December 2006, a year before the recession began in December 2007.
- Securities, commodity contracts and investments experienced a 2,230 increase in employment, up nearly 5.5 percent year over year. The higher than average salary for the industry was \$115,254 in 2008 down from \$120,189 in 2007.



Source: Florida Agency for Workforce Innovation, Labor Market Statistics Center, Quarterly Census of Employment and Wages Program (QCEW), prepared April 2010.

Non-depository credit intermediation establishments function in both public and private markets in order to extend credit or lend funds raised through credit market borrowing activities including commercial paper issuance and fixed income investment.

- The largest subsector of Finance and insurance in 2008 was credit intermediation and related activities which had 171,307 jobs.
- Credit intermediation has lost nearly 20,000 jobs since its peak in 2006. Employment for the subsector decreased by more than 8 percent and lost 15,633 jobs from 2007-2008.
- Credit intermediation experienced a 2 percent decrease in average annual wages (\$54,752) year-over-year.



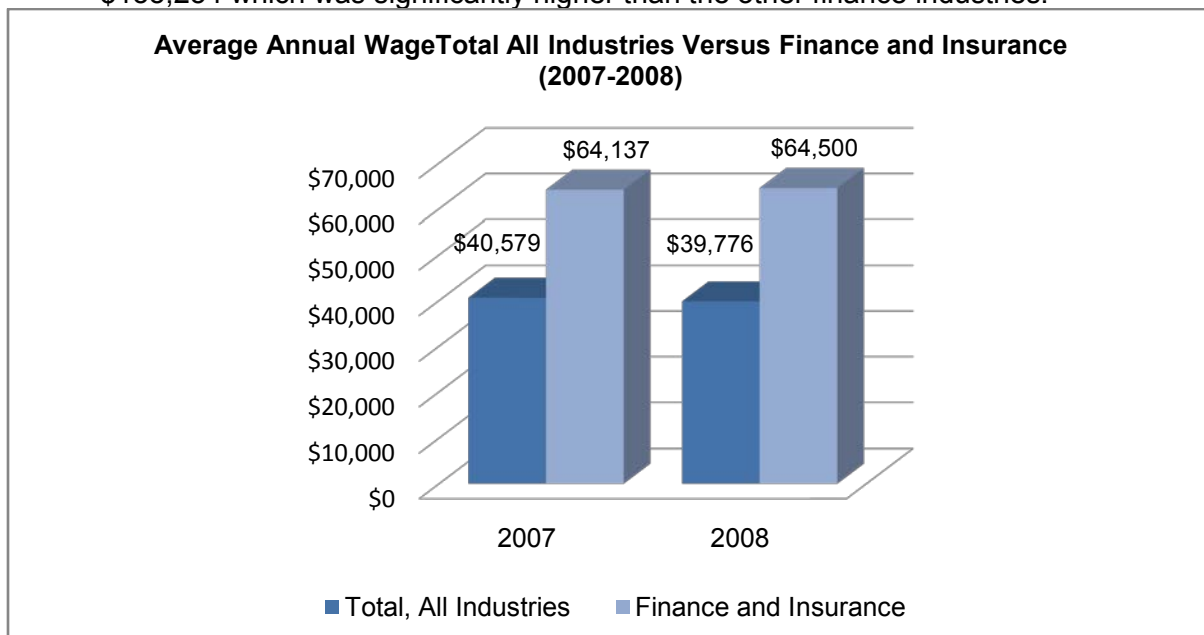
Source: Florida Agency for Workforce Innovation, Labor Market Statistics Center, Quarterly Census of Employment and Wages Program (QCEW), prepared April 2010.

Securities, commodity contracts and other financial investments and related activities establishments primarily engage in security underwriting, brokerage services, security and commodity exchange and portfolio wealth management.

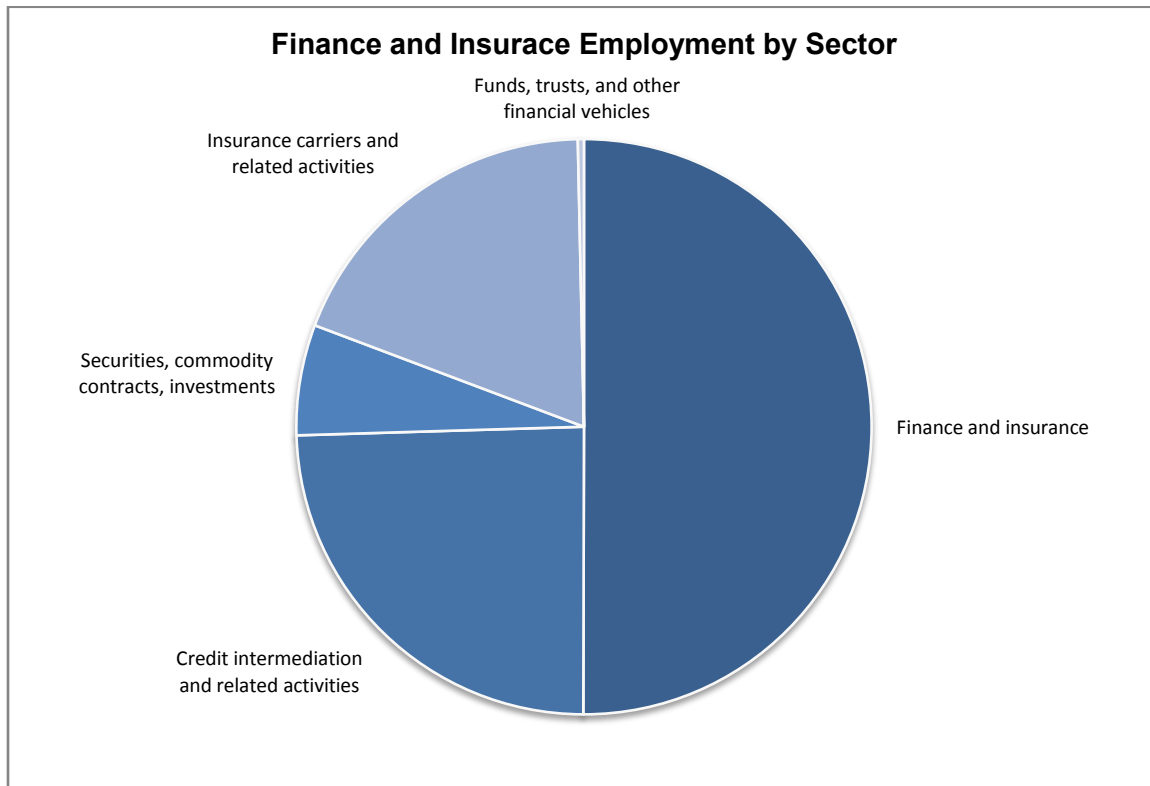
- Average monthly employment for the securities and other financial investments has been trending up since 2004.
- Insurance carriers experienced a decrease in employment from 2007 to 2008 due to slower home sales and tight credit markets.

The funds, trusts and other financial vehicles subsector is comprised of legal entities organized to pool securities or other assets on behalf of shareholders or employee benefit/trust funds. Sector specialties include management of companies and enterprises and real estate investment trusts.

- Funds, trusts and other financial vehicles employment peaked in 2005.
- Since 2005, employment for the group has declined more than 25 percent.
- Finance and Insurance wages peaked in 2007, while all other industries combined experienced increasing average wages. This can be attributed to increased stock market volatility and slower home sales.
- The average Finance and insurance industry wage has been increasing over the past decade. The total average wage for the industry was \$40,579 in 2008 versus \$39,776 in 2007.
- Securities, commodity contracts and investments average annual earnings were \$155,254 which was significantly higher than the other finance industries.



Source: Florida Agency for Workforce Innovation, Labor Market Statistics Center, Quarterly Census of Employment and Wages Program (QCEW), prepared April 2010.



Source: Florida Agency for Workforce Innovation, Labor Market Statistics Center, Quarterly Census of Employment and Wages Program (QCEW), prepared April 2010.

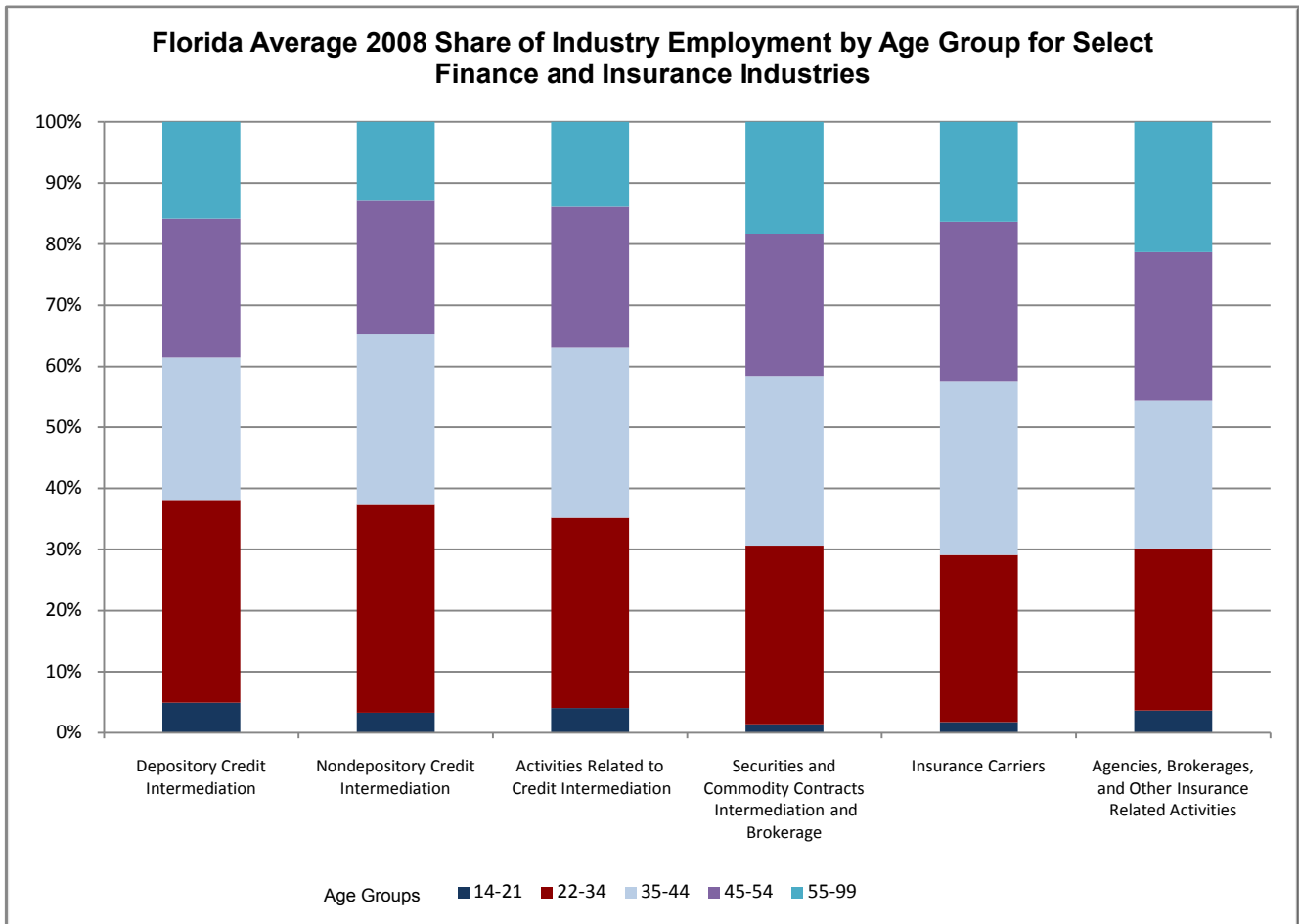
- The depository credit intermediation sector employs nearly 30 percent of the finance and insurance professionals in Florida.
- Other Florida subgroups with a high percentage of total employment include insurance carriers (20 percent), agencies, brokerages and other insurance related activities (18 percent), non-depository credit intermediation (14 percent) and securities and commodity contracts intermediation and brokerage (8 percent).

## Top Occupations in Finance and Insurance Industry

Occupation Title	Employment		Annual Change		% of Industry	2009 Average Hourly Wage	2009 Training Requirement
	2009	2017	Total	Percent	Total		
<b>Total, All Occupations</b>	337,962	376,033	4,759	1.4			
Customer Service Representatives	36,160	42,554	799	2.21	10.70	14.36	Postsecondary Vocational
Tellers	29,638	32,962	415	1.40	8.77	12.25	Postsecondary Vocational
Loan Officers	24,642	27,856	402	1.63	7.29	28.40	Associate's Degree
Securities and Financial Services Sales Agents	14,898	15,775	110	0.74	4.41	37.79	Associate's Degree
Office Clerks, General	12,338	13,694	170	1.37	3.65	12.11	High School
Loan Interviewers and Clerks	11,349	11,606	32	0.28	3.36	16.11	Postsecondary Vocational
Bookkeeping, Accounting, and Auditing Clerks	8,927	9,795	108	1.21	2.64	15.79	Associate's Degree
First-Line Superv. of Office and Admin. Support Workers	7,270	7,255	-2	-0.02	2.15	22.64	Associate's Degree
Accountants and Auditors	5,482	6,076	74	1.35	1.62	29.77	Associate's Degree
Secretaries, Except Legal, Medical, and Executive	5,091	5,215	16	0.30	1.51	13.68	Postsecondary Vocational
New Accounts Clerks	4,937	4,269	-83	-1.69	1.46	14.38	Postsecondary Vocational
Insurance Underwriters	4,908	5,329	53	1.07	1.45	24.67	Postsecondary Vocational
Financial Managers	4,478	4,839	45	1.01	1.33	53.12	Associate's Degree
Bill and Account Collectors	3,435	3,954	65	1.89	1.02	15.18	High School
Receptionists and Information Clerks	3,304	3,716	51	1.56	0.98	12.10	High School

Source: Florida Agency for Workforce Innovation, Labor Market Statistics Center, Long Term Projections Program, forecast to 2017. Projections to the year 2017 assume economic recovery.

- Customer service representatives are the largest occupation within the finance and insurance industry with an average wage of \$14.36 in 2009.
- Average hourly wages among the fifteen largest finance and insurance industry occupations range from a high of \$53.12 for financial managers to a low of \$12.10 for receptionists and information clerks in 2009.
- The highest paying occupations are financial managers (\$53.12); securities and financial services sales agents (\$37.79); and accountants and auditors (\$29.77).

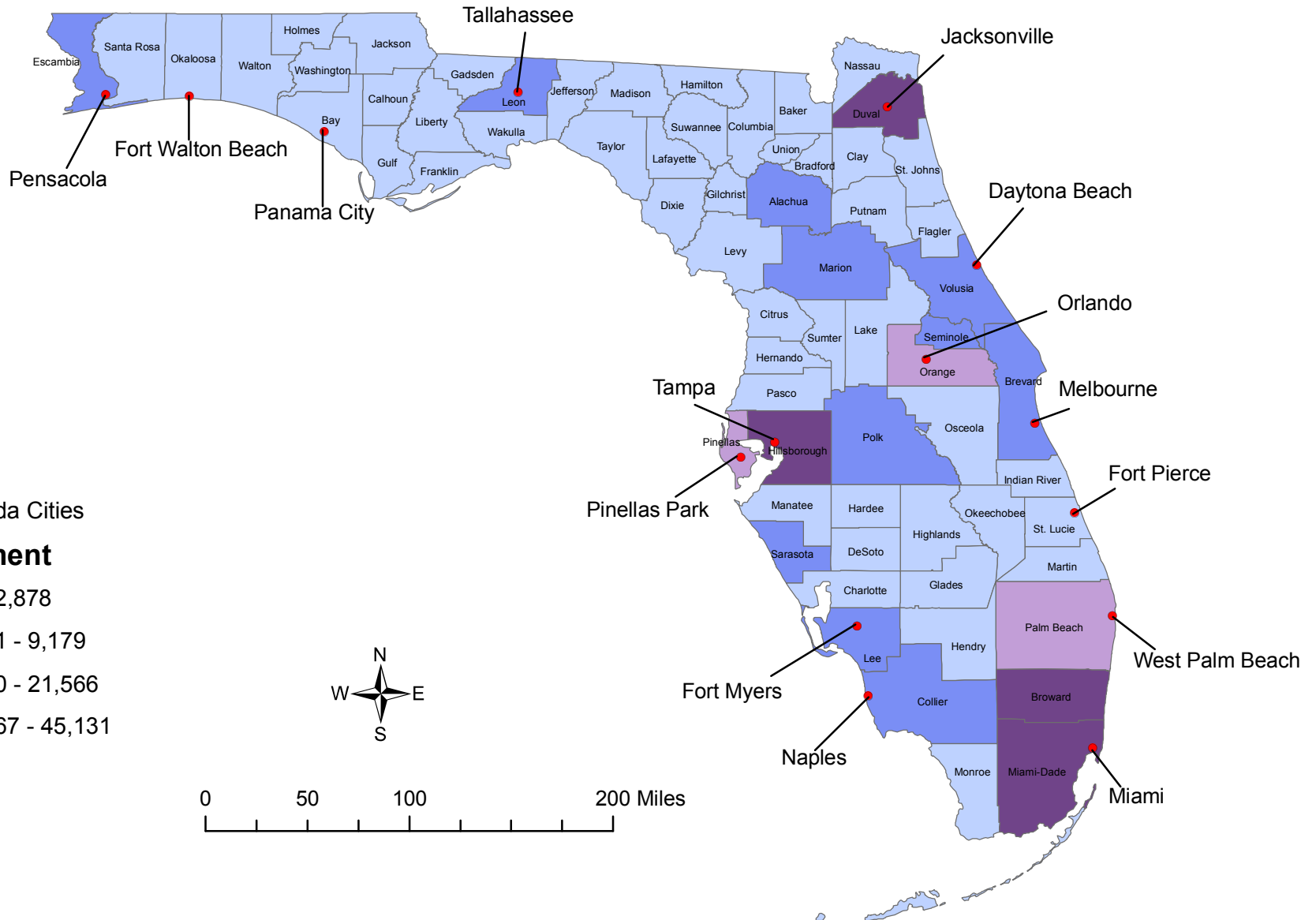


Source: U.S. Census Bureau, Local Employment Dynamics Program (LED).  
 Prepared by the Florida Agency for Workforce Innovation; April 2010.

- Higher wages are found in occupations with greater training requirements. Twelve of the fifteen largest health care occupations require additional certification beyond a high school diploma.
- Florida employment in the finance and insurance industry tends to be most heavily concentrated amongst the age groups 22-34, 35-44 and 45-54.
- Three occupations in the Finance and insurance industry had more than twice as many female employees compared to male employees in 2008. Those occupations were depository credit intermediation, insurance carriers, agencies, brokerages and other insurance.
- Florida employers in finance and insurance are concentrated along the coast and central parts of the state.
- Employment in the finance and insurance industry is concentrated in the southeast, central, and northeast parts of the state. These counties include: Broward, Hillsborough, Miami-Dade, Palm Beach, and Pinellas.



# Concentration of Finance and Insurance Employment





# Concentration of Finance and Insurance Establishments by Location

