

**FSA**  
**HANDBOOK**

---

**Noninsured Crop Disaster Assistance Program  
for 2001 and Subsequent Years**

---

To access the transmittal page click on the small reference.

**For State and County Offices**

SHORT REFERENCE

**1-NAP  
(Revision 1)**

UNITED STATES DEPARTMENT OF AGRICULTURE  
Farm Service Agency  
Washington, DC 20250



**UNITED STATES DEPARTMENT OF AGRICULTURE**

Farm Service Agency  
Washington, DC 20250

<b>Noninsured Crop Disaster Assistance Program for 2001 and Subsequent Years 1-NAP (Revision 1)</b>	<b>Amendment 77</b>
---	---------------------

**Approved by:** Acting Deputy Administrator, Farm Programs



**Amendment Transmittal**

**A Reasons for Amendment**

Exhibit 7.4 has been amended to provide 2011 crop codes, names, type abbreviations, eligible intended uses, pay crop codes, and pay type codes.

Exhibit 7.4.5 has been amended to provide 2012 crop codes, names, type abbreviations, eligible intended uses, pay crop codes, and pay type codes.

Exhibit 7.4.6 has been amended to provide 2013 crop codes, names, type abbreviations, eligible intended uses, pay crop codes, and pay type codes.

<b>Page Control Chart</b>		
<b>TC</b>	<b>Text</b>	<b>Exhibit</b>
		7.4, pages 5, 6 pages 9, 10 pages 13-16 pages 19-22 pages 35, 36 pages 39-44 7.4.5, pages 5, 6 pages 9, 10 pages 13-16 pages 19-24 pages 27, 28 pages 31, 32 pages 35, 36 pages 39-44 7.4.6, pages 5, 6 pages 9, 10 pages 13-16 pages 19-24 pages 27, 28 pages 31, 32 pages 35, 36 pages 39-44



## Table of Contents

	<b>Page No.</b>
<b>Part 1</b>	<b>Basic Information</b>
1	Overview..... 1-1
2	Units of Measure..... 1-3
3	DAFP Responsibilities..... 1-6
4	STC Responsibilities..... 1-7
5	SED Responsibilities ..... 1-9
6	COC Responsibilities..... 1-10
7	CED Responsibilities ..... 1-13
8	Producer Responsibilities..... 1-14
9	Deadlines for NAP ..... 1-15
10	PECD Addresses and FAX Number ..... 1-16
11	CCC-770 NAP ..... 1-17
12-20	(Reserved)
<b>Part 2</b>	<b>NAP Provisions</b>
21	Cause of Loss For 2006 and Prior Years ..... 2-1
21.5	Cause of Loss For 2007 and Subsequent Years..... 2-4
22	Coverage Period..... 2-4.6
23	CCC-471, Application for Coverage ..... 2-8
24	Service Fee..... 2-14.5
24.5	Transfer of NAP Coverage ..... 2-14.11
25	Prevented Planting for 2006 and Previous Years ..... 2-15
25.4	Prevented Planting for 2007 and Future Years ..... 2-16.4
25.5	Late Planting ..... 2-16.6
26	Amount of Assistance ..... 2-17
27	Quality Losses..... 2-18
28	Units..... 2-20
29	Eligible Producer ..... 2-21
30	HEL and WC Compliance ..... 2-22.5
31	FCIC Disqualification of Persons for NAP ..... 2-23
32	CAT Insurance Linkage..... 2-24
33	Qualifying Gross Revenues for 2008 and Previous Years..... 2-25
33.5	Average AGI for 2009 and Subsequent Years..... 2-30
34	Payment Limitations for 2008 and Previous Years ..... 2-31
34.5	Payment Limitations for 2009 and Subsequent Years..... 2-31
35	Multiple Benefits ..... 2-33
36	Unacceptable, Incorrect, or False Records and Certifications ..... 2-34
37	Misrepresentation, Scheme, or Device ..... 2-35
38	Liquidated Damages ..... 2-37
39	Variance ..... 2-38
40-105	(Reserved)

## Table of Contents (Continued)

	<b>Page No.</b>	
<b>Part 3</b>	<b>Crop Data Information</b>	
106	Crop Documentation.....	3-1
107	Expected Yield.....	3-1
107.5	Carrying Capacity.....	3-6.5
108	Average Market Prices.....	3-6.7
109	Unharvested and Prevented Planting Payment Factors.....	3-10
110	Minutes.....	3-12
111-150	(Reserved)	
<b>Part 4</b>	<b>Acres and Crops</b>	
<b>Section 1</b>	<b>Acreage</b>	
151	Unit Acreage and Production Certifications.....	4-1
152	Prohibiting Assigned Yields in Certain County Offices.....	4-3
153	Acreage Measurement Service.....	4-4
154	Reported and Determined Crop Acreage.....	4-4
155	Reported Crop Acreage.....	4-5
156	(Withdrawn--Amend. 17)	
157-169	(Reserved)	
<b>Section 2</b>	<b>Crops</b>	
170	National Crop Definition.....	4-31
171	Eligible Crops.....	4-34.5
172	Ineligible Crops.....	4-36
173	Types or Varieties of Crops.....	4-37
174	Handling Crops Produced for Different Intended Uses.....	4-38
175	Double-Cropped Acreage.....	4-45
176	Repeat Crops.....	4-46
177	Multiple-Planted Crops.....	4-46
178	Defining Planting Periods for Repeat and Multiple-Planted Crops.....	4-47
179	Multiple-Harvested Crops.....	4-50
180	Determining Crop Loss for Yield-Based Crops.....	4-50
181	Value Loss Crops.....	4-52
182	Aquaculture.....	4-53
183	Ornamental Nursery.....	4-61
183.5	Propagation Stock Nonornamental Nursery Seed (2012 and Subsequent Crop Years).....	4-66.5
184	Christmas Trees.....	4-67

## Table of Contents (Continued)

	<b>Page No.</b>
<b>Part 4</b>	
<b>Acres and Crops (Continued)</b>	
<b>Section 2</b>	
<b>Crops (Continued)</b>	
185 Ginseng .....	4-69
186 Turfgrass Sod .....	4-76
187 Controlled Environment Crops .....	4-78
188 Mushrooms .....	4-79
189 Floriculture .....	4-83
190 Honey .....	4-90
191 Maple Sap .....	4-96
192 General Forage Provisions .....	4-99
193 Defining Forage Crops.....	4-100.6
194 Mechanically Harvested Forage for “Other Than Seed” Provisions .....	4-104
194.5 Mechanically Harvested Forage for Seed Provisions .....	4-108.9
195 Grazed Forage Provisions .....	4-109
196 Small Grain Forage .....	4-111
197 NAP Coverage and RMA PRF Pilot Insurance Program Coverage.....	4-114
198 Multiple Marketed Crops.....	4-116.8
199 (Reserved)	
<b>Section 3</b>	
<b>Tropical Region Provisions</b>	
200 Coverage for Tropical Regions .....	4-117
201 Tropical Region Eligibility .....	4-117
202 Required Records.....	4-120
203-250 (Reserved)	
<b>Part 5</b>	
<b>Yields</b>	
<b>Section 1</b>	
<b>Basic Procedure</b>	
251 Overview .....	5-1
252 References to Regulations and Procedure .....	5-2.5
253 Types of Yields .....	5-3
254 Approved Yields .....	5-5
255 Actual Yields .....	5-10
256 Replacement Yield .....	5-10
257 Assigned Yield .....	5-11
258 Zero Credited Yield .....	5-12
259 Substitute Yield .....	5-13
260 T-Yields .....	5-14
261 Revising Approved Yields .....	5-15
262-270 (Reserved)	

## Table of Contents (Continued)

	<b>Page No.</b>
<b>Part 5</b>	
<b>Yields (Continued)</b>	
<b>Section 2</b>	
<b>Special Considerations</b>	
271 Continuity .....	5-35
272-281 (Reserved)	
<b>Section 3</b>	
<b>Unusual and Special Situations</b>	
282 New Producer .....	5-61
283 Exceptions for Livestock Producers .....	5-67
284 Center Pivot Irrigation Systems .....	5-68
285 Successor-in-Interest Eligibility .....	5-69
286 Yield Limitations .....	5-70
287 Increased Acreage and Added Land, Practice, Type, Intended Use, or Planting Period .....	5-71
288 Combining and Dividing Basic Unit APH Databases .....	5-75
289 Yield Type Indicators .....	5-78
290-300 (Reserved)	
<b>Section 4</b>	
<b>Specific Crop Procedures</b>	
301 Cotton .....	5-101
302 Crops With Intended Use of Processing .....	5-110
303 Conversion of Dry Pea Production .....	5-110
304 Coarse Grains .....	5-111
305 Sugar Cane .....	5-119
306 Perennial Crops .....	5-121
307 Adjustments for Fruit and Nut Crops .....	5-127
308 Lag Year Crops .....	5-137
309-320 (Reserved)	
<b>Part 6</b>	
<b>Production</b>	
321 Overview .....	6-1
322 Records of Production .....	6-2
323 Reports of Production .....	6-7
324 Using Another Producer's Records .....	6-10
325 Reported and Determined Production .....	6-10
326 Actual Production .....	6-11
327 Harvested Production .....	6-11
328 Appraised Production .....	6-15
329 Assigned Production .....	6-15
330 Expected Production .....	6-16.5
331 Net Production .....	6-16.5
332 Guaranteed Payments .....	6-17
333 Salvage Value .....	6-19
334-400 (Reserved)	



**Table of Contents (Continued)**

	<b>Page No.</b>
<b>Part 7</b>	
<b>Notice of Loss</b>	
<b>Section 1</b>	
<b>CCC-576</b>	
401 Reporting Loss .....	7-1
402-424 (Reserved)	
<b>Section 2</b>	
<b>Measurements and Appraisals</b>	
425 Overview .....	7-31
426 Performing Measurement Services .....	7-32
427 Performing Appraisals .....	7-33
428 (Withdrawn--Amend. 44)	
429-501 (Reserved)	
<b>Part 8</b>	
<b>General Payment Provisions</b>	
502 Application for Payment .....	8-1
503 Amount of Assistance .....	8-3
504 Reductions .....	8-5
505 Other Benefits .....	8-5
506 Determining Shares .....	8-5
507 Determination Appeals .....	8-6
508-599 (Reserved)	
<b>Part 9</b>	
<b>Compliance Reviews</b>	
600 NAP Compliance Reviews .....	9-1
601-750 (Reserved)	
<b>Part 10</b>	
<b>County Office Software Operations</b>	
<b>Section 1</b>	
<b>National Crop Table, 2008 and Prior Crop Years</b>	
751 Overview .....	10-1
751.5 NCT Pay Groupings .....	10-5
752 Rollover Process .....	10-6
753 National Crop Table Process .....	10-9
754 Units of Measure in the National Crop Table .....	10-12
755 County Office National Crop Table Process .....	10-22
756 State Office National Crop Table Process .....	10-32
756.5 National Office Crop Table Process .....	10-52
757 National Crop Table Information .....	10-55
758 Approval Flags .....	10-60.8
759 National Crop Table Reports .....	10-60.9
760-770 (Reserved)	

**Table of Contents (Continued)**

<b>Part 10</b>	<b>County Office Software Operations (Continued)</b>	<b>Page No.</b>
<b>Section 1.5 National Crop Table, 2009 and Subsequent Crop Years</b>		
771	Overview.....	10-60.31
772	NCT Pay Groupings.....	10-60.36.5
773	Rollover Process .....	10-60-37
774	NCT Process .....	10-60.39
775	Units of Measure in NCT.....	10-60.41
776	County Office NCT Process .....	10-60.42
777	State Office NCT Process .....	10-60.55
778	National Office NCT Process .....	10-60.87
779	NCT Information .....	10-60.95
780	Approval Flags.....	10-60.110.6
781	NCT Reports .....	10-60.111
782-795	(Reserved)	
<b>Section 2 Unit Maintenance</b>		
796	Overview .....	10-61
797	Basic Unit Definition .....	10-62
798	Creating Initial Units.....	10-63
799	Unit Maintenance .....	10-64
800	Modifying Units .....	10-66
801	Creating Units .....	10-67
802	Unit Description Report .....	10-68
803-835	(Reserved)	
<b>Section 3 Approved Yields</b>		
836	Overview .....	10-101
837	Approved Yield Screen Flow .....	10-102
838	Approved Yield Report Screen Flow .....	10-114
839	Required Approved Yield Changes .....	10-115
840	Approved Yield Rollover.....	10-117
841-880	(Reserved)	

**Table of Contents (Continued)**

**Page No.**

**Part 10 County Office Software Operations (Continued)**

**Section 4 CCC-471**

881	Accessing NAP CCC-471 Software .....	10-151
881.5	Informational Screen MHACA013 .....	10-152.5
882	Producer Selection Screen MHACAA01 .....	10-153
882.5	Verification Screen MHACAA02 .....	10-154.5
883	Processing CCC-471's .....	10-155
883.5	Processing CCC-471's for Continuous Coverage Applications, 2005 and Future Years .....	10-156
884	Crop Selection Screen MHACAB01 .....	10-156.5
885	Coverage Screen MHACAC01 .....	10-158
885.5	Coverage Screen MHACAC01 As Applicable to Continuous Coverage Applications .....	10-160
886	Determination Screen MHACAC1A .....	10-160.9
887	Fees Screen MHACAC1B .....	10-161
888	Collection Screen MHACAC1C .....	10-164
889	CCC-471 Print Process .....	10-166
890	Canceling an Application for Coverage .....	10-167
891	Continuous Coverage Reminder Notification Letters .....	10-169
892-900	(Reserved)	

**Section 5 CCC-576, Notice of Loss/Application for Payment Noninsured Crop  
Disaster Assistance Program**

901	Accessing CCC-576 Software .....	10-191
902	Producer Selection Screen MHACL101 .....	10-193
903	(Reserved)	
904	Processing CCC-576 .....	10-197
905	NAP Unit Selection Screen MHACL201 .....	10-198
906	NAP Crop Selection Screen MHACL301 .....	10-199
907	Type Selection Screen MHACL401 .....	10-200
908	Disaster Event Screen MHACL601 .....	10-201
909	Loss Claims Selection Screen MHACL501 .....	10-204
910-914	(Reserved)	
915	Updating Approval/Disapproval Dates .....	10-217
916-1000	(Reserved)	

**Section 6 Application for Payment**

1001	Accessing Application for Payment Software .....	10-261
1002	Producer Selection Screen MHACWA01 .....	10-262
1003	Processing CCC-576, Application for Payment .....	10-263

**Table of Contents (Continued)**

**Page No.**

**Part 10 County Office Software Operations (Continued)**

**Section 6 Application for Payment (Continued)**

1004	Unit Selection Screen MHACWB01 .....	10-264
1005	Pay Crop Selection Screen MHACWC01 .....	10-265
1006	Crop Selection Screen MHACWC02 .....	10-266
1007	Producer Share Selection MHACWE0A .....	10-267
1008	Forage Question Screen MHACWD0B (2009 and Prior) .....	10-268
1008.5	Forage Question Screen MHACWD0B (2010 and Future).....	10-268.7
1009	Date of Loss Selection Screen MHACWL01 .....	10-269
1010	Carrying Capacity Selection Screen MHACWD02 .....	10-272
1011	Value Loss Screen MHACWE01 .....	10-275
1012	Yield Based Crops .....	10-279
1012.5	Approved Yield Adjustment Screen MHACWD0Y .....	10-282.5
1013	Forage Intended for Grazing Screen MHACWD03 .....	10-283
1014	Record More Data Question Screen MHACWD0C .....	10-286
1014.5	Additional Acres to Plant or Harvest Screen MHACWD0E .....	10-288
1015	Record Enrollment Data Screen MHACWD0F .....	10-288.6
1016	Entering Enrollment/Approval/Disapproval Dates .....	10-289
1017-1100	(Reserved)	

**Section 7 NAP Reports**

1101	NAP Reports Menu MHACR0 .....	10-301
1102	Producer CCC-471 Summary .....	10-303
1103	County Office Application for Coverage Summary Report .....	10-304
1104	State Office Application for Coverage Summary Report .....	10-305
1105-1109	(Reserved)	
1110	Reconciliation Report .....	10-321
1111	NAP Applications Needing Update Because of Crop Table Changes .....	10-327
1112	Approved Yield Review Register .....	10-328
1113-1150	(Reserved)	

**Section 8 (Withdrawn--Amend. 42)**

1151-1153	(Withdrawn--Amend. 42)	
1154-1275	(Reserved)	

**Table of Contents (Continued)**

		<b>Page No.</b>
<b>Part 11</b>	<b>Payment Processing</b>	
<b>Section 1</b>	<b>NAP Payment Provisions</b>	
1276	General Payment Provisions .....	11-1
1277	Funds Control for NAP Payments .....	11-5
1278	NAP Payment Groupings .....	11-7
1279	Manual Payment Calculations .....	11-9
1280	Manual Payment Calculations for NAP Yield-Based Crops .....	11-10
1281	Manual Payment Calculations for NAP Value Loss Crops .....	11-21
1282	Manual Payment Calculations for Grazing Crops .....	11-25
1283	Manual Payment Calculations for NAP Yield-Based Crops - 2002 and Future Years .....	11-33
1283.5	Manual Payment Calculations for NAP Yield-Based Crops With Multiple Crop Types Having Prevented Planted Acres.....	11-44.5
1284	Manual Payment Calculations for NAP Value Loss Crops - 2002 and Future Years .....	11-45
1285-1309	(Reserved)	
<b>Section 2</b>	<b>Issuing NAP Payments</b>	
1310	Overview .....	11-201
1311	Prerequisites for Issuing Payments .....	11-202
1312	Applying Payment Limitation .....	11-203
1313	Accessing the NAP Payment Software on AS/400.....	11-204
1314	Payment Processing .....	11-205
1315	NAP Payment Processing for Crop Years 2001 Through 2008 .....	11-208
1316-1320	(Reserved)	
1321	Issuing 2010 Payments .....	11-219
1322	Payment Selection Screen MHACPA01 .....	11-222
1323	Batch Check and Printing Control Screen MHACPN01 .....	11-224
1324	NAP Funds Control Verification .....	11-228
1325-1349	(Reserved)	
<b>Section 3</b>	<b>Canceling Payables</b>	
1350	Canceling Erroneous Payables .....	11-295
1351	Canceling Payables Through the NAP Payment Application .....	11-298
1352	Cancellation Screen MHACPA02 .....	11-304
1353	Payable Cancellation Screen MHACOA01 .....	11-307
1354	Canceling NAP Payment Process .....	11-310
1355-1364	(Reserved)	

**Table of Contents (Continued)**

<b>Part 11</b>	<b>Payment Processing (Continued)</b>	<b>Page No.</b>
<b>Section 4</b>	<b>Overpayment Processing</b>	
1365	General Overpayment Provisions .....	11-333
1366	Charging Interest .....	11-335
1367	Debt Basis Codes .....	11-336
1368-1370 (Reserved)		
1371	Accessing Overpayment Software .....	11-345
1372	Computing Overpayments .....	11-346
1373	Transferring Overpayment Amount to CRS .....	11-348
1374-1376 (Reserved)		
1377	Overpayment Selection Screen MHACPA01 .....	11-359
1378	Overpayment Transfer Selection MHACOE02 .....	11-361
1379	Overpayment Transfer Confirmation Screen MHACOF01 .....	11-363
1380	Batch Overpayment Printing Control Screen MHACON01 .....	11-369
1381-1384 (Reserved)		
1385	Canceling Overpayments .....	11-379
1386	Cancellation Selection Screen MHACPA02 .....	11-382
1387	Overpayment Cancellation Screen MHACOS01 .....	11-385
1388	Overpayment Register .....	11-387
1389	Overpayment Register Messages .....	11-389
1390-1399 (Reserved)		
<b>Section 5</b>	<b>Payment Registers and Reports</b>	
1400	Overview .....	11-441
1401-1405 (Reserved)		
1406	PPH Print .....	11-451
1407	Printing PPH .....	11-455
1408-1412 (Reserved)		
1413	CCC-576E, NAP Estimated Calculated Payment Report.....	11-465
1414	Printing CCC-576E's .....	11-482
1415-1424 (Reserved)		
1425	Pending Payment Registers .....	11-503
1426-1430 (Reserved)		
1431	Nonpayment Register .....	11-515
1432	Nonpayment Register Messages .....	11-515
1433-1444 (Reserved)		
<b>Section 6</b>	<b>Recovery Process</b>	
1445	Using the Recovery Process .....	11-543
1446	Diagnostic Report .....	11-544

**Table of Contents (Continued)**

**Page No.**

**Part 12      Problems Loading CCC-471's**

1461	Overview.....	12-1
1462	Missing Crop or Crop Type .....	12-2
1463	Required Documentation for State Office Review .....	12-5
1464	Manual CCC-471's .....	12-6
1465	Continuous Coverage and Selected Crops.....	12-7
1466	Incorrect Crop, Crop Type, or Producer .....	12-8
1467	Action.....	12-10
1468-1480 (Reserved)		

**Part 13      2011 and Subsequent Crop Years Web-Based Payment Processing**

1481	Payment Processing .....	13-1
1482	Canceling Payments.....	13-3
1483	Payment Reports .....	13-4
1484	CCC-576E, NAP Estimated Calculated Payment Report.....	13-5
1485-1520 (Reserved)		

**Part 14      NAP Automation**

**Section 1      Software Access**

1521	Accessing Software.....	14-1
1522	Select State, County, and Year .....	14-4
1523	Main Menu.....	14-5
1524	Nationwide Customer Service .....	14-8
1525	State Office Access .....	14-9
1526-1530 (Reserved)		

**Section 2      (Reserved)**

1531-1568 (Reserved)

**Section 3      Unit Maintenance**

1569	Options .....	14-21
1570	Searching by Producer .....	14-22
1571	Creating Units .....	14-23
1572	Unit Details .....	14-25
1573	Producer Units .....	14-27
1574	Searching by Unit Number .....	14-28
1575	Auto Creating Units .....	14-28
1576	Reports .....	14-29
1577-1615 (Reserved)		





**Table of Contents (Continued)**

<b>Part 14</b>	<b>NAP Automation (Continued)</b>	<b>Page No.</b>
<b>Section 4 Notice of Loss</b>		
<b>Subsection 1 2012 Notice of Loss</b>		
1616	Search Notice of Loss Screen .....	14-31
1617	SCIMS Customer Search .....	14-34
1618	Enter Cause of Loss Screen .....	14-35
1619	Crop Selection.....	14-37
1620	Unit Details .....	14-39
1621	Create Notice of Loss.....	14-40
1622	Confirmation.....	14-40.21
<b>Subsection 2 2013 and Subsequent Years Notice of Loss</b>		
1629	Search Notice of Loss Screen .....	14-40.22
1630	SCIMS Customer Search .....	14-40.25
1631	Enter Cause of Loss Screen .....	14-40.26
1632	Crop Selection.....	14-40.28
1633	Create Notice of Loss.....	14-40.33
1634	Confirmation.....	14-40.36
1635-1640 (Reserved)		
<b>Subsection 3 Notice of Loss Reports</b>		
1641	Reports .....	14-40.47
1642-1660 (Reserved)		
<b>Sections 5 Approved Yields</b>		
1661	Options.....	14-41
1662	Adding, Editing, or Canceling Approved Yields by Producer .....	14-42
1663	Unit Selection.....	14-44
1664	Unit Details .....	14-45
1665	Searching Approved Yields .....	14-46
1666	Crop Selection.....	14-50
1667	Approved Yield Data .....	14-52
1668	Approved Yield Summary and Signature Data .....	14-61
1669	Adding, Editing, or Canceling Approved Yields by Unit Number.....	14-64
1670	Signing Approved Yields.....	14-66
1671	Editing Approved Yields .....	14-69

**Table of Contents (Continued)**

<b>Part 14</b>	<b>NAP Automation (Continued)</b>	<b>Page No.</b>
<b>Sections 5    Approved Yields (Continued)</b>		
1672	Reactivating Approved Yields.....	14-71
1673	Confirmation.....	14-72
1674	Reports.....	14-74
1675	Required Approved Yield Changes.....	14-75
1676-1700 (Reserved)		
<b>Section 6    Application for Payment</b>		
1701	Search Application for Payment Screen.....	14-101
1702	SCIMS Customer Search.....	14-103
1703	Unit Selection.....	14-104
1704	Unit Details.....	14-105
1705	Pay Group Selection.....	14-105
1706	Crop Selection.....	14-107
1707	Date of Loss Selection.....	14-110
1708	Confirmation.....	14-112
1709	Delete Crop.....	14-113
1710-1715 (Reserved)		
<b>Subsection 1   Yield Based Crops</b>		
1716	Yield Loss Acreage Selection.....	14-115
1717	Appraisal or Report of Production.....	14-117
1718	Application for Payment Summary Screen.....	14-122
1719-1725 (Reserved)		
<b>Subsection 2   Graduated Value Loss Crops</b>		
1726	Value Loss Crops (Graduated).....	14-155
1727	Application for Payment Summary.....	14-158
1728-1740 (Reserved)		
<b>Subsection 3   Non-Graduated Value Loss Crops</b>		
1741	Value Loss Crops (Non-Graduated).....	14-183
1742	Application for Payment Summary Screen.....	14-186
1743-1755 (Reserved)		

**Table of Contents (Continued)**

**Page No.**

**Part 14      NAP Automation (Continued)**

**Section 6      Application for Payment (Continued)**

**Subsection 4   Grazing Crops**

1756	Grazing Loss Acreage.....	14-211
1757	Grazing “AUD” Loss Calculations.....	14-213
1757.5	Deleting Carrying Capacity .....	14-216
1758	Application for Payment Summary Screen.....	14-217
1759-1770 (Reserved)		

**Subsection 5   Forage Crops**

1771	Special Forage.....	14-241
1772-1780 (Reserved)		

**Subsection 6   Application for Payment Reports**

1781	Reports .....	14-265
------	---------------	--------

**Exhibits**

1	Reports, Forms, Abbreviations, and Redelegations of Authority
2	Definitions of Terms Used in This Handbook
3	Menu and Screen Index
4-6	(Reserved)
7	(Withdrawn--Amend. 66)
7.1	(Withdrawn--Amend. 66)
7.2	2008 Crop Groups
7.3	2009 Crop Groups
7.3.5	2010 Crop Groups
7.4	2011 Crop Groups
7.4.5	2012 Crop Groups
7.4.6	2013 Crop Groups
7.5	(Withdrawn--Amend. 66)
7.6	(Withdrawn--Amend. 66)
7.7	(Withdrawn--Amend. 66)
8	Example of Continuous Coverage Reminder Notification Letter
9	CCC-577, Transfer of NAP Coverage
9.5	Prevented Planting for 2007 and Future Years
10	Examples for Determining Gross Income
11-16	(Reserved)

## Table of Contents (Continued)

### Exhibits (Continued)

17	CCC-456, NAP Crop Data Information
18	Examples for Determining Peanut Average Market Price
19, 20	(Reserved)
21	NAP Grass for Grazing Worksheet
22	Examples and Explanations of NAP Grass for Grazing Worksheet Calculations
23, 24	(Reserved)
25	CCC-452 Manual, NAP Actual Production History and Approved Yield Record
26-40	(Reserved)
41	Abbreviations for CCC-576 and CCC-576-1
42	Instructions for Completing CCC-576-1
43	Instructions for Completing CCC-576 for 2012 and Prior Years
44	Instructions for Completing CCC-576 for 2013 and Subsequent Years
45	Approved Yield Examples
46-49	(Reserved)
50	(Withdrawn--Amend. 32)

## Part 1 Basic Information

### 1 Overview

#### A Purpose

This handbook provides policy and procedures to State and County Offices for administering NAP.

#### B NAP Purpose and Eligibility

[7 CFR 1437.4] NAP was designed to reduce financial losses that occur when natural disasters cause a catastrophic loss of production or prevented planting of an eligible crop by providing coverage equivalent to CAT insurance. Statute limits NAP to each commercial crop or agricultural commodity, except livestock, for which CAT is not available and is produced for food or fiber. Statute provides that the term “eligible crop” specifically include the following:

- floricultural
- ornamental nursery
- Christmas tree crops
- turfgrass sod
- industrial crops
- seed crops
- aquaculture, including ornamental fish.

#### C Sources of Authority

Authority for NAP is the Federal Agriculture Improvement and Reform Act of 1996 (Pub. L. 104-127) as amended by the Agricultural Risk Protection Act, 2000. Regulations governing NAP are in **7 CFR Part 1437**.

#### D Related Handbooks

Handbooks related to NAP include the following:

- 1-APP for appeals
- 1-CM for signatures, powers of attorney, name and address files, and handling controlled substance cases
- 3-CM for farm, tract, and crop data
- \*--9-CM for common payment reports--\*
- 2-CP for acreage reports, acreage determinations, and spot checks

## 1 Overview (Continued)

### D Related Handbooks (Continued)

- 4-CP for tolerance and misrepresentation, scheme, or device

\* \* \*

- 6-CP for conservation compliance
- 7-CP for the finality rule and misaction/misinformation
- 1-FI for issuing payments
- 3-FI for depositing remittances
- 6-FI for accounting interface
- 58-FI for refunds of overpayments, withholding payments, and setoffs
- 61-FI for prompt payment interest penalties
- 63-FI for assignments and joint payments
- \*--64-FI for the National Receipts and Receivables System--\*
- 5-LP for measurement of farm-stored production
- 2-NAP for LA and crop appraisal
- 1-PL for “person” determinations
- 2-PL for control counties
- \*--4-PL for direct attribution--\*

\* \* \*

- \*--2-NAP for LA’s and loss claims--\*
- RMA manuals for loss adjustment and yield calculations include, but are not limited to, the following:
  - CIH
  - Loss Adjustment Manuals
  - Individual Crop Handbooks.

**1 Overview (Continued)**

---

**E**

**Administration**

[7 CFR 1437.2] NAP is administered under the general supervision of the Executive Vice President, CCC. NAP shall be carried out by STC's and COC's according to program policy and instructions issued by DAFP.

STC, COC, and their employees or representatives do **not** have authority to modify or waive any provision of regulations or procedure applicable to NAP.

\* \* \*

No provision or delegation to STC or COC shall preclude either the Executive Vice President, CCC, or DAFP from either of the following:

- determining any question arising under NAP
  - reversing or modifying any determination made by STC or COC.
- 

**2 Units of Measure**

---

**A**

**Application**

Use the same unit of measure for all NAP data for each crop, such as, but not limited to:

- determining crop production
  - establishing a crop yield and market price.
- 

Continued on the next page

2 Units of Measure (Continued)

**B**

**Production and Yields**

The smallest unit of measure that lends itself to the greatest level of accuracy with minimal use of fractions shall be selected. See subparagraph D for rules of rounding fractions.

Units of measure and how that unit is expressed for production and yields are listed in this table.

Unit of Measure	Expressed
Pounds, ounces, bushels, or inches	Whole number
Tons	Hundredths
Hundredweight (cwt.)	
Flowering tree or shrub	Whole number (1 each)
Field- or container-grown plants or bushes	Whole number (1 each)
Flats	Whole number
Square yard	Whole number
Containers, bunches, stems, pieces, and lugs	<p>Whole number</p> <p><b>Note:</b> All containers, bunches, stems, pieces, lugs, etc. shall include the weight or number, as applicable, and be consistent across the entire State.</p> <p><b>*--Example:</b> Yield = 100 containers    1 container = 25 pounds--*</p> <p>STC shall ensure that both the yield and average market price are based on the same weight or number. If the weight or number is the same as a self-defined unit of expression, such as pound, ton, etc., use the self-defined unit of expression.</p>

**Note:** Use the FCIC-established units of measure on all crops for which there is an insurance policy offered in the State. If insurance is not available in the State, STC may consider, but is not required to use, FCIC-established units of measure.

\* \* \*

Continued on the next page



2 Units of Measure (Continued)

**C Market Prices and Payment Shares**

Establish market prices for the same unit of measure used to determine production and yields.

Express market prices and payment shares using 4 decimal places.

**D Basic Rule of Fractions**

[7 CFR 718.10] Rounding of fractions shall be done after completing the entire computation that is being made. In making mathematical determinations, all computations shall be carried to 2 decimal places beyond the required number of decimal places specified in subparagraph B. In rounding, fractional digits of 49 or less beyond the required number of decimal places shall be dropped. If fractional digits beyond the required number of decimal places are 50 or more, the figure at the last required decimal place shall be increased by 1 as follows.

Required Decimal	Computation	Result
Whole Numbers	6.49 or less	6
	6.50 or more	7
Tenths	7.649 or less	7.6
	7.650 or more	7.7
Hundredths	8.8449 or less	8.84
	8.8450 or more	8.85
Thousandths	9.63449 or less	9.634
	9.63450 or more	9.635
Ten Thousandths	10.993149 or less	10.9931
	10.993150 or more	10.9932

**3 DAFP Responsibilities**

**A Responsibilities**

DAFP shall:

- develop all NAP regulations and policy
- ensure that NAP is administered according to program regulations.

\* \* \*

**4 STC Responsibilities**

**A Administering Provisions**

STC shall:

- determine Statewide policy according to this handbook
- administer all phases of NAP in the State through SED
- take any action required by either regulation or procedure that COC has not taken
- correct, or require COC to correct, any action that is not according to NAP regulations or procedure
- require COC to withhold taking any action that is not according to NAP regulations or procedure
- thoroughly document in the STC minutes all program recommendations, such as crop data, program and eligibility determinations, appeals, etc.
- ensure that County Offices accept from interested producers CCC-471 according to paragraph 23.

**B County-Expected Yields**

STC shall:

- establish and recommend NAP county-expected yields according to paragraph 107
- establish acres per animal unit and normal grazing days for forage according to paragraph 195
- \*--identify COC with authority to adjust AUD according to subparagraph 195 C--\*
- forward recommended county-expected yields and established acres per animal unit and normal grazing days to DAFP according to paragraph 10.

**4 STC Responsibilities (Continued)**

**C Average Market Price and Payment Factors**

STC shall:

- establish and recommend average market prices according to paragraph 108
- \*--establish payment factors according to paragraph 109.

\* \* \*

**D Establishing Reporting Deadlines and Other Applicable Dates**

STC shall establish the following dates for all crops for which CCC-471 may be submitted in the State:

- final planting dates
- planting periods for multiple-planted crops according to paragraph 178
- normal harvest date
- application closing date according to paragraph 23
- acreage reporting date according to 2-CP.

**E Publicizing Applicable Reporting Dates and Other Deadlines**

STC shall ensure widespread publication of program provisions, including deadlines for submitting:

- CCC-471
- notice of loss
- application for payment
- change of ownership, operation, or share
- report of production
- certification of actual production history and approved yield
- acreage reporting date.

**F Appeals**

STC shall ensure that all appeals are handled according to 1-APP.

**5 SED Responsibilities**

**A Responsibilities**

SED shall ensure that State and County Office employees:

- administer the program according to regulations and procedures
- are thoroughly trained
- understand the intent of NAP
- are alert to possible abuses of NAP.

**B Publicizing Program Information**

SED shall instruct and ensure that County Offices:

- publicize all significant information about NAP
- maintain an accurate record of all publicity efforts.

**C Training**

SED shall provide adequate training to County Office employees to ensure that policy and procedures are administered:

- uniformly within the State
- according to NAP guidelines.

**D Loss Adjustment Agreements and Training**

SED shall follow 2-NAP to obtain the services of certified LA's.

## 6 COC Responsibilities

### A Responsibilities

COC shall ensure that:

- CCC-471's are taken from all interested producers
- if it has been determined that CCC-471 has been timely filed, then accept from interested producers:
  - notice of loss (CCC-576, Part B) according to paragraph 401
  - application for payment (CCC-576, Parts D through F, as applicable) according to paragraph 502
- determinations are thoroughly documented
- determinations, yield assignments, loss adjustment appraisals, production assignments, and measurements are made in a timely manner
- COC minutes contain a complete record of determinations
- payments are made in a timely manner
- second-party reviews are conducted on all payment calculations on each NAP application for payment before COC approval

**Note:** The employee performing the second-party review shall initial and date applicable documents.

- NAP payments are approved only after COC is satisfied that the payment is properly calculated and due each producer, including COC satisfaction that:
  - the producer's unit is established correctly
  - the acreage claimed is accurate, was planted timely, and is cared for using good farming practices
  - prevented planting claim is reasonable and justified
  - production records presented for the year in which the natural disaster occurred are verified and represent a true and complete record of the production for the unit

## 6 COC Responsibilities (Continued)

### A Responsibilities (Continued)

- the certified production for approved yield purposes is reasonable
- the claimed share reflects the participant's share ownership interest in the crop at the time of loss

**Note:** If the participant claiming a share of the payment has entered into any agreement or contract to grow or produce the crop for another and without retaining any ownership share interest in the crop, the participant cannot be considered to have a valid claim to a share of NAP payments.

- \*--for 2008 and prior years, the "person" requesting a payment has certified they have not exceeded the \$2 million gross revenue limitation
- for 2009 and subsequent years, AGI limitation procedure in 4-PL is followed--\*
- conservation compliance requirements have been met
- total payments issued for claimed losses do not cause a "person" to receive more than \$100,000 under NAP for the crop year
- \*--approval of CCC-576, Part B, results in an immediate approval letter sent to each producer filing CCC-576
- disapproval of CCC-576, Part B, results in immediate disapproval letters sent to each of the producers with an interest in the specific crop acreage covered by the CCC-576. The letters shall include the following:
  - notification that CCC-576, Part B was disapproved
  - reason or reasons for the disapproval
  - applicable appeal rights according to 1-APP.--\*

COC approval of CCC-576:

- Part C, signifies that:
  - applicant provided an acceptable notice of loss according to paragraph 401
  - natural disaster caused damage or loss as claimed
- Part H, signifies that applicant has provided all requisite forms, evidence, and information according to paragraph 502.

**Note:** The fact that a producer did not suffer a qualifying 50 percent loss to receive a NAP payment will not affect whether COC approves CCC-576, Part H. Applications for \*--payment that meet this criteria should be approved and processed through the automated system even though a zero payment is calculated.--\*

**6 COC Responsibilities (Continued)**

**B Publicizing Information**

COC shall:

- ensure that NAP provisions are well publicized through the use of newsletters, print media, radio, television, meetings, and any other appropriate means
- maintain an accurate record of all publicity efforts.

COC shall publicize all significant information about the program, including, but not limited to, the following:

- producer and crop eligibility
- conservation compliance requirements
- acreage reporting requirements
- notice of loss requirements
- loss adjustment (appraisal) requirements
- production record requirements
- applicable dates and deadlines
- payment limitations
- gross income limitations.

**C Appeals**

COC shall ensure that all appeals are handled according to 1-APP.



## 7 CED Responsibilities

---

### A

#### Responsibilities

CED shall ensure that:

- all program provisions in this handbook are administered uniformly throughout the county
  - COC and STC policies are implemented
  - applicable handbooks and manuals are followed
  - County Offices accept from interested producers CCC-471 according to paragraph 23
  - if it has been determined that CCC-471 has been timely filed, then accept from producers:
    - notice of loss (CCC-576, Part B) according to paragraph 401
    - \*--application for payment (CCC-576, Parts D through F, as applicable)--\* according to paragraph 502
  - adequate training is provided to program technicians and field assistants
  - delegations of authority are followed.
-

## 8 Producer Responsibilities

---

### A

#### Responsibilities

To be eligible for NAP payments, producers shall timely:

- file CCC-471 according to paragraph 23
  - and accurately report the acreage and shares for all crops for which CCC-471 is filed
  - certify crop production history for approved yield calculation
  - complete CCC-502 and supporting forms
  - provide a certification for the \$2 million gross revenue limitation for each “person” in an operation
  - certify conservation compliance on AD-1026
  - request measurement service, if needed
  - file a notice of loss and application for payment
  - request a crop appraisal, as applicable.
-

## 9 Deadlines for NAP

## A Deadlines

Many of the deadlines applicable for NAP are in this table.

Issue	Due Date	Late-Filed?	Reference
CCC-471	By the applicable application closing date.	No	Paragraph 23
PRD	No later than the immediately subsequent crop year acreage reporting date for the crop.	Yes	Subparagraph 323 A
*--Acreage reporting date on CCC-576	For low yield acreage, before filing CCC-576, Part B.  <b>Note:</b> For prevented planting acreage see 2-CP.	Yes	Paragraph 401
CCC-576, Part B	For: <ul style="list-style-type: none"> <li>• low yield, within 15 calendar days after the disaster occurrence or date damage to the crop became apparent</li> <li>• 2006 and prior years prevented planting, within 15 calendar days after the final planting date.</li> </ul> <b>Note:</b> For 2007 and subsequent years prevented planting, see 2-CP.	Yes	Paragraph 401
Final FSA-578 Date	For NAP acreage not on CCC-576, Part B, no later than the date specified in 2-CP, Exhibit 6.--*	Yes	2-CP, Exhibit 6
CCC-576, Part G	No later than the immediately subsequent crop year acreage reporting date for the crop.	No	Paragraph 502
Payments	See subparagraph 1276 I.	N/A	Subparagraph 1276 I

**10 PECD Addresses and FAX Number**

**A Addresses and FAX Number**

Mail or FAX documentation to PECD, DAB at 1 of the following:

- for FedEx or overnight mail:

USDA FSA DAFP PECD DAB  
ROOM 3643 SO BLDG  
1400 INDEPENDENCE AVE SW  
WASHINGTON DC 20250-0001  
\*--telephone: 202-720-5172--\*

- for other mail:

USDA FSA DAFP PECD DAB  
STOP 0517  
1400 INDEPENDENCE AVE SW  
WASHINGTON DC 20250-0517

- for FAX, 202-690-3646.

## 11 CCC-770 NAP

### A Introduction

The Improper Payments Information Act of 2002 requires Federal agencies to evaluate programs to determine if internal controls are sufficient to prevent improper payments. CCC-770 NAP was developed to address areas of concern to ensure that NAP payments are issued properly.

### B Program Checklist

CCC-770 NAP:

- is applicable to administering NAP
- \*--may be used when an application for payment is filed--\*

\* \* \*

- does not negate STC, SED, State Office, DD, COC, CED, and County Office responsibility for administering all provisions applicable to NAP.

**Note:** CCC-770 NAP was developed by the National Office and is the only authorized checklist for NAP. County Offices shall **not** use State- or locally-generated checklists for administering NAP.

### C Maintaining CCC-770 NAP

CCC-770 NAP is applicable for each producer, by crop year, unit, and pay group.

CCC-770 NAP has been designed to enable County Offices to update CCC-770 NAP throughout the crop year as actions are taken and shall be filed in the producer's NAP folder.

### D Retention Period

All CCC-770 NAP's shall be retained in the producer's NAP folder with CCC-471 according to 25-AS, Exhibit 50.5. If a new CCC-770 NAP is initiated because of an addition of a unit, pay group, or loss, then the original CCC-770 NAP shall be retained, along with the additional CCC-770 NAP.

CCC-770 NAP shall be destroyed when CCC-471 is destroyed.

## 11 CCC-770 NAP (Continued)

**\*--E County Offices Using CCC-770 NAP**

County Offices may use CCC-770 NAP as a management tool to help address deficiencies identified by a review or spot check of whether NAP program policies or procedures are being followed before issuing a NAP payment. If all documents are reviewed for all pay--\* groups in the unit as a result of the same cause of loss, then only one CCC-770 NAP is necessary. For those situations, ENTER "All" on CCC-770 NAP, item 6B. If documentation is not being reviewed for all pay groups at 1 time because either a "Yes" answer could not be certified to for a specific pay group or there were different causes of loss between pay groups, only then list the applicable pay groups on CCC-770 NAP, item 6B for which a "Yes" can be certified to. For those pay groups that cannot be certified with a "Yes", a separate CCC-770 NAP must be completed.

The County Office employee that completes each item on CCC-770 NAP is certifying that the applicable program provisions have, or have not, been met. \* \* \* As an alternative, County Offices may choose to review all items after COC approval, if applicable \* \* \*.

Once all questions on CCC-770 NAP have been answered in a manner that supports approving the applicable forms, the County Office employee shall sign CCC-770 NAP, item 23 as the preparer.

**\*--Note:** In cases involving multiple preparers, the preparer can use the "Remarks" section, item 26 to indicate which items they verified.--\*

Additionally, County Offices shall refer to the applicable handbook provisions as specified for additional information.

**Reminder:** County Offices cannot rely solely on using CCC-770 NAP for administering NAP. All program provisions must be met, not just the items included on CCC-770 NAP. CCC-770 NAP is tool to assist with program administration and includes the major areas where deficiencies have been identified, but it is not, nor is it intended to be, inclusive of all NAP provisions.

\* \* \*

**\*--F Determining When to Use CCC-770 NAP**

SED, STC or designee, DD, or CED shall determine:

- when County Offices are to complete CCC-770 NAP if apparent internal control deficiencies are found during CED, STC representative, or DD reviews
- whether CCC-770 NAP is necessary to avoid findings indicated by CORP reviews
- when additional internal controls are necessary to reduce improper payments.--\*

11 CCC-770 NAP (Continued)

G Example of CCC-770 NAP

The following is an example of CCC-770 NAP.

\*--

<b>This form is available electronically.</b>				
<b>CCC-770 NAP</b> (07-22-09)  <b>NONINSURED CROP DISASTER ASSISTANCE PROGRAM CHECKLIST</b>	USDA CCC	1. Producer Name		
	2. State Name		3. County Office Name	
	4. Crop Year	5A. Unit(s)	5B. Pay Group(s)	
	<b>Office Staff Actions:</b>	<b>Handbook or Other References</b>	YES	NO
<b>Application for Coverage</b>				
6. Has the CCC-770 ELIG 2002 or CCC-770 ELIG 2008 Checklist been completed as applicable?	3-PL, paragraph 3 Notice PL-188			
7. Was the fee timely paid, or waived because of limited resource producer rules?	1-NAP, paragraph 23			
8. Has proper signature authority been obtained and the application been signed by the producer (unless continuous coverage) and a CCC Representative?	1-CM, Part 25			
9. Has the CCC-257 Schedule of Deposit number been entered on the CCC-471 NAP Application for Coverage (if applicable)?	1-NAP, paragraphs 23 and 24			
<b>Notice of Loss</b>				
10. Has automated FSA-578 Crop Report been timely filed and signed by producer for the unit including acreage of the eligible crop?	1-NAP, paragraph 151, 2-CP, Section 7			
11. Does the CCC-576 Notice of Loss, Part B, contain sufficient information relating to the loss, and has it been timely filed including date stamp?	1-NAP, paragraph 401			
12. Has the COC action been recorded on CCC-576 Notice of Loss, Part C, and in the automated system and COC minutes?	1-NAP, paragraph 401			
<b>Production</b>				
13. Have appropriate production records been timely submitted, signed by producer AND date stamped by the County Office?	1-NAP, paragraphs 322, 425, and 426, Exhibit 42			
14. Has a CCC-576-1 Appraisal/Production Report for NAP been completed for unharvested crops?				
15. Has an appraisal been completed if the producer hand harvested crops (if applicable)?				
16. Have inventory records been supplied for value loss crops (if applicable)?				
<b>Application for Payment</b>				
17. Has the automated CCC-576 Part G Certification and Application for Payment been signed by the producer with proper signature authority?	1-NAP, paragraph 502, Exhibit 43			
18. Has documentation been filed demonstrating control of land (Deeds, Leases, Grazing Permits, etc.)?	1-NAP, paragraph 29			
19. Is CCC-576 Part G Certification and Application for Payment timely filed, and signed by the Loss Adjuster or FSA Representative?	1-NAP, paragraph 502, Exhibit 43			
20. Has COC action been recorded on CCC-576 Part H of the Application for Payment, entered in system, and recorded in COC minutes?	1-NAP, paragraphs 6 and 401, Exhibit 43			
21. Has the correct payment data been entered in to the automated system and reviewed by second party before payment is issued?	1-NAP, paragraph 6, Exhibit 43			
<small>The U.S. Department of Agriculture (USDA) prohibits discrimination in all its programs and activities on the basis of race, color, national origin, age, disability, and where applicable, sex, marital status, familial status, parental status, religion, sexual orientation, genetic information, political beliefs, reprisal, or because all or part of an individual's income is derived from any public assistance program. (Not all prohibited bases apply to all programs.) Persons with disabilities who require alternative means for communication of program information (Braille, large print, audiotape, etc.) should contact USDA's TARGET Center at (202) 720-2600 (voice and TDD). To file a complaint of discrimination, write to USDA, Director, Office of Civil Rights, 1400 Independence Avenue, S.W., Washington, D.C. 20250-9410, or call (800) 795-3272 (voice) or (202) 720-6382 (TDD). USDA is an equal opportunity provider and employer.</small>				

--\*

11 CCC-770 NAP (Continued)

G Example of CCC-770 NAP (Continued)

\*--

<b>CCC-770 NAP</b> (07-22-09) Page 2			
<b>Certification</b>			
<i>22. I, the undersigned, certify the above items have been verified or updated accordingly.</i>			
22A. Signature of Preparer	Date	22B. Signature of Preparer	Date
22C. Signature of Preparer	Date	22D. Signature of Preparer	Date
<i>23. I concur/do not concur the above items have been verified and updated according:</i>		<input type="checkbox"/> Concur <input type="checkbox"/> Do Not Concur	
23A. CED Signature for Spotcheck			23B. Date
<i>24. I concur/do not concur the above items have been verified and updated according:</i>		<input type="checkbox"/> Concur <input type="checkbox"/> Do Not Concur	
24A. DD Signature for Spotcheck			24B. Date
25. Remarks:			

--\*

12-20 (Reserved)



## Part 2 NAP Provisions

## 21 Cause of Loss For 2006 and Prior Years

## A Eligible Causes of Loss

[7 CFR 1437.9] To qualify for assistance under NAP, production losses or prevented planting must have occurred as a result of an eligible cause of loss. Not all causes of loss are eligible causes of loss for all crops.

**Example:** Crops using an irrigation practice such as row crops or crops that are required to have irrigation or adequate water to meet the definition of “controlled environment”, that is, \* \* \* ornamental nursery, floriculture, etc. will not be \*--compensated for losses because of drought. See subparagraph 182 D for irrigation policy about aquaculture.--\*

An eligible cause of loss is:

- damaging weather, including, but not limited to:
  - drought
  - hail
  - excessive moisture
  - freeze
  - tornado
  - hurricane
  - excessive wind
  - any combination thereof
- adverse natural occurrence, including, but not limited to:
  - earthquake
  - flood
  - volcanic eruption
- a condition related to damaging weather or adverse natural occurrence, including, but not limited to:
  - heat
  - insect infestation
  - disease
  - any combination thereof.

The damaging weather, adverse natural occurrence, or related condition must occur before or during harvest and **directly** cause, accelerate, or exacerbate destruction or deterioration of the eligible crop as determined by COC.

**\*--21 Cause of Loss For 2006 and Prior Years (Continued)--\*****A Eligible Causes of Loss (Continued)**

Crop acreage must have either of the following:

- failed, suffered from damage, or for annual crops, be prevented from planting or replanting, if failed initially, before the final planting date
- failed or suffered from damage after the final planting date for the crop.

**B Ineligible Causes of Loss**

[7 CFR 1437.9] NAP assistance will not be provided for losses or prevented planting because of the following:

- factors or circumstances that are not the result of an eligible cause of loss affecting specific crop acreage
- failure of the producer to reseed or replant to the same crop if it is practicable to reseed or replant
- failure of the producer to follow good farming practices for the crop
- water contained or released by any governmental, public, or private dam or reservoir project, if an easement exists on the acreage affected for the containment or release of the water
- inadequate supply of irrigation water at the beginning of the planting period, except for tree and perennial crops
- failure or breakdown of irrigation equipment or facilities
- neglect or malfeasance of the producer
- quarantine that is imposed by a county, State, or Federal government agency
- drifting herbicide
- prevented planting caused by chemical and herbicide residue
- wildlife damage

**\*--21 Cause of Loss For 2006 and Prior Years (Continued)--\***

**B Ineligible Causes of Loss (Continued)**

- inability of the producer to obtain a market for the crop
- inability of the crop to mature in time to meet a specific market
- prevented planting of the following:
  - value loss crops, including, but not limited to, Christmas trees, aquaculture, or ornamental nursery, for which NAP assistance is provided under value loss procedure
  - tree crops and other perennial, unless:
    - the producer can prove resources were available to plant, grow, and harvest the crop, as applicable
    - DAFP has approved the recommended planting period for this crop according to paragraph 25
  - land on which the planting history or conservation plans indicated would remain fallow for crop rotation purposes
  - land used for conservation purposes
  - land intended to be, required to be, or considered to have been left unplanted under any USDA program.

## 21.5 Cause of Loss For 2007 and Subsequent Years

### A Eligible Causes of Loss

[7 CFR 1437.9] To qualify for assistance under NAP, production losses must have occurred as a result of an eligible cause of loss. See 2-CP for prevented planting. Not all causes of loss are eligible causes of loss for all crops.

**Example:** Crops using an irrigation practice such as row crops or crops that are required to have irrigation or adequate water to meet the definition of “controlled environment”, that is, \* \* \* ornamental nursery, floriculture, etc. will not be \*--compensated for losses because of drought. See subparagraph 182 D for irrigation policy about aquaculture.--\*

An eligible cause of loss is:

- damaging weather, including, but not limited to:
  - drought
  - hail
  - excessive moisture
  - freeze
  - tornado
  - hurricane
  - excessive wind
  - any combination thereof

\*--**Notes:** Drought is an eligible cause of loss for crops having **nonirrigated practice** that suffered **production losses**. For nonirrigated crops that were prevented from being planted, drought is an eligible condition if, on the final planting date, or within the late planting period if electing to try to plant the crop, the area that is prevented from being planted has insufficient soil moisture for germination of seed and progress toward crop maturity because of a prolonged period of dry weather. Prolonged precipitation deficiencies must be verifiable using information collected by sources whose business is to record and study the weather, including but not limited to, local weather reporting stations of the National Weather Service.

For an irrigated practice, lack of water or contamination by saltwater intrusion caused by drought conditions may be considered an eligible cause of loss for production losses or prevented planting if there was not a reasonable probability of having adequate water to carry out irrigated practice.

Saltwater intrusion is an eligible cause of loss for prevented planting purposes.--\*

**21.5 Cause of Loss For 2007 and Subsequent Years (Continued)****A Eligible Causes of Loss (Continued)**

- adverse natural occurrence, including, but not limited to:
  - earthquake
  - flood
  - volcanic eruption
  
- a condition related to damaging weather or adverse natural occurrence, including, but not limited to:
  - heat
  - insect infestation
  - disease
  - \*--vog--\*
  - any combination thereof.

The damaging weather, adverse natural occurrence, or related condition must occur before or during harvest and **directly** cause, accelerate, or exacerbate destruction or deterioration of the eligible crop as determined by COC.



**\*--21.5 Cause of Loss For 2007 and Subsequent Years (Continued)****A Eligible Causes of Loss (Continued)**

Crop acreage must have failed or suffered from damage after the final planting date for the crop.

**B Ineligible Causes of Loss**

[7 CFR 1437.9] NAP assistance will not be provided for losses because of the following:

- factors or circumstances that are not the result of an eligible cause of loss affecting specific crop acreage
- failure of the producer to reseed or replant to the same crop if it is practicable to reseed or replant
- failure of the producer to follow good farming practices for the crop
- water contained or released by any governmental, public, or private dam or reservoir project, if an easement exists on the acreage affected for the containment or release of the water
- inadequate supply of irrigation water at the beginning of the planting period, except for tree and perennial crops
- failure or breakdown of irrigation equipment or facilities
- neglect or malfeasance of the producer
- quarantine that is imposed by a county, State, or Federal government agency
- drifting herbicide
- prevented planting caused by chemical and herbicide residue
- wildlife damage
- inability of the producer to obtain a market for the crop
- inability of the crop to mature in time to meet a specific market

**Note:** See 2-CP for prevented planting.--\*

## 22 Coverage Period

### A Definition of Coverage Period

\*--[7 CFR 1437.5] The coverage period is the time during which coverage is available--\* against loss of production of the eligible crop as a result of natural disaster.

**Note:** State Offices shall establish coverage periods and application closing dates similar to the State, if applicable, or closest adjoining State whereby the sales closing dates and insurance periods are established for crop insurance purposes.

See paragraph 25 for prevented planting provisions.

For those crops not having crop insurance coverage the coverage period:

- for annual crops:
  - begins the later of either of the following:
    - 30 calendar days after the date CCC-471 is filed
    - the date the crop is planted, not to exceed the final planting date
  - ends the earlier of 1 of the following:
    - the date harvest is complete
    - the normal harvest date in the area
    - abandonment of the crop
    - total destruction of the crop



## 22 Coverage Period (Continued)

## A

## Definition of Coverage Period (Continued)

- \*--for multiple planted crops:
    - begins the later of the following:
      - 30 calendar days after CCC-471 is filed
      - the date the crop is planted within the specific planting period
    - the coverage period ends for the specific planting period, the earlier of the following:
      - the date harvest is complete
      - the latest normal harvest date
- Note:** The normal harvest date shall correlate with the number of days necessary for the crop to mature.
- abandonment of the crop
  - destruction of the crop--\*
- for perennial crops (other than those intended for forage):
    - begins 30 calendar days after the application closing date
    - ends the earlier of 1 of the following:
      - 10 months from the application closing date

**Exceptions:** There may be cases where the established insurance period for the crop as specified in the insurance crop policy exceeds a 9-month period. Only in those cases may the State allow the coverage period for the perennial crop to exceed a 9-month period to maintain consistency with crop insurance.

\*--Portions of States located in Hardiness Zone 9 or higher may request longer coverage periods if--\* approved by DAFP.

- the date harvest is complete
- the normal harvest date
- abandonment of the crop
- total destruction of the crop

---

Continued on the next page

## 22 Coverage Period (Continued)

---

### A

#### Definition of Coverage Period (Continued)

- for value loss crops or controlled environment crops, which includes ornamental nursery, aquaculture, Christmas trees, ginseng, floriculture, mushrooms, turfgrass sod:

•\*--begins October 1

**Note:** The application closing date must be established at least 30 calendar days before coverage.--\*

**Example:** The application closing date of September 1 is established to ensure that the coverage period begins on October 1. The crop year for all value loss and controlled environment crops is October 1 through September 30.

- ends the last day of the crop year September 30
- for honey:

•\*--begins January 1

**Note:** The application closing date must be established at least 30 calendar days before coverage.--\*

**Example:** The crop year for honey is January 1 through December 31. The application closing date shall be established no later than December 1.

- ends the end of the calendar year
- for maple sap:
  - begins the later of either of the following:
    - 30 calendar days after the application closing date
    - the date the crop comes out of dormancy
  - ends on the earlier of either of the following:
    - the date harvest is complete
    - normal harvest date

---

Continued on the next page

## 22 Coverage Period (Continued)

## A Definition of Coverage Period (Continued)

- for biennial and perennial forage crops:
  - begins the later of either of the following:
    - 30 calendar days after the application closing date
    - the date following the normal harvest date of the previous crop year

**\*--Notes:** For first year seedings, no coverage will be provided. In the event, after the first year, seeding does not have an adequate stand which represents a majority of the seed planted, then coverage shall only be offered for either a mixed forage or native grass in subsequent years. Coverage shall only be offered for the crop after the stand has developed and consists of a majority of the intended crop seeded.

Forage stands that have aged that no longer represent a majority of the intended crop seeded shall have coverage offered as either mixed forage or native grass.--\*

For grazed forage designated as warm and cool season, the coverage period begins the later of 30 calendar days after the application closing date or the beginning of the designated grazing period established according to paragraph 107.5.

- ends the earlier of either of the following:
  - on the normal harvest date
  - the date the crop is abandoned or destroyed.

**Note:** For grazed forage designated as warm and cool season, the coverage period ends the earlier of the following:

- end of the designated grazing period established according to paragraph 107.5
- date the crop is abandoned or destroyed.

23 CCC-471, Application for Coverage

A Filing CCC-471

[7 CFR 1437.5] Eligible producers must file CCC-471 in the FSA administrative office serving the county or counties where their acreage is located, no later than the application closing date established by the State.

**Notes:** If a producer requests CCC-471 after the application closing date, CCC-471 must be taken manually and disapproved by COC, and appeal rights must be given.

All CCC-471's must be accompanied by the applicable service fee.

When the application closing date falls on a weekend or public holiday, applications for coverage filed on the next business day will be considered timely filed.

\*--According to 1-CM, subparagraph 2 B, CCC-471's for coverage and/or service fee mailed and received in the County Office shall be considered timely filed when the USPS postmark date is no later than the CCC-471 closing date.--\*

CCC-471 shall be prepared for all interested producers. County Offices will accept all CCC-471's when properly completed, signed by the producer, and fee submitted.

\*--County Offices shall provide copies of NAP basic provisions to eligible producers. Producers shall acknowledge receiving NAP basic provisions on CCC-471 when submitting CCC-471 for coverage.--\*

## 23 CCC-471, Application for Coverage (Continued)

### B County Office Review of CCC-471's

County Office shall review and determine the acceptability of each CCC-471.

The review shall ensure the following:

- CCC-471 is filed by the application closing date
  - the completeness of CCC-471 (all items on CCC-471 and the applicable service fee has been paid)
  - the eligibility of the producer
- \*--Note:** CCC-471 may be accepted even though the producer may not be eligible for payment. The producer shall be informed that fees are not refundable if the producer is not eligible.
- an accurate description and the eligibility of the crop according to subparagraph 170 A--\*
  - the proper determination of service fees

**Note:** CCC-471's are incomplete unless accompanied by the applicable service fee. An incomplete CCC-471 remaining incomplete on the application closing date will be ineligible for coverage.

- \*--CCC-471 lists all the crops for which the producer is requesting NAP coverage.

**Note:** All crops within the pay group and planting period, as defined in paragraph 170, that the producer has selected coverage for will be eligible for NAP.--\*

Only those CCC-471's thoroughly reviewed according to this subparagraph shall be accepted and signed by a CCC representative. CCC representative is CED or any permanent County Office employee.

## 23 CCC-471, Application for Coverage (Continued)

**C Establishing Application Closing Dates**

STC shall establish an application closing date for all eligible crops taking into consideration the pay crop and pay type groupings.

Application closing dates must:

- \*--for annual crops, be at least 30 calendar days before the earliest final planting date of all planting periods established for all types within the pay crop pay type grouping to--\* ensure that producers are eligible for prevented planting coverage

**Examples:** The final planting date for butternut squash is June 5 and the final planting date for acorn squash is June 30. Both types of squash are in the same pay crop pay type grouping. To ensure that prevented planting is eligible for the butternut squash (the earliest final planting date) the application closing date must be established at least 30 calendar days before June 5.

\*--Lettuce has multiple planting periods with the following final planting dates:

- December 31
- April 3
- August 31.

The application closing date for all planting periods must be established at least 30 calendar days before December 31.--\*

- correspond to FCIC sales closing dates for like crops

**Example:** Apples are insurable in 13 of the 36 Oregon counties, cranberries are insurable only in 2 counties, and pears are insurable in 6 counties. RMA has established the sales closing date for all 3 crops as November 20.

The Oregon STC shall establish the application closing date for apples, cranberries, and pears in the rest of the State as November 20. Also STC shall consider establishing the same application closing date for any other fruit crops, unless a different RMA sales closing date for a crop is established.

**Notes:** STC's do not have the authority to arbitrarily change application closing dates for the specific reason of allowing additional producers to sign up for NAP coverage after the original dates had been publicized.

STC's shall not change application closing dates established for the current year \*--after the date has been publicized. STC may change application closing dates--\* for subsequent years.

## 23 CCC-471, Application for Coverage (Continued)

**C Establishing Application Closing Dates (Continued)**

- be limited to the same number of sales closing dates as established by crop insurance, if reasonable

**Example:** Arizona has the following FCIC sales closing dates:

- October 31 for small grains
- November 20 for all citrus
- November 30 for potatoes
- January 31 for table grapes
- January 28 for coarse grains and cotton.

The Arizona STC will establish 5 application closing dates based on the FCIC sales closing dates already established. STC should also review other noninsurable crops and the FCIC sales closing dates that best accommodate the pay crop pay type grouping.

**Note:** State Offices shall review FCIC sales closing dates annually to ensure consistency between programs.

- correspond to the beginning of the crop year for crops without final planting dates

**\*--Note:** For value loss crops, the date must be established no later than September 1, **except** for ornamental nursery according to subparagraph 183 B.--\*

STC shall ensure that the application closing date is established early enough to include all the eligible crops, types, and intended uses grouped as the same pay crop and pay type.

**Example:** The crop year for ginseng root starts October 1, 2001, and the coverage period for ginseng seed begins May 1, 2002. Ginseng with an intended use of root and seed has the same pay crop and pay type.

Because ginseng with the intended use of root has the earliest beginning date for coverage within the pay crop pay type grouping, STC shall ensure that the application closing date for that pay crop pay type is established no later than September 1, 2001.

**D Publicizing Application Closing Dates**

SED's shall ensure that all application closing dates are publicized after STC approval. Publication sources shall include:

- local media - newspaper, farm magazines, radio, etc.
- Town Hall meetings
- newsletters.

## 23 CCC-471, Application for Coverage (Continued)

**E Continuous Coverage**

Coverage may be continued for each subsequent year for the same crop or crops, if the producer pays the applicable service fee by the subsequent year's application closing date. Producers are not required to sign a new CCC-471 when applying for continuous coverage of the same crop or crops.

The purpose of this provision is to reduce County Office workload and eliminate the producer's requirement to come into the County Office and initiate another application for coverage when the crops are the same as prior years.

However, producers interested in adding new crops, deleting crops from previous year's coverage, or changing crop shares must file a new CCC-471 with signatures and pay the applicable service fee.

To apply for continuous coverage, producers must timely pay the applicable service fee before the application closing date. Upon receiving payment of the applicable service fee for continuous coverage, County Offices shall:

- update and annotate the current year's CCC-471 as "continuous coverage"
- provide a copy of the annotated CCC-471 to the producer within 5 workdays.

COC shall ensure that County Offices, no less than 60 calendar days before the first application closing date for the crop year:

- notify producers of the applicable service fee due determined on the basis of the previous crop year coverage
- remind producers of the deadline for payment of the applicable service fee for continuous coverage.

\*--Limited resource producers are **not** subject to continuous coverage provisions since they are required to recertify limited resource producer status annually.--\*

The requirement for notifying producers that have prior year NAP coverage of the same crop is not to ensure they are aware of NAP deadlines. The failure to send a continuous coverage notification or a producer who claims the notification was not received shall not be used as a justification for a late-filed NAP application or relief of program requirements.

**Note:** See example of the continuous coverage reminder notification letter in Exhibit 8.



23 CCC-471, Application for Coverage (Continued)

**F Completing Manual CCC-471**

\*--CCC-471, items 1 through 10 and 12 are completed by the County Office. The producer is asked to provide information to complete items:

- 1, Crop Year
- 6, Waiver of Service Fee for Limited Resource Producer
- 7, Crop/Type
- 8, Intended Use
- 9, Planting Period
- 10, Required Service Fee Received.

**Note:** The producer reviews the information and then signs and dates item 11.--\*

Complete manual CCC-471 according to this table.

Item	Instructions
1	Enter crop year.
2	Enter County Office name, address (including ZIP Code), and telephone number (including area code),
<b>Part A – Producer Information</b> To be completed by the County Office.	
3	Enter the producer’s name, address (including ZIP Code), and telephone number (including area code).
4A	Enter the State name where farm records are located for FSA administrative purposes.
4B	Enter the county name where the farm is located.
* * *	* * *
*--5	Enter CCC-257 number according to 3-FI.
<b>Part B – Waiver of Service Fee for Limited Resource Producer</b> To be completed by the County Office.	
6--*	Check: <ul style="list-style-type: none"> <li>• “Yes”, if producer is a limited resource producer according to 7 CFR Part 1437.</li> <li>• “No”, if producer is <b>not</b> a limited resource producer according to 7 CFR Part 1437.</li> </ul> <p><b>Note:</b> Limited resource producers do <b>not</b> pay the service fee.</p>

23 CCC-471, Application for Coverage (Continued)

F Completing Manual CCC-471 (Continued)

Item	Instructions
<b>Part C – Crop/Type Identification</b> To be completed by the County Office.	
*--7	Enter crop name and crop type.  <b>Note:</b> See Exhibit 7.X or the NAP Crop Table Report for applicable crop names and crop types.
8	Enter intended use of the crop/type.  <b>Note:</b> See Exhibit 7.X or the NAP Crop Table Report for applicable intended uses for the crop type.
9	Enter the planting period of the crop.  <b>Note:</b> See the NAP Crop Table Report for applicable planting period.
10	Enter the total required service fee received.  <b>Note:</b> The service fee is non-refundable and due at the time the producer files CCC-471. If the producer qualifies as a limited resource producer according to item 6, then the service fee is waived.
<b>Part D – Producer and CCC Representative’s Certification</b> Item 11 to be completed by producer. Item 12 to be completed by CCC representative.	
11A	If CCC-471 is being mailed or FAXed, print CCC-471 and manually enter the signature.
11B	Enter the title/relationship of the individual in representative capacity.  <b>Note:</b> If a producer/applicant signing is <b>not</b> signing in the representative capacity, this field should be left blank. If “self” is written to indicate the producer or applicant is signing on behalf of themselves, it is acceptable; however, <b>not</b> necessary.
11C	Enter the date signed.
12--* A and B	CCC representative shall only sign and date (MM-DD-YYYY) acknowledging receipt of CCC-471, if CCC-471 is timely filed and payment of the service fee, if applicable, has been received.

**Note:** Exhibit 7.X numbers are year specific. See the applicable Exhibit 7 for the specific year for eligible crops.

23 CCC-471, Application for Coverage (Continued)

G Example Manual CCC-471

The following is an example manual CCC-471.

\*--

<b>This form is available electronically.</b>		Form Approved - OMB No. 0560-0175	
<b>CCC-471</b> (05-21-09)	<b>U.S. DEPARTMENT OF AGRICULTURE</b> Commodity Credit Corporation	1. Crop Year  2010	2. County FSA Office Name and Address (Including Zip Code): Tulare County FSA Office 3530 W. Orchard Ct. Visalia, CA 93277-0000  Telephone No. (Including Area Code): (200) 734-87
<b>NON-INSURED CROP DISASTER ASSISTANCE PROGRAM (NAP)                  APPLICATION FOR COVERAGE                  (2010 and Subsequent Crop Years)</b>			
<p><b>NOTE:</b> <i>The following statement is made in accordance with the Privacy Act of 1974 (5 USC 552a) and the Paperwork Reduction Act of 1995, as amended. The authority for requesting the following information is 7 USC 7333 and 7 CFR Part 1437. The information will be used to determine program eligibility. Furnishing the requested information is voluntary. Failure to furnish the requested information will result in denial of program benefits. This information may be provided to other agencies, IRS, Department of Justice, or other State and Federal Law enforcement agencies and in response to a court magistrate or administrative tribunal. The provisions of criminal and civil fraud statutes, including 18 USC 286, 287, 371, 641, 651, 1001; 15 USC 714m; and 31 USC 3729, may be applicable to the information provided.</i></p> <p><i>According to the Paperwork Reduction Act of 1995 an agency may not conduct or sponsor, and a person is not required to respond to, a collection of information unless it displays a valid OMB control number. The valid OMB control number for this information collection is 0560-0175. The time required to complete this information collection is estimated to average 15 minutes per response, including the time for reviewing instructions, searching existing data sources gathering and maintaining the data needed, and completing and reviewing the collection of information. RETURN THIS COMPLETE FORM ALONG WITH YOUR APPLICABLE SERVICE FEE TO YOUR COUNTY FSA OFFICE.</i></p>			
<b>PART A - PRODUCER INFORMATION</b>			
3. Name and Address of Producer (Including Zip Code): John P. Farmer RR1 Box 63 Henry, IL 61537  Telephone No. (Including Area Code): (999) 123-4567		Administrative State and County Office 4A. State California  4B. County Tulare  5. Schedule of Deposit Number According to 3-FI	
<b>PART B - WAIVER OF SERVICE FEE FOR LIMITED RESOURCE PRODUCER</b>			
6. Are you a Limited Resource producer according to 7 CFR Part 1437? YES <input type="checkbox"/> NO <input checked="" type="checkbox"/>			
A. If "YES", you are not required to pay the service fee. B. If "NO", you are required to pay the service fee at this time.			
<b>PART C - CROP/TYPE IDENTIFICATION</b>			
The producer, subject to the provisions of regulations at 7 CFR Part 1437, and the Food, Conservation and Energy Act of 2008 (Pub. L. 110-246) hereby applies for coverage on the producer's share of non-insured crop(s) by type. The service fee is \$250 per crop per county; or \$750 per producer per county, but not to exceed a total of \$1875 per producer. The service fee is non-refundable and due at time producer files for application of coverage.			
7. Crop/Type Beans BBL Beans BUT Broccoli FH	8. Intended Use DE SD FH	9. Planting Period 01 01 01	10. Required Service Fee Received (For FSA Office Only)  \$ 750  NOTE: If Item 6 is checked "YES", the service fee is waived.
<b>PART D - PRODUCER AND CCC REPRESENTATIVE'S CERTIFICATION</b>			
I certify all information entered on this Application for Coverage (CCC-471) is true and correct. I understand that, before any program benefits are paid, all eligibility requirements including payment of service fee, must be completed, according to 7 CFR Part 1437. All information provided herein is subject to verification by the Commodity Credit Corporation. As provided in various statutes, failure to provide true and correct information may result in civil suit or criminal prosecution and the assessment of penalties or pursuit of other remedies. I am aware of and understand the requirements of the Collection of Information and Data (Privacy Act). By signing this application for coverage, I acknowledge receipt of CCC-471 NAP basic provisions.			
This application is not valid unless accompanied by the applicable service fee.			
11A. Producer's Signature (By)  /s/ John P. Farmer	11B. Title/Relationship of the Individual Signing in a Representative Capacity	11C. Date (MM-DD-YYYY)  6-23-2009	
12A. CCC Representative's Signature  /s/ James Smith		12B. Date (MM-DD-YYYY)  6-23-2009	
<small>The U.S. Department of Agriculture (USDA) prohibits discrimination in all its programs and activities on the basis of race, color, national origin, age, disability, and where applicable, sex, marital status, familial status, parental status, religion, sexual orientation, genetic information, political beliefs, reprisal, or because all or part of an individual's income is derived from any public assistance program. (Not all prohibited bases apply to all programs.) Persons with disabilities who require alternative means for communication of program information (Braille, large print, audiotape, etc.) should contact USDA's TARGET Center at (202) 720-2600 (voice and TDD). To file a complaint of discrimination, write to USDA, Director, Office of Civil Rights, 1400 Independence Avenue, S.W., Washington, D.C. 20250-9410, or call (800) 795-3272 (voice) or (202) 720-6332 (TDD). USDA is an equal opportunity provider and employer.</small>			

--\*

23 CCC-471, Application for Coverage (Continued)

**\*--H Accepting Manual CCC-471's**

Manual CCC-471's shall be taken **only** if:

- subparagraph A applies
- the automated system is **not** available
- the crop or crop type is **not** on the county crop table and fewer than 3 pay groups are available to be selected for the producer.

**Notes:** County Offices shall maintain **all** manual CCC-471's in a pending file and review the file periodically to determine which CCC-471's can be loaded in the automated system.

Manual CCC-471's shall be loaded **immediately** when the automated system or crop data is available.

If applicable, service fees shall be collected according to subparagraph 24 J and a manual CCC-257 shall be completed according to 3-FI.--\*

## 24 Service Fee

**\*--A Service Fee Rates Schedule for Fees Paid Before May 22, 2008**

[7 CFR 1437.6] To be eligible to receive assistance for an eligible crop for a crop year or planting period, a producer shall pay a nonrefundable **service fee** in an amount that is equal to the lesser of **\$100** per crop per administrative county; or **\$300** per producer per administrative county, not to exceed a total of **\$900** per producer per multi-county.

**B Service Fee Rates Schedule for Fees Paid on or After May 22, 2008**

The Food, Conservation, and Energy Act of 2008, Pub. L. 110-246, effective May 22, 2008, increased the administrative service fees for NAP from \$100 to **\$250** per crop, from \$300 to **\$750** per county, and from \$900 to **\$1,875** per producer for all counties.

**Note:** Until NAP Application for Coverage software is modified to recognize the new fee rate schedule, County Offices shall take a manual CCC-471 according to paragraph 23, service fees shall be collected according to subparagraph 24 J, and a manual CCC-257 shall be completed according to 3-FI.

**C Determining Service Fee**

Payment of the service fee is due at the time the producer files CCC-471 for eligible crops in the FSA administrative office. For continuous coverage applications, according to subparagraph 23 E, producers must pay the applicable service fee before the application closing date.

The service fee shall be based on:

- FSA administrative county
- each tax ID number
- crop definition according to pay crop/pay type (subparagraph 170 A)
- planting periods
- seed crops as separate crops according to subparagraph 174 F.--\*

## 24 Service Fee (Continued)

**\*--D Service Fee Exceptions for 2008 and 2009 Crop Years**

Eligible producers who had already paid the applicable service fee amounts for NAP coverage, or continuous NAP coverage, before May 22, 2008, will retain their 2009 NAP coverage and shall **not** be assessed the new service fee amounts for the crops already covered. However, eligible producers requesting to file for NAP coverage, continuous coverage, change crops, or add new crops on or after May 22, 2008, shall be required to pay the applicable service fee amounts by the applicable application closing date.

**E 2008 and 2009 Crop Year Exceptions Examples**

**Example #1:** Jim paid the maximum **\$300** for 5 crops on March 15, 2008, and requested to add 1 additional crop to his 2008 NAP coverage on June 28, 2008.

Because Jim requested to add 1 crop on or after May 22, 2008, the added crop has a service fee of \$250 per crop, **not** to exceed \$750 per producer per county. He would be required to pay **\$250** to add a crop to his 2008 NAP coverage.

**Example #2:** Jane paid **\$100** to obtain coverage for 1 crop on May 20, 2008. Jane requested coverage for an additional 4 crops on June 2, 2008.

Because the additional crops are requested on or after May 22, 2008, the added crops have a service fee of \$250 per crop, **not** to exceed \$750 per producer per county. Because she had already paid \$100 for 1 crop on May 22, 2008, she would be required to pay **\$650** to add the new 4 crops to her NAP coverage.

**Example #3:** Bill paid **\$200** for NAP coverage for 2 crops before May 22, 2008. Bill decided to add 1 more crop on August 27, 2008, and cancel coverage for 1 of the initial crops.

Because the additional crop was added on or after May 22, 2008, the added crop has a service fee of \$250 per crop, **not** to exceed \$750 per producer per county. The cancelled crop fee is nonrefundable and **cannot** be used to offset part of the \$250 fee for the additional crop. Bill would be required to pay **\$250** to add 1 crop to his NAP coverage.--\*

## 24 Service Fee (Continued)

**F 2009 Service Fees Paid on or After May 22, 2008**

Producers who paid 2009 service fees on or after May 22, 2008, using the previous NAP service fee rate schedule, **must** pay the appropriate additional amount due to maintain NAP coverage.

**Note:** Until NAP Application for Coverage software is modified to recognize the new fee rate schedule, County Offices shall take a manual CCC-471 according to paragraph 23, service fees shall be collected according to subparagraph 24 J, and a manual CCC-257 shall be completed according to 3-FI. The previously printed ~~automated CCC-471, showing fees in item 10, shall be annotated documenting the additional fees received and date of receipt with producer's initials, if received in person. If received by mail, County Office employees shall initial and date CCC-471, item 10.~~\*

**Example:** Mary paid her 2009 continuous coverage fee of \$200 for 2 crops on June 9, 2008. The calculated fee amount as outlined in subparagraph B is \$250 per crop for a total of \$500. Mary owes an additional \$300 for her NAP coverage.

**G Examples of Service Fees for Single County Producers**

Producers who own or operate land in a single administrative county shall pay a nonrefundable service fee of \$250 per crop not to exceed a total of \$750 for the county.

**Example 1:** Jeannette has land interests in both Charles and St. Mary's Counties. St. Mary's County is the administrative county for all land Jeannette has an interest. Jeannette filed CCC-471 in St. Mary's County for sweet corn and tomatoes being grown on land in Charles County and onions and purple hull peas are being grown on land in St. Mary's County. Even though 2 counties are involved, Jeannette would only pay \$750 because St. Mary's County is the administrative county for Charles and St. Mary's Counties.

## 24 Service Fee (Continued)

**G Examples of Service Fees for Single County Producers (Continued)**

**Example 2:** John has individual farming interests, plus interest in T J joint venture, and a 50/50 share with Jeff. All land John has an interest in is physically located and administered out of Lincoln County. John files CCC-471 on his individual operation for onions and blueberries and also includes raspberries, onions, and tomatoes in which he has a 50/50 share with Jeff. John would be required to pay a service fee of \$750.

**Note:** Even though John has 2 separate units only one CCC-471 would be required for John's interests.

T J joint venture in which John has an interest files CCC-471 on sweet corn. T J joint venture would pay a \$250 service fee for the joint venture regardless that John as member had previously paid a service fee for his own interest.

**Example 3:** Husband and wife have a 50/50 share in a joint farming operation with no tax identification number for the operation. They apply for coverage on banana and papaya.

**Result:** The husband and wife each pay a service fee of \$500 for a total of \$1,000.

**H Examples of Service Fees for Multi-County Producers**

Producers who own or operate land in multiple counties shall pay a nonrefundable service fee of \$250 per crop up to \$750 per producer per administrative county, not to exceed a total of \$1,875.

**Example:** Jim operates land in 4 separate administrative counties that includes Lincoln, Hayes, Washington, and Jefferson. Jim applies for coverage in:

- Lincoln County for hot peppers, summer squash, green beans, cherry tomatoes, and plantain
- Hayes County for summer cantaloupes, watermelon, field peas, and winter squash
- Washington County for spinach, okra, and green peanuts
- Jefferson County for papaya, banana, and cassava.



## 24 Service Fee (Continued)

**H Examples of Service Fees for Multi-County Producers (Continued)**

Jim would pay service fees as follows:

- \$750 in Lincoln County
- \$750 in Hayes County
- \$375 in Washington County
- \$0.00 in Jefferson County.

**Notes:** Jim has already paid a total of **\$1,875** for coverage of eligible crops in Lincoln, Hayes, and Washington Counties. Therefore, Jim does not pay any service fee for coverage of the eligible crops in Jefferson County.

Jim was limited to \$375 in Washington County because of meeting the maximum \$1,875 (\$750 in Lincoln County + \$750 in Hayes County + \$375 in Washington County = \$1,875).

**\*--I NAP Service Fees Paid With Dishonored Checks**

Follow 58-FI, paragraph 216 for NAP fees paid with dishonored checks.

**J Service Fee Waiver for Limited Resource Producers**

[7 CFR 1437.6] The administrative service fee requirement will be waived for a limited resource producer who applies for the waiver at the time of filing the application and who meets both of the following:

- has a direct or indirect gross farm sales not exceeding \$100,000 in both of the previous 2 years (to be increased starting in FY 2004 to adjust for inflation using Prices Paid by Farmer Index completed by NASS)
- has a total household income at or below the national poverty level for a family of 4, or less than 50 percent of the county median household income in both the previous 2 years (to be determined using Commerce Department data).

**K Limited Resource Producer Status for Individual Producers**

To qualify for administrative service fee waiver, a limited resource producer must meet both of the following criteria as an individual producer:

- earns no more than the gross income from farm sales in each of the previous 2 year as determined in subparagraph J, first bullet
- has a total household income at or below the national poverty level for a family of 4, or less than 50 percent of the county median household in both the previous 2 years (to be determined using Commerce Department data).--\*

## 24 Service Fee (Continued)

**\*--K Limited Resource Producer Status for Individual Producers (Continued)**

Limited resource producer status can be determined using a web site available through the Limited Resource Farmer and Rancher Online Self Determination Tool through the National Resource and Conservation Service at [www.lrftool.sc.egov.usda.gov/tools.asp](http://www.lrftool.sc.egov.usda.gov/tools.asp).

**Note:** Limited resource producers are required to recertify limited resource producer status annually.

**L Limited Resource Producer Status for Legal Entities**

If a legal entity requests to be considered as having limited resource producer status, then the entity must meet both of the following criteria:

- at least 50 percent of the members of the entity must, in their individual capacities, meet the limited resource producer definition
- it must be clearly demonstrated that the entity was not formed for the purposes of avoiding the purchase requirements or formed after the deadline for the purchase requirement.--\*

**M Collecting Service Fees**

County Office shall:

- ask each producer applying for coverage, if other service fees have been paid in other County Offices

**Note:** Copies of CCC-471's initiated in other counties **must** be provided as documentation that fees have been paid. The County Office **must** date stamp and photocopy CCC-471 provided and retain the copy for record keeping purposes.

- ensure that a producer does not pay more than the \$1,875 maximum service fee for NAP coverage
- manually complete CCC-257 according to 3-FI only if:
  - the automated software application according to Part 10, Section 4 is unavailable
  - the crop does not exist in the crop table

**Note:** See subparagraph 170 E for instructions for submitting the crop.

- if completed manually, use NAP program code "XX NAPFEE".

**Notes:** Replace "XX" with last 2 digits of crop year.

Do **not** use any other program code to load manual CCC-257's in the system.

## 24.5 Transfer of NAP Coverage

### A Overview

Producers having NAP coverage for a crop may transfer all of their NAP coverage for the crop to another producer before a disaster. A transfer of NAP coverage may be used when there is a:

- sale of land
- transfer of lease
- new entity formed
- change in entity type
- change in operator between husband and wife.

**Note:** Transfer of partial coverage for a crop is not allowed.

### B Eligibility

When a transfer of NAP coverage is initiated, the buyer, new lessee, or new entity becomes responsible for meeting all program requirements including eligible producer requirements in paragraph 29.

**Note:** COC shall deny the request for transfer if the seller, original lessee, or original entity failed to meet any program requirement.

Because the original owner or lessor obtained coverage for the crop, no additional service fees will be required of the buyer, new lessee, or new entity. This also applies to limited resource farmer situations where no fee was applicable for the initial producer but would normally be applicable for the subsequent producer.

### C When to Transfer

Transfers can be initiated either before or after the acreage reporting date, however, if the transfer occurs after the acreage reporting date it will be necessary to revise the acreage reports according to 2-CP.

A transfer of NAP coverage shall **not** be used:

- after a disaster has occurred
- before the application closing date for the crop
- when estates are closed or entities are dissolved
- when partial share transfers occur between two parties
- involving divorce between husband and wife unless the transfer is 100 percent
- when land is transferred to another administrative county
- when coverage for the crop already exists by the buyer (added land provisions apply)
- \*--if the coverage period has **not** begun.--\*

## 24.5 Transfer of NAP Coverage (Continued)

### C When to Transfer (Continued)

For 2004 and subsequent crop years, transfers must be initiated after the application closing date and before the earlier of either the disaster event or end of the coverage period. The end of the coverage period is determined as:

- the date harvest is complete
- the normal harvest date
- abandonment of the crop
- destruction of the crop.

### D Deceased Producer

Follow 1-CM policy on acceptable signatures for deceased persons. If a producer dies and all rights of survivorship are transferred to the legal heir, a transfer of NAP coverage may be allowed, if all real property is transferred to the legal heir following State law requirements and a copy of documentation transferring the real property is attached to CCC-577.

- \*--Note:** CCC-577's Transferor's Signature block should be left blank. The State law--\* documentation transferring the real property to the legal heir takes the place of the transferee's signature.

State Offices shall consult with Regional OGC's office for questionable cases.

In instances where there is no right of survivorship to a legal heir, and an estate is created either with its own tax ID or using the deceased's Social Security number, FSA-325 shall be used and processed according to 1-CM.

### E Production and Yields

If a loss occurs in the year of transfer, production must be kept separate and the loss is calculated only on the transferred acreage and production. To establish an approved yield for the transferred crop, follow Part 5 to establish an approved yield using the transferee's actual production history.

If land is purchased or leased by a producer and the transferee has an application for coverage filed for the unit that includes the crop, added land procedure according to paragraph 287 is applicable. There is no adjustment to the approved yield database. Added land and adjustments are used for payment purposes **only**.

## 24.5 Transfer of NAP Coverage (Continued)

### F Initiating a Transfer

To initiate a transfer of NAP coverage between producers, CCC-577 shall be filed for each transferee for **all** crops being transferred.

**Note:** For succeeding crop years, to continue coverage, a new application for coverage must be filed by the new owner or shareholder before the application closing date for the applicable crop.

See Exhibit 9 for:

- example of CCC-577
- instructions for completing CCC-577.

### G Processing a Transfer

When a transfer of NAP coverage is approved by COC, County Offices shall submit, through the State Office:

- a written explanation about the nature and circumstances of the transfer
- signed copy of the original CCC-471
- diagnostic report for the transferor according to subparagraph 890 B
- signed copy of the manual CCC-577
- application closing dates for the crops to be transferred
- \*--signed copy of FSA-578 (either farm or producer print, as applicable, according to subparagraph 151 B) for all crops having NAP transfer requested.--\*

State Offices shall forward NAP transfer requests and supporting documentation to PECD, DAB using either of the following methods:

- FAX to 202-720-4941, ATTN: CDPS
- mail to:

USDA FSA PECD DAB ATTN: CDPS  
STOP 0517  
1400 INDEPENDENCE AVE SW  
WASHINGTON DC 20250-0517.

The National Office shall review the required documentation for NAP transfer cases to determine compliance with current NAP transfer procedure. After a thorough review of the information provided, the National Office shall send a memorandum to the applicable State Office with a course of action.

## 24.5 Transfer of NAP Coverage (Continued)

### G Processing a Transfer (Continued)

\*--Upon receiving authorization from the National Office to process approved NAP transfer cases, State Offices shall:

- assist the County Office to cancel the initial CCC-471
- process authorized transfer of NAP coverage according to the NAP Reference Guide provided by the National Office on or about November 13, 2008.

**Note:** SED's shall ensure that a memorandum authorizing a transfer of NAP coverage is received from the National Office before State Offices initiate a NAP transfer process.--\*

\* \* \* The fee associated to the original application for coverage will be used to initiate an application for coverage for the transferee. No additional fees will be collected if the original application for coverage was filed as a limited resource application.

If a transfer of NAP coverage is approved after the software is locked out for that year, County Offices shall follow paragraph 1315 to process NAP payments. In addition to the documentation required in paragraph 1315, each request submitted must include CCC-577 with a written explanation regarding the nature and circumstances of the transfer.

### H Examples

The following are examples of situations when a transfer of NAP coverage can be used:

- land purchased or leased by a producer who does not have current NAP coverage for the crop when transfer is requested before a disaster

**Example:** Producer A owns and operates FSN 100 and has NAP coverage for green beans. Producer B has planted green beans but has no NAP coverage for green beans. Producer B buys FSN 100 from Producer A. CCC-577 can be used to transfer the coverage on FSN 100 for green beans from Producer A to Producer B but is limited to the land acquired through the sale or lease and must be initiated before a disaster.

**Note:** Production for the transferred acreage must be kept separate from other green beans harvested by Producer B. The loss is calculated only on the transferred acreage. To establish an approved yield for the transferred crop, follow Part 5 using the transferee's actual production history.

## 24.5 Transfer of NAP Coverage (Continued)

### H Examples (Continued)

- changes in operator between husband and wife

**Example:** Ron conducts a farming operation as an individual. The application for coverage is in Ron's name. Ron retires from farming and transfers 100 percent interest in his farming operation to Mary, his wife, during the coverage period and before a disaster. Mary requests a transfer of NAP coverage. CCC-577 could be approved in Mary's name.

- changes in entity type or changes from an individual to an entity

**Example 1:** Joe is operating FSN 400 as an individual. The application for coverage is in Joe's name. Joe forms a corporation and no longer conducts a farming operation as an individual. CCC-577 could be approved for FSN 400 in the name of the new corporation.

**Example 2:** The farming operation of Bill and his wife Joan consists of FSN 200 that they operate as a joint venture. The application for coverage is in the joint venture's name. Bill and Joan form a trust and no longer conduct a farming operation as a joint venture. CCC-577 could be approved for FSN 200 in the name of the new trust.

**Example 3:** Tom's farming operation consists of FSN 300 that he operates as an individual. The application for coverage is in Tom's name. Tom and his wife Laurie form a trust that will take over Tom's farming operation. CCC-577 could be approved for FSN 300 in the name of the new trust.

- land is purchased or leased by a producer and the transferee has an application for coverage filed for his unit that includes the crop.

**Example:** Producer A has NAP coverage on FSN 300 for pumpkins. Producer B has NAP coverage on FSN 400 for pumpkins. Producer B buys FSN 300 from Producer A. CCC-577 is required even though both producers have coverage for pumpkins. A transfer of coverage NAP coverage must be initiated before a disaster.

**Note:** Added land procedure, according to paragraph 287, is applicable.

## 24.5 Transfer of NAP Coverage (Continued)

### I Examples Not Applicable

A transfer of NAP coverage shall not be used when:

- a transfer of land or a change in entity type occurs after a disaster

**Note:** The transferee or the new entity would not have had a risk in producing the crop according to subparagraph 29 B.

- land is purchased or leased by a producer before the application closing date for the crop

**Example:** Producer A has NAP coverage on FSN 100 for green beans. Producer B has green beans on FSN 200 but has **no** NAP coverage. Producer B buys FSN 100 from Producer A before the application closing date. A transfer of NAP service fee **cannot** be done to transfer the coverage on FSN 100 for green beans from Producer A to Producer B. Producer B must purchase coverage for all green beans for the unit in which he has an interest before the application closing date.

- estates are \* \* \* closed or entities are dissolved

**Notes:** FSA-325 shall be used when estates are not closed and a payment is earned.

State Offices shall consult with the Regional OGC office for questionable cases.

- partial share transfers occur between 2 parties

**Example:** Producer A has coverage for green chile on FSN 2. Producer A sells 50 percent share of the crop to Producer B who has no coverage. Producer B will **not** be covered under NAP for that crop for the remainder of the coverage period. Producer A's coverage level is limited to the current 50 percent share.

- divorce between husband and wife unless it is a 100 percent transfer of coverage

**Example:** Bob has coverage for green chile on FSN 2. Bob and Gladys, his wife, are divorced and Bob gives a 50 percent share of the crop to Gladys who has no coverage. Gladys will **not** be covered under NAP for that crop for the remainder of the coverage period. Bob's coverage level is limited to his current 50 percent share.

**Note:** State Offices shall consult with the Regional OGC office for questionable cases.

- land is transferred to another administrative county with no change in producer.



**\*--25 Prevented Planting for 2006 and Previous Years--\*****A Definition of Prevented Planting**

[7 CFR 1437.201] Prevented planting is the inability to plant the intended crop acreage with proper equipment during the established planting period for the crop type.

**Note:** For purposes of determining eligible prevented planting acreage and calculating the NAP payment, crop acreage shall include all intended and planted acres of all types of the crop in the pay group, as defined in Exhibits 7, 7.5, 7.6, and 7.7.

COC shall, before approving a notice of loss for prevented planting, be satisfied that:

- the producer intended to plant the crop acreage
- the crop acreage could not be planted because of natural disaster
- for a crop type with a single planting in a crop year, the eligible cause of loss occurred:
  - after the final planting date for the same crop type in the previous crop year
  - before the final planting date for the same crop type in the crop year the notice of loss for prevented planting is filed
- for a crop type with multiple plantings in a single crop year, the eligible cause of loss occurred:
  - after the final planting date of the final planting period for the same crop type in the previous crop year
  - before the final planting date of the same crop type for the planting period the notice of loss for prevented planting is filed.

**\*--25 Prevented Planting for 2006 and Previous Years (Continued)--\*****A Definition of Prevented Planting (Continued)**

Acreage of a specific crop type prevented from being planted and subsequently planted to a crop type in the same pay group is not eligible prevented planted acreage.

**Example:** The producer identifies 75 acres intended for beans. Twenty-five acres each to red, white, and blue beans. Fifty acres of red and white were prevented planted; however, the producer plants 30 acres of blue beans (5 acres of the prevented planted acres as well as the 25 acres originally intended for blue beans). As a result, eligible prevented planted acreage shall be adjusted to 45 acres.

**Note:** The producer must choose, for multiple planted crops, which acres will be adjusted, such as 5 acres of red or white beans, etc.

For any crop type eligible for prevented planting assistance, a final planting date and \*--prevented planting payment factor must be approved by STC.--\*

A prevented planting payment will be made if the producer is prevented from planting more than 35 percent of the total eligible acreage intended for planting.

Prevented planting payments are calculated without regard to a unit's low yield or production.

Paragraph 1280 contains instructions for calculating prevented planting payments.

**B Prevented Planting of Value Loss Crops**

NAP payments for value loss crops are based on the loss of value at the time of natural disaster. Because a crop not planted has no value, value loss crops, including, but not limited to, Christmas trees, aquaculture, or ornamental nursery, are ineligible for prevented planting payments.

See paragraph 181 for value loss crops.

**\*--25 Prevented Planting for 2006 and Previous Years (Continued)--\*****C Prevented Planting of Tree Crops and Other Perennials**

Prevented planting of tree crops and other perennials applies only if:

- the producer can prove resources were available to plant, grow, and harvest the crop, as applicable
- **\*--STC approves the defined planting period for the crop.--\***

**D Establishing Intent**

A crop not intended for planting cannot be eligible for prevented planting assistance. Sufficient information shall be available to show that:

- all cropland feasible to plant and prevented from being planted was affected by a natural disaster
- preliminary efforts made by the producer to plant the crop are evident, such as disking the land or orders for purchase or delivery of seed and fertilizer
- the acreage was prevented from being planted because of a natural disaster rather than a management decision.

**Note:** The unavailability of equipment, seed, or fertilizer, even if this unavailability is due or related to the natural disaster, is not an eligible cause of prevented planting.

If COC is not satisfied that the crop was intended, but not planted because of natural disaster, the claim for prevented planting shall be denied.

**\*--25.4 Prevented Planting for 2007 and Future Years****A Definition of Prevented Planting**

See 2-CP, subparagraph 24 A for the definition of prevented planting.

**B Establishing Intent**

A producer must meet all requirements in 2-CP, subparagraph 24 G to establish intent to plant.

**C Determining Eligible Prevented Planted Acres**

See 2-CP, subparagraph 24 K for determining approved prevented planting acres.

A prevented planting payment applies only if the producer is prevented from planting more than 35 percent of the total eligible acreage intended for planting. In addition, for any crop type eligible for prevented planting assistance, a prevented planting payment factor must be approved by STC and a final planting date established according to 2-CP, subparagraph 16 A.

**D Minimum Percent of Loss Requirement for Prevented Planting**

When determining prevented planting losses, producers must be prevented from planting more than 35 percent of the total eligible acreage intended for planting to the eligible crop and in the case of multiple planting, more than 35 percent of the total eligible acres intended to be planted within the applicable planting period.

Use the approved prevented planted acres recorded according to 2-CP, subparagraph 24 K when calculating total eligible acreage intended for planting. See Exhibit 9.5.

Prevented planting acreage will be considered separately from low yield losses of planted acreage of the same crop.

**E Prevented Planting of Tree Crops and Other Perennials**

Prevented planting of tree crops and other perennials applies only if:

- the producer can prove resources were available to plant, grow, and harvest the crop, as applicable
- STC approves the defined planting period for the crop.--\*

**25.4 Prevented Planting for 2007 and Future Years (Continued)**

**F Ineligible Acreage for Prevented Planting**

Acreage ineligible for NAP prevented planting includes, but is not limited to:

- acreage for which the provisions of 2-CP, subparagraph 24 D are not met
- value loss crops, including, but not limited to, Christmas trees, aquaculture, and ornamental nurseries
- uninsured crop acreage that is unrated for insurance purposes
- acreage planted during the late-planting period.

**G Calculating Prevented Planting Payments**

Subject to limitations, availability of funds, and specific provisions dealing with specific crops, a payment for prevented planting is determined according to the following.

Step	Action
1	Add the total planted and approved prevented planted acres.
2	Multiply the result of step 1 by “.35”.
3	Subtract the result of step 2 from the approved prevented planted acres.
4	Multiply the producer’s share by the approved yield by the positive result of step 3.
5	Multiply the producer’s share by the assigned production, if any.
6	Subtract the result of step 5 from the result of step 4.
7	Multiply the result of step 6 by the final payment price (market price times “.55” times prevented planting factor).

**Notes:** Yields for purposes of prevented planting payments shall be calculated in the same manner as for low-yield claims.

\*--Additional calculations are required when there are multiple crop types within a pay group. See paragraph 1283.5 for additional calculations.--\*

## 25.5 Late Planting

### A Background

Loss of production for a crop may be attributed to both a natural disaster and/or a management decision to plant the crop late. Late planting provisions provide reduced coverage for eligible crop acreage planted during the applicable late planting period. For previous crop years, NAP has not provided coverage for those crops that were planted after the final planting dates. Beginning with the 2002 crop year, NAP will cover crops planted after the final planting date according to subparagraph B.

**Notes:** Crops not planted by the final planting date because of a natural disaster but planted during the late planting period will not be eligible for prevented planting payments.

Producers unable to plant the crop by the final planting date, because of a natural disaster, must provide a notice of loss within 15 calendar days of the final planting date to maintain eligibility for prevented planting benefits in the event the crop is not planted during the late planting period.

### \*--B Definition of Considered Planted for 2009 and Future Years

For determining late planting for 2009 and future years, crops will be considered planted at the time the seed comes into contact with the soil upon which growth can begin. Therefore, transplants will be considered planted when placed into soil rather than when they are planted in the field.

**Example:** The final planting date for tomatoes is March 31, 2009. Tomato seeds are planted into soil on February 5, 2009. The tomato plants are transplanted to the field on April 5, 2009. The tomato acreage would be considered planted timely for late planting purposes.--\*

25.5 Late Planting (Continued)

**C Reducing Coverage for Late Planting**

COC must assign production according to paragraph 329 for certain crop acreage planted during the applicable late-planting periods. Production to assign will be determined according to the date the crop acreage was planted and the following table.

Late-planting provisions do **not** apply to the following:

- crops with multiple planting periods
- crops with a growing season of 60 calendar days or less
- value loss crops
- fall-planted small grain crops only intended for grain.

<b>IF the crop's days to maturity are...</b>	<b>AND IF the crop is planted after the final planting date by...</b>	<b>THEN assigned production is equal to...</b>
61 to 120 days	1 to 5 calendar days	5 percent of expected production of the applicable late-planted crop acreage regardless of the day planted.
	6 to 20 calendar days	5 percent of expected production of the applicable late-planted crop acreage plus an additional 1 percent of the expected production of the applicable late-planted crop acreage for each day 6 through 20.
	21 or more calendar days	50 percent of the expected production of the applicable late-planted crop acreage.
121 days and up	1 to 5 calendar days	5 percent of expected production of the applicable late-planted crop acreage regardless of the day planted.
	6 to 25 calendar days	5 percent expected production of the applicable late-planted crop acreage plus an additional 1 percent of the expected production of the applicable late-planted crop acreage for each day 6 through 25.
	26 or more calendar days	50 percent of the expected production of the applicable late-planted crop acreage.

## 25.5 Late Planting (Continued)

**D Example**

Producer intended to plant 35 acres of green beans. Ten acres were planted timely, 10 acres were planted 4 calendar days after the final planting date, and 15 acres were planted 17 calendar days after the final planting date. The approved yield has been calculated at 46 hundredweight (cwt) per acre. Calculate the assigned production as follows:

- 10 acres timely planted = 0 cwt
- 10 acres planted 4 days after the final planting date -  
 $.05 \times 46 \text{ cwt/acre} \times 10 \text{ acres} = 23 \text{ cwt}$
- 15 acres planted 17 days after the final planting date -  
 $(.05 \times 46 \text{ cwt/acre} \times 15 \text{ acres}) + (.12 \times 46 \text{ cwt/acre} \times 15 \text{ acres})$   
 $(34.5 \text{ cwt}) \quad + \quad (82.8 \text{ cwt}) \quad = 117.3 \text{ cwt.}$

**Note:** Includes the date the crop is planted.

The total production to be assigned for this crop is 140.3 cwt.



## 26 Amount of Assistance

---

### A

#### Payments

[7 CFR 1437.103] Once all other eligibility requirements have been satisfied:

•\*--a payment will be made to a producer for any of the following:

- the loss of production in excess of 50 percent of the producer's expected production
- for crop acreage intended to be grazed, the loss of AUD in excess of 50 percent of the producer's expected AUD determined on the basis of acreage, carrying capacity, and grazing period--\*
- for value loss crops, the loss of value in excess of 50 percent of the total value

**Notes:** The crop's loss must be because of natural disaster. Production, AUD, or value for value loss crops, from the entire unit shall be used to determine whether the producer qualifies for a payment.

See paragraph 27 for quality losses.

- [7 CFR 1437.201] a prevented planting payment shall be made for the acreage the producer is prevented from planting because of natural disaster. The eligible prevented planting acreage is that acreage in excess of 35 percent of the total eligible acreage intended for planting to the eligible crop.

COC must be able to determine from documentary or credible evidence that the crop's loss or prevented planting was in some way the result of the natural disaster.

See Part 11 for determining payments.

---

### B

#### Payment Rate

NAP payments will be payable to eligible producers at 55 percent of the established average market price.

---

### C

#### Payment Factors

[7 CFR 1437.11] NAP payment rates shall be adjusted for crops that are produced with significant and variable expenses that are not incurred because crop acreage was prevented from being planted or planted but not harvested. See Part 11 for determining payments.

---

27 Quality Losses

**A**  
**NAP Assistance**  
**for Quality**  
**Losses**

[7 CFR 1437.9] The quantity of a crop, or value for a value loss crop, will not be reduced for any quality consideration unless a zero value is established.

If a quantity of a type or variety of a crop suffers a loss of quality, the quantity shall be counted as production of the crop unless, because of condition, the quantity has no potential value in any established market for the commodity anywhere.

**Note:** A grower’s **inability** to find a suitable market for any quantity shall have no bearing on whether the quantity counts as production. The quality of the commodity and the establishment of a market anywhere is all that is relevant. The fact that a particular market does not exist for a **specific** grower or location is not relevant.

**Example 1:** A grower reports 10 acres of sweet cherries intended for fresh (Total quality market with an approved yield of 4,000 pounds per acre. loss not suffered) 40,000 pounds is the total expected production. Grower produces 11,000 pounds of cherries; however, because of condition, 8,000 of the 11,000 pounds of cherries are of sufficient quality to be marketed as process cherries; 3,000 pounds can be marketed as fresh sweet cherries. The 8,000 pounds of sweet cherries marketable or marketed as processed sweet cherries counts as production of the intended crop acreage the same as if no loss of quality was suffered.

Expected Production	40,000 pounds
Disaster Level/Guarantee	20,000 pounds
Actual Production	11,000 pounds
Qualifying Loss	9,000 pounds

If the county has an approved average market price for processed sweet cherries, the 9,000-pound qualifying loss on the unit must be paid at the approved average market price established for processed cherries because more than 50 percent of the unit’s harvested production was marketed or marketable as processed sweet cherries. If an average market price had not been established for processed sweet cherries, the average market price for fresh cherries would be used. However, COC and STC shall carefully examine whether additional crop data recommendations are necessary and required for the crop.

Continued on the next page

27 Quality Losses (Continued)

A NAP Assistance for Quality Losses (Continued)

**Example 2:** A grower reports 10 acres of sweet cherries intended for fresh market with (Total quality loss suffered) an approved yield of 4,000 pounds per acre. 40,000 pounds is the total expected production. The grower produces 12,500 pounds of cherries; however, because of condition:

- 11,000 pounds are of sufficient quality to be marketed as processed sweet cherries
- 1,500 pounds are culls and are not sufficient quality to be marketed in any established sweet cherry market anywhere.

Expected Production	40,000 pounds
Disaster Level/Guarantee	20,000 pounds
Actual Production	11,000 pounds
Qualifying Loss	9,000 pounds
Culls/Potential Salvage	1,500 pounds (part of the 9,000 pound qualifying loss)

If the county has an approved average market price for processed sweet cherries, the 9,000 pounds qualifying loss must be paid at the approved average market price established for processed cherries because more than 50 percent of the unit’s harvested production was marketed or marketable as processed cherries. If an average market price has not been established for processed sweet cherries, the average market price for fresh sweet cherries would be used. Additionally, the 1,500 pounds of culls are not considered cherry production, but could have salvage value according to paragraph 333.

See Part 4 for crops produced for different intended uses.

See Part 6 for determining production and salvage.

## 28 Units

**A Definition of Unit**

[7 CFR 1437.8] Unit is all acreage of the eligible crop, in the administrative county, for the crop year, under either of the following criteria:

- the person has 100 percent crop share
- acreage is owned by 1 person and operated by another person on a share basis.

**Note:** The basic unit is by producer relationship of operator(s) to owner(s) and is not broken down further by actual crop share percentages.

**Example:** Bill is the operator, and Bob is the owner. Part of the crop acreage is shared on a 50/50 crop share arrangement and the remaining acreage is shared on a 75/25 share arrangement. Although there are varying shares, there still is only one NAP unit.

Land rented for cash, a fixed commodity payment, or any consideration other than a share in the crop on the land will be considered as a 100 percent crop share.

No other units will be permitted.

**Example:** If, in addition to the land the person owns, the person rents land from 5 different landlords, 3 on a crop-share basis and 2 on a cash basis, then 4 units will be established; 1 unit for each crop-share lease and 1 unit that includes the 2 cash leases and the land owned by the person.

**B Establishing Units**

County Offices shall establish units according to subparagraph A.

**\*--C Producer Types**

There are only 2 producer types used to determine unique farming relationships: OP and OW. All OT producer types will be considered OP. An OO producer type that is associated with other producers will be considered an OP if all of the other producer types are OW. An OO producer type that is associated with other producers will be considered an OW if any of the other producer types is an OP. All relationships that are comprised of only 1 producer will be an OP producer type.

**Examples:** Producer A is an OO and shares with Producer B who is an OW. Producer A will be considered an OP.

Producer A is an OO and shares with Producer B who is an OP. Producer A will be considered an OW.--\*

## 29 Eligible Producer

### A Definition of Producer

[7 CFR 718.2] A producer is an owner, landlord, tenant, or sharecropper who:

- shares in the risk of producing the crop
- is entitled to share in the crop available for marketing from the farm or would have shared had the crop been produced.

**Note:** Landowners, landlords, tenants, contract growers, or anyone else not having both a share of the risk and a valid claim of share ownership of a crop are ineligible for NAP.

\* \* \*

### B Verifying Producer Eligibility

COC shall take whatever action is necessary to ensure that payments are proper and are for producers suffering the claimed loss of the crop. The producer must be able to show, with acceptable evidence, that the producer had a valid ownership share interest in the commodity produced and control of the crop acreage on which the commodity was grown at the time of the disaster, which is the basis for the application for payment. One of the following shall be obtained as determined by COC:

- copies of signed written leases with landowner or landlord
- copies of signed rental agreements with landowner or landlord
- copies of other legal documents showing land ownership or control
- statement signed by landowner or landlord that producer had control of the acreage
- statement signed by operator or producer that producer had control of the acreage on a farm
- FSA-578, producer print.

**Note:** CCC-509, CCC-502, and CCC-902 are **not** acceptable as verifiable evidence.

**Exception:** For Federal- and State-owned leased forage only copies of signed written leases, rental agreements, or other legal documents may be considered.

**29 Eligible Producer (Continued)****C Reviewing Documentation**

Leases, rental agreements, and any other written statements documenting verbal agreements shall be reviewed on a case-by-case basis. The review must determine the amount of interest and risk in the production for the lessor and lessee. COC shall apply the specific case circumstances to the determination of an eligible producer.

When reviewing case circumstances, evaluate what lease or rental arrangement existed between parties before the natural disaster. The lease or rental arrangement existing before the date of disaster shall be used to determine eligible producer. Any negotiation, agreement, or performance of parties to a rental or lease arrangement after date of disaster shall have no bearing on the question of an eligible producer.

**D Verifying Ownership Share Risk**

A producer may obtain a grower contract for marketing purposes. The grower contract may include language that precludes a producer from maintaining an ownership share risk, thus making the producer ineligible for NAP. Some examples include, but are **not** limited to language stating that the:

- grower has no right, title, or interest in the seed or the crop grown
- producer's interest in the seed and crop is that of a bailee.

\* \* \*

Applicants certifying to having a valid claim to a share of NAP payment are subject to spot check. If agreements or contracts are discovered that show a grower did not have a valid claim to a share of a crop for which NAP assistance was claimed, the NAP payment must be refunded.

Payment shall be denied if COC is not satisfied that payments claimed by producers are proper.

**Note:** The eligible producer requirements shall not be deemed to have been met merely because a participant had obtained either NAP or insurance coverage. The NAP participant must have had a valid ownership share interest in the commodity as specified in this paragraph.

**29 Eligible Producer (Continued)**

**E Certification by Producers**

Producers signing CCC-576:

- Part B, certify to the accuracy of all information contained in CCC-576, items 8 through 20, and acknowledge receipt of a copy of the notice's filing
- Part G, certify and agree to the statement contained in Part G, information provided on the entire form, and apply for payment according to paragraph 502.

**30 HEL and WC Compliance**

**A Producer Requirements**

[7 CFR 1437.15] Producers must comply with the provisions of conservation compliance, according to 6-CP [7 CFR Part 12], to be eligible for NAP payment.





**31 FCIC Disqualification of Persons for NAP**

---

**A  
FCIC  
Determines  
Disqualification**

[7 U.S.C. 1506 (n)] A person who FCIC has determined to have willfully and intentionally provided false or inaccurate information to FCIC or any insurer concerning an insurance plan or policy is disqualified from purchasing CAT or receiving NAP for a period of not to exceed 2 years.

The disqualification of the person is by FCIC or RMA and is not the result of an FSA or CCC administrative determination. Accordingly, the disqualification determination is not appealable to FSA or CCC.

---

**B  
FCIC-  
Disqualified  
Person Ineligible  
for NAP  
Assistance**

Persons disqualified by FCIC are notified by FCIC or RMA. If a person is disqualified, the person is considered to be aware that the person is ineligible for NAP assistance.

If NAP payments are inadvertently issued to a disqualified person for a disaster occurring in the period of ineligibility, according to subparagraph D, the payment with interest from the date of disbursement, shall be refunded to CCC. Relief under finality or misaction/misinformation shall not apply.

Persons who have been denied NAP assistance because of disqualification, or who are required to refund unearned payments because of FCIC disqualification, can request reconsideration from FSA of only the following:

- whether the disqualification is for the proper person
  - that the period of ineligibility determined according to subparagraph D is correct.
- 

Continued on the next page

**31 FCIC Disqualification of Persons for NAP (Continued)**

---

**C**

**Effective Date** The effective date of the person's disqualification, as specified in the disqualification notice or RMA memorandum, is the beginning date for the period of NAP ineligibility.

---

**D**

**Period of Ineligibility** Persons disqualified by FCIC are ineligible for NAP assistance for any natural disaster occurring within the 2-calendar year period of ineligibility.

**Example:** On August 14, 2001, RMA notifies FSA that a person was disqualified effective July 11, 2001. Accordingly, the person is ineligible for NAP assistance for any natural disaster occurring from July 11, 2001, through July 10, 2003.

---

**32 CAT Insurance Linkage**

---

**A**

**Producer Requirements** Producers are not required to obtain CAT or sign FSA-570, on insurable crops grown by the producer, to be eligible for NAP.

---

**\*--33 Qualifying Gross Revenues for 2008 and Previous Years--\*****A Definition of Qualifying Gross Revenues**

[7 CFR 1437.14] Qualifying gross revenues mean, with respect to a “person” who receives:

- more than 50 percent of this “person’s” gross income from farming, ranching, and forestry operations, the annual gross income for the taxable year from these operations
- 50 percent or less of this “person’s” gross income from farming, ranching, or forestry operations, the “person’s” total gross income for the taxable year from all sources.

**B Status of “Person”**

The qualifying gross revenue provision applies to “person”. Before determining eligibility, ensure that a correct “person” determination is made according to 1-PL. Status dates are shown in 1-PL for the disaster crop year.

Follow 1-PL for determining “person”. Non-farming entities will be included when determining “person” for the purpose of qualifying gross revenues.

**C Gross Income**

Statute and regulation do not permit CCC to consider the cost of sales for basis for income when determining a “person’s” gross income or qualifying gross revenues.

The term “gross income”, as used in determining a “person’s” qualifying gross revenues according to subparagraph A, shall:

- include all income or the total amount coming in, monetary or otherwise, exclusive of deductions
- not be adjusted, amended, discounted, netted, or modified for any reason, including, but not limited to:
  - whether income was for goods or services not belonging to the beneficiary of this income
  - income’s origin.

See Exhibit 10 for examples of determining gross income.

**Note:** Apply qualifying gross revenues provision to combined State producers according to 1-PL.

**\*--33 Qualifying Gross Revenues for 2008 and Previous Years (Continued)--\*****D Gross Revenues Limitation**

[7 CFR 1437.14] NAP payments shall not be made to a “person” who has qualifying gross revenue in excess of \$2 million for the most recent tax year preceding the year for which assistance is requested.

**E CCC-441 Income**

Ensure that CCC-441 Income is completed by each “person” who is a producer, or member of a producer, requesting NAP payments.

**Exception:** For tribal ventures, follow subparagraph D.

See subparagraph E for an example of CCC-441 Income.

**Note:** Each “person” certifying gross income on CCC-441 Income whose income exceeds \$2 million, shall do the following on CCC-441 Income, Part A:

- mark the applicable box, circle “**was**” (in bold print), line through “**not**” (in bold print), and initial below the change
- sign and date.

**F CCC-441 Income for Tribal Ventures**

For tribal venture operations, the tribal council or an authorized BIA official may execute CCC-441 Income by doing all of the following:

- completing item 2 for the tribal venture
- checking the second box on CCC-441 Income, Part A
- annotating the following statement immediately above the sentence following the second box on CCC-441 Income, Part A:

“For each person who is a member (including the person’s spouse and minor children) of the tribal venture shown in item 2, ...”

**Note:** If either the tribal council or authorized BIA official cannot attest on CCC-441 Income that no individual member (including the individual member’s spouse or minor child) will not exceed the qualifying gross revenue limitation, each individual member of the tribe must complete a separate CCC-441 Income before any NAP payments can be issued to the tribal venture.

\*--33 Qualifying Gross Revenues for 2008 and Previous Years (Continued)--\*

G Example of CCC-441 Income

This is an example of CCC-441 Income.

REPRODUCE LOCALLY. Include form number and date on reproductions.		Form Approved - OMB No. 0560-0175	
<b>CCC-441 Income</b> (02-24-00)		U.S. DEPARTMENT OF AGRICULTURE Commodity Credit Corporation	
<b>NONINSURED CROP DISASTER ASSISTANCE PROGRAM                  CERTIFICATION OF INCOME ELIGIBILITY</b>		1. RETURN TO: County FSA Office Address and Telephone  Pinal County FSA Office 695 N. Cottonwood Avenue Laredo, AZ 12345-6789  123-456-7890	
2. Name and Address of Person  TO: Shady Farms, Inc., together with Earl E. and Thelma Floyd and Aerial Applications, Inc. R.R. 1, Box 1 Anywhere, AZ 12345-6789		3. Crop Year  20XX	
		4. Farm No.  100 200	5. Unit No.  1234
If mailing in a window envelope the name and address must be placed above this text.			
<b>Instructions:</b> <ul style="list-style-type: none"> <li>• Complete Part A and sign in the area indicated.</li> <li>• Read the information relating to false certification in Part B.</li> <li>• RETURN THIS FORM to the address in item 1 above. YOU MUST RETURN THIS FORM BEFORE YOUR APPLICATION FOR BENEFITS CAN BE APPROVED.</li> </ul>			
<b>PART A - CERTIFICATION OF INCOME (Revenue definitions are included on the reverse of this form)</b>			
I certify that for the most recent tax year preceding the crop year for which benefits are requested.			
<input checked="" type="checkbox"/> Fifty percent of my gross annual revenue (receipts) was received from farming; ranching and forestry operations and that my gross annual revenue (receipts) from these operations was not in excess of \$2 million.			
<input type="checkbox"/> Less than fifty percent of my gross annual revenue (receipts) was received from farming, ranching, and forestry operations and that my gross annual revenue (receipts) from all agricultural and nonagricultural sources was not in excess of \$2 million.			
Person Shady Farms, Inc. Sign Here: /s/ Earl E. Floyd, President			Date 03-19-XXXX
<b>PART B - PENALTY FOR FALSE CERTIFICATION</b>			
Evidence that may be required to validate certification may include tax records, accountant's certification, or other documentation that provides the information required. The penalty for false certification is loss of all benefits for the disaster crop year in which the false certification was made.			
<b>NOTE:</b> The following statements are made in accordance with the Privacy Act of 1974 (5 USC 552a), and the Paperwork Reduction Act of 1980, as amended. The Federal Agriculture Improvement and Reform Act of 1996, and the regulations at 7 CFR Part 1437 authorize the collection of the information required by this certification. The information will be used to establish income eligibility in accordance with the requirements of the law for applicants who are requesting Noninsured Crop Disaster Assistance Program assistance. Providing this information is voluntary; however failure to furnish the requested information will result in a determination of ineligibility for Noninsured Crop Disaster Assistance Program assistance. This information may be used by and provided to other agencies, IRS, Department of Justice, other State or Federal law enforcement agencies, and in response to orders of a court, magistrate, or administrative tribunal. The provisions of criminal and civil fraud statutes, including 18 USC 286, 287, 371, 641, 651, 1001; 15 USC 714m; and 31 USC 3729, may be applicable to the information provided.  According to the Paperwork Reduction Act of 1995, an agency may not conduct or sponsor, and a person is not required to respond to, a collection of information unless it displays a valid OMB control number. The valid OMB control number for this information collection is 0560-0175. The time required to complete this information collection is estimated to average 10 minutes per response, including the time for reviewing instructions, searching existing data sources, gathering and maintaining the data needed, and completing and reviewing the collection of information. RETURN THIS COMPLETED FORM TO YOUR COUNTY FSA OFFICE.			
<small>The U.S. Department of Agriculture (USDA) prohibits discrimination in all its programs and activities on the basis of race, color, national origin, gender, religion, age, disability, political beliefs, sexual orientation, and marital or family status. (Not all prohibited bases apply to all programs.) Persons with disabilities who require alternative means for communication of program information (Braille, large print, audiotape, etc.) should contact USDA's TARGET Center at (202) 720-2600 (voice and TDD). To file a complaint of discrimination, write USDA, Director, Office of Civil Rights, Room 325-W, Whitten Building, 1400 Independence Avenue, SW, Washington, D.C. 20250-9410 or call (202) 720-5964 (voice or TDD). USDA is an equal opportunity provider and employer.</small>			

## \*--33 Qualifying Gross Revenues for 2008 and Previous Years (Continued)--\*

## G Example of CCC-441 Income (Continued)

CCC-441 Income (Reverse) (02-24-00)	
REVENUE DEFINITIONS	
	<p><u>Gross revenue (receipts) from farming, ranching, and forestry</u>, means the gross revenue (receipts) the person received from all agricultural sources. There shall be no adjustments or reductions made in determining gross revenue (receipts) from farming, ranching, and forestry, including nursery operations.</p> <p><u>Gross revenue (receipts) from all agricultural and nonagricultural sources</u> means the total revenue received by the person for the tax year from wages, rents, royalties, sales, or any other type of income. This figure must be the gross revenue before ANY adjustments or reductions. For example, if a person buys feeder cattle, fattens them, and sells them, the gross revenue would be the total revenue received when the cattle were sold. There shall be no reduction for such things as the purchase price of the cattle or for feed costs.</p>
EXAMPLES FOR DETERMINING QUALIFYING GROSS REVENUE (RECEIPTS)	
<u>Example 1</u>	
Situation	<p>Farmer or rancher, A. Bravo's, gross annual revenue from the sale of agriculture production was \$50,000. Production expenses for producing these products was \$30,000. A. Bravo's gross revenue from farming, ranching and forestry operations is \$50,000.</p> <p>A. Bravo also owns 51 percent of A.B. Grain Co., Inc. The grain company purchased grain from producers for \$3,000,000 and sold the grain for \$3,050,000. A. Bravo's gross revenue for A.B. Grain Co., Inc., is \$3,050,000.</p>
Determination	<p>Less than a majority of A. Bravo's annual revenue was from farming, ranching, and forestry operations; therefore, A. Bravo's qualifying gross revenue is the gross revenue from all sources.</p> <p>A. Bravo is ineligible for disaster benefits because the qualifying gross revenues exceed \$2,500,000 (\$50,000 plus \$3,050,000 equals \$3,100,000).</p>
<u>Example 2</u>	
Situation	<p>When a husband and wife are considered one person, the gross revenue from both must be included. C. Doe's gross revenue from farming is \$1,000,000. His wife sold clothing costing \$600,000 for a total of \$1,600,000. Overhead expenses were \$150,000. The husband and wife had investment revenue (stocks, bonds, and savings accounts) of \$100,000. The qualifying gross revenue is \$2,700,000 (\$1,000,000 plus \$1,600,000 plus \$100,000).</p>
Determination	<p>Less than a majority of the producer's gross revenue was from farming, ranching and forestry operations. Therefore, qualifying gross revenue is gross revenue (receipts) from all agricultural and nonagricultural sources. The entity is ineligible to receive disaster benefits.</p>
<u>Example 3</u>	
Situation	<p>Shady Farms, Inc., had gross revenues of \$1,900,000 from farming. All of this revenue was from the production of grain and livestock. The corporation is owned by Earl E. Floyd and Thelma Floyd, his wife. Earl E. Floyd also had controlling interest in Aerial Application, Inc., an aerial spraying and seeding business. Aerial Applications, Inc., had a gross revenue of \$150,000.</p>
Determination	<p>Since a majority of the annual revenue of Shady Farms, Inc., was from farming, ranching, and forestry operations the qualifying gross revenue is \$1,900,000.</p> <p>Shady Farms, Inc., is eligible to receive disaster benefits.</p>
<u>Example 4</u>	
Situation	<p>The auction house sold livestock for \$30,000. The \$30,000 was deposited in a special account set up by the auction house and designated a "Custodial Account for Shippers Proceeds." Funds in this account are trust funds. The only checks that may be written on this account are checks to the sellers of the livestock and checks to the general account of the auction house for marketing charges. To offset the \$30,000 deposit, the sellers were paid \$29,400 for their livestock, and the auction house was paid \$600 for commissions.</p>
Determination	<p>Include only \$600 from commissions as gross income for the auction house. Because funds in the custodial account are trust funds, they are not considered gross income for the auction house. The custodial account must be set up according to the Packers and Stockyards Administration regulations.</p>

## \*--33 Qualifying Gross Revenues for 2008 and Previous Years (Continued)--\*

**H COC Review of Gross Income**

COC shall ensure that the provisions of subparagraphs A and B are met before approving the issuance of any NAP payment. To accomplish this, COC shall:

- review County Office records and use personal knowledge of the “person’s” interest to determine whether COC is satisfied that the “person” is **not** likely to have exceeded the \$2 million gross income threshold
- identify those “persons” for which COC has insufficient information to determine whether the qualifying gross revenue limitation has been exceeded

**Notes:** Notify these “persons” that evidence of eligibility must be provided.

Evidence may be whatever is required for the reviewing authority to establish eligibility.

The reviewing authority may accept statements from a certified public accountant **provided** the statement ensures that the “person’s” gross income, as defined in subparagraph A, does not exceed \$2 million.

- document in COC minutes the cases reviewed, determinations made, and basis for determinations.

**Note:** COC’s shall not require income tax returns. However, COC must be satisfied that the “person” has not exceeded the \$2 million qualifying gross revenue limitation. The producer may provide whatever documentation is needed to establish eligibility. Payments for the “person,” who may either be a producer or member of a producer, may not be approved until COC is satisfied the “person” meets qualifying gross revenue eligibility requirements. If the producer volunteers to provide tax records or similar information, COC may use the information to determine eligibility.

COC shall ensure that no payment is issued to any “person” who has not satisfactorily established eligibility for payment.

**\*--33 Qualifying Gross Revenues for 2008 and Previous Years (Continued)--\*****I Using IRS Records**

COC's are not authorized to require IRS tax records. However, the "person" may volunteer tax information to COC.

**Note:** If the "person" voluntarily provides IRS tax records, a copy of these records shall be made, date stamped when received, and placed in the "person's" eligibility file.

If a tax return is submitted, it reflects net amounts from supplemental schedules. Therefore, if a tax return is used, supplemental schedules must be reviewed to determine gross income before deductions.

IRS forms may not contain all necessary information from which to make an appropriate determination of eligibility. Therefore, additional documents may be required to make eligibility determinations.

**Note:** The definitions of "qualifying gross revenue" and "gross income" are not the same as IRS definitions of "gross income". In many instances, a "person's" taxable gross income is smaller than qualifying gross revenue or gross income. Ensure that all the provisions of this paragraph are applied when determining qualifying gross revenue and gross income for NAP payment eligibility purposes.

**\*--33.5 Average AGI for 2009 and Subsequent Years****A Average AGI Limitation**

Effective for the 2009 crop year, average AGI provisions of the Food, Conservation, and Energy Act of 2008 apply to NAP.

**Note:** County Offices shall follow average AGI limitation procedure in 4-PL.--\*



**\*--34 Payment Limitations for 2008 and Previous Years--\***

**A Payment Limitation**

[7 CFR 1437.14] NAP payments shall **not** be made in excess of \$100,000 per “person” per crop year.

See Exhibit 2 for the definition of “crop year”.

**B Required Determination**

COC shall make “person” determinations and apply payment limitation provisions according to 1-PL.

**Note:** 1-PL provides the following provisions that do not apply to NAP:

- actively engaged
- permitted entity
- foreign person
- cash-rent tenant.

**C Payment Limitation Allocations**

County Offices shall follow procedures in 2-PL and 3-PL for multi-county and combined producers.

**\*--34.5 Payment Limitations for 2009 and Subsequent Years**

**A Payment Limitation**

[7 CFR 1400.1] NAP payments shall **not** be made in excess of \$100,000, directly or indirectly, to a person or legal entity per crop year.

See Exhibit 2 for the definition of “crop year”.

**B Required Determination**

COC shall apply payment limitation provisions according to 4-PL.

**C Payment Limitation Allocations**

County Offices shall follow procedures in 2-PL and 3-PL.--\*



## 35 Multiple Benefits

## A

**Choosing NAP Benefits or Other Program Benefits**

[7 CFR 1437.13] If a producer is eligible to receive NAP payments and benefits under any other program administered by the Secretary for the same crop loss, the producer must choose whether to receive NAP payments or benefits from any other program. The producer is not eligible for both.

**Note:** An election to receive payments other than NAP does not relieve the producer of the requirements of making an acreage and production report.

If benefits for any other program administered by the Secretary for the same crop loss do not become available until after the producer has received a NAP payment, the producer may refund the total amount of the NAP payment and receive the other benefit for which the producer is eligible.

**Example:** Producer A has a crop loss on tomatoes and corn. NAP assistance is available and will pay Producer A \$3,500 for the tomato loss and \$4,200 for the corn loss. Producer A is also eligible for other USDA benefits of \$21,000. The other USDA benefits amount available is the total amount available for corn, tomato, and other crop losses. The other USDA benefit attributable to the:

- corn loss is \$7,000
- tomato loss is \$5,000.

If Producer A elects to obtain the other USDA benefits of \$21,000, NAP assistance cannot be paid. If Producer A elects to receive NAP assistance for corn and tomato crop losses (a total of \$7,700), the other USDA benefit amount must be reduced by \$12,000 (\$7,000 other USDA benefit amount attributable to corn plus \$5,000 other USDA benefit amount attributable to tomatoes).

**Note:** The reduction amount is not the amount paid under the program elected.

---

Continued on the next page

### 35 Multiple Benefits (Continued)

---

#### A

#### Choosing NAP Benefits or Other Program Benefits (Continued)

In the event that a producer is issued a NAP payment and FSA later learns that the producer had received (before the issuance of the NAP payment) another USDA benefit subject to the multiple benefit exclusion, the producer must be notified that the NAP payment is unearned and must be refunded together with interest from the date of disbursement. This is the case regardless of whether the producer had been asked about other USDA benefits before the issuance of the NAP payment. Finality provisions are not applicable because the provision precluding multiple benefits is both statutory and regulatory and the producer had reason to believe that more than 1 benefit was received.

**Notes:** If the producer had not been given the opportunity to choose between NAP and the other USDA benefit, the producer could then make an election. However, if NAP is elected, the NAP payment shall be maintained as an unearned payment and a debt owed to CCC by the producer until such time as the producer provides documentation to show that the other USDA benefit has been fully repaid.

Unearned NAP payments are ordinarily required to be refunded with interest according to paragraph 509. However, if it can be determined that the producer had not been given the opportunity to choose between NAP and the other USDA benefit, program interest may be waived.

---

### 36 Unacceptable, Incorrect, or False Records and Certifications

---

#### A

#### Reliance on Producer Records and Certifications

NAP assistance requires accurate information from producers. It is imperative that producers understand that a failure to provide complete and accurate information and records could result in any or all of the following:

- an application for NAP assistance being denied
- the producer or producers being determined ineligible for NAP assistance on all units and farms
- the producer or producers becoming liable under any civil or criminal fraud statute or any other statute or provision of law.

---

Continued on the next page

**36 Unacceptable, Incorrect, or False Records and Certifications (Continued)****B Questionable Records or Certifications**

See:

- paragraph 37 for misrepresentation, scheme, or device
- \*--paragraph 39 for variance on NAP acreage or production.--\*

**37 Misrepresentation, Scheme, or Device****A Determining Misrepresentation, Scheme, or Device**

[7 CFR 1437.15] Any producer determined by COC to have knowingly misrepresented any fact; adopted, participated in, or benefited from any scheme or device that has the effect of defeating; or is designed to defeat the purpose of NAP shall **not** be eligible to receive benefits under NAP as specified in subparagraph C. If a producer employed any practice for the purpose of causing or attempting to cause CCC to make a payment that otherwise would not have been made, COC shall impose a sanction according to subparagraph C.

Scheme and device may include, but is not limited to, 1 of the following:

- concealing any information have a bearing on the application of the program provisions
- submitting false information to CCC or any STC or COC
- creating fictitious entities for the purpose of concealing the interest of a person in the farming operation.

**B Application of Sanctions**

Sanctions will apply to the specific producer and all other interests the producer has and other entities or joint ventures for all crops, all units in all administrative counties, and all States.

37 Misrepresentation, Scheme, or Device (Continued)

**C Sanctions**

COC shall, upon determination of a violation according to subparagraph A:

- determine the producer ineligible for a NAP payment for the crop year of the violation plus 2 subsequent crop years
- demand a refund of all amounts paid by CCC to the producer, applicable to the crop year in which the violation occurred, with applicable interest
- \*--assess liquidated damages according to paragraph 38.--\*

**D Liability**

[7 CFR 1437.15] The liability of any producer for any payment or refund which is determined to be due CCC is in addition to any other liability of this producer under any civil or criminal fraud statute or any other statute or provision of law.

All producers on a unit receiving NAP payments are jointly and severally liable to repay unearned payments.

**38 Liquidated Damages****A Accessing Liquidated Damages**

[7 CFR 1437.15(d)] When a producer is found in violation, according to paragraph 37, COC shall assess liquidated damages in the amount of 25 percent of the payment projected or received for the crop in violation. Liquidated damages are in addition to any refund of program benefits and are not considered a penalty.

**Examples:** Bill Smith received \$10,000 in NAP benefits on sweet corn (\$7,000) and butter beans (\$3,000) for the 2002 crop year. COC determined Mr. Smith adopted a scheme for receiving benefits for his sweet corn crop. Mr. Smith would be required to refund all amounts paid by CCC (\$10,000) plus pay liquidated damages in the amount of \$1,750 ( $\$7,000 \times 25\% = \$1,750$ ).

Jim Ecker suffered a loss on native pecans and was expecting to receive \$20,000 in NAP benefits. COC determined Mr. Ecker misrepresented production data to increase the loss percentage. Although Mr. Ecker had not \*--received the NAP benefit for native pecans, COC shall assess liquidated damages in the amount of \$5,000 ( $\$20,000 \times 25\% = \$5,000$ ).--\*

**\*--39 Variance****A Definition of Acreage Variance**

NAP regulations require participants to accurately report acreage, including:

- prevented planting
- low-yield or disaster affected
- harvested and unharvested.

The tolerance provisions of 7 CFR, Part 718 are **not** applicable to NAP. According to authority provided in 7 CFR 1437.2, DAFP has established the following variance rules for NAP.

Acreage variance means the number of acres that the reported acreage may differ from the determined acreage without either of the following:

- total loss of benefits
- overall accuracy of the acreage report being questioned.

**Rule:** Acreage variance is the larger of 1 acre or 5 percent of the reported acreage, not to exceed 50 acres.

**B Definition of Production Variance**

Production variance for NAP production is 5 percent difference between the reported and determined production.

**Note:** If circumstances warrant, and the reviewing authority determines it necessary, a production error within variance may be reviewed to determine whether any--\* violation of NAP policy has occurred.



**\*--39 Variance (Continued)**

**C Variance Calculation**

Variance will be calculated using all crop types within the pay group. Use this table to calculate variance.

Step	Calculation
1	Add total reported irrigated and nonirrigated crop acreage for the pay group together before calculating variance.
2	Subtract official and measured acreage from the total reported acreage.
3	Multiply the result of step 2 times 5 percent to determine the acreage of variance. See variance rule in subparagraph A.

Following is an example of calculating variance.

Crop	Reported Acres	Determined Acres
<b>Beans: Green, Pinto, and Wax</b>		
<b>Out of Variance</b>		
Green	10	10
Pinto	10	5
Wax	10	4
Total:	30	19
Exceeds 5 percent out of variance.		
<b>Within Variance</b>		
Green	10	10
Pinto	10	10
Wax	10	9
Total:	30	29
Does <b>not</b> exceed 5 percent within variance.		

**Note:** No official or measured acres were used in reporting acres in these examples.--\*

**D Handling Reported and Determined Acreage of Production**

When a unit has both reported and determined:

- acreage, follow Part 4
- production, follow Part 6.

**\*--39 Variance (Continued)--\***

**E Discrepancy in Acreage or Production**

Use the instructions in this table whenever there is a discrepancy between the reported or determined acreage or production associated with an approved CCC-576. The determined acreage and production shall be used according to subparagraphs D and F.

<b>WHEN the determined acreage or production...</b>	<b>THEN COC...</b>
*--is within variance--*	<p>may determine eligibility without an explanation from the producer.</p> <p><b>Note:</b> COC may delegate authority for this determination to CED. This delegation shall be recorded in the COC minutes.</p>
*--exceeds variance,--* but is within 15 percent of the reported acreage or production	<p>shall determine eligibility or ineligibility after the producer has been notified of the discrepancy and the producer has provided a satisfactory explanation for the inaccuracy or inaccuracies. If satisfactory explanation is not provided, COC shall make the determination after considering and documenting all of the following:</p> <ul style="list-style-type: none"> <li>• everyone directly or indirectly involved</li> <li>• the ramification of the discrepancy if the matter had not been detected</li> <li>• the unique circumstances of the case, including, but not limited to, how the matter was discovered</li> <li>• if the matter was or was not the result of or related to a misrepresentation, scheme, or device.</li> </ul> <p><b>Note:</b> See subparagraph F when ineligibility is determined.</p>
*--exceeds variance,--* but is not within 15 percent of the reported acreage or production	<p>shall determine ineligibility. See subparagraph F.</p>

**\*--39 Variance (Continued)--\***

**F Ineligibility**

Follow paragraph 37 if COC suspects that an unacceptable, incorrect, or false certification is related to or the result of a misrepresentation, scheme, or device.

For all other determinations of ineligibility:

- COC shall not approve CCC-576
- if CCC-576 was approved before the determination:
  - do not issue payments
  - \*--if payments have already been made, establish a receivable according to 64-FI.--\*

**Note:** If the producer immediately refunds the overpayment, process the refund according to 3-FI.

**Note:** County Offices shall use determined acreage and production for APH purposes according to paragraphs 154 and 325.

**G Documentation**

All determinations shall be documented in the COC minutes.

**40 Spot Checks**

**A NCT Data**

2004 was the first crop year that all States had authority to approve NAP NCT data. Before 2004, most NCT data was required to be submitted to and approved by the National Office before NAP payments could be processed at Service Centers.

Beginning with 2004 NCT, the National Office will conduct spot checks of crop data approved by State Offices. The spot checks are conducted to ensure that State Offices are approving data consistent with documentation. Crops that do not fall within a national rate and yield mean are spot checked.

When NCT crop data is found to be out-of-tolerance, State Office employees specializing in NAP will be contacted to provide the documentation used by the STC to justify the crop data  
\*--that was found to be out-of-variance.--\*

**41-105 (Reserved)**

**Part 3 Crop Data Information****106 Crop Documentation****A Crop Data**

County Offices shall provide crop data information identified in CCC-456 in Exhibit 17 to STC for each crop.

\*--For each crop year and commercial crop or agricultural commodity for which a report of acreage may be filed in the State, STC shall establish, at least 120 calendar days before the specific crop's application closing date, the following:

- average market price
- county-expected yield
- applicable payment factors.

**Notes:** For secondary use, follow subparagraph 174 C.--\*

Provide both price and yield of seed on the "clean" basis.

**107 Expected Yield****A Definition of County-Expected Yield**

[7 CFR 1437.102] The county-expected yield is the eligible crop yield for the administrative county established by STC \* \* \*.

The county-expected yield should reflect the average production potential of the crop in the county by practice and intended use.

**107 Expected Yield (Continued)****B Sources of Yield Information**

The county-expected yield shall be based on the best available information provided by any of the following sources:

- NASS
- NIFA
- Rural Development
- County Agricultural Commissioner's Office
- local markets
- COC's knowledge
- yields in similar areas
- average APH by year
- other reliable sources, such as universities.

STC's shall:

- ensure that established county expected yields are comparable with previously approved county expected yields in the State or in surrounding States
- justify deviations from previously approved crop data.

**Note:** If NASS has data for the eligible crop, STC's must consider NASS information when establishing the crop data; however, STC's are not required to base the establishment only on NASS data.

**C Establishing County-Expected Yield**

If CAT insurance is not available for the crop in the administrative county or a contiguous county, the county-expected yield shall be calculated by using the Olympic average:

- obtaining the yields of the crop for the 5 consecutive crop years immediately preceding the previous crop year
- dropping the crop years with the highest and lowest yields
- averaging the yields for the remaining 3 crop years.

**\*--Example:** For the 2011 crop year, the historical base period is 2005 through 2009.--\*

## 107 Expected Yield (Continued)

## C Establishing County-Expected Yield (Continued)

If 5 crop years of data is not available for establishing the county-expected yield, STC shall:

- \*--use the best sources of information available to obtain data for as many consecutive crop years as possible within the 5 crop years immediately preceding the previous crop year, starting with the most recent historical base year (2009 in the previous example)
- establish a county-expected yield for those crops by computing a simple average of the data obtained
- leave no gaps in years following the first crop year for which a historic yield is available within the base period.

The following examples are pertinent to establishing a 2011 county-expected yield with crop years 2005 through 2009 as the historical base period.

**Example 1:** NASS or other readily obtainable data is available for years 2005 and 2006 and not available for 2007 through 2009. STC **must** use best available information to fill in data for missing years 2007 through 2009. The Olympic average of years 2005 through 2009 will be used in this example.

**Example 2:** NASS or other readily obtainable data is available for years 2007 and 2008 but not 2009. STC **must** use best available information to fill in data for missing year 2009. The simple average of years 2007 through 2009 will be used in this example.

**Example 3:** NASS or other readily obtainable data is available for years 2006, 2007, and 2009. STC **must** use best available information to fill in data for missing year 2008. The simple average of years 2006 through 2009 will be used in this example.

**Example 4:** NASS or other readily obtainable data is available for years 2008 and 2009. STC does **not** need to obtain additional years' data. The county-expected yield will be the simple average of years 2008 and 2009 because there are no gaps in years starting with the crop year immediately preceding the previous year.--\*

**107 Expected Yield (Continued)****C Establishing County-Expected Yield (Continued)**

[7 CFR 1437.7 (a)] For planted annual crops, the county-expected yield must be based on the acreage planted for harvest. If yield information used by STC is for harvested acres only, STC shall convert the harvested acre yield to a planted acre yield.

**Notes:** County-expected yields for orchards shall be based on mature orchards, if the majority of this orchard crop acreage is mature. T-yield reductions shall be applied for individual producers having less than mature orchards.

The T-yield established for the administrative county will be the T-yield for the unit as defined in paragraph 28.

**Example:** Unit acreage is located in both County A and County B. County A is the administrative county. The T-yield established for County A will be the T-yield for the unit.

If CAT insurance is available for the crop in:

- the administrative county, STC shall establish the county CAT T-yield as the expected yield
- a contiguous county, STC shall ensure that the established county-expected yield is comparable to CAT T-yield in the county.

**Note:** If there is more than 1 contiguous county, average the T-yields for all contiguous counties.

**Exception:** CAT T-yields are not required to be used if STC establishes a different county-expected yield for different types or varieties of a crop where CAT makes no such distinction based on type or variety.

STC shall identify and document how the established county-expected yield was determined.

**D County-Expected Yields for Different Farming Practices**

The county-expected yield may take into consideration different yield variations because of diverse farming practices. Although NASS does not always establish separate yields based on practice, STC's shall establish irrigated and nonirrigated county-expected yields, if appropriate.

If a crop, using good farming practices, is being produced using more than 1 farming practice, STC shall establish approval of a county-expected yield based on each farming practice.



**107 Expected Yield (Continued)****E County-Expected Yields for Different Intended Uses or Type and Variety**

[7 CFR 1437.7 (b)] STC's must establish different county-expected yields for NAP crops when documentation used to establish the county-expected yield shows a substantial difference in the expected yield because:

- the crop is harvested for different intended uses, such as fresh versus processed
- \*--**Note:** For multiple marketed crops, the county-expected yield is based on crop and type instead of crop/type/intended use, as defined in paragraph 198.--\*
- varieties or types of the crop warrant different county-expected yields, such as red kidney bean versus navy bean.

**F Documenting County-Expected Yields**

STC's shall:

- conduct a second-party review of all manual calculations used to establish county-expected yields
- establish county-expected yields that are representative of the normal cultural practices for the county
- document and maintain data used to establish county-expected yields
- document the source of all data used in establishing county-expected yields
- review recommended county expected yields against approved data.

**G Adjusting County-Expected Yield**

The expected yield for a crop shall be adjusted if:

- cultural practices, including the age of the planting or plantings, are different from those used to establish the yield
- the yield established on a State or county level is determined to be incorrect.



## 107.5 Carrying Capacity

### A Carrying Capacity Definition

Carrying capacity consists of a stocking rate and the number of days grazing can normally be sustained without detrimental effects on the land resource **absent any supplemental feedstuff**. Feedstuff is any product, of natural or artificial origin, that has nutritional value in the ration when properly prepared.

### B Crops on Which to Establish Carrying Capacity and Grazing Period

STC shall, for each county or area within a county and before the applicable application \*-closing date, establish a carrying capacity for each crop according to subparagraph 170 A,--\* with an intended use of forage or grazing present in the State.

### C Grazing Days

Grazing periods of varying lengths may exist, considering factors as topography, altitude, land mix, etc., in the same county or area within the county for the same forage type, such as mixed forage (IGS).

### D Stocking Rate

The stocking rate must reflect the specific number of acres of forage capable of supporting 1 animal unit for the specified grazing days.

**Example:** STC determines 7 acres of mixed forage (IGS) is required to support 1 animal unit.

**107.5 Carrying Capacity \* \* \* (Continued)**

**\*--E Multiple Carrying Capacities**

Multiple carrying capacities may be established, considering factors as topography, altitude, land mix, etc., in the same county or area within the county for the same forage type, such as mixed forage (IGS). For automation purposes, multiple carrying capacities of the same forage type will be identified by a unique planting period number. The planting period numbers reflecting:

- full season forage or cool season forage will be identified as 01, 21, 31, 41, etc. --\*
- warm season forage will be identified as 02, 22, 32, 42, etc.

Multiple carrying capacities have no impact on crop definition or the pay crop/pay type.

\* \* \*

## 108 Average Market Prices

### A Definition of Average Market Price

[7 CFR 1437.11] Average market price is the price or dollar equivalent per bushel, ton, etc.,  
\*--for an eligible commodity, established by STC. Average market price is:--\*

- used to calculate NAP payments
- on a harvested basis without the inclusion of transportation, storage, processing, packing, marketing, or other post-harvest expenses
- based, in part, on historical data.

**Note:** An individual producer's level of compensation or specific farming practices for a crop are not particularly relevant to the question of average market price. To the extent practicable, an average market price will reflect the average rate of  
\*--compensation for a particular crop in a region for all producers. STC will determine regions based on information and data provided from all available sources. As such, average market prices approved by STC's are **not** appealable.

Each intended use of a crop type shall have:--\*

- only 1 average market price established within a State for a crop year
- an average market price established according to subparagraph C.

**Note:** See subparagraph D for determining average market price for peanuts.



## 108 Average Market Prices (Continued)

**B Crops on Which to Determine Average Market Price**

\*--STC shall establish average market prices for crops.

**C Sources of Information**

STC's shall use **the best available information** when establishing the average market--\* price. Sources of information may include, but are not limited to:

- NASS
- CSREES
- \* \* \*
- Rural Development
- County Agricultural Commissioners Office
- local markets
- COC's knowledge
- prices in similar areas
- other reliable sources, such as universities, AMS Market News, and buyers.

\*--STC's shall ensure that established average market prices for crops are comparable with established FCIC prices for determining indemnities.

**Note:** If NASS has data for the eligible crop, STC's must consider NASS information when establishing the crop data; however, STC's are not required to base the establishment only on NASS data.--\*

## 108 Average Market Prices (Continued)

**D Average Market Price for Peanuts**

For 2001, the average market price of peanuts is 1 of the following:

- the national average quota price established for the type of peanuts, if effective peanut poundage quota is available for the entire peanut marketing year for the unit's entire loss of peanut production
- a blend of the national average quota and additional prices established for the type of peanuts, if effective peanut poundage quota is available for some, but not all of the unit's loss of peanut production for the entire peanut marketing year

**Note:** See Exhibit 18 for calculating the average market price of peanuts when a unit has insufficient effective peanut poundage quota available to cover all of a unit's loss of peanut production.

- the national average additional price established for the type of peanuts, if no effective peanut poundage quota is available for the unit's entire loss of peanut production for the entire peanut marketing year.

For 2002 and subsequent years, this subparagraph no longer applies.

**E Determining Average Market Price**

\*--For each crop, STC shall establish the average market price by:--\*

- obtaining market prices for each crop for the 5 consecutive crop years immediately preceding the previous crop year
- dropping the crop years with the highest and lowest prices
- averaging the prices for the remaining 3 crop years.

**Example:** For the 2002 crop year, the base period would be 1996 through 2000.



**108 Average Market Prices (Continued)****E Determining Average Market Price (Continued)**

If 5 crop years of data is not available for determining the average market price, STC's shall:

- use the best data available to obtain as many crop years of data as possible within the 5 consecutive crop years immediately preceding the previous crop year
- determine an average market price for those crops by computing a simple average of the data obtained
- thoroughly document why 5 crop years of data is not available and the sources of the data used.

**F Different Market Prices**

STC's shall ignore small differences in prices for a crop based on different types or varieties or various intended uses. However, if there is a significant amount of production being marketed in a region at significantly different levels of compensation, STC shall determine \*--whether to establish different prices.--\*

As applicable, if STC determines with credible data that a:

- different type or variety of a crop has historically been valued at a significantly different price when compared to the average market price of other types or varieties of this crop, \*--STC shall establish a separate price for the type or variety of the crop--\*
- significant amount of a crop has been historically marketed in a county or counties under a specific intended use and at a price that is significantly different than the average price \*--received for the crop without regard to intended use, STC shall establish a separate--\* price for the crop based on intended use.

**108 Average Market Prices (Continued)****G Documentation**

STC's shall:

- \*--establish average market prices that are reasonable when compared to local markets
- conduct a second-party review on the calculation of all established average market prices
- document and maintain data used to establish the average market price--\*
- review potentially recommended average market prices against approved data \* \* \*.

**109 Unharvested and Prevented Planting Payment Factors****A Application of Payment Factors**

[7 CFR 1437.11] Average market prices for crops shall be established on a harvested basis. See subparagraph 108 A.

The average market price shall be adjusted for crops produced with variable expenses that are not incurred because the crop acreage was prevented from being planted or planted but not harvested. The adjustment for this crop acreage shall be made by applying a payment factor established by STC \* \* \*.

Each intended use of a crop type shall have not more than 1 prevented planting and unharvested payment factor established within a State for a crop year.

**Note:** [7 CFR 780.2 (c) and (d)] The application of payment factors is **not** appealable because it is a statutory and regulatory provision. A producer's appeal right is limited to the question of whether acreage was in fact prevented from being planted, planted but not harvested, or planted and harvested in a good farmer-like manner.

## 109 Unharvested and Prevented Planting Payment Factors (Continued)

**B Establishing \* \* \* Factors**

\*--For each average market price established according to paragraph 108, STC shall:--\*

- acquire the best available information, from reliable sources, to determine the total costs associated with production
- use costs associated with land, taxes, normal rental costs, and land preparation to determine what percentage of the total cost of production would be expended for each crop that could be prevented from being planted

**Note:** Land preparation may include, but is not limited to, tillage and the application of fertilizer, herbicide, or both.

- determine what percentage of total production cost would be expended if harvesting costs are excluded
- \*--set a prevented planting payment factor of **zero** if the crop:--\*
  - does not have a defined planting period and final planting date
  - is a value loss crop
  - is a tree crop or other perennial not meeting the criteria specified in subparagraph 25 C
- document sources of information used to establish payment factors in the STC minutes.

\* \* \*

**110 Minutes**

**A Submission of Minutes**

For each CCC-456, STC's shall ensure that a copy of the COC, if applicable, and STC minutes are available upon request from DAFP.

**B COC**

COC's shall document, in the COC minutes, any actions taken concerning NAP, including, but not limited to, recommending crop data.

COC minutes shall document the items specified in CCC-456 in Exhibit 17.

**C STC**

STC minutes shall document the following:

- review of each of the items in CCC-456 completed by COC
- review of COC recommendation of crop data
- decision of STC about eligible crops \* \* \*.

**111-150 (Reserved)**

**Part 4 Acres and Crops**

**Section 1 Acreage**

**151 Unit Acreage and Production Certifications**

**A Requirement for Annual Certifications**

[7 CFR 1437.7] The requirement for unit certification of acreage and production is independent of the occurrence of crop loss. Producers failing to timely certify unit acreage and production risk ineligibility for NAP assistance or reduced approved yields.

**B Unit Acreage Certifications**

A unit acreage certification must include all acreage of the eligible crop and each crop in the event of multiple planting in which during the crop year the producer has an interest in the county according to paragraph 28.

This information will be compiled from information certified on the Farm Acreage Report. Farm acreage reports must:

- be completed and filed according to 2-CP
- contain information specified in subparagraph C.

<b>IF the producer is...</b>	<b>THEN...</b>
able to certify that a single farm acreage report includes all acreage of the crop for which the producer has an interest in the county	the single farm acreage report can be considered the unit crop acreage.
unable to certify that a single farm acreage report includes all acreage of the crop for which the producer has an interest in the county	the producer must complete the unit crop acreage report by signing FSA-578 (by producer) generated according to 2-CP, Section 7.

**\*--Note:** Late filed FSA-578's may be accepted only if the late filed acreage report requirements are met according to 2-CP.--\*

## 151 Unit Acreage and Production Certifications (Continued)

**C Required Information**

Unit acreage certifications must be filed on FSA-578. Certifications must:

- be for all acreage in the administrative county of the eligible crop and type, for each planting, including all crops by crop type selected on CCC-471

**Note:** If any crop type was **not** planted, a zero acreage report is required from each producer having CCC-471. Include the crop, type, practice, and intended use \*--from CCC-471. Failure to file a zero FSA-578 will result in a zero credited yield in the unit's APH database according to subparagraph 258 A.--\*

- include all of the following information:
  - the producer's share
  - the names of all producers sharing in the crop
  - the FSA FSN's
- for yield based crops:
  - include the crop, type or variety, practice, and intended use

**Notes:** "Other", "regular", or other generic references as a type or variety are not used for NAP purposes. County Offices must ensure that producers are identifying specific types of a crop to support the application for coverage and acreage report software.

"Green manure" shall not be used as an intended use for NAP purposes.

Do not use "oil" as an intended use for NAP purposes. Use "processed" to identify the intended use. The intended use of oil shall not be confused with the type and variety of oil, such as sunflowers.

If any acreage reports have been taken for either intended use of "green manure" or "oil" for NAP purposes, the County Office shall correct those acreage reports according to 2-CP.

The intended use of seed shall only be used for propagation purposes. All other intended uses shall be recorded according to 2-CP.

## 151 Unit Acreage and Production Certifications (Continued)

## C Required Information (Continued)

In 2005, for:

- sunflowers with the intended uses of “fresh” and “sets” shall be identified under sun, crop code 7501; the intended use of “seed” must be identified under sunflowers, crop code 0078
  - dual purpose sorghum with the intended use of “grain”, “forage”, and “grazing” must be identified under crop code 0052; the intended use of “seed” must be identified under sorghum forage, crop code 0050 or sorghum, crop code 0051.
  - the date the specific crop acreage was planted
  - the acreage prevented from being planted
  - for value loss crops:
    - for aquaculture, bee hives, mushrooms, and ornamental nursery, the physical location of the acreage on which the facility resides
    - for aquaculture, the name, type, or variety of each aquacultural species
- Note:** For NAP purposes, do not use the intended use of processed for aquaculture.
- \*--for forage crops, the predominant intended use of the forage crop shall be the intended use of the crop reported on FSA-578 according to 2-CP.

**Example:** Jim intends, and normally mechanically harvests, 3 cuttings of hay from his 100 acres of alfalfa grass mixture. Jim turns his 20 head of dairy cows out on the 100 acres of alfalfa grass mixture after the 3rd cutting. Mechanical harvest as hay is the predominant intended use of the crop; therefore, the intended use shall be reported on FSA-578 as “FG”.--\*





**151 Unit Acreage and Production Certifications (Continued)****D Unit Production Certifications**

For each unit acreage certification according to subparagraphs B and C, the producer must certify production of the acreage:

- after harvest of the specific crop acreage is completed
- \*--before the subsequent year's acreage reporting date for the crop
- for all crops selected on CCC-471.--\*

**Note:** Accept certifications of production on CCC-452.

**Exception:** For forage, see subparagraph 194 A.

**152 Prohibiting Assigned Yields in Certain County Offices****A Documentation**

[7 CFR 1437.7 (j) (1)] Producers must provide detailed documentation of acres planted and the yield for the crop year for which benefits are being claimed, if either of the following occurs:

- sufficient data are available to demonstrate that the acreage of a crop in a county for the crop year has increased by more than 100 percent over any year in the preceding 7 crop years
- data are not available, but the acreage of the crop in the county has increased significantly from the previous crop years, as determined by COC.

If COC determines that the documentation provided is not sufficient, COC may require documenting proof that the crop, had the crop been harvested, could have been marketed at a reasonable price.

**152 Prohibiting Assigned Yields in Certain County Offices (Continued)****B Exceptions**

Except as provided in this subparagraph, a producer, who produces a crop on a farm located in a county described in subparagraph A, may not obtain an assigned yield.

**Exception:** A crop or producer shall not be subject to this subparagraph if either of the following occurs:

- the planted acreage of the producer for the crop has been inspected by a third party acceptable to COC
- COC and STC recommend an exemption from the requirement to DAFP, and DAFP approves the recommendation.

**Note:** Justification must be submitted for any request for waiver of this policy.

See Part 5 for information about yields.

**153 Acreage Measurement Service****A Fees**

A fee shall be charged according to 2-CP for:

- producer requests for measurement service
- late-filed acreage reports used for NAP purposes.

**154 Reported and Determined Crop Acreage****A Using Reported and Determined Crop Acreage**

When a unit has both reported and determined crop acreage, COC shall use:

- the smaller of the reported or determined acreage to determine the unit's:
  - expected level of production
  - total planted and prevented planted acreage
- determined acreage for APH purposes.

See Part 2 for NAP provisions concerning:

- unacceptable, incorrect, or false records and certifications
- ~~\*--variance--\*~~
- misrepresentation, scheme, or device.

**155 Reported Crop Acreage**

**A Disposition of Reported Crop Acreage**

[7 CFR 1437.7] Producers who have reported crop acreage for NAP purposes who choose **not** to harvest the specific crop acreage must leave intact all eligible acreage and crop units for which the producer intends to make an application for payment until the units have been appraised or released \* \* \*.

Producers who have reported crop acreage for NAP purposes who harvest the specific crop acreage must be able to provide to COC documentary evidence of crop production. Evidence may include leaving representative samples of the crop acreage for inspection.

Failure to make timely application or to supply required documentary evidence shall result in a denial of NAP payments.

**156 (Withdrawn--Amend. 17)**

**157-169 (Reserved)**



## Section 2 Crops

## 170 National Crop Definition

## A Introduction

A national crop definition was established based on similar types or varieties of a crop that had an insignificant price difference for the most predominant intended use for the crop.

The acreage and production of the crop group is summarized for service fees and loss calculation purposes.

To identify the crop definition for service fee and payment purposes, 3 variables are included in the NAP crop table for each crop that is downloaded. These variables are described in greater detail in the remainder of this paragraph.

**Note:** If a crop, type, or practice is insurable in the county within a pay crop pay type grouping, the insurable crop, type, or practice will not be included in determining loss for that pay crop pay type.

\* \* \*

Only crops in Exhibit 7.X can be used for the applicable crop.

**Note:** The Exhibit 7 numbers are year specific. See the applicable Exhibit 7.X for the specific year for eligible crops.

## B Planting Period

For those crops that have multiple plantings established according to paragraph 178, the planting period is used to identify these plantings as separate crops.

**Example:** Lettuce has 4 plantings during the crop year. A separate record is loaded in the NAP crop table for each planting, which will ensure that the production from the different plantings will not be grouped together.

Crops with the same planting period will be grouped together unless they have different pay crop and pay type codes.

**Exception:** For grazed forage, the planting period will be used to further define warm and cool season grasses as allowed in paragraph 193. A planting period number of:

- “01” shall be designated for cool season grasses
- “02” shall be designated for warm season grasses.

170 National Crop Definition (Continued)

**C Payment Crop Code**

The payment crop code identifies the “crop” for the specified crop, crop type, and/or intended use. In most cases, the payment crop code is the same as the crop code in 2-CP with few exceptions.

**Example:** The crop code in 2-CP for 2 or more interseeded small grain mixed forage is “0296”. For NAP payment purposes, 2 or more interseeded small grain mixed forage will actually be paid as grass with a payment crop code of “0102”.

**D Payment Type Code**

The payment type code identifies how the types and intended uses for a specified crop will be grouped.

**Example:** Beans have a payment crop code of “0047”. However, the types of beans have a \*--significant price difference, justifying that each type of bean be treated as a--\* separate crop. The data on the NAP crop table is downloaded as follows.

Crop Type	Planting Number	Payment Crop Code	Payment Type Code
Baby Lima	01	0047	001
Butter	01	0047	002
Soldier	01	0047	003

In this example, each type of bean will be treated as a separate crop for service fee and payment purposes.

**Note:** For those seed crops meeting the definition according to subparagraph 174 F, crops with an intended use of seed may have a different type code.

Crop Type	Planting Number	Payment Crop Code	Payment Type Code	Intended Use
Carrots	01	0120	*--001	Fresh
Carrots	01	0120	002--*	Seed

**170 National Crop Definition (Continued)****\*--E Crop Types Not Eligible for NAP--\***

When producers request crop types currently not eligible for NAP according to subparagraph A, the County Office shall:

- select the crop type that most closely represents the requested type in the lowest pay crop pay type
- record the actual requested type in brackets on CCC-471
- complete CCC-456 and submit it to the State Office recommending the type for inclusion in the subsequent crop year.

When producers request crops not listed according to subparagraph A, County Offices shall complete CCC-456 and submit it to the State Office recommending the crop for inclusion. Instructions for completing CCC-456 are in Exhibit 17.

STC shall prepare 2-CP, Exhibit 9 and supporting documentation to request crop approval from DAFP.

The supporting documentation shall include the following:

- commercial markets, such as farmer's market, grain elevator, gin, etc.
- common name
- scientific name
- basis for NAP crop eligibility, such as commercial food or fiber uses.

State Offices shall mail or FAX request directly to PECDD, DAB according to paragraph 10.

**F Crops Not Listed in 2-CP, Exhibit 10.5**

When a crop, or specific type or variety is requested by a producer for NAP, and it is not listed in 2-CP, Exhibit 10.5, STC's shall ensure that additions are handled according to procedure in 2-CP.

**170 National Crop Definition (Continued)****G Deadline to Change Crop Definition**

The National Crop Definition identifies the pay groupings for accepting CCC-471. Service fees are collected according to pay crop and pay type as identified according to subparagraph A.

To ensure that service fees are applied uniformly across the country, the crop definition is based on a national review of crop data. Because changes to the crop definition must be completed before the release of the application for coverage software, any requests for \*--changes in the crop definition must be submitted to DAB with supporting documentation.--\* The application for coverage software is released in May of the previous crop year. For crop data to be reviewed and approved before the application for coverage software is released, all requests along with supporting data must be received at the National Office by January 2 of the previous crop year.

**Note:** Because the crop definition is established Nationwide, States must include not only data for their State, but any other data available Nationwide from commodity associations and other credible sources.

To change the crop definition after software has been released would have an adverse impact on service fees collected.

**Note:** Because the application closing date from the previous year's NCT is used for the continuous coverage letter, County Offices shall be aware that any changes to the crop definition could have an impact on service fees collected.



## 171 Eligible Crops

**A Definition of Eligible Crops**

[7 CFR 1437.4] Eligible crops are any commercial agricultural crop (excluding livestock and their by-products), commodity, or acreage of a commodity grown for food or fiber for which CAT is not available.

\* \* \*

**Notes:** Refer to 2-CP, Exhibit 10.5 to determine type, variety, or intended use. Do **not** use “other”, “regular”, or other generic references as a type or variety for NAP purposes.

If the specific crop, type, or variety is not listed, follow subparagraphs 170 E and F to request that the crop, type, or variety be added.

**B Eligible Crops for NAP Assistance**

NAP assistance may be made available for any commercially produced:

- crop grown for food
- crop planted and grown for livestock consumption, including, but not limited to, grain and seeded and native forage crops

**Note:** For 2001 and preceding years, NAP assistance for forage crops produced on Federal and State lands was limited to seeded forage crops.

- crop grown for fiber, excluding trees grown for wood, paper, or pulp products
- aquacultural species, including ornamental fish
- floriculture crops
- ornamental nursery
- Christmas tree crops
- turfgrass sod



171 Eligible Crops (Continued)

**B Eligible Crops for NAP Assistance (Continued)**

- sea oats and sea grass
- industrial crops
- seed crops where the propagation stock is commercially produced for sale as seed stock for other eligible NAP crop production

**Example:** Tree seedlings being raised as seed stock for reforestation are **not** eligible.  
Tree seedlings being raised as a seed crop for use as propagation stock in a commercial Christmas tree operation are eligible.

- unseeded forage on State or Federal lands beginning with 2002 crop year.

\* \* \*

## 172 Ineligible Crops

### A Ineligible Crops for NAP Assistance

Crop acreage and products ineligible for NAP assistance include, but are not limited to:

- crop acreage for which individual CAT level coverage is available in the county

**Notes:** NAP may cover eligible losses caused by natural disaster that are not named as an insurable peril under a crop insurance policy.

\*--Group Risk Protection insurance is now available at CAT level. Therefore, if Group Risk Protection is available, the crop acreage is **not** eligible for NAP--\* assistance.

- crop acreage for which individual CAT level coverage is available as a pilot product
- commodities that cannot be marketed as food or fiber or that are not included as an eligible crop in paragraph 171
- by-products resulting from processing or harvesting an eligible crop, such as peanut hay, oat straw, etc.
- crop acreage for which COC determined good farming practices are not being applied
- nonornamental nursery plants, such as strawberry plants, orange trees, etc., unless the plants can be considered a seed crop under paragraph 171
- home gardens or crops not being produced for commercial sale
- experimental crops
- volunteer stands, except native forage
- unseeded forage on State or Federal lands for 2001 and prior years
- livestock and their by-products
- trees grown for wood, paper, or pulp products.

Beginning with the 2010 crop year, if the CAT level of insurance is available for a particular crop, type, and intended use in the county, then in all cases NAP **cannot** be offered within that county for any practice of that crop (irrigated, non-irrigated, summer fallow, and continuous crop).

**Example:** Irrigated soybeans not following another crop (initial crop) are insurable in Garvin County. However, nonirrigated soybeans, and soybeans following another crop are not insurable in Garvin County. Therefore, NAP cannot be offered for nonirrigated soybeans or soybeans following another crop (double-crop) in Garvin County, because RMA has determined that nonirrigated soybeans and soybeans following another crop are not insurable practices.

173 Types or Varieties of Crops

**A Definition of Type or Variety of a Crop**

A type or variety of a crop is a scientifically recognized subspecies of a crop having a particular characteristic or set of characteristics. Examples are in this table.

Crop	Types or Varieties
Watermelons	Seedless, striped
Beans	Pinto, pole, shelli, small red
Peppers	Jalapeño, pimiento, red chili
Potatoes	White, red
Cherries	Sweet, tart
Squash	Zucchini, acorn, summer
Lettuce	Romaine, leaf

**Notes:** Type or variety is **not** to be confused with intended use. A producer cannot change, by design or market, the type or variety of a crop.

See 2-CP, Exhibit 10.5 for crop name, codes, abbreviations, etc.

Do **not** use “other”, “regular”, or other generic references as a type or variety for NAP purposes.

**B Differentiating Crops by Type or Variety**

\*--Crops shall be grouped according to subparagraph 170 A.--\*

Producers shall provide acreage and production data for each type or variety of crop produced and without regard to grouping as 1 crop.

**Example:** A producer has zucchini and acorn squash. The producer reports the acreage and production of each type of squash, without regard to the types being grouped as 1 crop, for example, squash.

174 Handling Crops Produced for Different Intended Uses

A Intended Use

Many crops can be marketed for various intended uses. The manner in which the crop is planted, cared for, managed, harvested, and sold often dictates the intended use of the crop. The value of many crops varies significantly based on the intended use. DAFP may approve different prices or yields of a crop based on different intended uses if data supports such a distinction. However, the acreage and production of all intended uses of a crop must be summarized as 1 crop except for:

- seed intended uses that qualify as a separate crop according to subparagraph F
- small grain forage according to paragraph 196.

Some examples of intended use include, but are not limited to, the following.

Crop	Intended Uses
Alfalfa	Forage, seed
Barley	Grain, forage
Cherries	Fresh, process

**Note:** Intended use is **not** to be confused with type or variety. Unless an intended use is approved to be viewed as a separate crop without regard to other intended uses according to subparagraph F or paragraph 196, different intended uses of a crop are always combined together as 1 crop for unit loss eligibility purposes. However, do not combine intended uses on the acreage report.

## 174 Handling Crops Produced for Different Intended Uses (Continued)

---

### B

#### Designating Intended Use

Producers reporting NAP crop acreage must specify the crop type or variety, practice, and intended use according to subparagraph 151 B.

NAP assistance for crop acreage reported with a specific intended use shall be based on the smaller of the approved average market price established for the:

- specific intended use reported on the acreage report
- actual market or actual use for which more than 50 percent of the acreage's harvested production is marketed.

**Exception:** See the specific paragraphs about secondary use, peanuts, seed intended uses, and small grain intended for use as forage to determine average market prices used to compute NAP assistance.

**Example:** A producer reports 50 acres of carrots intended for fresh market. The producer suffers a 70 percent loss of production on the acreage. Additionally, more than 50 percent of the carrots produced from the 50 acres are sold as processed carrots.

Because the established average market price for processed carrots is less than fresh carrots and more than 50 percent of the crop was marketed as processed carrots, the established average market price for processed carrots shall be used to compute the producer's NAP payment.

**Note:** If an average market price had not been established for processed carrots, the average market price for fresh carrots would be used. However, COC and STC shall carefully examine whether additional crop data recommendations are necessary and required for the crop.

---

Continued on the next page

## 174 Handling Crops Produced for Different Intended Uses (Continued)

---

### C

#### Secondary Use

Secondary use occurs when specific crop acreage reported with a particular intended use is harvested and the harvested production bears little resemblance to, or has a different unit of expression than, the unit of expression for the reported intended use.

In this case, the unit's qualifying loss will be paid at the approved NAP rate for the reported intended use and the value of the actual harvested production of the secondary use shall be deducted from the unit's gross NAP payment. The value of the secondary use shall be equal to the quantity of this use times the NAP-approved price for the use.

Secondary use:

- is **not** salvage (see paragraph 333)
- is not counted as production of the crop for any purpose, including, but not limited to:
  - the determination of whether the unit suffered requisite loss
  - APH and approved yield
- must have a value determined by multiplying the quantity of secondary use times the CCC-established price for this use

**Note:** Recommended crop data is required for secondary use. See Exhibit 17, \*--item 9.--\*

- does not apply to fresh or processed harvested production

**Note:** For fresh and processed production, follow subparagraph B.

- value must be deducted from the NAP payment calculated for the crop acreage of the commodity, which gave rise to the intended and secondary use.

The deduction for value of secondary use shall be applied:

- for the amount of value of secondary use in excess of the value of any appraised production associated with acreage of the crop harvested for secondary use

---

Continued on the next page



174 Handling Crops Produced for Different Intended Uses (Continued)

**C**  
**Secondary Use**  
**(Continued)**

- only when the amount of value of secondary use is greater than the value of appraised production associated with acreage of the crop harvested as secondary use.

**Notes:** If acreage of a crop is harvested as a secondary use, the acreage is considered harvested for the purpose of applying a payment factor.

Values of appraised production or harvested secondary use production shall be obtained by multiplying the approved market price established for the intended or secondary use by the amount of applicable production.

**Example:** 50 acres reported with an intended use of oat grain. Producer suffers disaster and reports loss.

The appraisal shows 5 bushels per acre of oats. Producer elects to hay the acreage and cuts 100 tons of oat hay.

The deduction for secondary use would be calculated according to this table.

Step	Action	Result
1	Multiply 100 tons oat hay times \$30 per ton (NAP price).	\$3,000.00
2	Multiply 5 bushels oats times 50 acres times \$1.45 per bushel (NAP price).	\$362.50
3	Subtract step 2 from step 1 to get deduction for secondary use.  <b>Note:</b> If result of subtracting step 2 from step 1 is: <ul style="list-style-type: none"> <li>zero or negative, enter zero</li> <li>positive, enter result, rounded to 2 decimal places, in CCC-576A, item 24.</li> </ul>	\$2,637.50

**Note:** Even though the oats were hayed instead of harvested for grain, calculate producer payments using harvested payment factor.

Continued on the next page

174 Handling Crops Produced for Different Intended Uses (Continued)

**D  
Determining  
Unit Loss for  
Crops With  
Different  
Intended Uses**

The unit loss of a crop with different intended uses, as applicable, must be determined before the crop can be considered to have suffered a qualifying loss. This is accomplished by comparing the expected value of all intended uses of the crop to the actual or estimated value of all intended uses of the crop.

Follow this table to determine whether a crop with multiple intended uses with different units of expression suffered the required unit loss in excess of 50 percent.

**Notes:** Before using this table, particularly in all cases where fresh and processed intended uses are involved, ensure that quality losses were properly addressed according to paragraph 27.

Units having different intended uses with the same unit of expression (fresh and processed sweet cherries are each expressed in pounds per acre) must suffer more than a 50 percent loss of total expected production to be eligible for payment consideration. If this loss requirement is not met for such a unit, do not use this table.

Step	Action
1	Multiply the total acreage of each specific intended use of the crop in the unit times the <b>approved yield</b> and average market price of the intended use.
2	Multiply the total acreage of each specific intended use of the crop in the unit times the <b>disaster or estimated</b> unit yield and average market price of the intended use.
3	Add the total values determined in step 1 for all intended uses of the crop in the unit.
4	Add the total values determined in step 2 for all intended uses of the crop in the unit.
5	Divide the result of step 4 by the result of step 3.
6	Subtract the result of step 5 from 1.000. This is the unit percent loss for the crop.

Continued on the next page

**174 Handling Crops Produced for Different Intended Uses (Continued)****D Determining Unit Loss for Crops With Different Intended Uses (Continued)**

If quality loss adjustments are made only according to paragraph 27, once a crop with various intended uses is determined to have met unit value loss requirements described in the table in this subparagraph, a NAP low yield payment may be calculated. Use CCC-576A to calculate the total acreage of each intended use of the crop and without regard to other intended uses of the crop.

**E APH and Intended Use**

APH's are kept separately for each intended use of the crop reported by the producer.

\*--See subparagraph 251 F for multiple market crops.--\*

**F Seed Intended Uses Qualifying as a Separate Crop**

[7 CFR 1437.12] In the case of an eligible crop intended for use as commercial seed, the seed intended use shall be viewed as a separate crop if all the following apply:

- the specific crop acreage is planted, or is intended to be planted with an intent of producing commercial seed
- there is no possibility that the specific crop acreage planted or intended to be planted to a seed intended use could produce other commercial intended uses of production

**174 Handling Crops Produced for Different Intended Uses (Continued)****F Seed Intended Uses Qualifying as a Separate Crop (Continued)**

- the specific crop acreage planted or intended to be planted with an intended use of seed must have a growing period uniquely conducive to the production of commercial seed and not conducive to the production of any other intended use

**Note:** The unique growing period (or physiological event occurring during such period) necessary for the production of commercial seed, such as vernalization in a biennial crop such as carrots or onions, must render the possibility of production of any other intended use of the crop acreage improbable.

- STC recommends and DAFP approves the specific seed crop intended use to be viewed as a separate and distinct crop.

Commercial seed intended uses not meeting the above mentioned criteria shall be viewed as an intended use and a single crop together with all other intended uses of the crop type or variety.

**G Examples of Separate and Nonseparate Seed Crop Intended Uses**

Separate seed crop intended uses include onion and carrots.

Nonseparate seed crop intended uses include the following:

- small or coarse grain
- grass
- alfalfa
- aquaculture
- ornamental nursery
- Christmas tree seedlings.

## 175 Double-Cropped Acreage

### A Eligible Double-Cropped Acreage

[7 CFR 1437.12] Double-cropped acreage is a subsequent crop of a different commodity planted on the same acreage as the first crop.

\*--Double-cropped acreage must be established and approved according to 2-CP, paragraph 25 before being considered eligible for NAP coverage.--\*

COC must determine whether the:

- second crop of a different commodity was planted with an intent of harvest
- initial and subsequent planted crop acreage meets all NAP eligibility provisions, including, but not limited to:
  - it being a good farming practice to follow the harvest of an initial crop with the planting and harvest of another crop of a different commodity
  - there being an adequate amount of time in the crop year to produce both crops on the same acreage in a crop year.

**Note:** Yield adjustments, according to Part 5, may be made for acreage of the second crop if the producer's approved yield for the second crop is based on the crop being planted primarily as initial crop acreage.

Double-cropped acreage is **not**:

- a crop of the same commodity being planted after the prevented planting, failure, or harvest of the first planting
- viewed separately on a unit basis from initially planted crop acreage of the same commodity.

**175 Double-Cropped Acreage (Continued)**

**B Limitation on Double-Cropped Acreage**

There is no specific limit to the amount of double-cropped acreage eligible for NAP assistance. Each crop that is the subject of application for payment stands by itself when applying eligibility provisions.

Each crop of a different commodity planted in an approved double-cropped planting pattern is eligible for NAP assistance if all other eligibility requirements are met.

**176 Repeat Crops**

**A Definition of Repeat Crop**

A repeat crop is a subsequent planting of a commodity planted on the same acreage as the previous planting of the same commodity in the same crop year.

See paragraph 177 for multiple plantings of a crop on different acreage.

See paragraph 178 to determine whether a repeat crop can be considered a separate crop for unit loss calculation purposes.

**177 Multiple-Planted Crops**

**A Definition of Multiple-Planted Crop**

A multiple-planted crop is a crop planted or prevented from being planted in more than 1 approved planting period in a crop year on different acreage.

See paragraph 178 to determine whether a multiple-planted crop can be considered a separate crop for unit loss calculation purposes.

## 178 Defining Planting Periods for Repeat and Multiple-Planted Crops

---

### A

#### Applicability

COC shall consider the number of plantings of a commodity that can be planted on the same or different acreage, as applicable, with an intent of harvest in a single crop year. Consider the number of days to maturity, or onset of harvest, from date of planting and seasonal characteristics. COC may establish, with STC approval, separate planting periods not to exceed the maximum number of plantings that can be expected to reach harvest within a crop year.

Each planting period must be numbered consecutively. The date a producer plants specific crop acreage determines:

- what approved planting period number with which the specific crop acreage will be associated
- whether the specific planting of the crop acreage will be considered separate and distinct from plantings occurring in other approved and defined periods.

**Note:** Producers do not have their own planting numbers. They have plantings that will be placed in certain FSA-established growing or planting periods.

Use the instructions and crop chart in subparagraphs B and C to determine:

- the approved planting period for specific crop acreage
  - whether a planting of a repeat crop can be considered a separate and distinct crop.
- 

### B

#### Determining Number of Crops

Determine the number of crops as follows:

- chart the final planting date and normal onset of harvest date associated with this final planting date according to the example in subparagraph C
  - each subsequent planting before the normal onset of harvest of the first planting shall be considered the first crop
  - a second separate and distinctive crop begins for plantings occurring after the established normal onset of harvest date of the first planting of the first crop
  - continue the cycle until the crop is charted for potential and probable plantings and harvests within the crop year.
- 

Continued on the next page

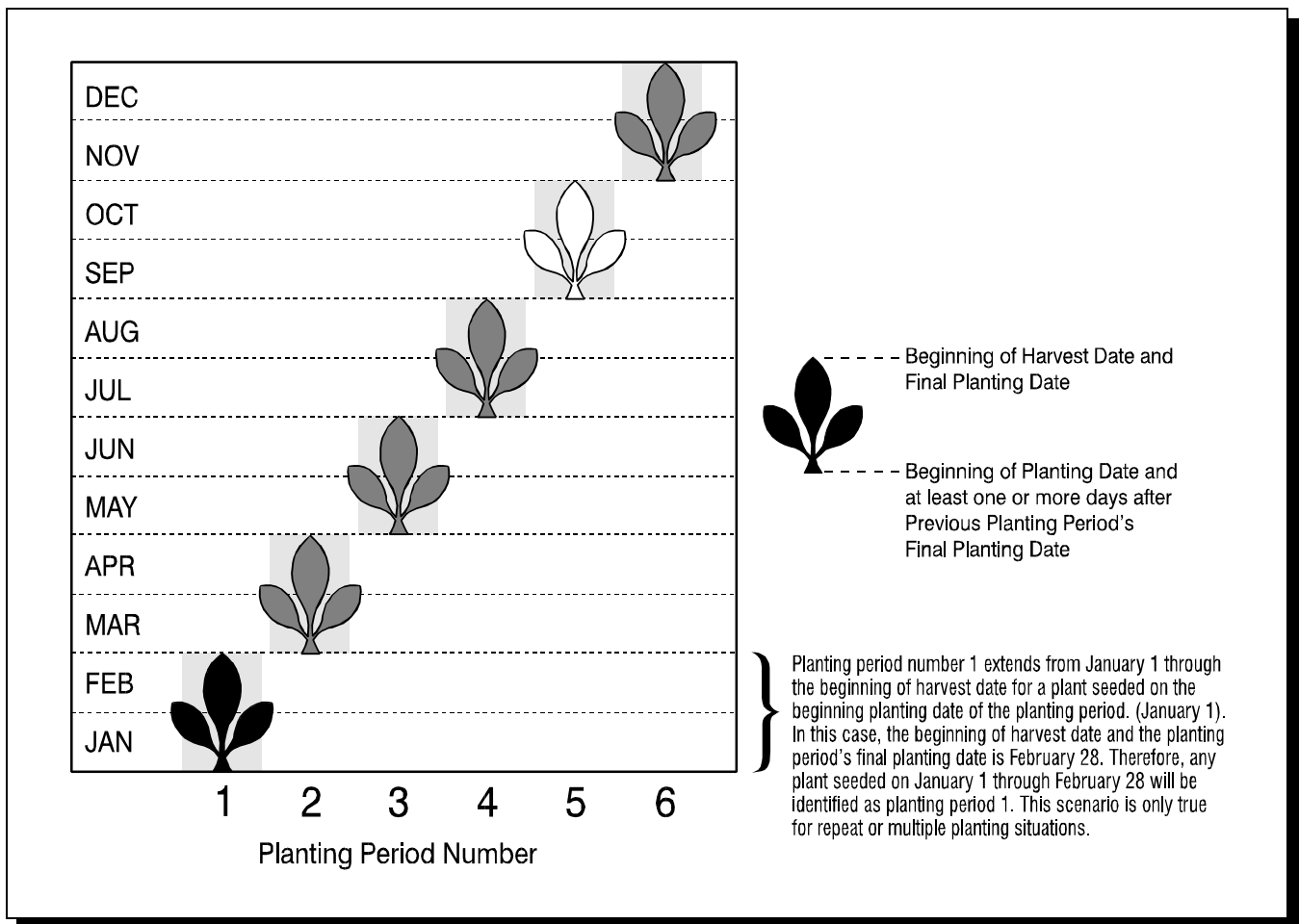
178 Defining Planting Periods for Repeat and Multiple-Planted Crops (Continued)

C

Crop Chart

The following crop chart illustrates the definition of planting periods for repeat and multiple-planted crops.

Planting period 1 extends from January 1, through the harvest date for a plant seeded on January 1. In this case, the harvest date and the planting period's final planting date is February 28. Therefore, all production of the specific crop planted during the period of January 1, through February 28, will be identified as production from planting period 1.



Continued on the next page



**178 Defining Planting Periods for Repeat and Multiple-Planted Crops (Continued)**

---

**D****Approval**

Before any repeat or multiple-planted crop can be recognized as a separate crop for unit loss purposes, COC must establish and recommend to STC:

- final planting dates and expected days to crop maturity for planting periods of the crop
  - a normal onset of harvest date for each final planting date
  - specified planting periods.
- 

**E****Expected  
Production**

The acreage and production of all plantings of a commodity occurring within a defined growing period shall be summarized as 1 crop.

The expected level of production for a repeat or multiple-planted crop recognized as a separate crop shall reflect the production capability of the commodity on an acreage basis. If production data available for the commodity is for all plantings of the crop and without regard to each planting, the amount of production shall be divided by the number of approved planting periods of the crop.

Acreage of a commodity that is planted and considered a crop for which an approved period is established for the commodity shall be counted as acreage of the crop for the period.

---

179 Multiple-Harvested Crops

---

**A****Definition of Multiple-Harvested Crop**

[7 CFR 1437.12] A multiple-harvested crop is a crop that is harvested more than once during the same crop year from the same plant.

**Example:** Alfalfa hay is cut several times during the crop year. The total amount of alfalfa hay harvested from all cuttings must be summarized for the acreage.

---

**B****County-Expected Yield**

Consider all harvests of the crop during a crop year when establishing county-expected yields for multiple-harvested crops.

---

**C****Loss Eligibility**

A loss of production for a multiple-harvested crop cannot be determined until either of the following occurs:

- \*--harvest is complete for the crop year
  - an appraisal is completed as close to the normal harvest date as possible to document all potential production for the crop.
- 

**D****Appraisal Requirements**

Production of multiple-harvested crop acreage must be determined by appraising the crop year production when the crop acreage:

- will be abandoned or destroyed before the normal harvest date
- is intended as mechanically harvested where at least 1 cutting is harvested and the remaining production is grazed.

Appraisals shall include all potential production through the normal harvest date.

Representative sample areas will be used when either of the following occurs:

- producers wish to abandon or destroy crop acreage put to another use
  - the entire crop acreage cannot be maintained to reflect potential production through the normal harvest date.--\*
- 

Continued on the next page

## 180 Determining Crop Loss for Yield-Based Crops (Continued)

### A Crop Loss Requirement

[7 CFR 1437.9 (a)] To qualify for NAP assistance, the loss or prevented planting of the eligible crop must be because of natural disaster.

Producers are eligible to receive low yield or prevented planting payments on a unit when the types or varieties of a pay crop and pay type code definition \* \* \* have a summary loss of:

- 50 percent for low yield
- 35 percent for prevented planting.

To establish whether a crop meets the unit loss requirement, COC and STC shall:

- consider crops that historically have multiple plantings in the same crop year as separate crops for each approved planting period according to Part 4
- review all acreage and production of each crop without regard to:
  - secondary use according to subparagraph 174 C
  - salvage according to subparagraph 333 A
  - practice, including, but not limited to:
    - irrigated and nonirrigated acreage
    - initial or double-cropped acreage
    - summer fallow or continuous crop rotation
  - intended use.

**Note:** Review the following without regard to other intended uses:

- seed intended uses qualifying as a separate and distinct crop, according to subparagraph 174 F
- small grain forage qualifying as a separate and distinct crop, according to paragraph 196.

**181 Value Loss Crops****A Types of Value Loss Crops**

[7 CFR 1437.301] Because of the unique nature of some crops for which NAP assistance is available, special provisions are required to assess losses and calculate assistance. This is necessary because the crops do not lend themselves to yield calculations or production loss situations. Some of these crops include, but are not limited to, the following:

- ornamental nursery
- Christmas trees
- aquaculture, including ornamental fish
- ginseng root
- turfgrass sod.

**Note:** Ginseng seed will be handled as a yield-based crop.

**Note:** Policy and procedure applicable to each kind of value loss crop is located in this part.

**B Calculating Losses of Value Loss Crops**

[7 CFR 1437.302] NAP does not provide assistance for quality losses unless a zero value results from the loss of quality.

NAP assistance for value loss crops is calculated based on the loss of value at the time of disaster. Determinations concerning the value of the loss for the crop on the unit must be made.

**Example:** A value loss crop suffers damage because of a hurricane. To determine whether the unit suffered an eligible loss at the time of disaster, determine the total value of the inventory present for the crop on the unit immediately before and after the disaster.

It is important that a loss of value of any portion of the inventory be determined only if that portion of the inventory is not marketable in any market, now and in the future, established for this inventory because of disaster.

**181 Value Loss Crops (Continued)****C Determining the Applicable Crop Year for Value Loss Crops**

All value loss crops have the same defined crop year, October 1 through September 30. For payment purposes, the crop year is defined by the date the disaster event occurs.

**Example:** 2002 nursery crop year starts October 1, 2001, and ends September 30, 2002. If a hurricane occurs on October 8, 2001, the loss for nursery will be paid and considered a 2002 crop.

**182 Aquaculture****A Eligible Aquacultural Species**

[7 CFR 1437.3] Eligible aquacultural species are:

- any species of aquatic organisms grown as food for human consumption
- fish raised as feed for fish that are consumed by humans
- ornamental fish propagated and reared in an aquatic medium.

To be eligible for NAP assistance, eligible aquacultural species must be raised:

- by a commercial operator on private property
- in water in a controlled environment.

**\*-B Eligible Causes of Loss for 2009 and Future Years**

The Food, Conservation, and Energy Act of 2008 authorized the Secretary of Agriculture to provide assistance to eligible aquaculture producers, for all eligible natural causes of loss to eligible aquaculture crop types, from damaging weather or adverse natural occurrences related to drought.--\*

**C Crop Year**

The crop year for all aquacultural species is from October 1 through September 30.

**Note:** Loss is determined by comparing the value of inventory immediately before disaster to value of inventory immediately after disaster.

**182 Aquaculture (Continued)****C Private Property**

For a producer to be considered eligible for NAP assistance on aquaculture, COC must determine the:

- producer owns or has leased property with readily identifiable boundaries
- owner or lessee:
  - has total control of the waterbed, the ground under the specific type of water
  - does not have control over only a column of water.

**D Controlled Environment**

\*--See Exhibit 2 for the definition of controlled environment--\*

Eligible aquacultural species must be:

- placed in the aquacultural facility by the producer and must not be growing naturally in the facility

**Note:** Species indigenous to the facility are not eligible.

- planted or seeded on property described in subparagraph C
- planted or seeded in containers, wire baskets, net pens, or similar device designed for the protection and containment of the seeded aquacultural species.

All portions of the aquatic environment must be under the control of the producer. Control means the operator of the facility implements the following practices.

- **Flood prevention**, including, but not limited to:
  - placing the aquacultural facility in an area not prone to flood
  - in the case of raceways, devices or structures designed for the control of water level.

## 182 Aquaculture (Continued)

**D Controlled Environment (Continued)**

- **Growing media** providing an aquatic medium that:
  - provides nutrients necessary for the production of the aquacultural species
  - protects the aquacultural species from harmful species or chemicals.
- **Fertilization or feeding** to obtain expected production results. Evidence of this practice must be provided by the producer at the request of COC. COC must be satisfied that the producer has an adequate supply of vitamins, minerals, or chemicals designed for the control of water quality and application equipment.
- **Irrigation and water quality.** \* \* \* Aquacultural operators shall have systems and practices in place to ensure that the aquacultural species have adequate, quality water or aquatic medium. This includes having equipment designed to control the chemical \*--balance and oxygenation of water. Therefore, COC shall consider whether the source of water is adequate to ensure continued growth and survival of the aquacultural species.--\*  
  
\* \* \*
- **Predator control.** Losses of aquacultural species because of pressure from other aquatic or nonaquatic species or man should not be a major factor if the following good aquacultural practices are followed:
  - the aquacultural species are not placed in an area prone to suffer loss from predators
  - the aquacultural species are placed in an environment designed to prevent loss from predators

**182 Aquaculture (Continued)****D Controlled Environment (Continued)**

- the operator of the aquacultural facility has control over the property on which the aquacultural species are located by way of land ownership or lease
- the operator of the aquacultural facility is free to conduct aquacultural operations without interference from persons with no interest in the operation.
- **Disease control.** Disease is not a recognizable cause of loss unless disease in the aquacultural species can be tied to damaging weather or other adverse natural occurrence. The operator of the aquacultural facility should have implemented an effective disease control program.

**E Report of Crop Acreage on Which Facility Resides**

In addition to other NAP eligibility requirements, aquacultural producers wanting to be eligible for NAP assistance must file FSA-578 by September 30 for the ensuing aquacultural crop year, October 1 through September 30, according to subparagraph 151 B.

**F Eligible Operation Determination**

In the event CCC-576 is filed, the producer shall provide records COC requires to determine whether the aquacultural species are produced in an eligible facility. Required records include, but are not limited to:

- a report of crop acreage on which facility resides according to subparagraph E
- feeding and fertilization
- reproduction
- hatchery operation
- production, inventory, or both
- predator control
- leases
- water quality
- stocking
- onsite specialized equipment
- production site preparation.



## 182 Aquaculture (Continued)

## G

**Ineligible  
Disaster  
Conditions**

Eligible disaster conditions defined in paragraph 21 apply. The loss of eligible aquacultural species must be a **direct** result of natural disaster. Losses because of managerial decisions or losses of aquacultural species normally incurred in the production cycle of the aquacultural species, that is, normal death losses, are not eligible. NAP does **not** provide protection against:

- brownout (Exhibit 2)
- failure of power supply
- the inability to market aquacultural species as a result of quarantine, boycott, or refusal of a buyer to accept production
- units that are not growing environments completely meeting the requirements of subparagraphs C and D
- collapse or failure of equipment or apparatus used in the aquacultural facility.

**Example:** Damaging weather interrupts electrical power service causing an aquacultural facility's aeration equipment to fail. The loss of aquacultural species due to the lack of oxygen because of a failure of the aeration equipment is not eligible because natural disaster did not directly impact the aquacultural species.

It is important to note there are certain instances where disaster conditions affect a specific size or growth stage of species, but does not adversely impact all sizes.

**Example:** It has been determined that excessive heat significantly increases loss of fry and fingerling catfish, but is considered a preferable growing condition for food fish.

In cases such as this, COC has authority to recognize heat (when supported by scientific opinion on data) as a cause of loss for fry and fingerlings and at the same time consider all food fish as having no loss. COC shall assign full value to food fish even though producers may be claiming loss.

---

Continued on the next page

**182 Aquaculture (Continued)**

---

**H****Grouping**

Nationally different species or varieties that are insignificant in price are grouped. The 4 aquaculture crops are:

- mollusk, such as clams and oysters
  - crustacean, such as prawns and shrimp
  - fin fish, such as awa and tilapia
  - tropical fin fish, such as shubunkin and guppy.
- 

**I****Crop Codes**

STC's shall:

- recommend species or varieties not listed on the NAP crop data that can be grouped with like value (25 percent differential, starting with the lowest priced crop type)
- determine species or varieties that cannot be grouped
- request crop codes and approval of average market prices from DAFP for each:
  - grouping
  - species or variety that cannot be grouped
- notify County Offices of approved average market prices and species or varieties contained in each grouping approved by DAFP.

**Note:** All sizes or values of a type or variety of a aquacultural species shall be summarized as 1 crop for unit loss purposes.

---

Continued on the next page

182 Aquaculture (Continued)

**J Standard Units**

STC shall convert aquacultural species or varieties to a standard unit of measure. Apply the following steps for each species or variety or grouping.

Step	Action	Example 1	Example 2	Example 3
1	Determine the applicable unit of measure and the value of each.	1 gallon of: <ul style="list-style-type: none"> <li>• fingerlings = \$15</li> <li>• 9-inch fish = \$30</li> <li>• 12-inch fish = \$45</li> <li>• 15-inch fish = \$60</li> </ul>	1 pound of: <ul style="list-style-type: none"> <li>• fingerlings = \$5</li> <li>• 9-inch fish = \$7</li> <li>• 12-inch fish = \$10</li> <li>• 15-inch fish = \$12</li> </ul>	1 9-inch fish = \$2.50 1 12-inch fish = \$4 1 15-inch fish = \$5.50
2	Determine the standard unit of measure and notify COC.	STC determined that the standard unit is 1 gallon of fingerlings.	STC determined that the standard unit is 1 pound of fingerlings.	STC determined that the standard unit is inches using the 9-inch fish.
3	Convert each unit of measure to a standard unit by using the ratio of values of each unit of measure.	$\$15 \text{ divided by } \$15 = 1 \text{ unit}$ $\$30 \text{ divided by } \$15 = 2 \text{ units}$ $\$45 \text{ divided by } \$15 = 3 \text{ units}$ $\$60 \text{ divided by } \$15 = 4 \text{ units}$ The producer harvested 100 gallons of fingerlings, 50 gallons of 9-inch fish, 75 gallons of 12-inch fish, and 80 gallons of 15-inch fish. Therefore, the producer has 745 units.	$\$5 \text{ divided by } \$5 = 1 \text{ unit}$ $\$7 \text{ divided by } \$5 = 1.4 \text{ units}$ $\$10 \text{ divided by } \$5 = 2 \text{ units}$ $\$12 \text{ divided by } \$5 = 2.4 \text{ units}$ The producer harvested 2 pounds of fingerlings, 5 pounds of 9-inch fish, 10 pounds of 12-inch fish, and 20 pounds of 15-inch fish. Therefore, the producer has 77 units.	$\$2.50 \text{ divided by } \$2.50 = 1 \text{ unit}$ $\$4.00 \text{ divided by } \$2.50 = 1.6 \text{ units}$ $\$5.50 \text{ divided by } \$2.50 = 2.2 \text{ units}$ The producer harvested 10 9-inch fish, 5 12-inch fish, and 15 15-inch fish. Therefore, the producer has 51 units.

**Note:** Some common units of measure for aquacultural species include, but are not limited to:

- gallons
- pounds
- inches
- pieces.

**182 Aquaculture (Continued)****K Calculating Eligible Loss**

Aquacultural species are considered value loss crops.

See subparagraph 181 B for calculating losses of value loss crops.

Use CCC-576B for calculating NAP assistance for aquaculture losses.

The total loss of value of each type or variety of aquacultural species in a unit must be in excess of 50 percent because of natural disaster.

**L Application of Payment Factors**

The approved prevented planting payment factor for all aquacultural species is zero.

Unharvested payment factors for each type or variety of aquacultural species shall be \*--established by STC according to paragraph 109.--\*

The approved unharvested payment factor shall be applied to all aquacultural losses computed for payment, unless the producer can prove that the unit was harvested at the time of disaster or immediately after disaster. If the producer cannot show with documentary evidence that harvest of the unit, or portion of the unit, was performed at the time of disaster or immediately after the disaster, which is the basis for the application, any loss calculated for payment shall be paid at the unharvested payment rate. In no case shall COC assume that harvest expenses were incurred at or near the time of disaster.

**Note:** Although harvest costs or access to a seine may be considered evidence, unless COC is satisfied that the payroll or seine was used for harvest of the crop or commodity, that evidence is not relevant to the question of applying the payment factor. The producer must prove to COC's satisfaction that the unit or specific pond, etc. was harvested at the time of disaster or immediately after the disaster.

## 183 Ornamental Nursery

**A Eligible Ornamental Nursery**

[7 CFR 1437.305] Eligible ornamental nursery includes decorative plants grown in a container or controlled environment for commercial sale.

Eligible nursery inventory include, but are not limited to, the following:

- deciduous shrubs, broadleaf evergreens, coniferous evergreens, shade and flowering trees, etc.
  - containerized crops grown in a controlled environment
    - Note:** For 2006 and subsequent years, flowering kale (crop code 4000, crop type FLW) shall be identified under nursery, crop code 1010.
  - stock for use as propagation in a commercial ornamental nursery operation.
- \*--Note:** See paragraph 183.5 for inventory of propagation stock nonornamental nursery.--\*

Eligible ornamental nursery inventory does **not** include the following:

- \*--insurable nursery crops, whether ornamental or nonornamental--\*
  - edible varieties
  - plants produced for reforestation purposes or for the purpose of producing a crop for which NAP does not provide protection.
- \*--Note:** For 2011 and earlier crop years, inventory of propagation stock for non-ornamental nursery may have been included in the NAP unit for ornamental nursery under policy that existed at the time. For 2012 and subsequent crop years, producers desiring NAP coverage for propagation stock nonornamental nursery must purchase that NAP coverage according to paragraph 183.5. This inventory will not be covered or considered part of the ornamental nursery crop unit for NAP.--\*

**B Ornamental Nursery Crop Year**

The beginning and ending dates for 2008 and prior crop years is from October 1 through September 30.

The beginning and ending dates for the 2009 crop year is from October 1, 2008, through September 30, 2009, except for those producers who elect continuous coverage for 2010.

The beginning and ending dates for the 2010 and subsequent crop years is from June 1 through May 31.

**Notes:** For those producers that obtained continuous coverage for the 2010 crop year, the 2009 NAP coverage will end May 31, 2009, and 2010 NAP coverage will begin on June 1, 2009. All CCC-576's which indicate the date of disaster occurrence is on or after June 1, 2009, will be processed as a 2010 crop year loss.

Loss is determined by comparing the value of eligible nursery inventory immediately before disaster to value of eligible nursery inventory immediately after disaster.

## 183 Ornamental Nursery (Continued)

**C Controlled Environment**

See Exhibit 2 for the definition of controlled environment. The ornamental nursery producer ~~must either own or lease the property upon which the ornamental nursery stock is located.~~ Eligible nursery stock must be placed in the ornamental nursery facility by the producer and must not be indigenous to the facility. The facility must be managed and cared for using good nursery growing practices.

**D Good Nursery Growing Practices**

Although definitions of good nursery growing practices may vary from 1 geographical region to another, certain practices are recognized and followed by all nursery operators. These include, but are not limited to, the following.

- **Flood prevention**, including, but not limited to:
  - containerized stock placed in a raised area above expected flood level
  - drainage facilities provided, such as:
    - drainage ditches or tile
    - gravel, cinder, or sand base.

**Exception:** Does not apply to field-grown nursery stock.

- **Growing media.** Prevention of “root rot” and other media-related problems requires the following practices:
  - well drained media with a minimum 20 percent air pore space
  - pH (p(otential of) H(ydrogen)) adjustment for the type of plant produced.

**Exception:** Does not apply to field-grown nursery stock.

- **Fertilization** to obtain expected production results. Evidence of this practice must be provided by the producer at the request of COC. COC must be satisfied that the producer has incorporated an adequate supply of soluble or dry fertilizer and has the appropriate application equipment.

## 183 Ornamental Nursery (Continued)

**D Good Nursery Growing Practices (Continued)**

- **Irrigation.** Drought shall **not** be a major peril as all good nursery operators shall have irrigation systems and practices in place. Therefore, COC shall consider all of the following:
  - whether the source of water is adequate to ensure continuation of nursery stock irrigation practices even in the event of severe drought
  - whether the nursery operation sustained losses in the past because of water shortages \*--or water supply interruption, and if any corrective actions have been taken

**Note:** Corrective actions shall be documented in COC minutes.--\*

- the type of irrigation system the nursery has in use.
- \*--**Insect infestation and disease control.** Insect infestation or disease is not a--\* major contributing factor when determining eligible loss of ornamental nursery stock.

**Note:** Nurseries generally adhere to routine pesticide spraying or dusting schedule whether they perform the application or they contract it out. For those that perform their own application, they should have supportive records indicating an adequate supply of pesticides, appropriate for the type of plants grown, and availability of spraying or dusting equipment.

- **Weed control.** In addition to visual inspection of the ornamental nursery facility for adequate weed control, the nursery should have cultivation and/or herbicide application equipment available.
- **Rodent and wildlife control.** Damage caused by rodents and wildlife is not an eligible cause of loss because this damage should be minimized by using the following:
  - mowing periphery of nursery in autumn
  - treating periphery of nursery with rodenticide
  - placing mouse bait in storage structures and in areas of straw and hay usage
  - fencing nursery periphery if deer or other wildlife are prevalent in the area.

## 183 Ornamental Nursery (Continued)

**D Good Nursery Growing Practices (Continued)**

- **Overwinterization storage facilities.** The availability and use of adequate winter protection for containerized nursery stock is a major consideration in assessing the \*--acceptable level of risk. Recognized good nursery practices will vary depending on the USDA plant hardiness zone for the nursery location and type of nursery stock grown, therefore, COC shall consider all of the following:

- whether the winter protection is adequate to prevent loss from frost and freezing temperatures
- whether the nursery operation sustained losses in the past because of frost or freeze and if any corrective actions have been taken.

**Note:** Corrective actions shall be documented in COC minutes.

**Exception:** Does not apply to field grown or nursery stock.--\*

**E Unacceptable Risks**

NAP covers ornamental nursery against losses of value sustained as a result of natural disaster. Before any NAP payment can be approved for ornamental nursery losses, COC must be satisfied that the provisions of subparagraphs C and D are met. Some risks that are unacceptable and for which NAP will not provide assistance include, but are not limited to:

- nursery stock grown in a region, USDA hardiness zone, or environment not conducive to successful production or plants for which mandatory or recommended storage requirements are not met

**Note:** The FCIC Actuarial Table, which specifies plants eligible for insurance and any mandatory or recommended storage for these plants in each hardiness zone defined by the Department, shall be reviewed.

- nurseries that do not follow recognized good nursery growing practices described in subparagraph D
- lack of:
  - \*--adequate and acceptable winter storage protection for containerized nursery stock--\* plant species in the “MANDATORY” overwinterization category
  - adequate irrigation practice or an insufficient water supply source to ensure continuation of a good irrigation practice
  - loss prevention measures to control probable loss because of insects and/or disease, \*--rodents, and wildlife
- applicants who fail to maintain and provide a report of inventory for all nursery stock--\* in a county



**183 Ornamental Nursery (Continued)****E Unacceptable Risks (Continued)**

- applicants who fail to maintain or refuse to provide production and sales records necessary to determine the amount of value of eligible ornamental nursery stock
- applicants who misrepresent any material facts related to any aspect of the ornamental nursery operation.

**F Report of Crop Acreage**

Beginning with the 2011 crop year, ornamental nursery producers wanting to be eligible for NAP assistance must file FSA-578 by May 31 for the ensuing ornamental nursery crop year June 1 through May 31, according to subparagraph 151 C.

**Examples:** FSA-578 required for the 2011 crop year must be filed by May 31, 2010.

FSA-578 required for the 2012 crop year must be filed by May 31, 2011.

**G Ineligible Disaster Conditions**

In the event CCC-576 is filed, the eligible disaster conditions in paragraph 21.5 apply, ~~except drought~~. The loss of eligible ornamental nursery stock must be a **direct** result of ~~a~~ natural disaster. NAP does **not** provide protection against:

- brownout (Exhibit 2)
- failure of power supply
- the inability to market nursery stock as a result of quarantine, boycott, or refusal of a buyer to accept production
- fire, where weeds and other forms of undergrowth in the vicinity of the nursery stock or building on the property have not been controlled
- collapse or failure of buildings or structures.

**H Crop Definition**

Ornamental nursery shall include all eligible plant species and sizes. It shall **not** include any plant species or sizes for which CAT is available.

**~~Reference:~~** FCIC Eligible Plant List and Plant Price Schedule for the Nursery Crop Insurance Program. ~~\*\*~~

**183 Ornamental Nursery (Continued)****I Wholesale Market Value**

Wholesale market value is the total dollar valuation of all eligible stock in the unit at any time. Values are based on the producer's wholesale price list, if properly supported by records, less the maximum discount, which is stated in dollar terms, granted to any buyer.

COC shall examine each ornamental nursery producer's wholesale price list to determine whether prices, for each type, variety, and size of plant, are reasonable. If prices appear unreasonable for any plant within the inventory, STC shall establish the wholesale price for this plant.

**J Calculating Eligible Loss**

The loss calculation for ornamental nursery shall be based upon the ornamental nursery stock having no dollar value following the disaster. Ornamental nursery stock having any dollar value shall be counted as full value because quality adjustments for NAP are not authorized. Further, damaged plants that are determined able to rejuvenate or plants merely stunted or delayed for harvest shall be counted as full value.

The total loss of value of all eligible ornamental nursery stock present on a unit at the time of disaster must be reduced by more than 50 percent before any payment can be made.

Use CCC-576B for calculating NAP assistance for ornamental nursery losses on a unit.

**K Application of Payment Factors**

The approved prevented planting payment factor for the prevented planting of all ornamental nursery is zero.

\*--For 2007 and prior years, the 2 unharvested payment factors for ornamental nursery are:--\*

- 100 percent, for container-grown ornamental nursery
- 50 percent, for field-grown, or noncontainer-grown, ornamental nursery stock.

\*--For 2008 and future years, the 2 unharvested payment factors for ornamental nursery are:

- 100 percent, for container-grown ornamental nursery
- 75 percent, for field-grown, or noncontainer grown nursery stock.--\*

**\*--183.5 Propagation Stock Nonornamental Nursery Seed (2012 and Subsequent Crop Years)****A Propagation Stock Nonornamental Nursery**

Similar to the manner which NAP benefits are determined and calculated for ornamental nursery under value loss, NAP assistance will be available for nondecorative plants grown in a container or controlled environment for commercial sale as a seed stock plant or propagation stock that may include inventory of:

- edible varieties of fruit or nut seedlings grown for sale as seed stock for commercial orchard operations growing the fruit or nut
- edible varieties of vegetable seedlings grown for sale as seed stock for commercial operations growing vegetables
- nondecorative nursery plants are propagation stock that produce eligible NAP crops in commercial operations
- stock for use as propagation in a commercial nonornamental nursery operation.

**Note:** Propagation stock nonornamental nursery is a separate crop from ornamental nursery.

Eligible nonornamental nursery inventory does **not** include the following:

- insurable nursery crops
- plants produced for reforestation purposes or for the purpose of producing a crop for which NAP does not provide protection.

**B Propagation Stock Nonornamental Nursery Crop Year**

The crop year beginning and ending dates for seed or propagation stock nonornamental nursery is from June 1 through May 31.

**C Controlled Environment**

See Exhibit 2 for the definition of controlled environment. A seed or propagation stock nonornamental nursery producer must either own or lease the property upon which the nursery stock is located. Eligible nursery stock must be placed in the nursery facility by the producer and must not be indigenous to the facility. The facility must be managed and cared for using good nursery growing practices.--\*

**\*--183.5 Propagation Stock Nonornamental Nursery Seed (2012 and Subsequent Crop Years)  
(Continued)**

**D Good Nursery Growing Practices**

Although definitions of good nursery growing practices may vary from 1 geographical region to another, certain practices are recognized and followed by all nursery operators. These include, but are not limited to, the following.

**Flood prevention**, including, but not limited to:

- containerized stock placed in a raised area above expected flood level
- drainage facilities provided, such as:
  - drainage ditches or tile
  - gravel, cinder, or sand base.

**Exception:** Does not apply to field-grown nursery stock.

**Growing media.** Prevention of “root rot” and other media-related problems requires the following practices:

- well drained media with a minimum 20 percent air pore space
- pH (p(otential of) H(ydrogen)) adjustment for the type of plant produced.

**Exception:** Does not apply to field-grown nursery stock.

**Fertilization** to obtain expected production results. Evidence of this practice must be provided by the producer at the request of COC. COC must be satisfied that the producer has incorporated an adequate supply of soluble or dry fertilizer and has the appropriate application equipment.

**Irrigation.** Drought shall **not** be a major peril as all good nursery operators shall have irrigation systems and practices in place, therefore, COC shall consider all of the following:

- whether the source of water is adequate to ensure continuation of nursery stock irrigation practices even in the event of severe drought
- whether the nursery operation sustained losses in the past because of water shortages or water supply interruption, and if any corrective actions have been taken

**Note:** Corrective actions shall be documented in COC minutes.

- the type of irrigation system the nursery has in use.--\*

**\*--183.5 Propagation Stock Nonornamental Nursery Seed (2012 and Subsequent Crop Years)  
(Continued)**

**D Good Nursery Growing Practices (Continued)**

**Insect infestation and disease control.** Insect infestation or disease is not a major contributing factor when determining eligible loss of nonornamental nursery stock.

**Note:** Nurseries generally adhere to routine pesticide spraying or dusting schedules whether they perform the application or they contract it out. For those that perform their own application, they should have supportive records indicating an adequate supply of pesticides appropriate for the type of plants grown, and availability of spraying or dusting equipment.

**Weed control.** In addition to visual inspection of the nonornamental nursery facility for adequate weed control, the nonornamental nursery should have cultivation and/or herbicide application equipment available.

**Rodent and wildlife control.** Damage caused by rodents and wildlife is not an eligible cause of loss because this damage should be minimized by using the following:

- mowing periphery of nursery in autumn
- treating periphery of nursery with rodenticide
- placing mouse bait in storage structures and in areas of straw and hay usage
- fencing nursery periphery if deer or other wildlife are prevalent in the area.

**Overwinterization storage facilities.** The availability and use of adequate winter protection for containerized nursery stock is a major consideration in assessing an acceptable level of risk. Recognized good nursery practices will vary depending on the USDA plant hardiness zone for the nursery location and type of nursery stock grown, therefore, COC shall consider all of the following:

- whether the winter protection is adequate to prevent loss from frost and freezing temperatures
- whether the nursery operation sustained losses in the past because of frost or freeze and if any corrective actions have been taken.

**Note:** Corrective actions shall be documented in COC minutes.

**Exception:** Does not apply to field-grown nursery stock.--\*

**\*--183.5 Propagation Stock Nonornamental Nursery Seed (2012 and Subsequent Crop Years)  
(Continued)**

**E Unacceptable Risks**

NAP covers nurseries against losses of value sustained as a result of natural disaster. Before any NAP payment can be approved for nonornamental nursery losses, COC must be satisfied that the provisions of subparagraphs C and D are met. Some risks that are unacceptable and for which NAP will not provide assistance include, but are not limited to:

- nursery stock grown in a region, USDA hardiness zone, or environment not conducive to successful production or plants for which mandatory or recommended storage requirements are not met

**Note:** The FCIC Actuarial Table, which specifies plants eligible for insurance and any mandatory or recommended storage for these plants in each hardiness zone defined by USDA, shall be reviewed.

- nurseries that do not follow recognized good nursery growing practices described in subparagraph D
- lack of:
  - adequate and acceptable winter storage protection for containerized nursery stock plant species in the "MANDATORY" overwinterization category
  - adequate irrigation practice or an insufficient water supply source to ensure continuation of a good irrigation practice
  - loss prevention measures to control probable loss because of insects, disease, rodents, and wildlife
- applicants who fail to maintain and provide a report of inventory for all nursery stock in a county
- applicants who fail to maintain or refuse to provide production and sales records necessary to determine the amount of value of eligible nursery stock
- applicants who misrepresent any material facts related to any aspect of the nursery operation.--\*

**\*--183.5 Propagation Stock Nonornamental Nursery Seed (2012 and Subsequent Crop Years)  
(Continued)**

**F Report of Crop Acreage**

Seed or propagation stock nonornamental nursery producers wanting to be eligible for NAP assistance must file FSA-578 by May 31 for the ensuing nursery crop year June 1 through May 31, according to subparagraph 151 C.

**Example:** FSA-578 required for the 2012 crop year must be filed by May 31, 2011.

**G Ineligible Disaster Conditions**

If CCC-576 is filed, the eligible disaster conditions in paragraph 21 apply, except drought. The loss of eligible nonornamental nursery stock must be a **direct** result of natural disaster. NAP does **not** provide protection against:

- brownout (Exhibit 2)
- failure of power supply
- the inability to market nursery stock as a result of quarantine, boycott, or refusal of a buyer to accept production
- fire, where weeds and other forms of undergrowth are in the vicinity of the nursery stock buildings on the property that have not been controlled
- collapse or failure of buildings or structures.

**H Crop Definition**

Nonornamental nursery shall include all eligible nondecorative plant species and sizes. It shall **not** include any nondecorative plant species or sizes for which CAT is available.

**Reference:** FCIC Eligible Plant List and Plant Price Schedule for the Nursery Crop Insurance Program.--\*

**\*--183.5 Propagation Stock Nonornamental Nursery Seed (2012 and Subsequent Crop Years)  
(Continued)****I Wholesale Market Value**

Wholesale market value is the total dollar valuation of all eligible stock in the unit at any time. Values are based on the producer's wholesale price list, if properly supported by records, less the maximum discount, which is stated in dollar terms, granted to any buyer. COC shall examine each nonornamental nursery producer's wholesale price list to determine whether prices, for each type, variety, and size of plant, are reasonable. If prices appear unreasonable for any plant within the inventory, STC shall establish the wholesale price for this plant.

**J Calculating Eligible Loss**

The loss calculation for nonornamental nursery shall be based upon the nonornamental nursery stock having no dollar value following the disaster. Nonornamental nursery stock having any dollar value shall be counted as full value because quality adjustments for NAP are not authorized. Further, damaged plants that are determined able to rejuvenate or plants merely stunted or delayed for harvest shall be counted as full value. The total loss of value of all eligible nonornamental nursery stock present on a unit at the time of disaster must be reduced by more than 50 percent before any payment can be made. Use CCC-576B for calculating NAP assistance for nonornamental nursery losses on a unit.

**K Application of Payment Factors**

The approved prevented planting payment factor for the prevented planting of all nonornamental nursery is zero.

The 2 unharvested payment factors for nonornamental nursery are:

- 100 percent, for container-grown nonornamental nursery
- 75 percent, for field-grown, or noncontainer grown nonornamental nursery stock.--\*



**184 Christmas Trees****A Eligible Loss**

The total value of Christmas trees present on the unit at the time of disaster must be reduced by more than 50 percent because of a natural disaster to be eligible for NAP payment. Consider only trees present on the unit at the time of disaster when determining the unit's predisaster value of Christmas trees. For an individual Christmas tree to be considered a loss, the value of the tree must be reduced to zero. A Christmas tree having any value as a Christmas tree, or a damaged Christmas tree that may rejuvenate and re-establish value as a Christmas tree, shall count as full value based on the age of the tree at the time of disaster.

Use CCC-576B for calculating Christmas tree loss and payment.

**B Crop Year**

The crop year for Christmas tree crops is from October 1 through September 30.

**C Unit of Measure**

\*--The unit of measure for all Christmas trees is piece.--\*

**D Report of Acreage**

In addition to providing information required in subparagraph 151 B, the producer must report:

- the dates of planting of all trees
- the number of trees by date of planting
- the removal or loss of any trees after the filing of the acreage report within 15 calendar days of the removal or loss.

In addition to other NAP eligibility requirements, Christmas tree producers who want to be eligible for NAP assistance must file FSA-578 by September 30 for the ensuing Christmas tree crop year October 1 through September 30, according to subparagraph 151 C.

184 Christmas Trees (Continued)

**E Average Market Price**

STC shall:

- establish the average age of mature Christmas trees
- establish a percent of the average market price for each year the tree has been planted
- \*--use graduated price codes according to subparagraph 757 A to identify the established market prices by the age of the tree.--\*

\* \* \*

DAFP must approve average market prices.

**F Payment Factors**

The approved prevented planting payment factor for all Christmas trees shall be zero. Any NAP payment computed for the loss of Christmas trees on a unit shall have the unharvested payment factor applied.

## 185 Ginseng

## A

## Eligible Ginseng

[7 CFR 1437.308] Eligible ginseng includes the following:

- \*--seed that meets the industry standard for germination--\*
- rootlet as transplants
- mature root stocks at least 3 years of age that are grown in a controlled, cultivatable environment on private property for commercial sale as food.

**Note:** Ginseng root is a value loss crop, and seed is a yield-based crop.

Eligible ginseng crops do **not** include the following:

- varieties grown solely for medicinal purposes
- plants cultivated in a woodland plot or garden for the purpose of producing a crop
- indigenous ginseng
- wild ginseng rootlet that is harvested and transplanted from woodland grown ginseng.

All ginseng producers are:

- \*--required to hold a valid registered growers license and/or valid shipment certificate, as required, which is issued by the State Department of--\* Agriculture

**Note:** COC shall verify and document the validity of this license held by each ginseng producer.

- subject to food regulations administered by FDA.

---

Continued on the next page

## 185 Ginseng (Continued)

**B****Definition of Ginseng**

The crop definition for ginseng includes both mature root, immature rootlet intended for transplant, and seed; therefore, the loss for ginseng must include the value loss for seed, mature root, and rootlet in determining more than a 50 percent loss.

---

**C****Crop Year**

The crop year for all ginseng is from October 1 through September 30.

---

**D****Controlled Environment**

\*--See Exhibit 2 for the definition of controlled environment.--\*

The ginseng producer must either own or lease the property whereupon the ginseng is located. Eligible ginseng must be grown on an identifiable plot with all plant needs supplied and under control of the commercial producer, and must not be indigenous. The plot must be managed and cared for using good ginseng growing practices.

---

**E****Good Ginseng Growing Practices**

Although recognized good ginseng practices will vary depending on the USDA plant hardiness zone for the ginseng location and type of ginseng grown, certain practices are recognized and followed by all ginseng operators. These include, but are not limited to, the following.

- **Growing practices.** Prevention of blight, damp-off, root rot, and other problems require the following practices:
    - raised planting beds, whether flat beds or rounded beds, with no contour farming
    - soil type that provides good drainage, such as:
      - slightly acidic loamy soil
      - loose friable soil over a compacted clay soil
      - soil rich in organic matter with a pH level between 5.5 to 6.5
      - 75 to 80 percent shade requirement.
- 

Continued on the next page

## 185 Ginseng (Continued)

**E****Good Ginseng Growing Practices (Continued)**

- **Fertilization.** Fertilization is required to obtain expected results. Evidence of fertilizer practices must be provided by the producer at the request of COC.
- **Irrigation.** If irrigation is the standard practice, drought shall **not** be an eligible cause of loss. Therefore, COC shall ensure ginseng producers have systems and practices in place to provide adequate quality water.
- **Pest, weed, and disease control.** Producer must provide evidence of insect, weed, and disease control practices.

**F****Inventory List**

**Verifiable Inventory and Commercial Sales Records.** Producers must maintain an inventory list of ginseng stock throughout the crop year.

A verifiable inventory must be provided to COC, within 15 calendar days after notice of loss is filed, or date damage to crop is apparent to the producer. Records must be acceptable to COC and include verifiable or reliable:

- root inventory, such as contemporaneous measurements, including rootlet or seed spacing, seed or rootlet receipts, and diaries, as necessary, to verify information provided by the producer

**Note:** Inventory must indicate rootlet, if applicable, by age.

- commercial receipts, settlement sheets, warehouse ledger sheets, scale tickets, and diaries, as necessary, to verify the eligible crop was sold or, otherwise, disposed of through commercial channels
- appraisal information from an FSA-certified loss adjuster or authorized COC representative.

---

Continued on the next page

## 185 Ginseng (Continued)

**G****Unit of Measure**

The unit of measure for all ginseng roots is the rootlet or piece. For seed, the unit of measure is by the pound.

---

**H****Average Market Price**

STC shall:

- establish the average age of mature ginseng roots
  - establish the average wholesale market value for each year the root has exceeded the established age of mature roots
  - immature roots (less than 3 years of age) will be established with zero value except when reported as transplant on FSA-578
  - establish the average market price of eligible seed and root stock.
- 

**I****Ineligible Losses**

NAP covers ginseng against losses of value sustained as a result of natural disaster. Before any NAP payment can be approved for ginseng losses, COC must be satisfied that the provisions of subparagraphs D and E are met. The loss of eligible ginseng must be a **direct** result of natural disaster. NAP does **not** provide protection against:

- ginseng grown in a region, USDA hardiness zone, or environment not conducive to successful production, or plants where mandatory or recommended growing requirements are not met
- 

Continued on the next page

## 185 Ginseng (Continued)

**I Ineligible Losses (Continued)**

- pathogen or disease, unless COC can conclude with verifiable evidence that such was the direct result of natural disaster
- the inability to market ginseng as a result of quarantine, boycott, or refusal of a buyer to accept production
- inadequate weed control
- improper soil pH adjustment
- improper fertilization
- lack of:
  - adequate irrigation practice, where applicable, or an insufficient water supply source to ensure continuation of a good irrigation practice
  - loss prevention measures to control probable loss, because of insects and disease
- applicants who fail to provide a report of inventory for all ginseng on a NAP unit to a CCC representative, if requested
- applicants who fail to maintain or refuse to provide production and sales records necessary to determine the amount of value of eligible ginseng
- applicants who refuse to allow LA \* \* \* to verify loss by physically removing representative samples
- applicants who misrepresent any material facts related to any aspect of the ginseng.

185 Ginseng (Continued)

**J Report of Crop Acreage Whereon Facility Resides**

In addition to other NAP eligibility requirements, ginseng producers wanting to be eligible for NAP assistance must file FSA-578 by September 30 for the ensuing ginseng crop year of October 1 through September 30, according to subparagraph 151 B.

**K Crop Definition**

Ginseng shall include all eligible plant species, sizes, and intended uses.

**L Determining Unit Loss for Ginseng Seed**

Ginseng root, including rootlet, and seed have different units of expression.

\*--Ginseng seed is a yield-based crop, and loss will be calculated using CCC-576, Part D.--\*

\* \* \*



185 Ginseng (Continued)

**M Calculating Eligible Loss**

To calculate the loss for ginseng roots, COC must complete the following calculations according to this table. The results of these calculations shall be dataloaded on CCC-576.

Step	Calculations
1	<p>Determine Field Market Value A.</p> <ul style="list-style-type: none"> <li>• For the roots present immediately before the disaster, add the number of roots of each age of maturity and multiply the number of these roots times the appropriate average market price adjusted for the age of the roots.</li> </ul> <p><b>Example:</b> STC established 3 years from planting as the average number of years to maturity for ginseng root. If the average price of a mature ginseng root is \$5 per root, immature root 2 years old would be valued at \$0 (unless it was a transplant). A 7-year old root would have a market value of \$5/root.</p> <p>* * *</p> <ul style="list-style-type: none"> <li>• Total the value of all roots (all ages) * * * present on the unit immediately before the onset of disaster.</li> </ul>
2	<p>Determine the dollar value of inventory after disaster. Determine the post disaster inventory from either a loss adjustment report or acceptable or verifiable record, the number of roots having dollar value.</p> <p><b>Note:</b> Any roots listed in step 1 having any dollar value, or which may rejuvenate or re-establish value, shall be counted as having the assigned value in step 1.</p> <p>* * *</p>

**N Application of Payment Factors**

The approved prevented planting payment factor for the prevented planting of all ginseng is zero.

Any payment computed for loss of ginseng roots or seed on a plot shall have the unharvested payment factor applied.

**186 Turfgrass Sod****A Overview**

\*--[7 CFR 1437.309] Turfgrass sod is a value loss crop and is the upper stratum of soil bound by mature grass and plant roots into a thick mat produced in commercial quantities for sale.

**B Eligible Loss**

Turfgrass sod having any value will be considered to be worth full value.--\*

The total value of \* \* \* turfgrass sod present on the unit at the time of disaster must be reduced by more than 50 percent because of a natural disaster to be eligible for NAP payment. \* \* \*

**C Crop Year**

The crop year for turfgrass sod is from October 1 through September 30.

**D Unit of Measure**

\*--The unit of measure for all turfgrass sod is a square yard.--\*

**E Report of Acreage**

In addition to other NAP eligibility requirements, turfgrass sod producers wanting to be eligible for NAP assistance must file FSA-578 by September 30 for the ensuing turfgrass sod crop year October 1 through September 30, according to subparagraph 151 C.

\*--FSA-578 will need to reflect the area devoted to commercial turfgrass sod, on an acreage basis. Although this acreage will not be used as beginning inventory, a producer's beginning and ending inventories determined according to subparagraph G will not be greater than the total area of turfgrass reported on FSA-578.--\*

In addition to providing information required in paragraph 151, the producer must report the following:

- date of each planting of turfgrass sod
- average number of square yards per acre.

\*--**Note:** An acre of land contains 4,840 square yards. If applicable to the turfgrass operation, producers must account for ribbons or unharvested areas.--\*

**186 Turfgrass Sod (Continued)****F Average Market Price**

STC shall establish:

- the average market price for a square yard of mature harvestable turfgrass sod
- zero value for \* \* \* turf grass sod having no marketable value.

**G Calculating Eligible Loss**

Turfgrass sod crop acreage is a separate crop from other intended uses of the grass in the unit.

Consider only turfgrass sod present in the unit at the time of disaster when determining the \*--unit's predisaster value of turfgrass sod. The producer must provide documentation of inventory of turfgrass sod present on the unit at time of disaster. The documentation provided to substantiate inventory will be reviewed by the COC for reasonableness (acceptability based on adequacy of documents as to verifiability or reliability). Documentation determined unsatisfactory or a producer's failure to adequately document predisaster inventory will result in a "zero" being entered as beginning inventory. The loss calculation for turfgrass sod is based on a comparison of the turfgrass sod present on the unit immediately before and after the disaster event. Because quality adjustments for NAP are not authorized, turfgrass sod having any dollar value shall be counted as full value. Further, damaged turfgrass sod determined able to rejuvenate or merely stunted or delayed for harvest counts as full value turfgrass and must be included in the ending inventory.

**Note:** Any marketings of turfgrass sod occurring between the time the beginning or ending inventory are established will need to be included in the unit's ending inventory.--\*

The total value of \* \* \* turfgrass sod (including other intended uses of that species of grass) present on the unit at the time of disaster must be reduced by more than 50 percent because of a natural disaster to be eligible for NAP payment. \* \* \*

\*--**Notes:** Producers will need to file a timely notice of loss in addition to providing documentation substantiating inventory.

When a producer files a notice of loss, LA shall complete an appraisal to verify the inventory of turfgrass sod immediately before and after the disaster to determine loss.

Although LA will attempt to verify inventory of turfgrass, it remains a producer's responsibility to document to FSA's satisfaction, before and after inventory of turfgrass sod.--\*

**H Payment Factors**

The approved prevented planting payment factor for turfgrass sod shall be zero.

Any loss of expected production on turfgrass sod calculated for payment shall have the unharvested payment factor applied.

**186 Turfgrass Sod (Continued)****\*--I Prohibition Against Multiple Payments**

If turfgrass sod loss results in a payment, the square yards of sod for which NAP payment is made, under the provisions of regulations and this handbook, are ineligible for inclusion in another subsequent Field Market A (beginning inventory) for the coverage period regardless of whether the sod acreage is reseeded. In a single coverage period, sod may only receive payment consideration 1 time.--\*

**187 Controlled Environment Crops****A Types of Controlled Environment Crops**

Because of the unique nature of some crops eligible for NAP assistance, special provisions are required to assess losses and calculate assistance. This is necessary because the crops do not lend themselves to yield calculations or production loss situations. Eligible controlled \*--environment crops include, but are **not** limited to the following:--\*

- mushrooms
- floriculture.

To be eligible for NAP assistance, eligible controlled environment crops must be raised:

- by a commercial operator on private property
- in a controlled environment, except floriculture may be field-grown.

\*--See Exhibit 2 for the definition of controlled environment.--\*

**B Calculating Loss**

Natural disaster loss for NAP assistance is determined by comparing the value of inventory immediately before disaster to value of inventory immediately after disaster. Determinations concerning the value of the loss for the crop on the unit must be made.

Use CCC-576B for calculating NAP assistance for controlled environment crop losses.

The total loss of value of each type or variety of controlled environment crop, within the grouping, shall be summarized in a unit, as determined by share relationship, and must be in excess of 50 percent because of natural disaster.

**188 Mushrooms****A Eligible Mushroom Crops**

[7 CFR 1437.307] Eligible mushrooms are grown for human consumption and must be grown:

- by a commercial operator on private property
- in an enclosed controlled environment.

**B Crop Year**

The crop year for all mushroom crops is October 1 through September 30.

**Note:** Loss is determined by comparing the value of inventory immediately before disaster to value of inventory immediately after disaster.

**C Private Property**

For a producer to be considered eligible for NAP assistance on mushrooms, COC must determine:

- producer owns or has leased property with readily identifiable boundaries
- producer is owner or lessee
- producer has total environmental control of the enclosed mushroom facility.

**D Controlled Environment**

\*--See Exhibit 2 for the definition of controlled environment.--\*

Eligible mushrooms must be:

- placed in the enclosed facility by the producer and must not be growing naturally in the facility

**Note:** Species indigenous to the facility are not eligible.

- growing on property described in subparagraph C.

**188 Mushrooms (Continued)****E Report of Crop Acreage**

In addition to other NAP eligibility requirements, mushroom producers wanting to be eligible for NAP assistance must file FSA-578 by September 30 for the ensuing crop year according to subparagraph 151 C.

Producers are also responsible for maintaining monthly inventory reports and providing this inventory to the County Office at the time of loss. Failure to provide accurate monthly inventories will result in ineligibility for payment.

Producers are responsible for providing updated inventory to the County Office immediately following a natural disaster. This “after” disaster inventory must be verified by LA \* \* \*.

**F Eligible Operation Determination**

In the event CCC-576 is filed, the producer shall provide records COC requires to determine whether the mushroom species are produced in an eligible facility. Required records include, but are not limited to:

- habitat and nutrient base (substrate must be sterilized by heat treatment)
- insect and disease pest control
- leases
- water quality
- lighting
- onsite specialized equipment (temperature and humidity control)
- positive air pressurization and filtration (serially filtered fresh air, with 1 electrostatic filter)
- footbath for sterile environment
- horticultural production site preparation.

**188 Mushrooms (Continued)**

---

**G****Ineligible  
Disaster  
Conditions**

Eligible disaster conditions defined in paragraph 21 apply. The loss of eligible mushrooms must be a **direct** result of natural disaster. Losses because of managerial decisions or losses of mushrooms normally incurred in the production cycle of the mushrooms, that is, normal mortality, are not eligible. NAP does **not** provide protection against:

- brownout (Exhibit 2)
  - failure of power supply
  - the inability to market mushroom species as a result of quarantine, boycott, or refusal of a buyer to accept production
  - units that are not growing in a controlled environment completely meeting the requirements of subparagraphs C and D
  - collapse or failure of equipment or apparatus used in the mushroom facility
  - disease contracted from outside of an enclosed facility by a carrier (pathogen or microorganism transmitted from un-sterilized clothing entering facility).
- 

**H****Grouping**

Nationally different species or varieties that are insignificant in price have been grouped. All sizes or values of a type or variety of mushroom species shall be summarized as 1 crop for crop and unit loss purposes.

---

Continued on the next page

**188 Mushrooms (Continued)**

---

**I  
Calculating  
Eligible Loss**

Mushroom species are considered controlled environment crops.

To determine whether a controlled environment crop on the unit has suffered an eligible loss at the time of natural disaster, determine the total value of the inventory present on the unit immediately before and after the disaster.

Use CCC-576B for calculating NAP assistance for mushroom losses.

The loss calculation for mushrooms shall be premised upon the stock possessing no dollar value subsequent to the natural disaster. Mushrooms with any dollar value shall be counted full value, because quality adjustments are not permitted under NAP.

The total loss of value of each type or variety of mushroom, within the grouping, shall be summarized in a unit, as defined by share relationship, and must be in excess of 50 percent because of natural disaster.

---

**J  
Application of  
Payment Factors**

The approved prevented planting payment factor for all mushrooms is zero.

Unharvested payment factors for each type or variety of mushroom shall be recommended to DAFP for approval.

The approved unharvested payment factor shall be applied to all mushroom losses computed for payment, unless the producer can prove that the unit was harvested at the time of disaster or immediately after disaster. If the producer cannot show with documentary evidence that harvest of the unit, or portion of the unit, was performed at the time of disaster or immediately after the disaster, which is the basis for the application, any loss calculated for payment shall be paid at the unharvested payment rate. In no case shall COC assume that harvest expenses were incurred at or near the time of disaster.

---



## 189 Floriculture

**A****Eligible  
Floriculture  
Crops**

\*--[7 CFR 1437.304] Eligible floriculture consists of the commercial production of:

- field-grown flowers, including flowers planted in containers or other growing medium, maintained in a field setting, according to industry standards, as determined by COC--\*

**Note:** If crop insurance is available for any field or container-grown floriculture crop, NAP will not be available.

- \*--tubers and bulbs for use as propagation stock of eligible floriculture
- seed for propagation of eligible floriculture.

To be eligible for NAP assistance, eligible floriculture crops must be grown:

- on private property according to subparagraph C--\*
- in an environment adaptable to successful production of a particular species of floriculture, as determined by STC, in consideration of available data, such as USDA hardiness zone for each species of floriculture, CSREES, etc.

**B****Crop Year**

The crop year for all floriculture crops is October 1 through September 30.

**C****Private Property**

For a producer to be considered eligible for NAP assistance on floriculture crops, COC must determine the:

- producer owns or has leased property with readily identifiable boundaries
- owner or lessee has total control of the floriculture crops, as well as tubers and bulbs being grown as propagation stock for commercial production.

Continued on the next page

## 189 Floriculture (Continued)

**D  
Controlled  
Environment**

See Exhibit 2 for a definition of controlled environment.

Eligible floriculture crops \* \* \*:

- \*--grown in containers or other growing medium, must be placed in a field environment and have appropriate and timely application of nutrient solution conducive to expected plant production.--\*

**Notes:** Species indigenous to the field environment are not eligible.

COC must determine that flowers planted in containers or other growing medium, but maintained in a field environment, is customary for the area, and verified by an industry specialist that the practice is acceptable as a commercial floricultural operation for the area.

\* \* \*

All portions of the floriculture environment must be under the control of the producer. Control means the producer of the floriculture operation implements the following practices.

- **Growing media** providing a floriculture medium that:
  - provides nutrients necessary for the production of the floricultural crops
  - protects the floricultural crops from harmful species or chemicals.
- **Nutrients or feeding** to obtain expected production results. Evidence of this practice must be provided by the producer at the request of COC. COC must be satisfied that the producer has an adequate supply of \* \* \* minerals or other nutrients designed to obtain expected production results from plant-nutrient solution.

---

Continued on the next page

## 189 Floriculture (Continued)

**D Growing Environment (Continued)**

- **Irrigation and water quality.** Drought shall **not** be a major peril as all floriculture operators shall have systems and practices in place to ensure that the floricultural crops have adequate, quality water and substrate medium. This includes having equipment designed to control the nutrient balance, fertilization, and water. Therefore, COC shall consider the following:
    - whether the source of water is adequate to ensure continued growth and survival of the floriculture crops even in the event of severe drought
    - whether the floriculture environment sustained losses in previous years because of water shortages or water supply interruption. If so, list corrective actions that have been taken.
  - **Insect and disease control.** Losses of floriculture crops because of insect invasion would not be a major factor if the following good floricultural practices are followed:
    - the floricultural species are placed in an environment with properly maintained equipment designed to prevent loss from insects
    - the operator of the floricultural environment has control over the property where the floricultural crops are located by way of land ownership or lease
    - the operator of the floricultural environment is free to conduct floricultural operations without interference from persons with no interest in the operation.
- Note:** Disease from pests is not a recognizable cause of loss unless disease in the floricultural species can be tied to damaging weather or other adverse natural occurrence. The operator of the floricultural environment should have implemented an effective disease control program.

**189 Floriculture (Continued)****E Report of Crop Acreage**

In addition to other NAP eligibility requirements, floriculture producers wanting to be eligible for NAP assistance must file FSA-578, by September 30, for the ensuing crop year according to subparagraph 151 C.

Producers are also responsible for maintaining monthly inventory reports and providing this inventory to the County Office at the time of loss. Failure to provide accurate monthly inventories will result in ineligibility for payment.

Producers are responsible for providing updated inventory to the County Office immediately following a natural disaster. This “after” disaster inventory must be verified by LA \* \* \*.

**F Eligible Operation Determination**

In the event CCC-576 is filed, the producer shall provide records COC requires to determine whether the floricultural species are produced in an adequate environment. Required records include, but are not limited to:

- fertilization and nutrient solutions
- propagation stock
- weed, insect, and disease pest control
- rodent and wildlife control
- leases
- irrigation, if applicable
- growing medium for containerized crops
- onsite specialized equipment
- horticultural production site preparation.

**189 Floriculture (Continued)****G Ineligible Disaster Conditions**

Eligible disaster conditions defined in paragraph 21 apply. The loss of eligible floricultural crops must be a **direct** result of natural disaster. Losses because of managerial decisions or losses of floricultural crops normally incurred in the production cycle of the floricultural crops, that is, normal mortality, are not eligible. NAP does **not** provide protection against:

- the inability to market floricultural species as a result of quarantine, boycott, or refusal of a buyer to accept production
- units that are not growing environments completely meeting the requirements of subparagraphs C and D
- collapse or failure of equipment or apparatus used in the floriculture production.

**H Grouping**

Nationally different species or varieties that are insignificant in price have been grouped. All sizes or values of a type or variety of floricultural species shall be summarized as 1 crop for crop and unit loss purposes.

**189 Floriculture (Continued)****I Crop Codes**

\*--STC's shall contact DAB to:--\*

- combine recommended species or varieties into groupings that can be grouped with like value (25 percent differential in price, starting with lowest priced crop type)
- recommend species or varieties that cannot be grouped
- request crop codes \* \* \* from DAFP for each:
  - grouping
  - species or variety that cannot be grouped
- notify County Offices of \* \* \* species or varieties contained in each grouping approved by DAFP.

**Note:** All sizes or values of a type or variety of floricultural species shall be summarized as 1 crop for crop and unit loss purposes.

**J Calculating Eligible Loss**

Floricultural species are considered controlled environment crops.

To determine whether a controlled environment crop on the unit has suffered an eligible loss at the time of natural disaster, determine the total value of the inventory present on the unit immediately before and after the disaster.

**Notes:** Harvested production, such as cut flowers removed from the plant, or bulbs or tubers removed from the substratum before the disaster, are not eligible for NAP payment.

Flower seed is a yield-based crop, and loss will be calculated using CCC-576, Part D.

189 Floriculture (Continued)

**J Calculating Eligible Loss (Continued)**

Use CCC-576B for calculating NAP assistance for floriculture losses.

The total loss of value of each type or variety of floricultural crops, within the grouping, shall be summarized in a unit, and must be in excess of 50 percent because of natural disaster.

**Notes:** Disaster inventory will account for all floricultural crops, including annual, biannual, and biennial crops present on the unit at the time of natural disaster, excluding cut flowers and bulbs or tubers dug from the soil. No loss to a perennial plant because of natural disaster will be included in the loss calculation. No loss to a perennial bulb or tuber because of natural disaster will be included in the loss calculation, unless COC determines it is a common practice for the producer to sell this crop.

Although annual plants can be planted in multiple-planting windows throughout the year, separate planting windows will not need to be established by the County Office, because the determination of loss is based on inventory on-hand at the time of the disaster.

\* \* \*

**190 Honey**

**A Eligible Honey**

Eligible honey includes table and nontable honey produced commercially for human consumption.

All honey is considered a single crop, regardless of type or variety of floral source or \*--intended use. As a result, the service fee for honey will never exceed \$250.--\*

**B Crop Year**

The crop year for honey production is the calendar year January 1 through December 31.

**C Recording County Office**

A producer's colonies may be located in various counties at several different times during the crop year. Ordinarily, NAP units do not traverse county lines. However, it would neither be equitable nor practicable to consider colonies of bees located in 2 or more counties as separate units.

An eligible producer having an interest in colonies of bees, or honey produced from these colonies, shall use the State and county listed on the subsidiary print as the recording County Office for the honey operation.



190 Honey (Continued)

\*--C Recording County Office (Continued)

Actions that can only be performed in the recording County Office and that may be performed in any County Office appear in this table.

<p><b>Actions that can only be performed in the recording County Office include the following:</b></p> <ul style="list-style-type: none"> <li>• filing CCC-471</li> <li>• filing a report of colonies (FSA-578)</li> <li>• filing an application for payment (CCC-576, Part G)</li> <li>• reporting total unit production (CCC-452)</li> <li>• request to change a unit's recording County Office.</li> </ul> <p><b>Note:</b> A change of recording County Office in the current crop year is not permitted if CCC-576, Part G has been submitted for the unit and crop year by any producer.</p>	<p><b>Actions that may be performed in any County Office include the following:</b></p> <ul style="list-style-type: none"> <li>• selecting a recording County Office if a recording County Office has not previously been selected</li> </ul> <p><b>Note:</b> Any producer sharing in the unit may select the unit's recording County Office.</p> <ul style="list-style-type: none"> <li>• filing a notice of loss (CCC-576, Part B) because of natural disaster impacting the honey operation in such county.</li> </ul> <p><b>Note:</b> County Offices accepting notice of loss (CCC-576, Part B) for honey shall identify the producer's recording County Office on the subsidiary print so a copy of the notice of loss can be sent to the recording County Office for payment disbursement.</p>
---	--

--\*

**190 Honey (Continued)****D Report of Colonies**

\*--A producer sharing in the unit must accurately report, in the recording County Office by January 2 of the same calendar year or crop year ending December 31, the total number of the unit's colonies present in all counties.

**Note:** Producers must notify the recording County Office within 30 calendar days of--\* changes in the:

- total number of colonies
- names of additional counties to which bees are moved.

Producers shall use FSA-578 to report the number of colonies by county.

Manual FSA-578 must include the following:

- in item 1, the FSA FSN where the producer's headquarters are located
- in item 7, the names and shares of all producers sharing in the honey produced from the unit
- in item 12, the number of all colonies of bees belonging to the unit
- in item 13, the names of counties to which colonies of bees are moved.

The producer shall certify the number of colonies from which expected production shall be calculated in the remarks section of FSA-578.

**Note:** The certification statement on FSA-578 shall read as follows, "I certify the number of colonies reported include all colonies from which production is expected."

COC must be satisfied that the report of the number of colonies is accurate. The certification is binding for all producers sharing in the unit.

**190 Honey (Continued)****E Late-Filed Report of Colonies**

A report of colonies submitted beyond the date identified in subparagraph D can be accepted if all of the following conditions are met:

- the report of colonies is accompanied by a copy of the State hive registration(s) where required by State law
- COC is satisfied that the report of colonies for the unit is accurate and is supported by the State hive registration(s) where required by State law.

If a late-filed report of colonies is being submitted in support of CCC-576, COC shall be satisfied that the State hive registrations where required by State law and some additional documentation (moving permits, contracts with growers for pollination, loan documents, beekeeper financial records, etc.) support a conclusion that bees were indeed present in the geographical area at the time of disaster claimed by the producer on CCC-576.

**F Reports of Production**

[7 CFR 1437.8] The producer shall report the unit's production of honey on CCC-452 by January 2 following the crop year in which a report of colonies was filed.

The total amount of honey production includes all honey harvested in the calendar year.

COC may request storage or sales records to support the producer's reported production.

**190 Honey (Continued)****G County-Expected Yields**

STC shall establish a county-expected yield for honey. The county-expected yield shall be pounds of honey produced per colony of bees per crop year.

\* \* \*

**H Calculating Eligible Loss**

Calculate unit loss of honey by:

- multiplying the producer's highest number of colonies reported at any time in the crop year times the producer's approved yield
- subtracting the producer's total actual and assigned production of honey from all the producer's colonies.

A producer filing an application for honey loss payment must certify whether bees were present in the geographical area at the time of disaster.

**I Ineligible Causes of Loss**

\*--The eligible disaster conditions in paragraphs 21 and 21.5 apply. Loss of honey--\* production must be the result of natural disaster. Production losses because of managerial decisions or losses of bees because of circumstances other than natural disaster are not eligible. NAP does **not** provide coverage for:

- the result of some condition other than natural disaster
- the value loss of colonies or bees

**190 Honey (Continued)**

**I Ineligible Causes of Loss (Continued)**

- the loss of colonies or bees causing lower honey production because of:
  - the application of agricultural or nonagricultural chemicals
  - theft, fire, or vandalism
  - movement of bees by the producer or any other person
  - disease or pest infestation of the colonies
- the inability to extract because of the unavailability of equipment
- collapse or failure of equipment or apparatus used in the honey operation
- losses resulting from improper storage of honey
- loss of honey production because of bee feeding.

**J Payment Factors**

The prevented planting payment factor for honey is zero.

\* \* \*

\*--For 2008 and subsequent crop years, the unharvested factor for honey is 85 percent.--\*

Any loss of expected production for honey calculated for payment shall have the unharvested payment factor applied.

**191 Maple Sap****A Eligible Maple Sap**

[7 CFR 1437.105] Eligibility for NAP assistance for maple sap is limited to maple sap produced on private property in a controlled environment by a commercial operator for sale as sap or syrup.

Eligible maple sap must be produced from trees:

- located on land the producer controls by ownership or lease
- managed for production of maple sap
- that are at least 30 years old and 12 inches in diameter.

An eligible tree, which is 30 years old and 12 inches in diameter, may have additional taps added as the tree increases in diameter, up to a maximum of 4 taps per tree.

**B Crop Year**

The crop year for maple sap production is the calendar year January 1 through December 31.

**C Unit of Measure and Basis for Yield**

The unit of measure for maple sap is gallons. The yield for maple sap shall be based on gallons of sap produced per tap.

**Note:** The maximum county-expected yield for maple sap shall be 10 gallons of sap per tap per tapping season unless STC has documentation to support a higher county-expected yield.

**191 Maple Sap (Continued)****D Report of Acreage**

Producing tree acreage shall be reported on FSA-578. STC shall establish a final reporting date for acreage containing trees from which maple sap is produced or is to be produced. The established date shall be at least 30 calendar days before the onset of the crop year's harvest of maple sap.

In addition to providing the information required in subparagraph 151 B, the maple sap producer must report the:

- total number of eligible trees on the unit
- average size and age of producing trees
- total number of taps placed or anticipated for the tapping season.

**E Average Market Price**

The approved average market price for maple sap must be established for the value of the sap before processing into syrup. NAP does **not** cover maple syrup losses. NAP assistance can only be extended for the eligible loss of maple sap. If price and data is for maple syrup, it must be converted to a maple sap basis and eliminate any value added by processing.

STC shall establish the average market price for a gallon of maple sap based on the best information available. If data is available only for maple syrup, this data must be converted to a maple sap basis. The price for a gallon of maple syrup shall be multiplied by **0.00936** to arrive at the average market price of a gallon of maple sap.

**Example:** State NASS data shows the average market price for a gallon of maple syrup is \$27.50. \$27.50 multiplied by 0.00936 results in an average market price of \$0.2574 for a gallon of maple sap.

**191 Maple Sap (Continued)**

**F Expected Production**

When establishing a unit's expected amount of production of maple sap, COC's shall:

- consider only the number of taps placed in eligible trees in the tapping season
- multiply the number of taps placed in eligible trees times the producer's approved yield, that is, gallons of sap per tap.

**G Payment Factors**

The prevented planting payment factor for maple sap is zero.

STC shall establish an unharvested payment factor for maple sap. DAFP must approve the factor.

\*--Any loss of expected production for maple sap calculated for payment shall have the unharvested payment factor applied.--\*



**192 General Forage Provisions****A Eligible Forage**

Eligible forage is vegetation consisting of annual, biennial, and perennial grasses, legumes, small grains, etc. produced in a commercial operation for animal consumption or for seed for the propagation of forage for animal consumption.

For 2001 and preceding crop years, eligible forage on any Federal- and State-owned lands includes only seeded forage acreage. For the purpose of determining eligibility on Federal- and State-owned lands, seeded forage is that acreage that is mechanically seeded at a regular interval, at least every 7 years, according to good farming practices.

For 2002 and succeeding crop years, eligible forage on Federal- and State-owned land includes both seeded and unseeded forage acreage.

Acreage eligibility for prevented planting shall be determined according to paragraph 25.

**B Acceptable Management Practices**

COC shall ensure that producers are using acceptable farming and pasture and range management and maintenance practices for the location.

Acceptable pasture and range practices must be such to sustain sufficient quality and quantity of the vegetation for grazing livestock. Acceptable farming practices must be such to yield the expected production of vegetation or seed.

## 192 General Forage Provisions (Continued)

**C Eligibility of Leased Private or Federal- and State-Owned Land**

Acreage leases and rental agreements for private or Federal- and State-owned land intended for grazing include many unique arrangements for compensation and provide various degrees of control for use of the acreage. Many leases, particularly those with grazing arrangements, are similar to sales agreements. For example, the lessee pays only for the days actual grazing occurs or according to the rate of gain of the grazing animals, etc. These leases do not convey control of the acreage nor does the lessee acquire risk in production of the specific crop acreage under these arrangements. To ensure that eligibility requirements have been met, the producer shall provide signed copies of the following, as applicable:

- BLM grazing permit/lease and final bill or invoice
- FS grazing permit/lease and final bill or invoice
- State land lease and State land subleases.

**Note:** State land leases may contain the following clause:

“Assignment, Sublease, and Relinquishment

Land lessee shall not assign or sublease the leased premises or the improvements on said premises without the prior written consent of lessor and such other requirements as prescribed by lessor rule. As provided by law and rule, any lease in good standing may be relinquished to the State. On relinquishment; however, the lessee shall not be entitled to a refund of rent previously owed and paid”.

COC shall review all acreage leases to determine whether:

- the lease conveys control, however limited, to the lessee
- the lessee has a risk in production of the crop acreage.

**\*--Note:** All COC determinations shall be documented in COC minutes.

The lessee shall be considered eligible for NAP assistance for eligible losses impacting specific acreage, if COC determines that the lease is either of the following:

- conveys control of the acreage to the lessee, however limited
- indicates the lessee has a risk in production of the crop acreage.

**Note:** If the lease prohibits the land to be subleased, the lessee associated to the sublease will be ineligible for NAP benefits on that acreage.

**192 General Forage Provisions (Continued)****C Eligibility of Leased Private or Federal- and State-Owned Land (Continued)**

COC shall use the following questions and others, as locally warranted, to determine if the lessee has a risk in production of the crop acreage or the lease conveys control of the crop acreage to the lessee. Only 1 condition needs to be met to find a producer eligible.

- Does the lessee pay local property or similar taxes on the leased acreage or improvements made to the leased acreage?
  - If yes, the lessee shall be considered to have control of the crop acreage.
  - If no, see the next question.
- Can the lessee, according to the lease, recoup specific expenses for significant infrastructure or range improvements, that is, fences, water well, seed or fertilizer applications, drainage improvements, or brush and weed control?
  - If no, the lessee shall be considered to have control of the crop acreage.
  - If yes, see the next question.
- Is the lessee allowed to sell the lease or the permit?
  - If yes, the lessee shall be considered to have control of the crop acreage.
  - If no, see the next question.
- Can the lease or the permit be inherited?
  - If yes, the lessee shall be considered to have control of the crop acreage.
  - If no, see the next question.
- Does the lessee compensate the lessor for use of the crop acreage?
  - If no, the lessee does not have a risk in production of the crop acreage.
  - If yes, is the payment refundable if grazing use of the crop acreage is lost?
    - If yes, the lessee only has a risk in the portion of the crop acreage used and paid for, if any.
    - If no, does the payment entitle the lessee to a vested interest in production of the commodity versus purchasing the commodity?
      - If no, the lessee does not have a risk in production of the crop acreage.
      - If yes, the lessee shall be considered to have a risk in production of the crop acreage.

## 192 General Forage Provisions (Continued)

### D Acreage Eligibility

COC shall, when questions of eligibility exist, consider evidence of:

- the producer's intent to graze or otherwise harvest forage acreage

**Note:** If a producer reports forage acreage as CRP or intended as fallow, that acreage is not eligible for NAP.

- available livestock, water, fencing, etc. for grazing
- available equipment, storage facilities, etc. necessary for mechanical harvest of forage acreage.

## 193 Defining Forage Crops

### A Definitions

In general, NASS defines forage as alfalfa, alfalfa mixtures, and other hay.

The following definitions were developed to better utilize NASS data and shall be used to determine forage types eligible for NAP coverage:

- alfalfa means a stand of either:
  - pure alfalfa
  - a mixture of alfalfa and grasses, legumes, or other forage in which 60 percent or more of the plant population is alfalfa
- alfalfa mixture is alfalfa and grasses, legumes, or other forages in which **less** than 60 percent of the plant population is alfalfa
- other hay is a stand consisting of grasses, legumes, and/or other forages in which **little or no** alfalfa plants exist, including small grain forage, sorghum forage, soybean forage, and perennial peanut forage
- perennial peanut forage is a stand of perennial peanuts intended for forage for animal consumption
- small grain forage is a stand of pure wheat, barley, oats, triticale, or rye intended for forage for animal consumption
- sorghum forage is a stand of sorghum intended for forage for animal consumption
- soybean forage is a stand of soybeans intended for forage for animal consumption.

**\*--193 Defining Forage Crops (Continued)****B Determining Forage Crops--\***

Alfalfa, alfalfa mixtures, and other hay:

- must be further defined according to subparagraph 170 A for service fee and production purposes based on the intended method of harvest, either mechanically or grazed

**Note:** If a producer intends to both mechanically harvest and graze the same acres, for NAP purposes, the producer must designate 1 intended method of harvest for the forage acreage for the crop year.

- acreage intended to be mechanically harvested includes acreage intended for both forage or seed production
- acreage intended to be grazed can be further defined as warm and cool season forage.

\*--For service fee and production purposes, the following are defined as a single crop without regard to method of harvest or designation as warm or cool season forage. However, expected and actual production will be determined based on the actual method of harvest, either mechanically or grazed, and summarized at a dollar value to determine the overall percent of loss of the specific crop acreage:

- small grain forages
- sorghum forages
- soybean forages
- perennial peanuts.--\*

193 Defining Forage Crops (Continued)

**B Determining Forage Crops (Continued)**

There are generally 8 ways forage can be considered as separate crops. The 8 ways are as follows.

Crop	Crop Code	Crop Type	Planting Period	Intended Use	Pay Crop	Pay Type
Alfalfa	0027	NTS	01	FG, SD***	<b>0027</b>	001
Alfalfa Mixture	0296	AGM, ASG, GMA	01	FG, SD***	<b>0296</b>	001
Other Hay	0102, 0296, 0265, etc.	All types listed (except alf. mix)	01	FG, SD***	<b>0102</b>	001
Alfalfa, Alfalfa Mix, Other Hay	0102, 0027, 0296, 0265, etc.	All types listed under the crop codes	01(full)**	GZ***	0102	<b>002</b>
			01(cool)**	GZ***	0102	002
			02(warm)**	GZ***	0102	002
Small Grain Forages--*	<b>Wheat 0011 Barley 0091 Oats 0016 Triticale 0158 Rye 0094</b>	NTS	01	FG, GZ	<b>0011*, 0091*, 0016*, 0158*, 0094*</b>	*--002--*
Sorghum Forage	0050	CAN, ALU, SUD, SWT	01	FG, GZ	0050	001

\* Each is considered a separate crop.

\*\* Based on STC determination to breakdown. All types of forage as either full season or warm and cool season. STC cannot designate both.

\*\*\* Crop definition determined based on intended uses.

**\*--193 Defining Forage Crops (Continued)**

**B Determining Forage Crops (Continued)**

**Example:** John Smith produces the following forages for hay:

- alfalfa in which more than 60 percent of the plant population is alfalfa (crop code 0027)
- alfalfa mixture in which plant population is less than 60 percent, but more than 25 percent alfalfa (crop code 0296)
- alfalfa mixture in which less than 25 percent of the plant population is alfalfa (crop code 0296)
- other hay that consists of a mixture of oats and peas (crop code 0296)
- other hay that consists of a stand of pure Bahia grass (crop code 0102)
- other hay that consists of a stand of pure Bermuda grass (crop code 0102).

The following table provides the NAP crop information for John Smith’s forage acreage.

<b>Crop Code</b>	<b>Crop Type</b>	<b>Planting Number</b>	<b>Intended Use</b>	<b>Pay Crop</b>	<b>Pay Type</b>
0296	AGM	01	Fg	0296	01
0102	BCM	01	Fg	0102	01
0102	BHI	01	Fg	0102	01
0296	GMA	01	Fg	0296	01
0027	NTS	01	Fg	0027	01
0296	OTP	01	Fg	0102	01

Crops with the same pay crop and pay types shall be grouped together as 1 crop for NAP purposes. Accordingly, John Smith has the following 3 separate crops for NAP purposes:

- alfalfa
- alfalfa mixture
- other hay.

**Notes:** NASS does **not** include the mixture of oats and peas as either alfalfa or alfalfa mixture. Therefore, such mixture is considered as other hay for NAP purposes.

John Smith would be assessed a \$300 NAP service fee because there are 3 separate crops.--\*

\*\*\*

**\*--194 Mechanically Harvested Forage for “Other Than Seed” Provisions****A APH for Mechanically Harvested Forage**

COC shall ensure that:

- an approved yield for forage acreage intended to be mechanically harvested for forage is calculated according to Part 5
- all mechanically harvested forage (actual and appraised) from forage acreage intended to be mechanically harvested is for forage accurately recorded on CCC-452
- production from the mechanical harvesting of forage acreage intended to be grazed is **not** counted as “production to count” in the calculation of APH.

**Example:** Jim intended to mechanically harvest for hay 100 acres of the total 200 acres he has available for forage. The remaining acreage was intended as grazed forage. Because of the abundance of grazed forage, Jim decided to mechanically harvest 1 cutting of hay from the 100 acres intended to be grazed crop. To determine Jim’s production for his mechanically harvested forage for hay, the production from his grazed crop acreage cut for hay **must** be kept separate and shall not be considered “production to count” for calculating his mechanically harvested approved yield for hay.

**Note:** If Jim does **not** keep production for his mechanically harvested forage for hay separate from the production from his grazed crop harvested for hay, the total production to count to determine his loss on the 100 acres intended to be mechanically harvested as hay will be the total of the actual harvested production from the 100 acres intended to be mechanically harvested and the 100 acres intended for grazing that was mechanically harvested.--\*



**\*--194 Mechanically Harvested Forage for “Other Than Seed” Provisions (Continued)--\*****B Determining Production of Intended Mechanical Harvest Forage**

COC shall:

- \*--determine production of forage acreage intended to be mechanically harvested as forage according to Part 6
- ensure that producers are aware that they must notify their administrative County Office before grazing, abandoning, or destroying forage acreage recorded on FSA-578 as intended to be mechanically harvested as forage
- ensure that producers are aware of representative sample area requirements if an appraisal of forage acreage is required if the forage acreage intended to be mechanically harvested for forage is to be grazed **only**, abandoned, or destroyed--\*
- ensure that loss adjustors are available and appraisals are completed timely.

**Note:** Because forage is unique it is important to remind producers to maintain separate production records on the basis of intended harvest.

**C Mechanical Harvesting of Forage Acreage Intended To Be Grazed**

COC shall ensure that producers are aware they must:

- keep production records from acreage intended for forage separate from those acres \*--intended for grazing but were actually mechanically harvested as forage
- request a measurement service so FSA can identify and measure the quantity of mechanically harvested production from forage acreage reported to FSA as intended to be grazed.

COC shall ensure that all mechanically harvested forage from forage production acreage intended to be grazed is properly and accurately reported on CCC-576. Do not consider forage production from forage acreage intended to be grazed as “production to count” for--\* APH purposes.

**Note:** See subparagraphs 327 C and D about commingled harvested production.

**\*--194 Mechanically Harvested Forage for “Other Than Seed” Provisions (Continued)****D Producer Responsibilities**

Producers are responsible for **all** of the following:

- notifying County Office **before** grazing or abandoning forage acreage reported on FSA-578 as intended to be mechanically harvested
- establishing representative sample areas, according to subparagraph 427 B, when an appraisal of the acreage is required
- informing County Office of location of sample areas within 15 calendar days of placement
- requesting appraisal of sample areas at end of harvest period, but **before** first freeze
- maintaining separate production records for **each** of the following, according to subparagraph 194 D:
  - acreage intended to be mechanically harvested
  - acreage intended to be grazed, but were actually mechanically harvested
- requesting a measurement service to identify and measure the quantity of mechanically harvested production from forage acreage reported as intended to be grazed, according to subparagraph 194 D
- requesting an AUD adjustment, if applicable, according to subparagraph 195 F, G, or H
- timely filing CCC-576, according to paragraph 401.--\*

**\*--194 Mechanically Harvested Forage for “Other Than Seed” Provisions (Continued)**

**D Determining Loss on Forage Intended for Forage**

Alfalfa, alfalfa mixture, and other hay forage acreage certified on FSA-578 as intended to be mechanically harvested for forage shall always be considered mechanically harvested acreage for crop definition purposes regardless of actual method of harvest.

The following table provides how a loss shall be determined for acreage reported as intended to be mechanically harvested for forage, provided all eligibility requirements are met.

**Important:** COC shall ensure that the producer is aware of their responsibilities in subparagraph C and as outlined in this table.

<b>IF acreage reported as intended to be mechanically harvested for forage is...</b>	<b>AND the producer...</b>	<b>THEN the loss shall be determined based on...</b>
completely mechanically harvested for forage (all acreage is mechanically harvested for forage, with no grazing)	<ul style="list-style-type: none"> <li>• timely files CCC-576, according to paragraph 401</li> <li>• provides verifiable or reliable production records, according to paragraph 322</li> </ul>	difference between: <ul style="list-style-type: none"> <li>• expected production for forage (calculated using producer’s approved yield)</li> <li>• actual harvested production of forage.</li> </ul>

--\*

\*--194 Mechanically Harvested Forage for “Other Than Seed” Provisions (Continued)

**D Determining Loss on Forage Intended for Forage (Continued)**

<b>IF acreage reported as intended to be mechanically harvested for forage is...</b>	<b>AND the producer...</b>	<b>THEN the loss shall be determined based on...</b>
<p>both mechanically harvested for forage and grazed (all acreage is mechanically harvested for forage at least once, and grazed)</p>	<ul style="list-style-type: none"> <li>• timely files CCC-576, according to paragraph 401</li> <li>• provides verifiable or reliable production records according to paragraph 322</li> <li>• before grazing, establishes representative sample areas according to subparagraph 427 B</li> <li>• within 15 calendar days of placement, informs County Office of the location of the sample areas for appraisal and spot check purposes</li> <li>• at the end of the normal harvest date, and <b>before</b> the first freeze, requests an appraisal of the sample areas be completed for forage</li> </ul> <p><b>Note:</b> See subparagraph C for COC responsibilities.</p>	<p>difference between the expected production for forage (calculated using producer’s approved yield) and the total of both:</p> <ul style="list-style-type: none"> <li>• actual harvested production of forage</li> <li>• total appraised production for forage.</li> </ul> <p><b>Note:</b> The appraisal of forage <b>must</b> include the establishment of a secure area to determine potential forage production.</p>

--\*

194 Mechanically Harvested Forage for “Other Than Seed” Provisions (Continued)

D Determining Loss on Forage Intended for Forage (Continued)

<p><b>IF acreage reported as intended to be mechanically harvested for forage is...</b></p>	<p><b>AND the producer...</b></p>	<p><b>THEN the loss shall be determined based on...</b></p>
<p>abandoned or destroyed (acreage is <b>not</b> mechanically harvested for forage or grazed)</p>	<ul style="list-style-type: none"> <li>• timely files CCC-576, according to paragraph 401</li> <li>• <b>before</b> abandoning or destroying the acreage, establishes representative sample areas according to subparagraph 427 B</li> <li>• within 15 calendar days of placement, informs County Office of the location of the sample areas for appraisal and spot check purposes</li> <li>• at the end of the normal harvest date, and <b>before</b> the first freeze, requests an appraisal of the sample areas be completed</li> </ul> <p><b>Note:</b> See subparagraph C for COC responsibilities.</p>	<p>difference between:</p> <ul style="list-style-type: none"> <li>• expected production (calculated using producer’s approved yield)</li> <li>• total appraised production.</li> </ul> <p><b>Note:</b> The appraisal of forage <b>must</b> include the establishment of a secure area to determine potential forage production</p>
<p>*--for 2007 or prior crop years,--* grazed only (acreage is <b>not</b> mechanically harvested in any manner)</p>	<ul style="list-style-type: none"> <li>• timely files CCC-576, according to paragraph 401</li> <li>• notifies the administrative County Office of the actual use of the forage when an application for payment is filed</li> </ul>	<p>*--AUD by determining the percent of loss using 1 of the methods provided in subparagraph 195 I for grazed forage.--*</p> <p><b>Note:</b> Losses determined on AUD value will <b>not</b> be used for APH purposes.</p>
<p>*--for 2008 and succeeding crop years, grazed only (acreage is <b>not</b> mechanically harvested in any manner)</p>	<p>timely files CCC-576, according to paragraph 401</p>	<p>provisions in subparagraph E.--*</p>

**\*--194 Mechanically Harvested Forage for “Other Than Seed” Provisions (Continued)**

**E Determining Loss on Forage Acreage Intended for Forage That Is Grazed Only**

Alfalfa, alfalfa mixture, and other hay forage acreage certified on FSA-578 as intended to be mechanically harvested for forage shall always be considered mechanically harvested acreage for crop definition purposes regardless of actual method of harvest.

Producers **shall not revise** the certified intended use of acreage reported on FSA-578. However, the actual use of the acreage, such as grazing, abandoned, or destroyed, will impact how a loss is determined on the acreage. See 2-CP for reporting acreage and “intended uses”.

Losses on forage acreage that were intended to be mechanically harvested for forage, but were grazed only, shall be determined according to the following table.

<b>IF the producer...</b>	<b>THEN the loss shall be determined based on...</b>
<p>provides County Office with acceptable and verifiable records for <b>both</b> of the following:</p> <ul style="list-style-type: none"> <li>• the acreage for which CCC-576 is filed was planted to the same forage type and intended use for which a loss is being claimed for at least 3 out of 5 years <b>before</b> the year in which a loss is being claimed</li> <li>• evidence of forage production from the forage acreage being claimed for at least 3 of the 5 years <b>before</b> the year in which a loss is being claimed</li> </ul> <p><b>Note:</b> See subparagraph F for acceptable and verifiable evidence of acreage and forage production.</p>	<p>an appraisal of the specific acreage, provided the producer:</p> <ul style="list-style-type: none"> <li>• timely files CCC-576, according to paragraph 401</li> <li>• <b>before</b> grazing occurs:                             <ul style="list-style-type: none"> <li>• establishes representative sample areas according to subparagraph 427 B</li> <li>• informs County Office within 15 calendar days of placement and location of the sample areas for appraisal and spot check purposes</li> <li>• a field visit is conducted by LA or County Office representative to determine if the representative sample areas have been established according to FCIC-25150; available at <a href="http://www.rma.usda.gov/FTP/Publications/directives/25000/PDF/06_25150.pdf">www.rma.usda.gov/FTP/Publications/directives/25000/PDF/06_25150.pdf</a></li> </ul> </li> </ul> <p><b>Notes:</b> Failure to establish representative sample areas according to FCIC-25150 <b>before</b> grazing occurs will result in the percent of loss being determined on an AUD value according to subparagraph 195 I for grazed forage.</p> <ul style="list-style-type: none"> <li>• at the end of the normal harvest date, and <b>before</b> the first freeze, requests that an appraisal of the sample areas be completed.</li> </ul>

--\*

194 Mechanically Harvested Forage for “Other Than Seed” Provisions (Continued)

E Determining Loss on Forage Acreage Intended for Forage That is Grazed Only (Continued)

IF the producer...	THEN the loss shall be determined based on...
<p>does <b>not</b> provide County Office with acceptable and verifiable records for <b>both</b> of the following:</p> <ul style="list-style-type: none"> <li>• acreage for which CCC-576 is filed was planted to the same forage type and intended use for which a loss is being claimed for at least 3 out of 5 years <b>before</b> the year in which a loss is claimed</li> <li>• evidence of forage production from the forage acreage being claimed for at least 3 of the 5 years <b>before</b> the year in which a loss is being claimed</li> </ul> <p><b>Note:</b> See subparagraph F for acceptable and verifiable evidence of acreage and forage production.</p>	<p>AUD value by determining the percent of loss using 1 of the methods provided in subparagraph 195 I for grazed forage.</p> <p><b>Note:</b> Losses determined on AUD shall <b>not</b> be used for APH purposes.</p>

\*--F Acceptable Evidence of Acreage and Forage Production--\*

Acceptable evidence of forage production from the forage acreage for which CCC-576 is filed includes, but is **not** limited to:

- \*--production records determined acceptable for NAP APH purposes which includes verifiable or reliable production records according to paragraph 322--\*
- sales receipts
- weight tickets
- custom harvest documents that clearly identify the amount of forage produced from the applicable acreage.

COC shall **not** accept any documentation that does **not** clearly identify acreage from which the production was obtained or the total forage produced from that acreage.

194 Mechanically Harvested Forage for “Other Than Seed” Provisions (Continued)

**\*--F Acceptable Evidence of Acreage and Forage Production (Continued)--\***

Acceptable evidence that acreage for which CCC-576 is filed was planted to the same forage type and intended use for which a loss is being claimed includes 1 of the following:

- timely filed and certified FSA-578 for the applicable years
- late-filed and certified FSA-578 for the applicable years, provided all the requirements for a late-filed FSA-578, according to 2-CP, are met
- certified reports of acreage from crop insurance.

**Important:** COC shall contact crop insurance agent to verify accuracy and authenticity of insurance document **before** accepting documents for NAP purposes.



**\*--194.5 Mechanically Harvested Forage for Seed Provisions****A APH for Mechanically Harvested Forage for Seed**

COC shall ensure that:

- an approved yield for forage acreage intended to be mechanically harvested for seed is calculated according to Part 5
- **all** mechanically harvested forage (actual and appraised) from forage acreage intended to be mechanically harvested for seed is accurately recorded on CCC-452
- seed production from the mechanical harvesting of forage acreage intended to be hayed or grazed is **not** counted as “production to count” in the calculation of the seed APH.

**Example:** John intended to mechanically harvest for seed 100 acres of the total 200 acres he had available for forage. The remaining acreage was intended as grazed forage. Because of the increased price for seed, John decided to mechanically harvest seed from the 100 acres intended to be grazed crop. To determine John’s production for his mechanically harvested forage for seed, the production from his intended grazed crop harvested for seed **must** be kept separate and shall **not** be considered “production to count” for calculating his mechanically harvested approved yield for seed.

**Note:** “Production to count” to determine Jim’s loss on the 100 acres intended to be mechanically harvested for seed will be the total actual harvested production from the:

- 100 acres intended to be mechanically harvested as seed if the production from the acres intended to be mechanically harvested as seed is kept separate from the production of the intended grazed crop harvested for seed
- 200 acres harvested as seed if the production from the acres intended to be mechanically harvested as seed is **not** kept separate from the production of the intended grazed crop harvested for seed.--\*

**\*--194.5 Mechanically Harvested Forage for Seed Provisions (Continued)****B Determining Production of Intended Mechanically Harvested Forage for Seed**

COC shall:

- determine production of forage acreage intended to be mechanically harvested for seed according to Part 6
- ensure that producers are aware that they **must**:
  - notify their administrative County Office **before** haying, grazing, abandoning, or destroying forage acreage recorded on FSA-578 as intended to be mechanically harvested as seed
  - establish representative sample areas if an appraisal of forage acreage is required, if the forage acreage intended to be mechanically harvested for seed is to be grazed, hayed, abandoned, or destroyed
  - keep production records from forage acreage, intended to be mechanically harvested for seed, separate from those forage acres intended for haying and/or grazing that were actually mechanically harvested for seed
  - request a measurement service so FSA can identify and measure the quantity of mechanically harvested production from forage acreage reported to FSA as intended to be hayed and/or grazed
- ensure that loss adjustors are available and appraisals are completed timely
- ensure that **all** mechanically harvested forage production for seed from forage acreage, intended to be hayed and/or grazed, is properly and accurately reported on CCC-576
- **not** consider seed production from forage acreage intended to be hayed and/or grazed as “production to count” for seed APH purposes.

**Notes:** Because forage is unique, it is important to remind producers to maintain **separate** production records on the basis of intended harvest.

See subparagraphs 327 C and D about commingled harvested production.--\*

## 194.5 Mechanically Harvested Forage for Seed Provisions (Continued)

### \*--C Determining Eligible Acreage of Perennial Grasses and Legumes Intended for Seed

To be eligible for NAP coverage, perennial grass and legume acreage intended for seed shall be:

- crop acreage that meets 1 of the following conditions:
  - is seeded to a perennial grass or legume, with an intent of producing certified grass or legume seed

**Notes:** The certified grass or legume seed shall be grass or legume seed produced by an individual, firm, or corporation that produces certified seed and/or plants. The producer **must** have a license to produce certified grass or legume seed, as applicable.

Legumes may include, but are not limited to, alfalfa, clover, vetch, etc.

- is seeded to a perennial grass or legume, with an intent of producing commercial grass or legume seed, for which a grass or legume seed contract was executed **on or before** the acreage reporting date for the applicable crop, with a seed company that is a business enterprise that possesses:
  - all applicable licenses required for marketing commercial grass or legume seed, as applicable
  - facilities with enough storage and drying capacity to accept and process the covered crop within a reasonable amount of time after harvest
- was planted to the same forage type and harvested for grass or legume seed, as applicable, in at least 3 of the 5 years **before** the year of CCC-471--\*

**Note:** NAP coverage for producers with at least a minimum of 3 years of harvested acreage history will be limited to the Olympic average (dropping the high and low) of the most recent 5 years harvested acreage history **before** the year of CCC-471.

**194.5 Mechanically Harvested Forage for Seed Provisions (Continued)**

**\*--C Determining Eligible Acreage of Perennial Grasses and Legumes Intended for Seed (Continued)**

**Example:** Wayne purchased 2008 NAP coverage for FTA with an intended use of grass seed. The following table shows Wayne’s prior year harvested acreage history of FTA for grass seed for the years 2003 through 2007.--\*  
 The 2008 NAP coverage for FTA intended for seed will be limited to 41.7 acres based on the Olympic average of 2003 through 2007 FTA harvested for seed acreage (excluding the high and low) that is  $50.0 + 0.0 + 75.0 \div 3 = 41.7$ .

<b>Year</b>	<b>FTA Harvested Acreage For Seed</b>	<b>2008 NAP Covered Acres of FTA for Seed</b>
2007	50	
2006	0	
2005	100	
2004	75	
2003	0	
		41.7

- reported for the year of CCC-471 by the acreage reporting date for the applicable crop.

\*--The producer shall provide a copy of the grass or legume seed contract for the contracted grass or legume seed acreage, or accepted certification application, for the certified grass or legume seed acreage to the administrative County Office **on or before** the acreage reporting date for the applicable crop. Failure to provide a copy of the grass or legume seed contract or certification application accepted by the certifying agency, by the acreage reporting date for the year of CCC-471, shall result in the denial of NAP benefits for the intended grass or legume seed crop.--\*

**\*--194.5 Mechanically Harvested Forage for Seed Provisions**

**D Determining Loss on Forage Intended for Seed**

Alfalfa, alfalfa mixture, and other hay forage acreage certified on FSA-578 as intended to be mechanically harvested for seed, shall **always** be considered mechanically harvested acreage for crop definition purposes regardless of actual method of harvest.

The following table provides how a loss shall be determined for acreage reported as intended to be mechanically harvested for seed, provided all eligibility requirements are met.

**Important:** COC shall ensure that the producer is aware of their responsibilities provided in subparagraphs C and D, and the following table.

<b>IF acreage reported as intended to be mechanically harvested for seed is...</b>	<b>AND the producer...</b>	<b>THEN the loss shall be determined based on...</b>
mechanically harvested for seed (all acreage is mechanically harvested for seed only, with no grazing or harvest for hay)	<ul style="list-style-type: none"> <li>• timely files CCC-576 for seed, according to paragraph 401</li> <li>• provides verifiable or reliable production records for seed, according to paragraph 322</li> </ul>	difference between: <ul style="list-style-type: none"> <li>• expected production (calculated using producer’s approved yield)</li> <li>• actual harvested production.</li> </ul>
both mechanically harvested for seed and grazed (all acreage is mechanically harvested for seed at least once, and then grazed)		

--\*

\*--194.5 Mechanically Harvested Forage for Seed Provisions

D Determining Loss on Forage Intended for Seed (Continued)

<b>IF acreage reported as intended to be mechanically harvested for seed is...</b>	<b>AND the producer...</b>	<b>THEN the loss shall be determined based on...</b>
all or part of the acreage intended for mechanical harvest for seed is mechanically harvested for hay	<ul style="list-style-type: none"> <li>• timely files CCC-576 for seed, according to paragraph 401</li> <li>• provides verifiable or reliable production records for seed according to paragraph 322</li> <li>• <b>before</b> harvesting the acreage for hay, establishes representative sample areas according to subparagraph 427 B</li> <li>• within 15 calendar days of placement, informs County Office of the location of the sample areas for appraisal and spot check purposes</li> <li>• at the end of the normal harvest date for seed, and <b>before</b> the first freeze, requests an appraisal of the sample areas be completed</li> </ul>	<p>difference between:</p> <ul style="list-style-type: none"> <li>• expected production for seed (calculated using producer’s approved yield)</li> <li>• the sum of the actual harvested production and appraised seed production.</li> </ul> <p><b>Note:</b> The appraisal of forage for seed <b>must</b> include the establishment of a secure area to determine potential forage production for seed.</p>

--\*

194.5 Mechanically Harvested Forage for Seed Provisions (Continued)

D Determining Loss on Forage Intended for Seed (Continued)

IF acreage reported as intended to be mechanically harvested for seed is...	AND the producer...	THEN the loss shall be determined based on...
<p>abandoned or destroyed (acreage is <b>not</b> mechanically harvested in any manner or grazed)</p>	<ul style="list-style-type: none"> <li>• timely files CCC-576 for seed, according to paragraph 401</li> <li>• <b>before</b> abandoning or destroying the acreage, establishes representative sample areas according to subparagraph 427 B</li> <li>• within 15 calendar days of placement, informs County Office of the location of the sample areas for appraisal and spot check purposes</li> <li>• at the end of the normal harvest date for seed, and <b>before</b> the first freeze, requests an appraisal of the sample areas be completed</li> </ul> <p><b>Note:</b> See subparagraph C for COC responsibilities.</p>	<p>difference between:</p> <ul style="list-style-type: none"> <li>• expected production (calculated using producer’s approved yield)</li> <li>• total appraised production.</li> </ul> <p><b>Note:</b> The appraisal of forage for seed <b>must</b> include the establishment of a secure area to determine potential forage production for seed.</p>
<p>*--for 2007 or prior crop years, grazed--* only (acreage is <b>not</b> mechanically harvested in any manner)</p>	<ul style="list-style-type: none"> <li>• timely files CCC-576 * * *, according to paragraph 401</li> <li>• notifies the administrative County Office of the actual use of the forage when an application for payment is filed</li> </ul>	<p>*--AUD by determining the percent of loss using 1 of the methods provided in subparagraph 195 I for grazed forage.--*</p> <p><b>Note:</b> Losses determined on AUD value will <b>not</b> be used for APH purposes.</p>
<p>*--for 2008 and succeeding crop years, grazed only (acreage is <b>not</b> mechanically harvested in any manner)</p>	<p>timely files CCC-576, according to paragraph 401</p>	<p>provisions in subparagraph E.--*</p>

**\*--194.5 Mechanically Harvested Forage for Seed Provisions (Continued)**

**E Determining Loss on Forage Acreage Intended for Seed That Is Grazed Only**

Alfalfa, alfalfa mixture, and other hay forage acreage certified on FSA-578 as intended to be mechanically harvested for seed, shall **always** be considered mechanically harvested acreage for crop definition purposes regardless of actual method of harvest.

Producers **shall not revise** the certified intended use of acreage reported on FSA-578. However, the actual use of the acreage, such as grazing, abandoned, or destroyed, will impact how a loss is determined on the acreage. See 2-CP for reporting acreage and “intended uses”.--\*



194.5 Mechanically Harvested Forage for Seed Provisions (Continued)

**E Determining Loss on Forage Acreage Intended for Seed That Is Grazed Only (Continued)**

Losses on forage acreage intended to be mechanically harvested for seed, but are grazed **only**, shall be determined according to the following table.

<b>IF the producer...</b>	<b>THEN the loss shall be determined based on...</b>
<p>provides County Office with acceptable and verifiable evidence of <b>both</b> of the following:</p> <ul style="list-style-type: none"> <li>• the acreage for which CCC-576 is filed was planted to the same forage type and intended use for which a loss is being claimed for at least 3 out of 5 years <b>before</b> the year in which a loss is claimed</li> <li>• 1 of the following:                             <ul style="list-style-type: none"> <li>• documentation to show that the producer is a <b>*--</b>licensed producer of certified grass or legume seed and/or plants</li> <li>• copy of a grass or legume seed contract executed <b>on or before</b> the applicable acreage reporting date to produce seed on the forage acreage being claimed, in the year in which the loss is claimed</li> </ul> </li> </ul> <p><b>Note:</b> The grass or legume seed contract shall be with a seed company that is a business enterprise that possesses all licenses for marketing commercial grass or legume seed, as applicable.</p> <ul style="list-style-type: none"> <li>• evidence of grass or legume seed production, as applicable, from the forage acreage being claimed<b>--*</b> for at least 3 of the 5 years <b>before</b> the year in which a loss is being claimed</li> </ul> <p><b>Note:</b> See subparagraph F for acceptable evidence of acreage and seed production.</p>	<p>an appraisal of the specific acreage, provided the producer:</p> <ul style="list-style-type: none"> <li>• timely files CCC-576 for seed, according to paragraph 401</li> <li>• <b>before</b> grazing, establishes representative sample areas according to subparagraph 427 B</li> <li>• within 15 calendar days of placement, informs County Office of the location of the sample areas for appraisal and spot check purposes</li> <li>• at the end of the normal <b>*--</b>harvest date for the grass or legume seed,<b>--*</b> and <b>before</b> the first freeze, requests an appraisal of the sample areas be completed.</li> </ul>

194.5 Mechanically Harvested Forage for Seed Provisions (Continued)

E Determining Loss on Forage Acreage Intended for Seed That Is Grazed Only (Continued)

IF the producer...	THEN the loss shall be determined based on...
<p>does <b>not</b> provide County Office with acceptable and verifiable evidence of both of the following:</p> <ul style="list-style-type: none"> <li>• the acreage for which CCC-576 is filed was planted to the *--same forage type and intended use for grass or legume--* seed which a loss is being claimed for at least 3 out of 5 years <b>before</b> the year in which a loss is claimed</li> <li>• 1 of the following:                             <ul style="list-style-type: none"> <li>• documentation to show that the producer is a licensed *--producer of certified grass or legume seed and/or plants</li> <li>• copy of contract to produce the specific type of grass or legume seed that was entered into <b>on or before</b> the acreage reporting date for the forage acreage being claimed, in the year in which the loss is claimed</li> <li>• evidence of grass or legume seed production, as applicable, from the forage acreage being claimed--* for at least 3 of the 5 years <b>before</b> the year in which a loss is being claimed</li> </ul> </li> </ul> <p><b>Note:</b> See subparagraph F for acceptable evidence of acreage and seed production.</p>	<p>AUD value by determining the percent of loss using 1 of the methods provided in subparagraph 195 I for grazed forage.</p> <p><b>Note:</b> Losses determined on AUD shall <b>not</b> be used for APH purposes.</p>

**\*--194.5 Mechanically Harvested Forage for Seed Provisions (Continued)****F Acceptable Evidence of Acreage and Seed Production**

Acceptable evidence that acreage for which CCC-576 is filed was planted to the same forage type and intended use for which a loss is being claimed includes 1 of the following:

- timely filed and certified FSA-578 for the applicable years
- late-filed and certified FSA-578 for the applicable years, provided **all** the requirements for a late-filed FSA-578 are met according to 2-CP
- certified reports of acreage from crop insurance.

**Important:** COC shall contact crop insurance agent to verify accuracy and authenticity of insurance document **before** accepting documents for NAP purposes.

Acceptable evidence of seed production from the forage acreage for which CCC-576 is filed includes, but is **not** limited to:

- production records determined acceptable for NAP APH purposes
- sales receipts
- custom harvest documents that clearly identify the amount of seed produced from the applicable acreage.

COC shall **not** accept any documentation that does **not** clearly identify the total seed produced or from which acreage the production was obtained.--\*



**195 Grazed Forage Provisions****\*--A General Information**

Grazing is the consumption of forage by livestock. It is possible to estimate the amount of forage available for consumption and therefore provide coverage for losses of the potential forage for grazing.

Alfalfa, alfalfa mixture, and other hay forage acreage certified on FSA-578 as intended to be grazed, shall **always** be considered grazed acreage for crop definition purposes regardless of actual method of harvest.

Producers shall **not** change the certified “intended use” of acreage reported on FSA-578. However, the actual use of the acreage, such as mechanical harvest for seed or forage, and abandoned or destroyed, will impact how a loss is determined on the acreage. See 2-CP for reporting acreage and “intended uses”.

Planting periods for all forage crop types with the intended use of grazing, based on STC determination, may be broken down into either full season or warm and cool season, but **not** both.

STC shall designate grazed forage types in the county as either of the following:

- full season “01”
- cool season “01” and warm season “02”.

**Important:** STC’s shall designate grazed forage types as either full season or warm and cool season, but **not** both.

**Note:** See subparagraph C about establishing warm and cool season forage.--\*

195 **Grazed Forage Provisions (Continued)**

**B Establishing Full Season Forage**

If STC elects to designate grazed forage in a county as “**full season**”, the NCT planting period for forage crops in the county with an intended use of grazing will be “01” regardless of whether the type of forage is considered warm or cool season.

**Example:** Two of the forage types in the county are FTA and BHI. STC has determined that grazed forage in the county is “**full season**”. The following table provides the crop data for each of the “**full season**” forage types with intended uses of forage (FG) and grazing (GZ).

<b>Crop Code</b>	<b>Crop Type</b>	<b>Planting Period Number</b>	<b>Intended Use</b>	<b>Pay Crop</b>	<b>Pay Type</b>
0102	FTA	01	FG	0102	*--001
0102	FTA	01	GZ	0102	002
0102	BHI	01	FG	0102	001
0102	BHI	01	GZ	0102	002--*

195 **Grazed Forage Provisions (Continued)**

**C Establishing Warm and Cool Season Forage**

If STC elects to designate grazed forage types in a county as “**warm season**” and “**cool season**”, STC shall identify “**warm season**” and “**cool season**” forage by assigning a planting period number to each type as follows:

- “01” for cool season forage
- “02” for warm season forage.

**Example:** STC has determined to designate grazed forage types in the State as warm and cool season. Two of the forage types in the State are FTA and BHI. STC designated FTA as a cool season forage and BHI as a warm season forage. The following table provides the crop data based on the STC designations with intended uses of forage (FG) and grazed (GZ).

<b>Crop Code</b>	<b>Crop Type</b>	<b>Planting Period Number</b>	<b>Intended Use</b>	<b>Pay Crop</b>	<b>Pay Type</b>
0102	FTA	01	FG	0102	*--001
0102	FTA	01 (cool)	GZ	0102	002
0102	BHI	01	FG	0102	001
0102	BHI	02 (warm)	GZ	0102	002--*

**Note:** The same crop type and intended use **cannot** be designated as both warm and cool season. For example, FTA with an intended use of grazing **cannot** be designated as cool season and warm season in the same county; it is either warm season or cool season, but **not** both.

If STC elects to designate grazed forage types as warm and cool season, STC shall determine the period during which the particular seasonal vegetation is generally available for consumption, such as when the type of forage normally comes out of dormancy for grazing purposes.

The length of time of the warm and cool season:

- are **not** required to be equal
- combined shall **not** exceed 12 months.

The coverage period for warm and cool season forage shall correspond to STC-established grazing periods.

**Note:** Circumstances may warrant differences in time periods between counties; however, STC shall ensure reasonableness and consistency across the State and with adjoining States to the extent practicable.

195 Grazed Forage Provisions (Continued)

**\*--D Determining Loss for Forage Intended for Grazing**

Alfalfa, alfalfa mixture, and other hay forage acreage certified on FSA-578 as intended to be grazed, shall always be considered grazed acreage for crop definition purposes regardless of actual method of harvest.

The following table provides how a loss shall be determined for forage acreage reported as intended to be grazed, provided all eligibility requirements are met.

**Important:** COC shall ensure that the producer is aware of their responsibilities provided in subparagraphs 194 D, 194.5 C and D, and the following table.

<b>IF acreage reported as intended as grazed is...</b>	<b>AND the producer...</b>	<b>THEN the loss shall be determined based on...</b>
completely grazed (all acreage is grazed with no mechanical harvesting)	<ul style="list-style-type: none"> <li>• timely files CCC-576, according to paragraph 401</li> <li>• provides, at the end of the grazing period, production records of forage for similarly mechanically harvested forage acreage on the farm for which an approved yield has been calculated to determine a forage loss</li> </ul> <p><b>Note:</b> If similar acreage of forage on the farm is <b>not</b> available for which an approved yield has been calculated to determine a forage loss, COC shall use similar farms in the area where approved yields have been calculated for forage to determine a forage loss or, if there are no similar farms, use procedure for 2 independent assessments according to subparagraph 195 J.</p>	a percentage of loss of similarly mechanically harvested forage from forage acreage for which an approved yield has been calculated for forage to determine a forage loss or 2 independent assessments according to subparagraphs I and J as determined by COC applied to the expected AUD. <p><b>Note:</b> See subparagraph E for calculating expected AUD.</p>

--\*



195 Grazed Forage Provisions (Continued)

\*--D Determining Loss for Forage Intended for Grazing (Continued)

IF acreage reported as intended as grazed is...	AND the producer...	THEN the loss shall be determined based on...
<p>grazed and some or all of the acreage is mechanically harvested as forage (<b>not seed</b>)</p>	<ul style="list-style-type: none"> <li>• timely files CCC-576, according to paragraph 401</li> <li>• provides, at the end of the grazing period, production records of forage for similarly mechanically harvested forage acreage on the farm for which an approved yield has been calculated to determine a forage loss</li> </ul> <p><b>Notes:</b> If similar acreage of forage on the farm is <b>not</b> available for which an approved yield has been calculated to determine a forage loss, COC shall use similar farms in the area where approved yields have been calculated for forage to determine a forage loss or, if there are no similar farms, use procedure for 2 independent assessments according to subparagraph 195 J.</p> <p>Any production from intended grazed forage acreage that was mechanically harvested as forage <b>must not</b> be commingled with production from intended mechanically harvested forage acreage. A measurement service request shall be made to keep production separate.</p>	<p>a percentage of loss of similarly mechanically harvested forage from forage acreage for which an approved yield has been calculated for forage to determine a forage loss or 2 independent assessments according to subparagraphs I and J as determined by COC applied to the expected AUD.</p> <p><b>Notes:</b> Forage production from acreage intended as grazed that is commingled with the production of intended mechanically harvested forage acreage shall be considered production to count in determining the loss for the intended mechanically harvested acreage for forage.</p> <p>Forage production from acreage intended as grazed shall <b>not</b> be considered production to count for approved yield purposes.</p>

--\*

195 Grazed Forage Provisions (Continued)

\*--D Determining Loss for Forage Intended for Grazing (Continued)

IF acreage reported as intended as grazed is...	AND the producer...	THEN the loss shall be determined based on...
abandoned or destroyed	<ul style="list-style-type: none"> <li>• timely files CCC-576, according to paragraph 401</li> <li>• provides, at the end of the grazing period, production records of forage for similarly mechanically harvested forage acreage on the farm for which an approved yield has been calculated to determine a forage loss</li> </ul> <p><b>Notes:</b> If similar acreage of forage on the farm is <b>not</b> available for which an approved yield has been calculated to determine a forage loss, COC shall use similar farms in the area where approved yields have been calculated for forage to determine a forage loss or, if there are no similar farms, use procedure for 2 independent assessments according to subparagraph 195 J.</p> <p>The producer <b>must</b> timely notify FSA if harvest as forage or grazing of the forage acreage occurs <b>after</b> filing CCC-576 because of vegetative rejuvenation.</p>	a percentage of loss of similarly mechanically harvested forage from forage acreage for which an approved yield has been calculated for forage to determine a forage loss or 2 independent assessments according to subparagraphs I and J as determined by COC applied to the expected AUD.

--\*

195 Grazed Forage Provisions (Continued)

\*--D Determining Loss for Forage Intended for Grazing (Continued)

IF acreage reported as intended as grazed is...	AND the producer...	THEN the loss shall be determined based on...
<p>mechanically harvested for forage or seed (no grazing occurs)</p>	<ul style="list-style-type: none"> <li>• timely files CCC-576, according to paragraph 401</li> <li>• provides, at the end of the grazing period, production records of forage for similarly mechanically harvested forage acreage on the farm for which an approved yield has been calculated to determine a forage loss</li> </ul> <p><b>Notes:</b> If similar acreage of forage on the farm is <b>not</b> available for which an approved yield has been calculated to determine a forage loss, COC shall use similar farms in the area where approved yields have been calculated for forage to determine a forage loss or, if there are no similar farms, use procedure for 2 independent assessments according to subparagraph 195 J.</p> <p>Any production from intended grazed forage acreage that was mechanically harvested as forage or seed <b>must not</b> be commingled with production from intended mechanically harvested forage or seed acreage. A measurement service request shall be made to keep production separate.</p>	<p>a percentage of loss of similarly mechanically harvested forage from forage acreage for which an approved yield has been calculated for forage to determine a forage loss or 2 independent assessments according to subparagraphs I and J as determined by COC applied to the expected AUD.</p> <p><b>Notes:</b> Forage production from acreage intended as grazed that is commingled with the production of intended mechanically harvested forage or seed acreage shall be considered production to count in determining the loss for mechanically harvested acreage for forage or seed.</p> <p>Forage production from acreage intended as grazed shall <b>not</b> be considered production to count for approved yield purposes.</p>

--\*

195 Grazed Forage Provisions (Continued)

**E Calculating Expected AUD**

Grazing is the consumption of forage by livestock. It is possible to estimate the amount of forage available for consumption and; therefore, provide coverage for losses of the potential forage for grazing.

A separate expected AUD is calculated for **each** specific crop, type, and practice based on the STC-established carrying capacity for the specific crop, type, and practice.

**Note:** See paragraph 107.5 for determining carrying capacities.

\*--To calculate expected AUD for privately owned/leased land, follow these steps.--\*

Step	Action	Result
1	Determine the producer's acreage by crop, type, and practice with the same carrying capacity and grazing days.	Producer's total unit acreage for the specific crop, type, and practice with the same carrying capacity.
2	Divide the result of step 1 by the STC-established carrying capacity for the applicable acreage. Round to 4 decimal places.	Number of acres per AU needed for the applicable acreage.
3	Multiply the result of step 2 times the number of days in the grazing period.	Expected AUD.

**Notes:** Expected AUD is calculated on CCC-576C.

\*--Expected AUD calculated in this table does **not** include any AUD calculations applicable to State-, Federal-, and BIA-owned land, or AUD adjustments that may--\* be applicable according to subparagraphs F, G, and H.

When calculating expected AUD for acreage physically located in a different county, COC shall use the carrying capacity established for the physical location of the acreage.

\*--State-, Federal-, and BIA-owned land provides for an allotted number of AU's or AUM's that can be grazed for an established period of time. DAFP has determined that:

- the recommended AU's or AUM's that are stated on the permit shall be used for those NAP units
- NAP benefits will be reduced by the dollar amount the producer does **not** pay in cases of non-use of permit or reduced AUM's on the permit.

**Note:** If the producer paid for the total permitted animals, no payment reduction is required.--\*

## 195 Grazed Forage Provisions (Continued)

**\*--E Calculating Expected AUD (Continued)**

Some type of manual adjustment is required for some leases for the NAP Application for Payment software to properly calculate a payment because NCT does not provide a sufficient range of carrying capacities needed to accommodate every livestock operation in every county in every respective State and/or county. The following types of leases/permits may require an adjustment:

- Native American Tribal permits
- FS
- BIA
- BLM
- State
- private land.

Permits usually provide the number of AU's or AUM's; however, based on the limited number of NCT carrying capacities in the automated system, NAP payments may not be calculated correctly. Therefore, adjustments may need to be made to the number of reported acres **before** loading the acres in the web based NAP Application for Payment software to ensure that payments are calculated correctly based on the number of AU's, as provided for in the permits/leases. The NAP Application for Payment software does not provide the flexibility to enter different grazing periods for the same carrying capacity.

An Excel "NAP Grass for Grazing Worksheet" has been developed for use by State and County Offices with, Federal-, State-, and BIA-owned land for calculating the acres to enter in the NAP Application for Payment software to ensure that livestock producers are not over or under paid for their grazing losses for permits and leases providing the number of AU's or AUM's that can be grazed. DAFP has determined that the "NAP Grass for Grazing Worksheet" **shall be used by all State and County Offices** with State-, Federal-, and BIA-owned land for calculating the acres to enter in the NAP Application for Payment software.

Instructions for accessing completing the "NAP Grass for Grazing Worksheet" are in Exhibit 21 with calculation examples in Exhibit 22.--\*



## 195 Grazed Forage Provisions (Continued)

**\*--F AUD Adjustments for Forage Management and Maintenance Practices**

COC may increase a producer's calculated expected AUD, provided **all** the following are met:

- producer requests an increase in AUD
- adequate and verifiable evidence provided by the producer, as determined by COC, shows that the producer has undertaken 1 or more of the following supplementary pasture and range maintenance practices **beyond** the generally recognized practices:
  - seed/fertilizer applications
  - rotation, creep, strip, deferred rotation, or intensive grazing
  - drainage improvements
  - mechanical land treatment

**Note:** Brush control, weed control, and insect control such as grasshopper and Mormon cricket control are considered normal good farming practice measures, **not** supplementary pasture and range management practices **beyond** the generally recognized practices that would allow for a higher AUD.

- the supplementary pasture and range maintenance practices undertaken were **not** considered by STC when it established the carrying capacity for the crop, type, and practice
- STC authorizes the adjustment.

If **all** of these requirements are met, COC may increase the producer's expected AUD by:

- 3 percent when **both** of the following are met:
  - at least 1 supplementary pasture and range maintenance practice was completed at least 1 time in the previous 3 crop years
  - the supplementary pasture and range maintenance practice is expected to have a positive impact on the carrying capacity for the current crop year
- 5 percent when **both** of the following are met:
  - at least 2 supplementary pasture and range maintenance practices were completed at least 1 time in the previous 3 crop years
  - the supplementary pasture and range maintenance practices are expected to have a positive impact on the carrying capacity for the current crop.--\*

## 195 Grazed Forage Provisions (Continued)

**\*--G AUD Adjustments Based on History of Carrying Capacity**

COC may increase a producer's calculated expected AUD, provided **all** the following are met:

- producer requests an increase in AUD
- adequate and verifiable evidence provided by the producer, as determined by COC, shows that the specific acreage has supported a number of animal units greater than the carrying capacity established by STC in at least 3 of the last 5 crop years
- the additional animal units were supported by **only** the forage on the acreage, and **not** by extemporaneous factors, such as supplemental feeding, livestock rotation, supplementary pasture or range maintenance practices, or other similar factors
- STC authorizes the adjustment.

If **all** these requirements are met, COC may increase the producer's expected AUD by up to 25 percent.

Increases in expected AUD of 25 percent or more **must** be approved by the National Office Livestock Assistance Program Manager. For increases of 25 percent or more, STC shall submit request to National Office Livestock Assistance Program Manager. Requests shall be FAXed to 202-690-2130, and **must** include **all** of the following:

- unadjusted and adjusted expected AUD
- number, type, and practice of forage acres impacted
- calculated payments for the unit on unadjusted and adjusted AUD
- copy of verifiable evidence submitted by producer
- copy of data STC used to establish carrying capacity for applicable acreage.--\*



195 **Grazed Forage Provisions (Continued)**

**H Assigning AUD**

Acreage leases, rental agreements, or permits with grazing arrangements, may specify the stocking rate and grazing days for specific acreage. The specified stocking rate and grazing days may **not** be consistent with the STC-established carrying capacity.

On review of the acreage lease, rental agreement, or permit, and a determination that the specified stocking rate or grazing days is **not** consistent with the STC-established carrying capacity, COC shall assign the difference in calculated AUD.

Conversions for different units, such as AUM, may be necessary to properly calculate the assigned production. Use conversion procedures generally accepted by CSREES, NRCS, Forest Service, BLM, and forage specialists.

This procedure applies **only** to a reduction of AUD. See subparagraphs F and G for adjustment to AUD for management and maintenance practices and production.

**Examples:** The following is applicable to all 3 examples:

- unit acres: 800
- STC-established carry capacity: 10 acres/animal unit, 290 grazing days
- AUD calculated on the basis of STC-established carrying capacity: 23,200 AUD.

Example	Lease Requirements		Calculations
	Acres/Animal Units	Days	
1	14	290	800 ÷ 14 x 290 = 16,571 AUD 23,200 - 16,571 = 6,629 Assigned AUD Note difference in <b>acres only</b> .
2	14	250	800 ÷ 14 x 250 = 14,286 AUD *--23,200 - 14,286 = 8,914 Assigned AUD Note difference in both <b>acres and grazing days</b> .
3	10	250	800 ÷ 10 x 250 = 20,000 AUD 23,200 - 20,000 = 3,200 assigned AUD--* Note difference in <b>grazing days only</b> .

195 Grazed Forage Provisions (Continued)

**\*--I Establishing Grazing Loss**

COC shall, with STC concurrence, establish the grazing loss percentage on grazed forage acreage according to the following table.

<b>IF...</b>	<b>THEN the loss shall be determined based on...</b>
<p>the producer has similar forage acreage on the same farm that was mechanically harvested as forage for which an approved yield has been calculated to determine loss under NAP for the acreage mechanically harvested as forage</p> <p><b>Important:</b> Similar forage acreage means a similar crop, type, and practice with similar soil types, slope, and elevation that was managed in a similar manner and suffered a similar loss.</p> <p>If either of the following apply, the percentage loss of the acreage mechanically harvested as forage on the producer’s farm shall <b>not</b> be used as similar acreage:</p> <ul style="list-style-type: none"> <li>• perils that impacted the grazing acres were different than the perils that impacted the acreage mechanically harvested as forage on the producer’s farm</li> <li>• disaster conditions that impacted the mechanically harvested acreage improved or worsened after the acreage was mechanically harvested as forage.</li> </ul>	<p>the percentage loss of the similar forage acreage on the producer’s farm that was mechanically harvested as forage.</p>

--\*

195 Grazed Forage Provisions (Continued)

\*--I Establishing Grazing Loss (Continued)

IF...	THEN the loss shall be determined based on...
<p>the producer does <b>not</b> have similar forage acreage on the same farm that was mechanically harvested as forage for which an approved yield has been calculated to determine loss under NAP, but there are similar farms in the area that have similar forage acreage that was mechanically harvested as forage for which an approved yield has been calculated to determine loss under NAP</p> <p><b>Important:</b> Similar forage acreage means a similar crop, type, and practice with similar soil types, slope, and elevation that was managed in a similar manner and suffered a similar loss.</p> <p>If either of the following apply, the percentage loss of the acreage mechanically harvested as forage on similar farms in the area shall <b>not</b> be used as similar acreage:</p> <ul style="list-style-type: none"> <li>• perils that impacted the grazing acres were different that the perils that impacted the acreage mechanically harvested as forage</li> <li>• disaster conditions that impacted the acreage mechanically harvested as forage improved or worsened after the acreage was mechanically harvested as forage.</li> </ul>	<p>the percentage loss of the similar forage acreage from similar farms in the area that was mechanically harvested as forage.</p>
<p>there is no similar forage acreage on the same farm, or similar farms in the area, that was mechanically harvested as forage for which an approved yield has been calculated to determine loss under NAP for the acreage mechanically harvested as forage</p>	<ul style="list-style-type: none"> <li>• the percentage of loss as determined by 2 independent assessments, according to subparagraph J</li> <li>• STC concurrence with loss determination.</li> </ul>

--\*

## 195 Grazed Forage Provisions (Continued)

**\*--I Establishing Grazing Loss (Continued)**

COC shall complete determinations of loss for different forage (annual versus perennial, etc.), using similar mechanically harvested losses or independent assessments of forage conditions, when natural disaster events do **not** consistently impact all forage acreage. Where grazed forage consists of both annual and perennial vegetation and 1 suffers damage apart from the other, COC shall determine loss for the impacted vegetation separately. COC shall determine expected AUD on the basis of the carrying capacity and calculate AUD loss based on determined percentage of loss. COC shall summarize forage losses to determine overall AUD losses.

STC shall ensure that:

- an effective and cooperative working relationship with other Federal and State agencies and institutions is maintained at both the State and county level
- each County Office has access to sources that can provide 2 independent assessments of the grazed forage acreage conditions in the area that meet the requirements in subparagraph J
- 2 independent assessments meeting the requirements of subparagraph J are obtained by COC when there is no similar mechanically harvested acreage for forage on the farm or similar farms in the area for which an approved yield has been calculated to determine loss under NAP
- all independent assessments are:
  - documented according to subparagraph J and attached to the COC meeting executive minutes
  - performed by forage specialists **not** having a financial interest in the outcome of the assessment
- the percentage of loss determined by COC, based on 2 independent assessments from forage specialists, accurately reflects the loss of grazing potential in the area by:
  - reviewing COC determination of loss on grazed forage acreage when percent of loss is based on 2 independent assessments
  - thoroughly documenting review of COC determination and 2 independent assessments in STC meeting executive minutes.--\*

195 Grazed Forage Provisions (Continued)

\*--I Establishing Grazing Loss (Continued)

If STC:

- concurs with COC determination of percentage of loss on grazed forage acreage, notify COC of review and concurrence
  
- does **not** concur with COC determination:
  - remand determination to COC
  - clearly identify reasons for non-concurrence
  - instruct COC on how to determine loss percentage.

State Office shall review **all** COC determinations about establishment of grazing losses to ensure that the proper method was used to determine the loss percentage.--\*

## 195 Grazed Forage Provisions (Continued)

**\*--J Independent Assessments of Grazed Forage Acreage Conditions**

When there is no similar forage acreage on the same farm or similar farms in the area for which an approved yield has been calculated to determine loss under NAP, obtaining 2 independent assessments of the grazed forage acreage conditions is the **only** authorized method for determining a percentage of grazing loss in the area.

Both the independent assessments and the loss percentage established, based on the independent assessments, are applicable to all similarly situated producers. Therefore, neither the independent assessments nor the loss percentage established based on the independent assessments are appealable.

FSA has **no** authority to establish a grazing loss by any means other than the options provided in subparagraph I. Accordingly, if there is no similar acreage mechanically harvested as forage on the farm or similar farms in the area for which an approved yield was calculated to determine loss under NAP, and 2 independent assessments of the grazed forage acreage conditions in the area are **not** obtained:

- FSA will **not** be able to determine a percentage grazing loss in the area
- producers in the area will **not** be eligible for NAP benefits on grazed forage.--\*

To be acceptable, **each** of the 2 independent assessments:

- **must** be completed by forage specialists having no financial interest in the outcome of the assessment from 1 of the following:
  - Federal, State, or local Government agency, such as NRCS, BLM, CSREES or State Land Departments
  - educational institutions, such as State land grant colleges
  - private organizations--\*

## 195 Grazed Forage Provisions (Continued)

**\*--J Independent Assessments of Grazed Forage Acreage Conditions (Continued)**

- should include, at a minimum, both of the following:
  - identification of the assessor, such as name, address, telephone number, and affiliated institution, agency, or company
  - statement or chronological narration of the basis for the assessor's determinations, including statements or chronologies addressing spontaneous or progressive changes in grazing conditions.

Assessments of grazed forage acreage conditions completed by anyone other than a forage specialist **not** having a financial interest in the outcome of the assessment shall **not** be:

- accepted by FSA
- used to determine a percentage of grazing loss in the area.

The following do **not** meet the requirements of an independent assessment for NAP purposes and shall **not** be used to establish a percentage of grazing loss in the area:

- assessments completed by anyone who is **not** a forage specialist
- assessments completed by anyone who has a financial interest in the outcome of the assessment, including anyone who was paid to complete the assessment
- opinions and input from a group of representatives from agencies or institutions that may have some knowledge of the grazing conditions in the area
- assessments that do **not** meet the minimum level of documentation to support the assessment, including attaching assessments to COC executive minutes
- 1 assessor agreeing with the assessment completed by another assessor without conducting their own assessment.--\*

## 195 Grazed Forage Provisions (Continued)

**K Establishing an Area**

When there is no similar mechanically harvested forage acreage on the farm and no similar farms in the area with similar forage acreage that was mechanically harvested as forage for which an approved yield was calculated to determine loss under NAP, the percentage of grazing loss **must** be determined by obtaining 2 independent assessments of the grazed forage acreage conditions in the area.

\*--STC or COC may establish any of the following as an area for which the 2 independent--\* assessments **must** be completed:

- entire county
- any part of a county that can clearly be delineated on a map, such as township boundaries, roads, rivers, or streams

**Note:** More than 1 part of a county may be established as an area; however, 2 independent assessments **must** be completed for each separate area.

- \*--multiple counties within a State with similar forage types, soil types, topography, stocking rates, etc.

**Note:** COC authority is limited to those counties for which COC has decision making authority.

STC or COC shall **not** establish any of the following as an area for which the 2 independent assessments **must** be completed:

- individual producer's farms or portion of their farms
- only the acreage impacted by a natural disaster.

**Example 1:** Some acreage in a county was burned by fire. STC or COC shall **not** establish the area for which the 2 independent assessments **must** be completed to be the burned acreage **only**.

**Example 2:** Some acreage in a county was flooded by a rainstorm. STC or COC shall **not** establish the area for which the 2 independent assessments **must** be completed to be the flooded acreage **only**.

**Example 3:** STC or COC shall **not** establish the area for which the 2 independent--\* assessments **must** be completed to be only the farm or portion of a farm of an individual producer.



**196 Small Grain Forage****A Definition of Small Grain Forage**

\*--Small grain forage is a stand of pure wheat, barley, oats, triticale, or rye intended for forage for animal consumption.--\*

Small grain commodities intended as forage shall be considered crops separate and distinct from any other forage commodities and other intended uses of the small grain commodity.

Small grains may be produced for different intended uses, that is, forage (mechanical harvest and grazing) and grain from the same planting. In this situation, the small grain acreage may be recognized as 2 separate crops.

**Example:** Small grain on the same acreage intended for:

- grain for crop insurance or NAP purposes if not considered insurable
- forage for NAP purposes.

**Note:** When CAT is not available for the grain, the forage and grain may each be eligible for NAP coverage as separate crops if all other eligibility requirements are met.

**196 Small Grain Forage (Continued)****A Definition of Small Grain Forage (Continued)**

Producers may have different share arrangements for the forage and grain crops.

Unlike other forage, small grain forage will not be considered a separate crop on the basis of mechanical harvest and grazed acreage, or warm and cool season. COC shall consider all acreage of the specific small grain intended for forage as a single crop. Small grain forage may not be broken as a crop based on the particular season of use, such as fall/winter, spring, or full season.

**B Mechanically Harvested Small Grain**

Small grain forage acreage intended to be mechanically harvested for animal consumption that is:

- both mechanically harvested **and** grazed will be considered mechanically harvested forage acreage

**Note:** An appraisal must be completed before any grazing whether before or after mechanically harvesting. See appraisal requirements in paragraph 427.

- completely grazed will be considered mechanically harvested acreage.

**Note:** Production will be computed on an AUD basis and extended to dollars.

**C Grazed Small Grain**

Small grain forage acreage intended to be grazed will always be considered grazed acreage regardless of actual harvest method.

**\*--Note:** See grazing loss determinations in subparagraph 195 I.--\*

**196 Small Grain Forage (Continued)****D Small Grain Acreage Eligibility**

Small grain crop acreage eligible for NAP assistance for forage losses includes acreage planted and reported to FSA according to paragraph 151 as intended for forage production.

Small grain interseeded with an existing stand of grass or legume is not considered small grain forage. The acreage may be eligible under the standard forage procedure provided in this part.

COC shall consider the following in all determinations of small grain forage eligibility.

- **Water source.** Water must be available for use by the livestock during the grazing period. Producers must have an established water source, such as pond, municipal water supply, etc., or the capability to support the water requirements of the livestock during the grazing period.
- **Fertilization.** Higher fertilization requirements are necessary when the small grain crop is intended for both forage and grain.
- **Fencing.** Permanent or temporary fencing must exist or be available.

COC will not approve small grain forage eligibility when questions of adequate water, fertilization, or fencing exist.

Small grain crop acreage ineligible for NAP assistance for forage losses includes:

- small grain crop acreage planted and reported without an intent of forage production (intended only for grain production)
- crop residues
- volunteer stands of small grain.

**196 Small Grain Forage (Continued)****E Final Planting Dates**

COC shall establish an appropriate final planting date on the basis of the intended harvest method, such as mechanical or grazed, and season of use, such as fall/winter, spring, or full season. The final planting date must reflect the latest date the small grain forage can be planted to reasonably expect to achieve 100 percent of the expected yield or carrying capacity.

**Example:** The final planting date for fall/winter and full season small grains grazing or forage has been established as September 1 to ensure that the carrying capacity for grazing or expected yield for forage will be met. The final planting date for spring small grains grazing or forage and intended for grain has been established as October 15 to ensure that the carrying capacity for grazing or expected yields for forage and grain will be met.

**Note:** There shall only be 2 final planting dates established for small grain forage.

**197 NAP Coverage and RMA PRF Pilot Insurance Program Coverage****A Background**

\*--In 2008 RMA began offering, in selected States and counties, a RI-PRF and/or VI-PRF policy to provide producers the ability to purchase insurance for losses of forage produced--\* for grazing or mechanically harvested for hay. PRF does not offer coverage for forage seed. CAT coverage is not available under the pilot PRF programs.

Section 196(a)(2)(A) of the 1996 Act provides that commercial crops or other agricultural commodities, except livestock, that is produced for food or fiber for which CAT coverage is **not** available through RMA shall be an eligible crop under NAP. NAP currently provides benefits for forage crop losses; therefore, NAP will continue to be available to producers in those counties covered by pilot PRF programs.

\* \* \* Section 196(h)(3) of the 1996 Act provides that producers who are eligible to receive benefits under NAP, and are also eligible to receive assistance for the same loss under any other program administered by the Secretary shall be required to elect whether to receive benefits under NAP or under the other program, but not both. Payments for the same loss, under the statute, would be payments for which there is any duplicate coverage whatsoever, such that it would cover all or part of the same period on all or part of the same acres.

**Note:** A producer under the PRF programs is not required to insure all acres; however, all \*--acres are covered under NAP.--\*

## 197 NAP Coverage and RMA PRF Pilot Insurance Program Coverage (Continued)

**\*--B RMA RI-PRF Pilot Program**

Between the years 2008 through 2010, RMA offered a RI-PRF policy to producers in select States to only cover losses because of drought. Losses were calculated using a deviation from the historical average index, as determined by RMA for a specific time period selected by the producer. Because RI-PRF does not cover all perils, NAP was made available to producers on the same acres covered by RI-PRF to provide coverage for losses resulting from other eligible NAP conditions, such as flood, fire, and freeze.

For 2008 through 2010, a producer could obtain both a RI-PRF policy and NAP coverage on the same acres with the **same intended use** because the RI-PRF policy was limited to drought as a cause of loss and did not cover all perils. However, if the producer earned an indemnity payment under the RI-PRF policy for a **specific intended use**, then the producer was ineligible for a NAP payment on any of the acres covered by NAP for the **same intended use** on that unit.

A producer with an RMA RI-PRF policy:--\*

- insures acres on a grid basis (12 x 12 mile grid), not a county or unit basis
- is not required to insure all insurable forage acres associated with the grid; however, the insured acreage cannot exceed the total number of grazing or haying acres operated
- must select at least two, 2-month time periods (called index intervals) in which acreage is insured for which precipitation is important to the growth and production of the insured's forage species
- does not have to identify the specific location of the acreage within a grid that is insured.

**Note:** Producers are required to identify a reference point for the insured acreage within the applicable grids.

\*--Further analysis was conducted to determine whether RI-PRF pilot policies cover the same crop losses as are covered under NAP. RI-PRF losses are determined based on a lack of rainfall, measured by a reduction in moisture from the norm. NAP covers production losses; therefore, RI-PRF pilot policies and NAP do not cover the same crop losses on the same acres for the same intended use.--\*

197 NAP Coverage and RMA PRF Pilot Insurance Program Coverage (Continued)

**\*--B RMA RI-PRF Pilot Program (Continued)**

For 2011 and subsequent years, a producer that purchases a RI-PRF policy and NAP coverage on the same acres for the **same intended use** still remains eligible to earn a PRF indemnity payment and NAP payment on the same acres for the **same intended use**.--\*

\* \* \*

**C County Office Action When a Producer Requests NAP Coverage in a County Eligible \*--for RMA RI-PRF Pilot Program for 2008 Through 2010 Only**

For 2008 through 2010, County Offices shall follow the steps in this table when a producer requests NAP in an area where the RI-PRF Pilot Program is offered. The table references forage acreage intended for grazing; however, the same steps and provisions apply when the acreage is intended for mechanically harvested forage.

Step	Action				
1	A producer visits a County Office to obtain NAP coverage for acreage intended for grazing. The acreage is located in an area where the RI-PRF Pilot Program is offered.				
2	County Office determines if the producer has purchased a RI-PRF policy on any of the forage acres intended for grazing.				
3	<table border="1"> <thead> <tr> <th data-bbox="380 1020 704 1058">IF the producer has...</th> <th data-bbox="704 1020 1482 1058">THEN County Office informs the producer that...</th> </tr> </thead> <tbody> <tr> <td data-bbox="380 1058 704 1470"> <p><b>not</b> purchased a RI-PRF policy for any of the grazing acres for any interval and grid in the NAP unit</p> </td> <td data-bbox="704 1058 1482 1470"> <ul style="list-style-type: none"> <li>• he/she may obtain NAP coverage on his forage acreage intended for grazing</li> <li>• he/she will be <b>ineligible</b> for NAP benefits if he/she does obtain a RI-PRF policy on any of his forage acreage in the unit intended for grazing and earns an indemnity payment under the RI-PRF policy</li> <li>• the same provisions apply to his/her forage acreage intended to be mechanically harvested forage if he/she obtains a RI-PRF policy.</li> </ul> </td> </tr> </tbody> </table>	IF the producer has...	THEN County Office informs the producer that...	<p><b>not</b> purchased a RI-PRF policy for any of the grazing acres for any interval and grid in the NAP unit</p>	<ul style="list-style-type: none"> <li>• he/she may obtain NAP coverage on his forage acreage intended for grazing</li> <li>• he/she will be <b>ineligible</b> for NAP benefits if he/she does obtain a RI-PRF policy on any of his forage acreage in the unit intended for grazing and earns an indemnity payment under the RI-PRF policy</li> <li>• the same provisions apply to his/her forage acreage intended to be mechanically harvested forage if he/she obtains a RI-PRF policy.</li> </ul>
IF the producer has...	THEN County Office informs the producer that...				
<p><b>not</b> purchased a RI-PRF policy for any of the grazing acres for any interval and grid in the NAP unit</p>	<ul style="list-style-type: none"> <li>• he/she may obtain NAP coverage on his forage acreage intended for grazing</li> <li>• he/she will be <b>ineligible</b> for NAP benefits if he/she does obtain a RI-PRF policy on any of his forage acreage in the unit intended for grazing and earns an indemnity payment under the RI-PRF policy</li> <li>• the same provisions apply to his/her forage acreage intended to be mechanically harvested forage if he/she obtains a RI-PRF policy.</li> </ul>				

--\*

197 NAP Coverage and RMA PRF Pilot Insurance Program Coverage (Continued)

**C County Office Action When a Producer Requests NAP Coverage in a County Eligible  
\*--for RMA RI-PRF Pilot Program for 2008 Through 2010 Only (Continued)**

Step	Action	
3 (Cntd)	<p><b>IF the producer has...</b></p> <p>purchased a RI-PRF policy for any of the grazing acres for any interval and grid in the NAP unit</p>	<p><b>THEN County Office informs the producer that...</b></p> <ul style="list-style-type: none"> <li>• the only peril covered by the RI-PRF policy is the reduction of precipitation from the historical average index</li> <li>• he/she may obtain NAP coverage on the same acreage intended for grazing for losses because of other perils such as fire, flood, and freeze</li> <li>• he/she will not be eligible for any NAP benefit on any of the forage acreage intended for grazing in the unit if he/she earns an indemnity payment under the RI-PRF policy regardless of whether all acres are covered under the RI-PRF policy</li> <li>• the same provisions apply to his/her forage acreage intended for forage that is covered by a RI-PRF policy.</li> </ul> <p><b>Exception:</b> For 2008, 2009, and/or 2010, County Offices are authorized to issue NAP payments to producers who timely:</p> <ul style="list-style-type: none"> <li>• obtained an RI-PRF policy and NAP coverage on the same acreage for the same intended use</li> <li>• file a 2008, 2009, or 2010 notice of loss (CCC-576) and does either of the following:                             <ul style="list-style-type: none"> <li>• timely filed a 2008, 2009, or 2010 application for payment (CCC-576) for the same crop and intended use covered by their RI-PRF policy</li> <li>• files or has filed a late-filed application for payment (CCC-576) for the same crop and intended use covered by their RI-PRF policy</li> </ul> </li> </ul> <p><b>Note:</b> Applications for coverage and late-filed notices of loss (CCC-576's) will not be accepted for 2008, 2009, or 2010.</p> <ul style="list-style-type: none"> <li>• met all other eligibility requirements of 1-NAP.</li> </ul>

--\*

## 197 NAP Coverage and RMA PRF Pilot Insurance Program Coverage (Continued)

**\*--D RMA VI-PRF Pilot Program**

The VI-PRF policy covers multiple perils and is based upon a measure of vegetation greenness that correlates to forage condition and productive capacity. For 2008 through 2010, a producer whose crop was eligible for VI-PRF was required to elect either VI-PRF policy or NAP coverage by intended use, but not both, because the same perils were covered by both products.

For 2008 through 2010, producers were required to make the election between obtaining NAP coverage or a VI-PRF policy by the earlier of the application closing date for NAP or the sales closing date for VI-PRF. Purchasing the VI-PRF policy was considered an election by the producer.

**Note:** For 2008 through 2010, producers could obtain NAP coverage on forage acreage intended for grazing and a VI-PRF policy on forage acreage intended for mechanical harvest, or vice versa, because they were considered separate crops by both RMA and NAP.

For 2008 through 2010, a producer with NAP must have covered all acreage of the forage species with the same intended use, in the producer's unit for all perils.--\*

A producer with a VI-PRF policy:

- insures acres on a grid basis (approximately 4.8 x 4.8 mile grid), not a county or unit basis
- is not required to insure all insurable forage acres associated with the grid; however, the insured acreage cannot exceed the total number of grazing or haying acres they operate
- must select one or more 3-month time periods (called index intervals) in which acreage is insured that represent a producer's forage species production or utilization
- does not have to identify the specific location of the acreage within a grid that is insured.

**Note:** Producers are required to identify a reference point for the insured acreage within the applicable grids.

\*--Further analysis was conducted to determine whether VI-PRF pilot policies cover the same crop losses as are covered under NAP. VI-PRF losses are a measure of vegetation greenness against the norm used to estimate plant condition and not a direct measure of production. NAP covers production losses; therefore, VI-PRF pilot policies and NAP do not cover the same crop losses on the same acres for the same intended use.

For 2011 and subsequent years, a producer that purchases a VI-PRF policy and NAP coverage on the same acres for the **same intended use** still remains eligible to earn a PRF indemnity payment and NAP payment on the same acres for the **same intended use**.--\*



197 NAP Coverage and RMA PRF Pilot Insurance Program Coverage (Continued)

**E County Office Action When a Producer Requests NAP Coverage in a County Eligible  
\*--for RMA VI-PRF Pilot Program for 2008 Through 2010 Only**

For 2008 through 2010, County Offices shall follow the steps in this table when a producer requests NAP in an area where the VI-PRF Pilot Program is offered. The table references forage acreage intended for grazing; however, the same steps and provisions apply when the acreage is intended for mechanically harvested forage.

Step	Action	
1	A producer visits a County Office to obtain NAP coverage for acreage intended for grazing. The acreage is located in an area where the VI-PRF Pilot Program is offered.	
2	County Office determines if the producer has purchased a VI-PRF policy on any of the forage acres intended for grazing.	
3	<p><b>IF the producer has...</b></p> <p>purchased a VI-PRF policy for any of the grazing acres for any interval and grid in the NAP unit</p> <p><b>not</b> purchased a VI-PRF policy for any of the grazing acres for any interval and grid in the NAP unit</p>	<p><b>THEN County Office informs the producer that he/she...</b></p> <ul style="list-style-type: none"> <li>• is <b>not</b> eligible to participate in NAP on any of the forage acreage intended for grazing</li> <li>• may obtain NAP coverage on his/her forage acreage intended for mechanically harvested forage, provided he/she will not obtain a VI-PRF policy on these acres.</li> <li>• may obtain NAP coverage on his/her forage acreage intended for grazing provided he/she will not obtain a VI-PRF policy on these acres</li> <li>• will be <b>ineligible</b> for NAP benefits if he/she does obtain a VI-PRF policy on any of his/her forage acreage in the unit intended for grazing</li> <li>• may obtain NAP coverage on his/her forage acreage intended for mechanically harvested forage, provided he/she will not obtain a VI-PRF policy on these acres.</li> </ul>

--\*

**\*--198 Multiple Marketed Crops****A Definition**

Multiple market crops are brought to 1 market where the production is split into fresh, processed, and if applicable, juice sales with separate prices for each use.

The county expected yield for multiple marketed crops is based on **crop and type** instead of crop/type/intended use.

**B Multiple Market Crops List**

The following are identified as multiple market crops. If STC's feel that they have crops that meet the same criteria but are **not** included in the list, they should contact the National Office and provide the names of crops (as listed in 2-CP) to be added:

- sweet potatoes
- APH-based perennial tree fruit crops including but not limited to:
  - apples
  - apricots
  - bananas
  - cherries
  - grapefruit
  - (grapes are excluded)
  - lemons
  - limes
  - oranges, including mandarin
  - peaches
  - pears
  - plums
  - prunes
  - tangelos
  - tangerines.--\*

**199 (Reserved)**

## \*--Section 3 Tropical Region Provisions

**200 Coverage for Tropical Regions****A Introduction**

Because of the unique growing climate, agricultural producers in tropical regions typically plant annual crops in a continuous, year-round planting and harvesting cycle. Before amendment 27, each planting was considered a separate crop requiring established planting periods, separate applications for coverage and service fees, and separate records for planting and harvesting. The reporting of numerous planting periods imposes an undue burden on producers in the tropical regions. Accordingly, procedure has been modified to eliminate multiple planting periods in the tropical region and makes other modifications as necessary to implement a single planting period policy for the tropical region.

**B Tropical Region**

[7 CFR §1437.501] Tropical region is land south of the Tropic of Cancer (23.5 degrees north latitude) and, for the purposes of this program, shall include Hawaii, Puerto Rico, American Samoa, Guam, the U.S. Virgin Islands, and the former Trust Territory of the Pacific Islands (the Commonwealth of Northern Mariana Islands, the Republic of the Marshall Islands, the Federated States of Micronesia, and the Republic of Palau).

**201 Tropical Region Eligibility****A Applicability**

Beginning with the 2006 crop year, assistance for loss on eligible crops in the tropical region will be determined, according to the procedure in this section. All other procedure remains applicable for the administration of NAP in the tropical region.

**B Covered Crops**

Covered tropical crops are those in the ground on or after January 1 through December 31, of each year (beginning in 2006 through subsequent years), which include:

- annual crops, where all plantings of the same crop are planted during the crop year
- perennial or biennial crops, where all acreage of the crop is existing during the crop year.

**Note:** There is no change to value-loss crops under this section. County offices shall continue to follow value-loss procedure, according to paragraph 181.--\*

**201 Tropical Region Eligibility (Continued)**

**C Crop Year**

[7 CFR 1437.502] The crop year for all covered crops and commodities, is the calendar year (January 1 through December 31).

**D Application Closing Date**

[7 CFR 1437.502] The application closing date for all crops is December 1 of the calendar year before the applicable crop year.

**E Multiple Planting Periods**

Multiple planting periods and final planting and harvesting dates are not applicable for covered tropical crops.

**F Service Fees**

\*--A service fee of \$250, according to paragraph 24, is required for coverage on:--\*

- annual crops, for all plantings of the same crop planted during the crop year
- perennial and/or biennial crops, for all acreage of the crop existing during the crop year.

**G Coverage Period**

[7 CFR 1437.502] The coverage period for all crops and commodities begins the later of January 1 or the date the crop acreage is planted, and ends the earlier of the date the crop acreage is harvested, abandoned, or destroyed, or December 31 of that calendar year.

**\*--201 Tropical Region Eligibility (Continued)**

**H Eligible Causes of Loss**

[7 CFR 1437.502] For American Samoa, Guam, the U.S. Virgin Islands, and the former Trust Territory of the Pacific Islands, eligible causes of loss include only hurricanes, typhoons, named tropical storms, and other related natural disasters, as determined by DAFP.

**Note:** For Hawaii and Puerto Rico, all natural weather-related disasters are eligible causes of loss according to paragraph 21.

**I Prevented Planting**

[7 CFR 1437.502] Prevented planting provisions are not applicable (except Hawaii and Puerto Rico) to: American Samoa, Guam, the U. S. Virgin Islands, and the former Trust Territory of the Pacific Islands, because of the unique planting and harvesting practices in these areas and the limited eligible causes of loss.--\*

## 202 Required Records

### A Contemporaneous Records

For any covered crop acreage for which an application for coverage is filed, a producer must keep acceptable contemporaneous records created at the time of planting and through the harvest of the crop for the full period of coverage. These records must include date and location, and according to crop type grouping on the unit, the amount of:

- acreage planted
- production appraised and harvested.

**Note:** For harvested production the producer must provide an explanation of disposition including where and when sold.

### B Reporting Requirements

When loss occurs, producers are required to report acreage planted and production harvested from those acres that existed at the time of disaster. This information must be provided at the time notice of loss is filed and shall be captured on the CCC-576 application for payment.

**Note:** The County Office shall obtain this information from the contemporaneous record kept according to subparagraph 202 A. A photocopy of the map shall be attached to CCC-576 delineating the crop acreage affected by disaster.

At the end of the crop year, all producers will be required to summarize acreage planted during the crop year and actual production (harvested and appraised) from those acres, no \*--later than March 31 of the subsequent crop year. If the report is for any annual or perennial crop where production continued or could have continued beyond the period covered in the reports, then an additional report of production shall be filed the later of:

- within 30 days of the end of the last countable production for the covered crop
- 30 days after the last date on which such production could have been obtained.

**Note:** Claims for losses before the reporting date cannot be calculated until all production is submitted.--\*

Acreage shall be reported on FSA-578, according to 2-CP. Actual production shall be certified on the CCC-452 according to Exhibit 25.

## \*--202 Required Records (Continued)

**C Notice of Loss**

Under tropical region provisions the disaster event is the trigger mechanism for determining a qualifying loss. As a result, the COC is required to accept each notice of loss. For annual and multiple planted crops, the notice of loss taken for the existing acreage will be used to determine whether a qualifying loss occurred for that disaster event. For perennial and biennial crops, the notices of loss filed during the crop year will be used to determine whether a qualifying loss occurred at the end of the crop year. Notices of loss shall be considered timely filed if received in the administrative County Office:

- for American Samoa, Guam, the U.S. Virgin Islands, and the former Trust Territory of the Pacific Islands, within 15-calendar days after the occurrence of the eligible natural disaster or date damage was apparent to producer
- for Hawaii and Puerto Rico, according to the procedure in subparagraph 401 A.

**Notes:** A notice of loss shall only be considered timely filed if all information in subparagraph B is provided.

Late-filed notice of loss provisions found in subparagraph 401 B do **not** apply to tropical regions.

See paragraph 181 for value loss crops.

Prevented planting coverage is not available for tropical regions, except Hawaii and Puerto Rico.

County offices shall follow subparagraph 401 C for processing CCC-576 Part B submitted by the producer.--\*

**\*--202 Required Records (Continued)****D Loss Adjustments**

Loss adjustments are:

- not required for covered crops in American Samoa, Guam, the Virgin Islands, or the former Trust Territory of the Pacific Islands, unless specifically determined necessary by DAFP
- required for covered crops in Hawaii and Puerto Rico, according to subparagraphs 401 C through F.

**Note:** Producers are required to certify that covered crop acreage affected by eligible cause of loss is appraised and released by a loss adjuster before destruction of crop residue to maintain NAP eligibility. Producers are required to sign final appraisal and CCC-576-1 before signature of loss adjuster to signify agreement with appraisal.

**E Application for Payment**

Under tropical region provisions, a separate CCC-576 will be filed for annual and multiple planted crop acreage that existed at the time of the disaster event. For perennial and biennial crops, only 1 CCC-576 will be taken, normally after 1 of the following:

- harvest is complete
- end of the growing season
- when the acreage is released by a CCC representative.

Applications for payment shall be considered timely filed if received in the administrative County Office no later than:

- for American Samoa, Guam, the U.S. Virgin Islands, and the former Trust Territory of the Pacific Islands, the same time the notice of loss is filed.

**Note:** It is anticipated that the eligible causes of loss in these areas would reflect a 100 percent loss.

- for Hawaii and Puerto Rico, the later of the:
  - date the notice of loss was filed
  - normal harvest completion date in the area for the specific covered crop.--\*



**\*--202 Required Records (Continued)****F Loss Calculations**

NAP assistance for tropical regions is calculated based on acres that exist at the time of disaster. When a natural disaster occurs, loss will be determined for:

- **annual crops** (cucumber, squash, cabbage, etc.) by taking the acres that existed at the time of loss times the approved yield to get the expected production; the expected production shall be multiplied by 50 percent to obtain the disaster loss level, and any production harvested or appraised from those acres that existed during the disaster will be subtracted from the disaster loss level to determine if over a 50 percent loss occurred
- **biennial crops** (plantain, banana, pineapple, etc.) and **perennial crops** (grasses, etc.) normally after either:
  - harvest is complete
  - end of the growing season
  - when acreage is released by a CCC representative.

County Offices will take the acreage in existence during the crop year times the approved yield to get the expected production. The expected production shall be multiplied by 50 percent to obtain the disaster loss level, and any production harvested (including multiple harvests) or appraised from those acres that existed during the crop year will be subtracted from the disaster loss level to determine if over a 50 percent loss occurred.

County Offices shall follow paragraphs 282 and 283 for manual payment calculations for grazing and yield-based crops.--\*

**203-250 (Reserved)**



## Part 5 Yields

### Section 1 Basic Procedure

#### 251 Overview

##### A Purpose

The purpose of this part is to:

- explain NAP approved yield procedure
- identify rules that apply to NAP yields
- provide instructions for calculating NAP approved yields.

##### B Objective of NAP Yields

NAP yield determination methods:

- provide flexibility in the initial year of coverage for producers who are unable to provide acceptable records
- provide a sound basis for determining a producer's expected production of a crop
- safeguard the integrity of NAP.

##### C Summary of Basic APH Procedure

\*--Approved yields:

- are calculated by a producer's unit, not by individual or entity--\*
- for producers who:
  - do not have records of past production, are limited to 65 percent of the applicable T-yield the first year the producer and crop are considered for NAP eligibility
  - are able to provide acceptable records of production for 1 to 3 years of actual yields, will be calculated using a combination of variable T-yields and actual yields
  - are new producers of a crop, may have an approved APH yield calculated based on unadjusted T-yields or a combination of unadjusted T-yields and actual yields.

**Note:** Special procedure for producers who grow feed or forage for on-farm use  
\*--was discontinued with the 2001 crop year.--\*

## 251 Overview (Continued)

**C Summary of Basic APH Procedure (Continued)**

Producers who report NAP crop acreage are responsible for reporting production for all crops selected on CCC-471, according to the:

- requirements of:
  - **7 CFR 1437.7**
  - subparagraph 151 D
  - subparagraph 174 E
- instructions in Part 6.

**Exception:** Approved yields and APH are not applicable to value loss crops, controlled environment crops, and grazed forage. See Part 4 for:

- value loss crops
- grazed forage
- controlled environment crops.

**D Approved Yield Requirement**

After an approved yield is established, County Offices are required to calculate approved yields for each year a crop is on CCC-471. This should be done:

- in the system rather than manually
- when the necessary information is provided by the producer, such as acreage is reported and production is submitted according to Part 6.

**Exception:** Approved yields are not applicable to:

- value loss crops
- grazed forage
- controlled environment crops.

\*--After a producer has had NAP coverage on a crop, they are required to report acreage and production of that crop each year thereafter. A manual CCC-452 should be used for each year the crop was not covered by NAP to determine the acres, production, yield, yield type, and approved yield for the noncovered years. The manual CCC-452 must be completed the next year the crop is covered by NAP.--\*

## 251 Overview (Continued)

**D Approved Yield Requirement (Continued)**

**\*--Example:** Producer:

- had coverage on cucumbers/COM/FH/IR/01 in 2009
- did not have coverage in 2010, but did grow the crop
- obtained coverage for 2011.

An approved yield is required for 2011; however, a manual CCC-452 must be completed for 2010 **before** an approved yield can be established for 2011. Because the producer had NAP coverage in 2009, the 2009 production was required to be reported by PRD, which is the acreage reporting date for 2010 cucumbers. A manual CCC-452 is required for 2010 because the producer did not have 2010 NAP coverage on cucumbers, but did grow the crop. The 2011 approved yield will be based on data included on the manual CCC-452, which includes acreage and production provided for 2010. The 2010 historical yield will be calculated based on applicable rules.

**Note:** If the producer fails to provide a 2009 or 2010 production report by PRD, follow the applicable rules in this part for determining the yield and yield type for the missing years.

**E Completing CCC-452's**

Approved yields shall be completed, according to subparagraph D and paragraph 838, at the time the producer certifies or provides production. Completed means:

- the acres and production are loaded in the system
- CCC-452 is printed
- the producer reviewed, concurred, and signed CCC-452
- COC representative signed CCC-452.

Approved yield should be completed the day the producer certifies production, but no later than October 31 of the program year for which the approved yield is being established.

**Note:** Only in times of high workload should the approved yield be completed at a date later than the day the producer certifies the production, but no later than October 31 of the program year.

**Example:** A 2011 approved yield must be completed by October 31, 2011.

**Note:** Accepting production records and placing them in a folder does **not** count as "completed".--\*

**251 Overview (Continued)****\*--E Completing CCC-452's (Continued)**

Manual CCC-452's that contain acres and production must be signed by the producer. By signing CCC-452, the producer is certifying the information they provided is complete and accurate. If the producer is not given the opportunity to review, concur, and sign the approved yield, the yield **cannot** be used for any potential NAP benefit. If the producer refuses to sign CCC-452, notate the reason for refusal. COC representative shall sign and date, even if producer refuses to sign.--\*

**F Multiple Market Crops**

Multiple market crops, as defined in paragraph 198, must have an approved yield for the intended uses of fresh, processed, and juice, if applicable. The approved yield for all intended uses must be the same when the crop is taken to 1 market. Production shall be collected by all intended uses and combined in the databases with total acres and production under fresh, processed, and juice, if applicable.

If different \* \* \* approved yields have been maintained for fresh, processed, and juice, combine the fresh, processed, and juice data, and then load the total acres and production for each intended use. Recalculate the prior approved yield to reflect the combined acres and production and enter the resulting approved yield for each intended use.

An approved yield is needed for each intended use to calculate a loss for the multiple market crop. Although the crop definition for multiple market crops is crop/type, the approved yield database is at the crop/type/intended use level.

**252 References to Regulations and Procedure****A Applicable Regulations**

Regulations applicable to NAP yields appear in **7 CFR Part 1437**.

**B Policy**

NAP yields shall be established based on:

- procedure within this handbook
- regulations in subparagraph A.

253 Types of Yields

A NAP Yields

Definitions of all types of yields are in this table.

\*--

Type of Yield	Usage and Meaning	References
Actual Yield; "A"	The total amount of harvested and appraised production on a per acre or other basis, as applicable.	Paragraph 255
Added Practice, Type, Intended Use, or Planting Period; "C"	A yield equal to 80, 90, or 100 percent of the T-yield for any crop year for units that qualify for the "added practice, type, intended use, or planting period" rule.	Subparagraphs 287 A and E
Approved Yield	The APH-calculated yield approved by CCC for making NAP payments. The yield represents a unit's expected production on a per acre or other basis, as applicable.	Paragraph 254
Assigned Yield; "P"	A 1-time yield assigned for a crop year in the base period for which the producer does not file an acceptable production report by PRD. The yield is equal to 75 percent of the prior year approved yield for the crop year in which a report of acreage was not provided or acceptable. A producer can have only 1 assigned yield in an APH base period.	Paragraph 257
Bypass Year; "B"	An APH database entry of "B" in the yield type field indicating that no report of acreage planted was filed. It is not an actual or T-yield.  <b>Note:</b> Bypass year applies only if a producer has not filed CCC-471 for the crop year in which the bypass year is used.	Subparagraph 271 C
County-Expected Yield	The amount of average production potential of the crop in the county by practice and intended use on a per acre or other basis, as applicable.	Paragraph 107
Disaster Yield	The unit's total amount of harvested, appraised, and assigned production (net production) on a per acre or other basis, as applicable.	Paragraph 331
Livestock Exception; "X"	A yield for units qualifying for a livestock exception for 1999 or prior years.	Paragraph 283
New Producer; "T"	A yield equal to 100 percent of the T-yield for units that qualify for the "new producer" rule.	Subparagraphs 282 A through D
Replacement Yield; "R"	A yield equal to 65 percent of the T-yield that may replace an actual or appraised yield any year in the base period when the actual or appraised yield is less than 65 percent of the T-yield because of a natural disaster.	Paragraph 256

--\*

253 Types of Yields (Continued)

A NAP Yields (Continued)

\*--

Type of Yield	Usage and Meaning	References
Special COC Approved Yield; "Q"	A yield equal to less than 100 percent of the T-yield for units that meet the "special COC-approved yield" rule. The yield must be determined and loaded.	Subparagraph 282 E
Substitute Yield; "U"	For those producers who previously participated in NAP before the Agricultural Risk Protection Act, 2000 and reported acreage but no production, the producer may choose to substitute an assigned or zero credited yield with 65 percent of the T-yield 1 time for all assigned or zero credited yields in the APH database for any year before the first year of NAP participation after 2000.	Paragraph 259
T-yield	An estimated yield equal to the county-expected yield used to calculate individual producer-approved yields when less than 4 consecutive years of production records are available.	Paragraph 260
Zero Acres Planted; "Z"	An APH database entry of "Z" in the yield type field indicating an acreage report of zero acres planted or prevented planted acres.	Subparagraph 271 D
Zero Credited Yield; "O"	<p>An APH database entry of "O" in the yield type field indicating that COC has assigned a yield in a previous year and any of the following apply:</p> <ul style="list-style-type: none"> <li>• CCC-471 was filed, but no acreage report was filed</li> <li>• no production report was filed</li> <li>• if acreage is increased by more than 100 percent over any year in the preceding 7 crop years, or if acreage of the crop has increased significantly from the previous crop years, unless exceptions apply.</li> </ul>	<ul style="list-style-type: none"> <li>• Paragraph 258</li> <li>• Paragraph 323</li> <li>• Subparagraph 152 A</li> </ul>
65 Percent of the T-Yield; "S"	A yield equal to 65 percent of the T-yield when acres and production are left blank and there are no actual yields in the database. The unit is eligible for up to 4 years of 65 percent of the T-yield.	Subparagraph 254 D
80 Percent of the T-Yield; "E"	A yield equal to 80 percent of the T-yield when acres and production are left blank and there is 1 actual yield in the database. The unit is eligible for up to 3 years of 80 percent of the T-yield.	Subparagraph 254 D
90 Percent of the T-Yield; "N"	A yield equal to 90 percent of the T-yield when acres and production are left blank and there are 2 years of actual yields in the database. The unit is eligible for up to 2 years of 90 percent of the T-yield.	Subparagraph 254 D
100 Percent of the T-Yield; "T"	A yield equal to 100 percent of the T-yield when acres and production are left blank and there are 3 years of actual yields in the database. The unit is eligible for 1 year of 100 percent of the T-yield.	Subparagraph 254 D

--\*



## 254 Approved Yields

### A Background

The statute authorizing NAP (Pub. L. 104-127) stipulates that approved yields for producers shall be determined using APH of not less than 4 previous consecutive crop years and not \*--more than 10 consecutive crop years with the exception of apples and peaches that is based on a maximum of 5 consecutive years.--\*

Producers do **not** have the option of having an approved yield calculated based on a T-yield or records of production for previous crop years. The approved yield shall be calculated based on records if acceptable records for the crop are available. Once acreage and production are certified, they will remain in the producer's data base for approved yield purposes.

Approved yields are based on an average APH yield, which can include actual yields, replacement yields, assigned yield, zero credited yield, substitute yields, and T-yields divided \*--by the number of yearly yields in the data base. At least 4 and up to 5 or 10 consecutive crop years, as applicable, of these types of yields must exist in the APH base period.

### B Base Period

The base period for APH crops is a maximum of ten APH crop years, not calendar years,--\* immediately preceding the crop year for which an approved yield is calculated.

For APH data base purposes, APH crop year does not include any year that the crop was any of the following:

- not planted
- prevented from being planted
- for any APH crop year after an initial approved yield is calculated, not reported as planted or prevented from being planted.

**Exceptions:** The base period for:

- \*--apples and peaches is a maximum of the 5 most recent APH crop years--\*
- crops with a lag year, such as AZ-CA citrus, macadamia nuts, sugarcane, and Texas citrus fruit, begins with the 1999 APH crop year for crop year 2001.

**254 Approved Yields (Continued)**

**C Disaster Records**

When processing approved yields, COC shall:

- review prior year disaster records
- consider all harvested and appraised production from planted acreage
- disregard any disaster year assigned production
- determine an actual yield of zero for any year in the base period for which the producer did not harvest planted acreage and an acceptable appraisal is not available
- disregard prior year prevented planted acreage.

254 Approved Yields (Continued)

**D Calculating Approved Yield**

\*--[7 CFR 1437.101] The approved yield established for the producer is equal to the average--\* of the yields included in the APH database that include:

- actual yields certified by the producer
- T-yields established according to paragraph 260
- assigned yields determined by COC according to paragraph 257
- a zero yield according to paragraph 258
- replacement yield according to paragraph 256
- substitute yield according to paragraph 259.

An approved yield is based on consecutive years of production records, not to exceed ten APH crop years. A T-yield is used in the approved yield calculation when less than 4 consecutive crop years of actual, assigned, or zero credited yields are available.

The basic formula for calculating the percentage of the T-yield for approved yields is according to this table.

<b>IF...</b>	<b>THEN calculate the current year approved yield based on the simple average of...</b>
producer certifies production records or has any combination of actual, replacement, zero credited, substitute, or assigned yields for 4 through 10 years	those yield years.
producer certifies production records for 3 years and there are no zero credited, substitute, or assigned yields in the APH database	the 3 yield years plus 100 percent of the applicable T-yield for the missing year.
producer certifies production records for 2 years and there are no zero credited, substitute, or assigned yields in the APH database	the 2 yield years plus 90 percent of the applicable T-yield for the missing years.

254 Approved Yields (Continued)

**D Calculating Approved Yield (Continued)**

<b>IF...</b>	<b>THEN calculate the current year approved yield based on the simple average of...</b>
producer certifies production records for 1 year and there are no zero credited, substitute, or assigned yields in the APH database	the 1 yield year plus 80 percent of the applicable T-yield for the 3 missing years.
there has not previously been an approved yield calculated and there are no production records	65 percent of the applicable T-yield for each of the missing years.  <b>Notes:</b> If applicable according to paragraph 283, use 80 percent of applicable T-yield for each of the missing years for livestock feed producers.  Use 100 percent of applicable T-yield for each of the missing years for new producers according to paragraph 282.

**Notes:** An assigned, zero credited, or substitute yield shall not be considered derived from producer-certified production records for the purpose of attaining a higher percentage of T-yield.

\*--An assigned, zero credit, or substitute yield is not counted when determining how many years will be filled with a percentage of the T-yield.

**Example:** If a producer has 1 year of assigned yield and 1 year of actual yield, the producer will receive 2 years of 80 percent of the T-yield.--\*

**254 Approved Yields (Continued)**

\* \* \*

**E Special Considerations for Approved Yield Calculations**

To establish an approved yield for a producer, special consideration must be made for each of the following according to Section 2:

- continuity or breaks therein
- new producer
- feed and forage grown for on-farm use
- center pivot irrigation system
- succession-in-interest eligibility
- yield limitations, including cups
- \*--added land/practice/type/intended use/planting period--\*
- combining and dividing APH databases
- unit relationship.

**F Manual Calculation of Approved Yields**

If approved yields cannot be calculated using the automated system, a manual calculation may be done using CCC-452 Manual. See Exhibit 25.

**255 Actual Yields**

**A Using Actual Yields**

Actual yields are used in the APH base period to compute approved yields for a unit. Actual yields are used for each year in the APH base period for which both acreage and production are certified for the crop and unit.

**B Determining Actual Yields**

Use this table to calculate actual yields.

Step	Action
1	Add the total harvested and appraised production of the unit’s crop for which the producer has provided a certification that can be supported by an acceptable record.  <b>Note:</b> If the unit has both reported and determined production, use determined production.
2	Total the certified planted acreage of the crop in the unit.  <b>Note:</b> If the unit has both reported and determined acreage, use determined acreage.
3	Divide step 1 by step 2. The result is the unit’s actual yield.

**256 Replacement Yield**

**A Using Replacement Yield**

A replacement yield may be recorded in the unit’s APH database period for the crop when an actual or appraised yield is less than 65 percent of the T-yield because of a natural disaster.

\*--For producers who file an approved notice of loss, the replacement yield for that crop may be updated. Producers who did not file an approved notice of loss will be required to request--\* from COC the use of a replacement yield. The replacement yield shall:

- be equal to 65 percent of the T-yield
- replace any actual or appraised yield that is less than 65 percent of the T-yield
- \*--be determined annually based on the current year’s T-yield.--\*

**Note:** A replacement yield cannot be used in the APH database period to replace an assigned or zero credited yield.

## 257 Assigned Yield

### A Background

[7 CFR 1437.7 (f)] After an initial approved yield is calculated for any crop year, COC shall assign a yield for the earliest crop year in the APH base period for which the producer does not file a production report according to subparagraph 323 A or reported production is not acceptable.

Producers can only have 1 assigned yield in the APH database per crop per unit.

**Note:** A producer cannot receive another assigned yield in a subsequent year unless acceptable production records are provided for the missing year or the 1-time option of using substitute yields has been taken. If a producer previously received an assigned yield for which acceptable production records have not been provided and fails to provide acceptable production records, a zero credited yield will be used in the APH base period.

An assigned yield:

- shall be 75 percent of the producer's prior approved yield for the crop year in which a report of production is not provided.

**Example:** A crop unit has a 1998 approved yield of 100 units per acre. The producer certifies 1998 crop acreage. The producer does not certify production for the 1998 crop acreage. The unit shall have an assigned yield of 75 (equal to 75 percent of the 1998 approved yield) entered in the APH database for the 1998 APH crop year.

- is not recalculated each year
- remains in the database for the entire base period.

### B Using Assigned Yield

When calculating an approved yield, the assigned yield is:

- used as the APH database yield in the year for which assigned
- not considered a yield based on a certified production record when determining the percentage of a T-yield according to subparagraph 254 D.

An assigned yield may not be used in place of a production report in the disaster year for which a NAP payment is requested.

**257 Assigned Yield (Continued)****C Substituting Assigned Yield**

An assigned yield may be substituted in the APH database by an actual yield if an acceptable record of production is provided.

**Note:** See paragraph 261 for determining when the revision in the APH database takes effect.

A 1-time substitution of an assigned yield shall be made according to paragraph 259 during the first crop year after 2000 that any producer on the unit files an application for coverage for the crop.

**258 Zero Credited Yield****A Using Zero Credited Yields**

\*--A zero credited yield shall be recorded in the unit's APH database period for the crop if COC has, for a previous crop year within the APH database period, assigned a yield according to subparagraph 257 A, and any the following apply:

- CCC-471 was filed, but the producer does not file an acreage report--\*

**Note:** If, in this same situation, the producer does not have an assigned yield, follow paragraph 257 and apply 75 percent of the producer's approved yield for the missing year of acreage or production.

- the producer does not file a production report according to subparagraph 323 A
- the acreage of the crop in the administrative county for the crop year has increased more than 100 percent over any year in the preceding 7 crop years, or increased significantly from the previous crop years, as determined by COC according to subparagraph 152 A.

**Note:** See subparagraph 152 B for exceptions.

**B Replacing Zero Credited Yields**

A zero credited yield may be replaced in the APH database by an actual yield if an acceptable record of production is provided.

**Note:** Refer to paragraph 261 for determining when the revision in the APH database takes effect.

A 1-time substitution of a zero credited yield shall be made according to paragraph 259 during the first crop year after 2000 that a producer files an application for coverage.



## 259 Substitute Yield

### A Background

An approved yield is established whenever a producer applies for NAP. Some producers who applied for NAP before 2001 have failed to report production since that time. With the implementation of the Agricultural Risk Protection Act of 2000, producers must pay a service fee for NAP protection. To allow all producers to have an equitable yield after the implementation of the Agricultural Risk Protection Act of 2000, a yield equal to 65 percent of the T-yield shall be substituted for assigned or zero credited yields established for any \*--years before the first year of NAP participation after 2000.--\*

### B Using Substitute Yield

If an approved yield was calculated before 2001, but production data was not filed in subsequent years, a 1-time substitution of 65 percent of the T-yield shall be made for all years for which an assigned or zero credited yield is included in the APH database. The 1-time substitution shall be made during the first crop year after 2000 that any producer on the unit files an application for coverage for the crops.

For all years in which a substitute yield is applicable, the substitute yield shall be based on \*--the T-yield for the year when the approval yield was originally established, **not** the T-yield--\* for the APH crop year from the database.

A substitute yield:

- is not recalculated each year
- remains in the database for the entire base period.

### C Exceptions

A substitute yield shall not be used when:

- the assigned yield is greater than 65 percent of the T-yield

**Note:** The assigned yield shall be kept for the applicable year.

- an acceptable record of production is provided that is higher than 65 percent of the T-yield. The actual production shall be used for the applicable year.

## 260 T-Yields

### A Using T-Yields

[7 CFR 400.52 (p)] A T-yield is an estimated yield for certain crops used to calculate an individual producer's approved yield when less than 4 consecutive crop years of actual, \*--assigned, replacement, substitute, or zero credited yields, as applicable, are available.--\*

### B Basis of T-Yields

T-yields are equal to county-expected yields for the type or variety of crop for the year in which an approved yield is being calculated.

### C T-Yield Adjustments

COC shall reduce T-yields for individual producers when it is determined that an unadjusted T-yield does not accurately reflect the productive capability of specific crop acreage. T-yield reductions are authorized for, but not limited to:

- acreage cultivated or farmed in manner inconsistent with the practices for which the basis for the T-yield was established

**Example:** A county-expected yield is the basis for a crop's T-yield. The county-expected yield is based on irrigation. There is not an approved county-expected yield established for nonirrigation. COC shall reduce the T-yield by a factor to account for nonirrigation before performing an approved yield calculation.

- acreage located on land not indicative of land used as a basis for the T-yield, or land that is prone to damage from a specific natural disaster

**Example:** Crop acreage is seeded within a 5-year flood plain. COC applies a T-yield reduction factor of 20 percent to account for the probability of damage from flood.

- acreage that is located on land identified by RMA as high risk or unrated
- immature orchards or vineyards, or sparsely populated orchard crop acreage based on normal spacing according to paragraph 307.

**Note:** Yield reduction charts used for insurance purposes may be considered when making required T-yield adjustments.

261 Revising Approved Yields

---

**A****Revising  
Databases**

\*--Producers may replace assigned yields, zero credited yields, substitute yields, T-yields, or bypass year indicators as follows:

- assigned yields, zero credited yields, substitute yields, and T-yields may be--\* replaced in the database by providing an acceptable certification on CCC-452, when available, and a record of production for that year
  - bypass year indicator may be replaced in the database, if both of the following apply:
    - a late-filed acreage report is submitted and approved according to 2-CP, paragraph 21
    - producer submits an acceptable certification on CCC-452, when available, and a record of production for that year.
- 

**B****Effective Date**

The effective date of the revised approved yield, based on the revised database, is determined as follows:

- \*--if production records are received by PRD of the latest year applicable to the APH database, the approved yield may be revised for the current year
- if production records are **not** received by PRD of the latest year applicable to the APH database, the approved yield calculations may be revised for the subsequent year.

**Example:** The producer has a 2001 approved yield that is based on a database which contains an assigned yield. The producer has submitted production records to replace the assigned yield after the 2000 PRD.--\* The approved yield will not be recalculated until 2002.

---

262-270 (Reserved)



Section 2 Special Considerations

271 Continuity

---

**A**  
**Continuity of  
Records**

Continuity of records is required when calculating an approved yield. The records must be consecutive, without any breaks.

---

**B**  
**Initial Yield  
Establishment**

A break in continuity must be considered when COC is calculating an approved yield for the first time.

If there are no acceptable records, either certified by the producer or from disaster records for a previous year in the APH base period and an approved yield has never before been calculated, a break in continuity occurs. The initial approved yield shall be calculated without regard to acceptable records before the break in continuity.

When calculating an approved yield for the first time, continuity is not interrupted if in any APH crop year, the crop was not any of the following:

- planted
  - produced because of an eligible disaster condition
  - reported as planted or prevented.
- 

Continued on the next page

271 Continuity (Continued)

**B**  
**Initial Yield**  
**Establishment**  
**(Continued)**

**Example 1:** For the 2001 crop year, COC is calculating an approved yield of a specific crop for a producer. The crop does not have a previous crop year approved yield calculated. The producer had previously reported acreage of the specific crop; however, the producer had not certified production and was unable to produce records to support a certification of production for the 1999 crop year.

A break in continuity has occurred with the 1999 crop year, displayed in this table.

Year	Situation
2000	<ul style="list-style-type: none"> <li>• 100 acres planted</li> <li>• Producer certifies acreage and production.</li> </ul>
1999	<ul style="list-style-type: none"> <li>• 100 acres planted</li> <li>• Producer did not certify production and was unable to produce records to support a certification of production.</li> </ul>
1998	No acreage is planted.
1997	<ul style="list-style-type: none"> <li>• 100 acres planted</li> <li>• Disaster records available.</li> </ul>
1996	<ul style="list-style-type: none"> <li>• 100 acres planted</li> <li>• Disaster records available.</li> </ul>

Production records for the crop years before 2000 cannot be used in the calculation of an approved yield for the 2001 crop year.

Therefore, the 2001 approved yield is calculated based on a simple average of crop year 2000 actual APH yield and 3 years of 80 percent T-yield for 1999, 1998, and 1997.

Continued on the next page

271 Continuity (Continued)

**B Initial Yield Establishment (Continued)**

**Example 2:** For the 2001 crop year, COC is calculating an approved yield of a specific crop for the producer. The crop does not have a previous crop year approved yield calculated. The producer had previously reported acreage of the specific crop; however, the producer had reported no acreage planted for crop years 1999 and 1998.

No break in continuity has occurred in the 1999 and 1998 crop years because acreage of the crop was not planted. However, in 1995 the producer had crop acreage for which the producer could not furnish production records. Thus, a requisite 4 years is obtained as displayed in this table.

Year	Situation
2000	<ul style="list-style-type: none"> <li>• 100 acres planted</li> <li>• Producer certifies acreage and production.</li> </ul>
1999	No acreage is planted.
1998	No acreage is planted.
1997	<ul style="list-style-type: none"> <li>• 100 acres planted</li> <li>• Disaster records available.</li> </ul>
1996	<ul style="list-style-type: none"> <li>• 100 acres planted</li> <li>• Disaster records available.</li> </ul>
1995	<ul style="list-style-type: none"> <li>• 100 acres planted</li> <li>• Producer did not certify production and was unable to produce records to support a certification of production.</li> </ul>

The 2001 approved yield is calculated based on a simple average of crop years 2000, 1997, and 1996 actual APH yields and 1 year of 100 percent T-yield for 1995.

271 Continuity (Continued)

**C Bypass Year**

Continuity is not broken when a producer fails to report crop acreage. Before the 2001 crop year, NAP did not require a zero acreage report.

**Note:** Beginning with the 2001 crop year, a producer who pays the service fee is required to report acreage.

A bypass year indicator “B” will be recorded in the unit’s APH database if either of the following apply:

- before 2001, if a producer did not file an acreage report for a specific crop year
- \*--for 2001 and later, if a producer does not pay the service fee and does not file an acreage report and production.

The approved yield calculation will not consider the bypass year an APH crop year.

**Example:** The producer’s not filing an acreage report in 2006 did not cause continuity to be broken. The 2006 year is not considered an APH crop year because it is a bypass year.

Year	Approved Yield	Acreage Certified	APH Yield
2007	100	50	100
2006	100	No Report	“B” (bypass)
2005	100	50	100
2004	100	50	100
2003	100	50	100

**Note:** For the bypass year to be applicable, there must be a prior approved yield.--\*



271 Continuity (Continued)

**D Zero Acres Planted**

Continuity is not broken when a producer certifies that zero acres of a crop were planted. When a producer reports zero crop acreage planted, indicator “Z” shall be recorded in the unit’s APH database period.

**\*--Example:** The producer’s filing a zero acreage report in 2006 does not cause continuity to be broken. The 2006 year is not considered an APH crop year because it is a zero acres planted year.

Year	Approved Yield	Acreage Certified	APH Yield
2007	100	50	100
2006	100	Zero acres planted	“Z”
2005	100	50	100
2004	100	50	100
2003	100	50	100

Zero production must be loaded when zero acres are loaded. Zero acres planted is also used when there is a change of use.

**Example:** CCC-471 was taken for grass for forage, but the grass was grazed. If the producer met all obligations, such as reporting the actual use and reporting loss, if applicable, use the zero acres planted yield type.

Zero acres planted is applicable without regard to NAP participation.--\*

272-281 (Reserved)



Section 3 Unusual and Special Situations

282 New Producer

A Definition of New Producer

[7 CFR 1437.102] A new producer is a producer who has not been engaged in farming for a share of the production of the crop for more than 2 crop years.

**Notes:** The formation or dissolution of an entity, which includes individuals with more than two APH crop years of production history during the base period, does not qualify the new entity as a new producer for APH yield determination purposes.

\*--If successor-in-interest rules apply according to paragraph 285, then new producer rules are not applicable.--\*

B Policy

To qualify for new producer provisions, all producers on the unit must meet the definition of new producer.

New producers shall have approved yields calculated based on a combination of:

- 100 percent of the applicable T-yield for each year of the minimum base period for which there is no record of production
- any actual yield for each year of the minimum base period.

**Note:** Special provisions for FCIC pilot county T-yields are not applicable.

**Example:** Producer A first planted a watermelon crop in 2001. The approved yield will be calculated as follows. (T = 100 cwt.)

1997 = 100	1998 = 100	1999 = 100	2000 = 100	2001 approved yield = 100 cwt.
------------	------------	------------	------------	--------------------------------

282 New Producer (Continued)

**B Policy (Continued)**

New producers who have produced the crop for 1 or 2 crop years are required to provide production for these crop years. When production reports are not filed, the new producer rules no longer apply.\*

**Example:** Producer B planted watermelons in 2000 and provided his 2000 actual production. The approved yield will be calculated as follows. (T = 100 cwt.)

1997 = 100	1998 = 100	1999 = 100	2000 = 89A	2001 approved yield = 97 cwt.
------------	------------	------------	------------	-------------------------------

If Producer B planted watermelons in 2000 and did not provide 2000 production, the approved yield will be calculated as follows. (T = 100 cwt.)

1997 = 65	1998 = 65	1999 = 65	2000 = 65	2001 approved yield = 65 cwt.
-----------	-----------	-----------	-----------	-------------------------------

Producers who have produced the crop for more than two APH crop years in other administrative counties qualify as a new producer of the crop if they have not produced the crop in the requested administrative county for more than 2 crop years.

**Example:** Producer F has produced cantaloupes in county J but has never grown cantaloupes in administrative county Y until 2000. Even though Producer F has grown cantaloupes in other administrative counties, he or she has not grown cantaloupes in County Y and can be considered a new producer in establishing an approved yield in County Y.

282 New Producer (Continued)

**C Formation of Entities or New Farming Relationships**

\*--The examples in this paragraph are applicable for both of the following:

- when forming a new entity
- if there is a different operator or owner associated with the unit.--\*

The formation of an entity or new farming relationship comprised of 1 or more individuals do not automatically qualify the unit under new producer provisions. Although the entity or new farming relationship may not have records as such, individuals comprising the new unit may have produced the crop in the administrative county during the base period.

\* \* \* When an individual becomes involved in a new unit, history from the involved individuals may be used in establishing the approved yield when the land previously farmed \*--by the individuals is the same land farmed by the new entity.

**Example:** Producer A had a 100 percent share in unit 70. The following shows the total acreage and production history for the unit.

Year	Acreage	Production
2007	25	2,500 cwt
2006	27	2,900 cwt
2005	10	1,500 cwt
2004	15	1,000 cwt

Producer B had a 100 percent interest in unit 100. The following shows the total acreage and production history for the unit.

Year	Acreage	Production
2007	30	1,500 cwt
2006	21	2,100 cwt
2005	10	1,500 cwt
2004	24	1,700 cwt

--\*

282 New Producer (Continued)

C Formation of Entities or New Farming Relationships (Continued)

\*--In 2008, Producers A and B combine their resources in a joint operation with a 50/50 share with the new unit 177 comprising all acreage from units 70 and 100. The producers elected to use producer A's and B's previous APH history to establish unit 177's 2008 approved yield. To perform this calculation, the FSA office should total all acreage and production for each continuous APH crop year.

Year	Acreage	Production	Yield
2007	55	4,000 cwt	72.73 cwt
2006	48	5,000 cwt	104.17 cwt
2005	20	3,000 cwt	150.00 cwt
2004	39	2,700 cwt	69.23 cwt
<b>Total Production</b>			396.13 cwt
<b>2008 Approved Yield</b>		99.03 cwt/acre (396.13/4)	

--\*

If 1 of the individuals in the new unit does not have a history of producing the crop, the unit's approved yield **may** be calculated based on the production history of the individuals in the new unit.

**Example:** Producer C had a 100 percent share in unit 80. The following shows the total acreage and production history for the unit.

\*--

Year	Acreage	Production	Yield
2007	25	2,500 cwt	100.00 cwt
2006	27	2,900 cwt	107.41 cwt
2005	10	1,500 cwt	150.00 cwt
2004	15	1,000 cwt	66.67 cwt
<b>Total Production</b>			424.08 cwt
<b>2008 Approved Yield</b>		106.02 cwt/acre (424.08/4)	

Producer D did not have previous history of producing the crop.

In 2008, producers C and D combine their resources in a joint operation with a 50/50 share with the new unit 188 comprising all acreage from unit 80. The producers elected to use producer C's production history (producer D had no history) to calculate the unit's 2008 approved yield. The 2008 approved yield would be 106 cwt, which is the same as what would have been calculated for--\* producer C as an individual.

282 New Producer (Continued)

**C Formation of Entities or New Farming Relationships (Continued)**

If any of the individuals or members of the new unit have produced the crop for more than 2 crop years but do not provide history for those years, the approved yield will be based on 65 percent of the T-yield.

**Example:** Producer E and F have each produced the crop for more than 2 crop years. In \*--2008, producers E and F combine their resources together and create a new unit with a 50/50 share. The entity has elected not to use actual production history of its members (producers E and F) to calculate an approved yield.

The new unit's approved yield will be calculated based on a percentage of T-yield. If no records from producer E and F are provided and the T-yield equals 100 cwt, the 2008 approved yield will be calculated as follows.

Year	Acreage	Yield
2007	blank	65 cwt
2006	blank	65 cwt
2005	blank	65 cwt
2004	blank	65 cwt
<b>2008 Approved Yield</b>	65 cwt/acre	

--\*

**Note:** New producer provisions do not apply. Although the unit may not have records as such, individuals or members comprising the unit have produced the crop in the county during the base period and could have elected to have the unit's approved yield based on records.

It is important to remember that when reviewing the formation of new entities or farming relationships, COC shall ensure there are substantive changes that occur within these operations. An individual or member being added to an existing entity is not considered a new entity, especially if the individual being added does not share in the risk of the crop.

## 282 New Producer (Continued)

**D Dissolution of Entities**

When an entity is dissolved and is comprised of 1 or more individuals, those individuals involved in the entity do not automatically qualify as new producers. County Offices must determine how many crop years the previous entity produced the crop in the county during the base period. If the previous entity produced the crop for 2 crop years or less and production reports are filed for these crop years on land that is now operated by the individual, the approved yield will be calculated using actual yields and 100 percent T-yields.

**E Special COC-Approved Yield Requests**

Producers who have produced the crop for more than 2 crop years in the county do not qualify as new producers. However, if records are not available for any of the land in the producer's current operation, APH procedure may limit the approved yield to less than 100 percent of the T-yield unless a special request is made to COC.

COC may approve these requests for the following situations.

- Producer shared in the risk of producing a crop for more than 2 crop years, stopped farming **all** land in that farming operation, and is producing the crop on entirely different land.
- A new entity or farming relationship has been created and production records are not available on **any** land in the new entity's farming operation; however, individuals that comprise the new entity have produced the crop for more than 2 crop years on other land.
- An entity or farming relationship has been dissolved and production records are not available on **any** land in the individual's current farming operation; however, the individual as a member of the former entity has produced the crop for more than 2 crop years on other land.



**282 New Producer (Continued)****E Special COC-Approved Yield Requests (Continued)**

In these situations, COC will have authority to do an upward adjustment from 65 percent of T-yield to the lower of either of the following:

- county-expected yield
- lowest approved yield of any member.

\*--The yield:

- may be carried forward in the database to the next year, as long as the producer maintains NAP coverage and meets acreage and production reporting requirements
- must be requested again if the producer does not maintain NAP coverage or does not meet acreage and production reporting requirements in the prior year
- must be recalculated each year it is used since it is based on a percentage of the T-yield.--\*

**283 Exceptions for Livestock Producers****A Feed or Forage Grown for On-Farm Use**

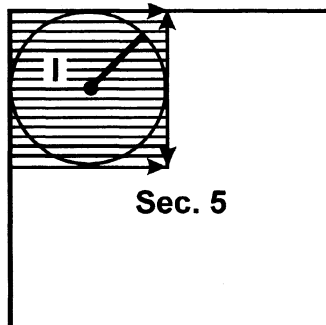
Beginning with the 2001 crop year, first-year producers will no longer be given 80 percent of the applicable T-yield unless they provide 1 year of actual yields (standard APH procedures apply). Producers who had previously qualified and have been continuously reporting production by PRD, may keep 80 percent T-yields (identified by the yield identifier) until the database contains at least 1 actual yield.

284 Center Pivot Irrigation Systems

**A Documenting Production for Center Pivot Irrigation**

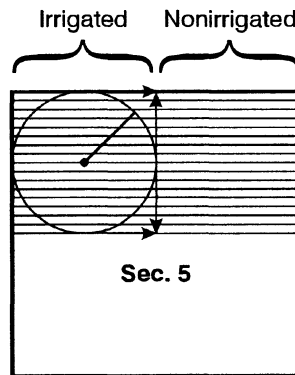
For all annual crops except rice, when center pivot irrigation is used and production for the nonirrigated corners is not kept separate, the acres and production from the nonirrigated corners must be included with the portion of the field irrigated by a center pivot irrigation system. Separate approved yields will not be calculated; however, acreage considered to be irrigated will not extend beyond intersecting lines drawn at right angles to the radius of the center pivot.

**Example:**



**Note:** A separate line entry for a nonirrigated practice is not required on the acreage report for the corners of the field when they are considered irrigated. However, any nonirrigated acreage extending beyond the intersecting lines to the radius of the center pivot or other nonirrigated fields would require a separate line entry.

**Example:**



**Note:** This would be required to have a separate acreage report entry for the nonirrigated acres.

If a producer maintains separate records of acreage and production for the nonirrigated corners of the field and the portion of the field irrigated by the center pivot, 2 practices will be considered carried out and reported as such on the acreage report as separate line entries.

## 285 Successor-in-Interest Eligibility

### A General Rule

The successor shall receive the approved yield history for the crop and unit accumulated by the predecessor.

### B Applicability

Successor-in-interest applies to the following:

- an immediate family member, defined as 1 of the following:
  - spouse
  - parent
  - son
  - daughter
  - brother
  - sister
  - legally adopted child
  - grandchild
- individuals who were previously members of an entity or joint operation. Changes include the following:
  - dissolution of a partnership, corporation, or trust
  - settlement of an estate.
- \*--a new entity consisting of individuals:
  - who are current or previous NAP participants
  - from a dissolved entity
  - from an existing entity.

**Note:** The applicant or members of the applicant:

- must have been an active member of the entity or joint operation
- must have been active as an individual
- operates all or part of the same land previously operated by the predecessor.

### C Production and Yields

To establish an approved yield for a successor, follow this part to establish an approved yield using the predecessor's actual production history and prior approved yield.--\*

**286 Yield Limitations****A Qualification for Yield Limitation**

Producers with an approved yield who have subsequently provided at least 1 actual or assigned yield qualify for yield limitation provisions.

Cups apply in the APH database period for a crop if both of the following apply:

- the record contains at least 1 actual or assigned yield
- only production information for the most recent year (including zero planted) is added to the APH database.

If there were zero acres planted and the prior year's approved yield was limited, calculate the current year's average approved yield and apply any applicable limitation.

**B Yield Cup**

Approved yields may not decrease by more than 10 percent compared to the approved yield for the previous year.

**C Yield Limitation Calculations**

Determine approved yields when cups apply as follows:

- calculate the \*\*\* approved yield using current approved yield procedure
- apply the cup to the \*\*\* approved yield when applicable.

**286 Yield Limitations (Continued)****D Yield Limitation Exceptions**

Cups do not apply if:

- the producer fails to provide an acceptable production report for more than 1 year
- COC adjusted T-yields are used according to subparagraph 260 C
- information in the APH database is corrected or changed; such as:
  - a revision of a previously reported actual yield based on acceptable, more accurate production records submitted by the producer
  - a revision of the yield for the current crop year when discrepancies in production and/or acreage information are found during a spot check
  - additional actual yields are submitted and accepted for a year or years other than the most recent crop year in the APH database period, such as assigned yields or T-yields are replaced
- databases are combined or divided according to paragraph 288
- the T-yield is revised by more than 10 percent and the T-yield is used as a basis for computing the approved yield
- added land rules applied according to paragraph 287 during the previous year.

**\*--287 Increased Acreage and Added Land, Practice, Type, Intended Use, or Planting Period--\*****A Definitions**

Increased acreage is based on a comparison of the historical average acreage of the crop compared to the current year acreage.

Added land is land on which the producer has not been farming for a share of the crop's production on a unit for more than 2 crop years.

\*--An added practice, type, intended use, or planting period is a practice, type, intended use, or planting period of a crop that requires a separate approved yield. If the new practice, type, intended use, or planting period of a crop does not require a separate approved yield, the production from the new practice, type intended use, or planting period of the crop will be--\* included in the current APH database for the crop.

**\*--287 Increased Acreage and Added Land, Practice, Type, Intended Use, or Planting Period  
(Continued)--\***

**B Increased Acreage or Added Land Policy**

The approved yield for a crop that has increased acreage or added land shall have an adjustment if all of the following apply:

- the crop has a loss of at least 50 percent based on the initial approved yield for the year
- the percent of loss is not similar to the percent of loss other producers of the crop, or similar crops, incurred because of the disaster condition
- the percent of increase in acreage or addition of land is more than 75 percent of the historical average acreage of the crop.

If the percent of increase in acreage or addition of land is:

- more than 75 percent but less than 200 percent, a factor of 90 percent shall be applied to the \* \* \* approved yield
- 200 percent or greater, a factor of 85 percent shall be applied to the \* \* \* approved yield.

**Note:** The 85 or 90 percent adjustment is for payment purposes only.

The adjusted approved yield shall be applicable for determining loss for only the year of the acreage increase or land addition.

The adjustment for increased acreage and/or added land is in addition to any T-yield adjustments according to paragraph 260.

**\*--287 Increased Acreage and Added Land, Practice, Type, Intended Use, or Planting Period (Continued)--\***

**C Determining Approved Yield**

This table outlines the steps required to determine the approved yield when acreage has been increased or land has been added.

<b>IF the...</b>	<b>THEN...</b>
crop suffered at least a 50 percent loss based on the * * * approved yield	determine whether the acreage unit has increased by more than 75 percent compared to the historical average acreage of the crop in the unit.
unit acreage of the crop has not increased by more than 75 percent	no further action is required * * *.
unit acreage of the crop has increased by more than 75 percent	determine whether the unit loss is similar to losses on other units for the same crop or similar crops because of the disaster condition.
unit loss of the crop is similar to losses on other units for the same crop or similar crops	no further action is required * * *.
unit loss of the crop is not similar to losses on other units for the same crop or similar crops	apply a factor to the * * * approved yield.
increased acreage/added land is more than 75 percent, but less than 200 percent than the historical acreage of the crop	apply a 90 percent factor to the * * * approved yield.
increased acreage/added land is 200 percent or more than the historical acreage of the crop	apply an 85 percent factor to the * * * approved yield.

**D Examples**

**Example 1:** If the unit history has an average of 50 acres of watermelon and in 2001, the producer planted 125 acres, the producer has increased their acreage by 75 acres (125 - 50). To calculate the percent of increase, divide the increased acreage/additional acres by the historical average, then multiply by 100 to determine the percentage.

$$75 \div 50 = 1.5 \times 100 = 150\%$$

\*--If the approved yield was 100 cwt per acre, multiply the yield by 90 percent, resulting in a 2001 approved yield of 90 cwt per acre.--\*

The 2001 loss will be determined based on 90 cwt per acre. The APH database will not be modified in any manner.

**\*--287 Increased Acreage and Added Land, Practice, Type, Intended Use, or Planting Period  
(Continued)--\***

**D Examples (Continued)**

**Example 2:** If the unit history has an average of 50 acres of watermelon and in 2001, the producer planted 300 acres, the producer has increased their acreage by 250 acres (300 - 50). To calculate the percent of increase, divide the increased acreage/additional acres by the historical average, then multiply by 100 to determine the percentage.

$$250 \div 50 = 5 \times 100 = 500\%$$

\*--If the approved yield was 100 cwt per acre, multiply the yield by 85 percent, resulting in a 2001 approved yield of 85 cwt per acre.--\*

The 2001 loss will be determined based on 85 cwt per acre. The APH database will not be modified in any manner.

**\*--E Added Practice, Type, Intended Use, or Planting Period Policy**

If a new practice, type, intended use, or planting period is added that requires a separate approved yield and the producer still qualifies as a new producer for the crop and county, the APH database shall be updated according to the new producer provisions included in paragraph 282.

For any new practice, type, intended use, or planting period that requires a separate approved yield and where the producer does not qualify as a new producer, a separate APH database shall be established for the new practice, type, intended use, or planting period. The approved yield shall be calculated according to subparagraph 254 D, using the database from the previous practice, type, intended use, or planting period as a reference database to determine the applicable percentage of the T-yield.

This procedure also applies to a new:

- crop on a unit when the producer has history for the crop on another unit within the county
- intended use when the producer has RMA APH history for an insured intended use of the same crop.

**Example:** A producer has history for wheat for grain which is an insurable intended use. The producer purchases NAP coverage for wheat for forage. The producer does not qualify as a new producer for the forage. Based on the number of years of RMA APH data, determine what percentage of the forage T-yield will be used in the forage database.--\*



**288 Combining and Dividing Basic Unit APH Databases**

---

**A  
Combining and  
Dividing APH  
Databases**

For NAP producers who consistently report acreage and production for approved yield purposes, it may be necessary to establish separate, or combine APH databases when the:

- unit definition changes from 1 year to the next
- crop definition changes such that 2 or more previously established databases must be combined.

**Combination**

**Example:** Producer A has 2 basic units:

- unit 0100 has 100 percent share of all cash-rented land
- unit 0200 has a 50/50 share basis with landowner B.

For 2001, landowner B decides to give up his interest in unit 0200 and allow producer A the opportunity to cash rent. This would require a combination of all land having a 100 percent interest into one APH database for approved yield purposes.

**Division**

**Example:** Producer F has 1 unit 0100 consisting of a 100 percent interest in cash-rented land. For 2001, producer F and landowner D decide to share rent landowner D's land. This would require a division of the APH database to create a separate APH database for unit 0100 and new unit 0200.

**Note:** For the current crop year, the producer **must** submit acceptable production reports for the most recent APH crop year according to the current year unit arrangement.

---

Continued on the next page

288 Combining and Dividing Basic Unit APH Databases (Continued)

**B**

**Procedure for Combining APH Databases** The historical production information from each APH database that is being combined shall be merged to obtain a blended yield on the new unit.

Step	Action
* * *	* * *
1	<p>Add together the actual or calculated production, by year, from all APH databases that are being combined.</p> <p><b>Note:</b> For crop years during which no acres were planted on any of the units being combined, a “Z” yield indicator is included in the database. A production report containing zero acres shall be ignored when determining total production on all units included in the combination.</p>
2	<p>Add together the planted acres, by year, from all APH databases being combined.</p> <p><b>Note:</b> For crop years having a zero credited yield (O yield type indicator), the production will be zero; however, the acres shall be counted.</p>
3	<p>Divide the result of step 1 by the result of step 2 for each year to determine a blended yield.</p>
4	<p>Calculate the approved yield according to subparagraph 254 D.</p>

Continued on the next page

288 Combining and Dividing Basic Unit APH Databases (Continued)

**C Example of Combining Databases**

This table illustrates combining two APH databases into a single database when both \*-databases contain actual or assigned yields. The 2001 T-yield is 23.

Year	APH Database Unit 0100			APH Database Unit 0200			Step 1	Step 2	Step 3
	Yield	Acres	Calculated Production	Yield	Acres	Calculated Production	Total Production	Total Acres	New Yield
1996	N21								
1997	N21			T23					T23
1998	A20	60	1200	A32	90	2880	4080	150	A27
1999	Z	0		A28	60	1680	1680	60	A28
2000	A22	40	880	A24	80	1920	2800	120	A23
<b>Step 4 =</b>							2001 Approved Yield: 101 / 4		25

**D Dividing APH Databases**

The historical acreage and production information from the APH database that is being divided shall be duplicated in each new database.--\*

**289 Yield Type Indicators****A Yield Type Indicator Flags**

When completing the APH database, each yield entered in the yield column must be identified with the applicable yield type descriptor (examples are based on a 100-bu. T-yield):

- A = Actual yield (Example: A120)
- B = Bypass year
- \*--C = Added practice, type, intended use, or planting period with yield, based on the--\* number of actual yields in the reference database (Example: C100)
- I = 100 percent of the T-yield for new producers of the crop (Example: I100)
- O = Zero credited yield
- P = Assigned yield - 75 percent of previous year approved yield (Example: P60)
- Q = Special COC-approved yield based on subparagraph 282 E (Example: Q85)
- R = Replacement yield - 65 percent of T-yield to replace actual production in a disaster \*--year (Example: R65)--\*
- U = Substitute yield - 1-time substitution of assigned or zero credited yield at 65 percent of T-yield (Example: U65)
- \*--X = Livestock producer exception - 80 percent of T-yield for qualified forage producers (Example: X80)--\*
- Z = Zero planted
- S = 65 percent T-yield (Example: No actual yields = S65)
- E = 80 percent T-yield (Example: One actual yield = E80)
- N = 90 percent T-yield (Example: Two actual yields = N90)
- T = 100 percent T-yield (Example: Three actual yields = T100).

**290-300 (Reserved)**

Section 4 Specific Crop Procedures

301 Cotton

---

**A**  
**Separate Reports**

Separate production reports are required to establish or update approved yield for all types and varieties of cotton.

---

**B**  
**Converting Skip-Row Cotton to Solid Planted**

Skip-row cotton must be converted to a solid plant basis to provide a yield that may be used for any skip-row pattern carried out by the producer.

Refer to 2-CP for determining whether the crop is planted in a skip-row pattern.

---

**C**  
**Computing Acreage Report Yield**

To compute the yield for the planting pattern carried out, multiply the yield conversion factor for the qualifying skip-row planting pattern by either of the following:

- county-expected yield when initially establishing the APH data base
- previously approved solid-planted yield when adding to the APH data base.

The tables in the following subparagraphs provide factors to convert nonirrigated skip-row cotton yields to a solid-planted basis.

---

Continued on the next page

301 Cotton (Continued)

**D**  
**Conversion**  
**Table 1**

The following factors are applicable to Arkansas, Louisiana, Missouri, and all States east of these States. All row widths are equal unless otherwise indicated. Some conversion factors are limited.

<b>Conversion Table 1</b>	
<b>IF the planting pattern is...</b>	<b>THEN the yield conversion factor is...</b>
solid-planted or non-qualifying skip-row pattern	1.00.
2 rows planted X 1 skip-row	1.33.
2 rows planted X 1 narrow skip (40-40-24)	1.23.
2 rows planted X 1 narrow skip (38-38-26)	1.25.
2 rows planted X 2 skip-rows	1.50.
2 rows planted X pattern with 4 or more fallowed rows (2 X 4, 2 X 6, etc.)	1.67.
4 rows planted X 1 skip-row	1.20.
4 rows planted X 2 skip-rows	1.33.
4 rows planted X 4 skip-rows	1.33.
6 rows planted X 1 skip-row	1.14.
6 rows planted X patterns with 2 or more skip-rows	1.20.
all other	computed based on the following steps.

For planting patterns of unequal row widths within the pattern or row patterns other than those listed in Conversion Table 1, compute the yield conversion factor as follows.

<b>Step</b>	<b>Action</b>
1	Divide the width in inches of the area skipped in the pattern by the width in inches of the whole pattern. Round to 2 decimals.
2	Add 1.00 to the results obtained in step 1.

Continued on the next page

301 Cotton (Continued)

**E**  
**Conversion**  
**Table 1**  
**Examples**

**Example 1:** Cotton is planted 3 rows wide with a 40" skip-row between the planted cotton. The entire pattern is 160" wide.

$$40 \div 160 = .25 + 1.00 = 1.25 \text{ conversion factor}$$

**Example 2:** Cotton is planted in a mixed pattern of 4 rows planted with one 40" skip-row followed by 2 rows planted with one 40" skip-row. The pattern for the 4 X 1 is 200" wide and the pattern for the 2 X 1 is 120" wide.

To calculate the factor for mixed patterns, determine the factor for each part (4 X 1 and 2 X 1) and compute a weighted factor based on the number of planted rows.

$$40 \div 200 = .20 + 1.00 = 1.20 \text{ X } 4 \text{ rows} = 4.80$$

$$40 \div 120 = .33 + 1.00 = 1.33 \text{ X } 2 \text{ rows} = 2.66$$

$$4.80 + 2.66 = 7.46 \div 6 \text{ rows} = 1.24 \text{ conversion factor}$$

**F**  
**Conversion**  
**Table 1 Factor**  
**Limitations**

If planting patterns do not meet the requirements of Conversion Table 1, factors shall be limited according to this table.

The conversion factor shall not exceed...	For any pattern or part of a pattern of...
1.67	1 planted row or 2 consecutive planted rows alternating with idle land.
1.45	3 consecutive planted rows alternating with idle land.
1.33	4 consecutive planted rows alternating with idle land.
1.20	5 or 6 consecutive planted rows alternating with idle land.
1.00	7 or more consecutive planted rows alternating with idle land.

Continued on the next page

301 Cotton (Continued)

**G**  
**Conversion**  
**Table 2**

The factors included in Conversion Table 2 are applicable to New Mexico and the following Texas counties:

- Baylor
- Concho
- Runnels
- Schleicher
- Shackleford
- Sutton
- Taylor
- Throckmorton
- Valverde
- Wilbarger.

In addition, the factors are applicable to all counties west of the list of Texas counties.

<b>Conversion Table 2</b>	
<b>IF the planting pattern is...</b>	<b>THEN the yield conversion factor is...</b>
solid-planted (solid drilled-62") or nonqualifying skip-row patterns	1.00.
1 planted row X 1 or more skipped 30"-35" row	1.14.
1 planted row X 1 or more skipped 36"-62" row	1.28.
1 38" row X 1 34" skip-row	1.28.
1 less than 30" row X 1 less than 30" skip-row	1.00.
2 planted rows X 1 skipped 36"-62" row	1.42.
2 planted rows X 1 skipped 30"-35" row	1.26.

Continued on the next page



## 301 Cotton (Continued)

**G**  
**Conversion**  
**Table 2**  
**(Continued)**

<b>Conversion Table 2</b>	
<b>IF the planting pattern is...</b>	<b>THEN the yield conversion factor is...</b>
2 30"-62" planted rows X 1 less than 30" skipped row	1.00.
2 30"-35" planted rows X 1 skipped 36"-62" row	1.26.
2 36"-62" planted rows X 1 skipped 30"-35" row	1.26.
2 planted rows X 2 or more skipped 36"-62" rows	1.80.
2 planted rows X 2 or more skipped 30"-35" rows	1.60.
2 30"-35" planted rows X 2 36"-62" skipped rows	1.70.
2 36"-62" planted rows X 2 30"-35" skipped rows	1.70.
3 planted rows X 1 skipped 36"-62" row	1.35.
3 planted rows X 2 or more skipped 36"-62" rows	1.69.
3 planted rows X 1 skipped 30"-35" row	1.20.
3 planted rows X 2 or more skipped 30"-35" rows	1.50.
4 planted rows X 1 skipped 36"-62" row	1.28.
4 planted rows X 2 or more skipped 36"-62" rows	1.57.
4 planted rows X 1 or more skipped 30"-35" rows	1.14.
4 planted rows X 2 or more skipped 30"-35" rows	1.40.
5 planted rows X 1 skipped 36"-62" row	1.14.
5 planted rows X 2 or more skipped 36"-62" rows	1.43.
5 planted rows X 1 skipped 30"-35" row	1.07.
5 planted rows X 2 or more skipped 30"-35" rows	1.27.

Continued on the next page

301 Cotton (Continued)

G  
Conversion  
Table 2  
(Continued)

<b>Conversion Table 2 (Continued)</b>	
<b>IF the planting pattern is...</b>	<b>THEN the yield conversion factor is...</b>
6 planted rows X 1 skipped 30"-62" row	1.00.
6 planted rows X 2 or more skipped 36"-62" rows	1.28.
6 planted rows X 2 or more skipped 30"-35" rows	1.14.
7 planted rows X 1 skipped 30"-62" row	1.00.
7 planted rows X 2 or more skipped 30"-62" rows	1.10.
8 planted rows X 1 skipped 30"-62" row	1.00.
8 planted rows X 2 or more skipped 36"-62" rows	1.06.
9 planted rows X 1 or more skipped 30"-62" rows	1.00.
10 or more planted rows X 1 or more skipped 30"-62" rows	1.00.
mixed; such as 3 X 2, 4 X 1, 2 X 2	calculated by determining a factor for each pattern and computing a simple average.

Following is an example of computing the yield conversion factor when the planting is mixed using a 3 X 2, 4 X 1, 2 X 2 pattern planted in 40" rows.

**Example:** 3 X 2 = 1.69  
 4 X 1 = 1.28  
 2 X 2 = 1.80  
 4.77 ÷ 3 = 1.59

Continued on the next page

301 Cotton (Continued)

H Conversion Table 3

\*--The factors included in Conversion Table 3 are applicable to Kansas, Oklahoma, and all--\* Texas counties for which Conversion Table 2 does not apply.

<b>Conversion Table 3</b>	
<b>IF the planting pattern is...</b>	<b>THEN the yield conversion factor is...</b>
solid-planted (solid drilled-62") or nonqualifying skip-row patterns	1.00.
1 planted row X 1 or more skipped 30"-35" row	1.14.
1 planted row X 1 or more skipped 36"-62" row	1.28.
1 38" row X 1 34" skip-row	1.28.
1 less than 30" row X 1 less than 30" skip-row	1.00.
2 planted rows X 1 skipped 36"-62" row	1.33.
2 planted rows X 1 skipped 30"-35" row	1.26.
2 30"-62" planted rows X 1 less than 30" skipped row	1.00.
2 30"-35" planted rows X 1 skipped 36"-62" row	1.26.
2 planted rows X 2 or more skipped 36"-62" rows	1.50.
2 planted rows X 2 or more skipped 30"-35" rows	1.41.
2 30"-34" planted rows X 2 35"-62" skipped rows	1.46.
2 35"-62" planted rows X 2 30"-34" skipped rows	1.46.
3 planted rows X 1 skipped 36"-62" row	1.31.
3 planted rows X 2 or more skipped 36"-62" rows	1.45.
3 planted rows X 1 skipped 30"-35" row	1.20.

301 Cotton (Continued)

H Conversion Table 3 (Continued)

<b>Conversion Table 3 (Continued)</b>	
<b>IF the planting pattern is...</b>	<b>THEN the yield conversion factor is...</b>
3 planted rows X 2 or more skipped 30"-35" rows	1.37.
4 planted rows X 1 skipped 36"-62" row	1.28.
4 planted rows X 2 or more skipped 36"-62" rows	1.40.
4 planted rows X 1 skipped 30"-35" row	1.14.
4 planted rows X 2 or more skipped 30"-35" rows	1.33.
5 planted rows X 1 skipped 36"-62" row	1.14.
5 planted rows X 2 or more skipped 36"-62" rows	1.34.
5 planted rows X 1 skipped 30"-35" row	1.07.
5 planted rows X 2 or more skipped 30"-35" rows	1.27.
6 or more planted rows and 1 or more skipped rows	the same as included in Conversion Table 2.
mixed; such as 3 X 2, 4 X 1, 2 X 2	calculated by determining a factor for each pattern and computing a simple average.

Following is an example of computing the yield conversion factor when the planting is mixed using a 3 X 2, 4 X 1, 2 X 2 pattern planted in 40" rows.

**Example:** 3 X 2 = 1.45  
 4 X 1 = 1.28  
 2 X 2 = 1.50  
 4.23 ÷ 3 = 1.41

301 Cotton (Continued)

**I  
Cotton APH  
Computation  
Examples**

**Example 1:** This example is a 2-step process to convert skip-row yields to a solid plant yield. The producer's acreage, production, and annual yield information is shown in this table.

Year	Production	Acres	Yield
2000	122,010	400.0	A305
1999	259,000	700.0	A370
1998	143,310	510.0	A281
1997	128,800	400.0	A322
1996	182,250	450.0	A405
1995	217,070	650.2	*--A334

To convert the yields to a solid-plant basis, the average production is divided by the applicable yield conversion factor. The approved yield is calculated based on the adjusted production. Calculation of the approved yield is shown in this table.

Year	Production	Yield Conversion Factor	Factored Production	Acres	Yield
2000	122,010	1.42	85,923	400.0	A 215
1999	259,000	1.42	182,394	700.0	A 261
1998	143,310	1.42	100,923	510.0	A 198
1997	128,800	1.42	90,704	400.0	A 227
1996	182,250	1.42	128,345	450.0	A 285
1995	217,070	1.42	152,866	650.2	A 235
Approved Yield					237

--\*

**302 Crops With Intended Use of \* \* \* Processing**

---

**A**  
**Applicable Crops** Crops that have an intended use of \* \* \* processing have specific provisions for determining APH.

---

**B**  
**Harvested Acreage** Actual production shall be used for all harvested acreage.

---

**C**  
**Unharvested or Unacceptable Acreage** Acreage shall be appraised if the production is:

- unharvested
- not accepted by the processor.

Do not convert compensation received from the processor for acreage that is not accepted by the processor for APH purposes.

**Note:** If a NAP payment is issued and no potential production was determined (zero appraisal), then no production from the unharvested or acreage not accepted by the processor will be used for APH purposes.

---

**303 Conversion of Dry Pea Production**

---

**A**  
**Peas** All dry pea production harvested from green pea acreage will be divided by .60 and added to the total green pea production for APH purposes. The total production is divided by the acreage originally planted to green peas.

---

**304 Coarse Grains**

---

**A****Unit of Measure**

For APH purposes, harvested production shall be determined in bushels for acreage harvested as grain and in tons for acreage harvested as silage.

Harvested production may require conversion to the intended use determined according to paragraph 174.

---

**B****Grain/Silage  
Conversions**

The conversion factor is .15 for grain/silage conversions.

Make the conversion of bushels to tons by multiplying the bushels by the conversion factor.

**Example:** 5,000 bushels x .15 = 750.00 tons.

Make the conversion of tons to bushels by dividing the tons by the conversion factor.

**Example:** 750 tons ÷ .15 = 5,000 bushels.

---

**C****Intended Use**

Producers shall file acreage reports based on intended use. APH will be updated based on the actual market or actual use for which more than 50 percent of the acreage's harvested production is marketed.

If the intended use is not insurable in the county and covered by NAP, an APH data base shall be established for the noninsurable intended use.

---

Continued on the next page

304 Coarse Grains (Continued)

D

Example 1

Following is an example for determining an approved yield for silage when both grain and silage have been harvested. The data base reflects the following.

Year	Grain		Silage	
	Acres	Production	Acres	Production
1997	400	22,000 bu	100	825 tons
1998	400	24,000 bu	100	900 tons
1999	400	23,200 bu	100	870 tons
2000	400	23,600 bu	100	885 tons

The intended uses for 2001 are 400 acres grain and 100 acres silage. To determine the 2001 approved yield for silage, use the 1997 through 2000 actual silage production. Ignore all grain production.

Year	Silage		Silage Yield
	Acres	Production	
1997	100	825 tons	A 8.25
1998	100	900 tons	A 9.00
1999	100	870 tons	A 8.70
2000	100	885 tons	A 8.85
<b>2001</b>	<b>Silage Approved Yield</b>		<b>8.70 tons</b>

Continued on the next page



304 Coarse Grains (Continued)

E

Example 2

The following example provides the approved yield calculation process when grain is insurable in the county and silage is noninsurable. The database reflects the following.

Year	Grain		Silage	
	Acres	Production	Acres	Production
1996	500	27,500 bu		
1997	500	30,000 bu		
1998	500	29,000 bu		
1999	500	29,500 bu		

The 2000 intentions are 400 acres with an intended use of grain and 100 acres with an intended use of silage. A silage approved yield is required.

To determine the 2000 approved yield for silage, use the 1996 through 1999 actual grain production records and convert to silage.

Year	Acres	Grain Production	Silage Production Based on Grain Conversion	Silage Yield
1996	500	27,500 bu	4,125 tons	A 8.25
1997	500	30,000 bu	4,500 tons	A 9.00
1998	500	29,000 bu	4,350 tons	A 8.70
1999	500	29,500 bu	4,425 tons	A 8.85
<b>2000</b>	<b>Silage Approved Yield</b>			<b>8.70 tons</b>

Continued on the next page

304 Coarse Grains (Continued)

**E**  
**Example 2**  
**(Continued)**

Continuing the example with 2000 acreage and production information.

Year	Grain		Silage	
	Acres	Production	Acres	Production
1996	500	27,500 bu		
1997	500	30,000 bu		
1998	500	29,000 bu		
1999	500	29,500 bu		
2000	400	23,200 bu	100	900 tons

The 2001 intentions are 400 acres with an intended use of grain and 100 acres of silage.

\*--To determine the 2001 approved yield for silage, use the 1996 through 1999--\* actual grain production records and convert to silage as well as the 2000 actual silage production.

Year	Acres	Grain Production	Silage Production		Silage Yield
			Converted	Actual	
*--1996	500	27,500 bu	4,125 tons		A 8.25--*
1997	500	30,000 bu	4,500 tons		A 9.00
1998	500	29,000 bu	4,350 tons		A 8.70
1999	500	29,500 bu	4,425 tons		A 8.85
2000	100			900 tons	A 9.00
<b>2001</b>	<b>Silage Approved Yield</b>				<b>*--8.76 tons--*</b>

Continued on the next page

304 Coarse Grains (Continued)

**E**  
**Example 2**  
**(Continued)**

Continuing the example with 2001 acreage and production information.

Year	Grain		Silage	
	Acres	Production	Acres	Production
1996	500	27,500 bu		
1997	500	30,000 bu		
1998	500	29,000 bu		
1999	500	29,500 bu		
2000	400	23,200 bu	100	900 tons
2001	400	22,800 bu	100	855 tons

The 2002 intentions are 500 acres with an intended use of grain.

\*--To determine the 2002 approved yield for silage, use the 1996 through 1999--\* actual grain production records and convert to silage. Use the 2000 and 2001 actual silage production.

Year	Acres	Grain Production	Silage Production		Silage Yield
			Converted	Actual	
*--1996	500	27,500 bu	4,125 tons		A 8.25
1997	500	30,000 bu	4,500 tons		A 9.00--*
1998	500	29,000 bu	4,350 tons		A 8.70
1999	500	29,500 bu	4,425 tons		A 8.85
2000	100			900 tons	A 9.00
2001	100			855 tons	A 8.55
<b>2002</b>	<b>Silage Approved Yield</b>				<b>*--8.73 tons--*</b>

Continued on the next page

304 Coarse Grains (Continued)

E

Example 2  
(Continued)

Continuing the example with 2002 acreage and production information.

Year	Grain		Silage	
	Acres	Production	Acres	Production
1996	500	27,500 bu		
1997	500	30,000 bu		
1998	500	29,000 bu		
1999	500	29,500 bu		
2000	400	23,200 bu	100	900 tons
2001	400	22,800 bu	100	855 tons
2002	500	30,500 bu		

The intended acreage for 2003 is 500 acres of grain.

\*--To determine the 2003 approved yield for silage, use the 1996 through 1999 actual grain production records and convert to silage, as well as the 2000 and 2001 actual silage records. Following is an example of the database for calculating a 2003 silage approved yield.

Year	Acres	Grain Production	Silage Production		Silage Yield
			Converted	Actual	
1996	500	27,500 bu	4,125 tons		A 8.25
1997	500	30,000 bu	4,500 tons		A 9.00--*
1998	500	29,000 bu	4,350 tons		A 8.70
1999	500	29,500 bu	4,425 tons		A 8.85
2000	100			900 tons	A 9.00
2001	100			855 tons	A 8.55
2002	0				Z
<b>2003</b>	<b>Silage Approved Yield</b>				<b>*--8.73 tons--*</b>

Continued on the next page

304 Coarse Grains (Continued)

F

Example 3

Following is information from acreage reports.

Year	Grain Acreage Reported	Silage Acreage Reported
1997	400	100
1998	400	100
1999	400	100
2000	400	100

In 2000, the actual production from the 400 acres of grain is 190 acres harvested as grain and 210 acres harvested as silage. For 2001, the intentions are 400 acres of grain and 100 acres of silage.

To determine 2001 approved yield for **grain**, use the 1997 through 1999 actual grain production and actual 2000 grain production for the acreage harvested; however, since less than 50 percent of the harvested acreage was harvested as grain, use silage production and convert for the remaining 210 acres.

Year	Acres		Grain Production		Silage Production	Grain Yield
	From Grain	From Silage	Actual	Converted		
1997	400		22,000 bu			A55 bu
1998	400		24,000 bu			A60 bu
1999	400		23,200 bu			A58 bu
2000	190	210	9,500 bu	12,600 bu	1,890 tons	A55 bu
<b>2001</b>	<b>Grain Approved Yield</b>					<b>57 bu</b>

Continued on the next page

## 304 Coarse Grains (Continued)

**G****Additional Information**

If the crop is insurable as grain, reported with an intended use of grain, and a loss is:

- reported, a grain appraisal is necessary before the crop is harvested as silage

**Note:** The grain appraisal would be used for APH and the crop is not eligible for NAP.

- not reported, but 100 percent of the crop is harvested as silage, a conversion is used for APH purposes

**Note:** The crop is not eligible for NAP.

- not reported, but:

- more than 50 percent of the acreage is harvested for grain, then the grain production together with the silage production converted to grain is used for APH purposes

**Note:** The crop is not eligible for NAP.

- less than 50 percent of the acreage is harvested for grain, a grain appraisal is necessary before the rest of the crop is harvested as silage. The actual grain production together with the appraisal would be used for APH purposes and the crop is not eligible for NAP.

**Note:** Insurability is based on intended use, not actual harvest.

If the crop is not insurable as grain, reported with an intended use of grain, and a loss is:

- reported, but the crop will be harvested as silage, no appraisal is necessary and the APH data base will be updated and/or established for silage
- not reported, but more than 50 percent of the crop is harvested as silage, the APH data base will be updated and/or established for silage.

**Note:** A silage variety intended for grain will be covered by NAP if COC determines that the variety would produce grain.

305 Sugar Cane

---

**A****Unit of Measure**

All production must be converted to pounds of raw sugar. Raw sugar production indicated in net tons must be multiplied by 2000 to determine pounds of raw sugar.

Appraised potential production used for approved yield purposes must also be determined in net pounds of raw sugar using the following formula:

Appraised tons per acre X percent-of-sugar factor X 2000 = Potential production in pounds of raw sugar.

The percent-of-sugar (sucrose) must be determined from:

- field samples from the same field made by the mill
- acreage harvested from the same field
- the percent-of-sugar factor as indicated by a factor on the **county actuarial table** if the percent-of-sugar cannot be determined from either of the above methods.

**Note:** The county actuarial table can be accessed on the Internet at [www.rma.usda.gov/tools/](http://www.rma.usda.gov/tools/). This will enable States to query using the Actuarial Document Query by State or crop. The percentage of sugar will be included in the “Crop Statements” of the Special Provisions.

---

Continued on the next page

**305 Sugar Cane (Continued)**

---

**B  
Seed**

The producer must notify FSA at least 15 calendar days before cutting any sugarcane for seed. The notice must include the unit number and the number of acres the producer intends to cut for seed.

If proper notice is given, the approved yield for the current crop year will be used as appraised potential production for the acreage cut for seed unless a field appraisal was made. Producers may request a field appraisal if they feel the approved yield does not accurately reflect the acreage's potential production. If a field appraisal is made, the appraised potential production will be used for acreage cut for seed.

If the proper 15-calendar-day notice is not given, acreage cut for seed will be considered put to another use without consent. The approved yield for the current crop year will be applied as an ineligible cause of loss and used for loss purposes only. The acreage cut for seed will be used for APH purposes; however, the production associated with those acres will be zero.

---

\* \* \*



**306 Perennial Crops****A Crops Identified**

Perennial tree and vine crops include crops that are present at all seasons of the year, for which new growth occurs without manual reseeding on an annual basis. Perennial crops include, but are not limited to, the following:

- almonds
- apples
- blueberries
- citrus
- cranberries
- figs
- grapes
- macadamia nuts
- \* \* \*
- pears
- plums
- prunes
- stonefruit (apricots, nectarines, and peaches)
- walnuts.

**B Base Periods**

The base period for each APH database is determined by consecutive APH crop years, not \*--calendar years and consists of a minimum of 4 years and a maximum of:--\*

- 5 consecutive APH crop years immediately preceding the current crop year for apples and peaches
- 10 consecutive APH crop years immediately preceding the current crop year (a lag year) for crops that meet the provisions of paragraph 308
- 10 consecutive APH crop years immediately preceding the current crop year for all perennial crops, except apples, peaches, and lag year crops.



## 306 Perennial Crops (Continued)

## C

**Perennial Crop  
History  
Certification**

\*--Each producer must certify perennial crop production information by PRD. To determine the approved yield for a perennial crop that is planted by block, the blocks must be converted to an acreage basis according to subparagraph D.

---

## D

**Perennial Crop  
Acreage  
Certification--\***

When the perennial crop is planted by block, the perennial crop information shall include the following:

- acreage reported by block
- the year the plants (trees, vines, bushes, etc.) were set out or the year the block was grafted to the current variety
- the variety or type of plant contained in a specific block
- number of bearing plants (trees, vines, bushes, etc.) by block
- the average tree spacing or pattern observed within the identified block

**Example:** 18 X 20

- average pruning height for peaches.

\* \* \* The following instructions provide calculation procedures for plants in a block setting.

- **Percent Stand.** Calculate the percent stand by dividing the number of bearing trees/vines/bushes by the product of density, multiplied by the acres.
- 

Continued on the next page

## 306 Perennial Crops (Continued)

**D**  
**Perennial Crop**  
**\*--Acreage--\***  
**Certification**  
**(Continued)**

- **Plant Density.** Calculate the plant density (number of plants per acre) by taking the number of square feet per acre (43,560) divided by the number of square feet per plant.

**Example:** Based on a tree spacing of 20 X 20 = 400 square feet. The number of trees per acre is calculated as 43,560 square feet per acre divided by 400 square feet per tree = 109 trees per acre. If the normal spacing is 120 trees per acre, the percent stand is 91 percent ( $109 \div 120$ ).

When the perennial crop has not been planted by block or the block is not measurable, the perennial crop information shall include the following:

- number of bearing plants (trees, vines, bushes, etc.)
- the year the plants were set out or grafted to the current variety
- the variety or type of plant.

Assume a 100 percent stand and determine the number of acres in the unmeasurable block by using the normal spacing information included in paragraph 307.

**Example:** 187 trees are reported and, according to paragraph 307, 15 trees per acre is considered normal. The acreage for the unmeasurable block is 12.5 ( $187 \div 15$ ).

---

Continued on the next page

306 Perennial Crops (Continued)

**E**

**Field Inspections** Perennial field crop inspections are tools primarily designed to establish the validity of the crop and verify information provided by the producer.

\*--Field inspections may be made if a producer does not provide the required additional data. Field inspections are required according to this table.--\*

Crop	Status		
	New Producer	New or Previous NAP Applicant and Selected by Pre-Acceptance Field Selection Criteria	New or Previous NAP Applicant and Damage Has Occurred to Trees/ Vines/Bushes/Bog or Cultural Practices Have Been Performed That Will Reduce the Crop's Approved Yield From Previous Levels
Blueberries	An inspection is required.	A new inspection is required if the most recent pre-acceptance field inspection is <b>more than 5 years old.</b>	An inspection is required.
Texas citrus	An inspection is required.	Pre-acceptance field inspection criteria are not applicable.	An inspection is required.
Apples, cranberries, grapes, peaches, pears, plums, or stonefruit	An inspection is <b>not</b> required, unless selected by the pre-acceptance field selection criteria.	An inspection is required if no pre-acceptance field inspection or the most recent pre-acceptance field inspection is <b>more than 5 years old.</b>	An inspection is required.
All other perennial crops	An inspection is <b>not</b> required, unless selected by the pre-acceptance field selection criteria.	An inspection is required if no pre-acceptance field inspection or the most recent pre-acceptance field inspection is <b>more than 10 years old.</b>	An inspection is required.

Continued on the next page

306 Perennial Crops (Continued)

**F**

**Field Inspection Selection Criteria**

The following inspection selection criteria apply to all perennial crops. If a field inspection has not been performed, or the most recent field inspection is older than specified for the crop, field inspections are mandatory for any unit for which:

- a greater approved yield than the T-yield is calculated based on a historical record of production
- a high variability of actual yields (used to calculate the approved yield) is indicated by the following yield variance calculations:
  - if the frequency of actual yields that are less than 75 percent of the **producer's average yield** is equal to or greater than that shown on the following Yield Variance Table, and at least 1 such actual yield occurred during the most recent 3 crop years, a field inspection is required

<b>Yield Variance</b>	
<b>Number of Times the Annual Actual Yield Is Less Than 75 Percent of the APH Average Yield</b>	<b>Number of Years of Verifiable Records</b>
2	4 or 5
3	6 or 7
4	8 through 10

- if the average of the most recent 3 years' actual yields is at least 25 percent less than the average yield, a field inspection is required
- productivity is reduced. An inspection is required when **known** plant damage has occurred or cultural practices have been performed that will reduce the crop potential from previous production levels.

**307 Adjustments for Fruit and Nut Crops**

**A Producer Responsibilities**

Producers will be responsible for providing the following information:

- age of trees, see subparagraph O
- spacing of trees on average of number of trees per unit (to determine number of trees per acre), see subparagraph O
- whether the trees are managed or unmanaged, see subparagraph N.

**B COC Responsibilities**

COC must reduce T-yields, if age or spacing of trees on the unit is not capable of producing the county yield. DAFP has developed these reductions for COC's use as a guide from sources such as State university research stations, CSREES, RMA Regional Offices, and FSA State Offices.

COC may adjust the percentages in this paragraph; however, any adjustments must be justified and documented in COC minutes with the concurrence of an STC representative.

If the reductions in subparagraphs C through U do not provide an estimated reduction in yield for older trees, COC may reduce the yield for older trees using all available information.

\* \* \*

307 Adjustments for Fruit and Nut Crops (Continued)

**C Peaches and Nectarines**

Use this table to reduce the yield for peach and nectarine trees based on the age of the trees.

\*--

Age of Trees	Estimated Reduction in Yield
less than 3 years	100% reduction
3 years	50% reduction
4 years	30% reduction
5 years and older	no reduction

--\*

Normal spacing for peach and nectarine trees is 90 to 120 trees per acre. An additional reduction of 10 percent shall apply for every 7 trees below 90 trees per acre.

**D Limes**

Use this table to reduce the yield for lime trees based on the age of the trees.

Age of Trees	Estimated Reduction in Yield
4 years and older	no reduction
more than 2 years but less than 4 years	30% reduction
1 to 2 years	60% reduction

Normal spacing for lime trees is 100 trees plus per acre. An additional reduction of 10 percent shall apply for every 10 trees below 100 trees per acre.



307 Adjustments for Fruit and Nut Crops (Continued)

---

**E**  
**Citrus Except**  
**Limes**

Use this table to reduce the yield for citrus trees, except for lime trees, based on the age of the trees.

Age of Trees	Estimated Reduction in Yield
8 years and older	no reduction
more than 5 years but less than 8 years	30% reduction
2 to 5 years	45% reduction

Normal spacing for citrus trees is 100 trees plus per acre. An additional reduction of 10 percent shall apply for every 10 trees below 100 trees per acre.

---

**F**  
**Apples**

Use this table to reduce the yield for apple trees based on the age of the trees.

Age of Trees	Estimated Reduction in Yield
12 years and older	no reduction
less than 12 years	10% reduction for each year below 12

Normal spacing for apple trees is 109 trees per acre. An additional reduction of 10 percent shall apply for every 10 trees below 109 trees per acre.

---

Continued on the next page

307 Adjustments for Fruit and Nut Crops (Continued)

**G**  
**Apricots**

Use this table to reduce the yield for apricot trees based on the age of the trees.

Age of Trees	Estimated Reduction in Yield
8 to 20 years	no reduction
7 years	25% reduction
6 years	40% reduction
5 years	60% reduction
4 years	75% reduction

Normal spacing for apricot trees is 120 to 160 trees plus per acre. An additional reduction of 10 percent shall apply for every 12 trees below 120 trees per acre.

**H**  
**Grapes and**  
**Muscadines**

Use this table to reduce the yield for grape and muscadine vines based on the age of the vines.

Age of Vines	Estimated Reduction in Yield
5 years and older	no reduction
4 years	20% reduction
3 years	80% reduction

Normal spacing for grape and muscadine vines is 680 vines per acre. An additional reduction of 10 percent shall apply for every 68 vines below 680 vines per acre.

Continued on the next page

307 Adjustments for Fruit and Nut Crops (Continued)

---

**I**  
**Pears**

Use this table to reduce the yield for pear trees based on the age of the trees.

Age of Trees	Estimated Reduction in Yield
16 years and older	no reduction
15 years	10% reduction
14 years	20% reduction
13 years	30% reduction
12 years	40% reduction
11 years	50% reduction
10 years	60% reduction
9 years	70% reduction
8 years	80% reduction
7 years	90% reduction

Normal spacing for pear trees is 100 to 110 trees per acre. An additional reduction of 10 percent shall apply for every 10 trees below 100 trees per acre.

---

Continued on the next page

307 Adjustments for Fruit and Nut Crops (Continued)

**J**  
**Cherries (Tart)**

Use this table to reduce the yield for cherry trees (tart) based on the age of the trees.

Age of Trees	Estimated Reduction in Yield
over 23 years	5% reduction for each year over 23
13 to 23 years	no reduction
12 years	10% reduction
11 years	20% reduction
10 years	30% reduction
9 years	40% reduction
8 years	50% reduction
7 years	60% reduction
6 years	80% reduction

Normal spacing for cherry trees (tart) is 100 to 135 trees per acre. An additional reduction of 10 percent shall apply for every 10 trees below 100 trees per acre.

**K**  
**Cherries (Sweet)**

Use this table to reduce the yield for cherry trees (sweet) based on the age of the trees.

Age of Trees	Estimated Reduction in Yield
over 20 years old	5% reduction for each year over 20
10 to 20 years	no reduction
9 years	15% reduction
8 years	30% reduction
7 years	45% reduction
6 years	60% reduction

Normal spacing for cherry trees (sweet) is 150 trees per acre. An additional reduction of 10 percent shall apply for every 15 trees below 150 trees per acre.

Continued on the next page

**307 Adjustments for Fruit and Nut Crops (Continued)**

**L Pecans**

Use this table to reduce the yield for pecan trees based on the age of the trees.

<b>Age of Trees</b>	<b>Estimated Reduction in Yield</b>
13 years and older	no reduction
12 years	50% reduction
9 to 11 years	75% reduction

Use this table to take an additional reduction because of trees per acre.

<b>Age of Trees</b>	<b>Trees per Acre</b>	<b>Additional Reduction</b>
13 to 18 years	27	10% for each 3 trees below 27
more than 18 years to 40 years	14	10% for each 2 trees below 14
more than 40 years to 60 years	7	15% for each tree below 7

**M Native Pecans**

Consider each 15 native pecan trees as 1 acre regardless of the age of the tree. See subparagraph N for further reductions.

**\*--N Almonds**

Use this table to reduce the yield for almonds based on the age of the trees.

<b>Age of Trees</b>	<b>Estimated Reduction in Yield</b>
less than 4 years	100% reduction
4 years	75% reduction
5 years	50% reduction
6 years	25% reduction
7 years and older	no reduction

**O Olives**

Use this table to reduce the yield for olives based on the age of the trees.

<b>Age of Trees</b>	<b>Estimated Reduction in Yield</b>
less than 4 years	100% reduction
4 years	80% reduction
5 years	60% reduction
6 years	40% reduction
7 years	20% reduction
8 years and older	no reduction

--\*

307 Adjustments for Fruit and Nut Crops (Continued)

**\*--P Plums**

Use this table to reduce the yield for plums based on the age of the trees.

Age of Trees	Estimated Reduction in Yield
less than 3 years	100% reduction
3 years	50% reduction
4 years	30% reduction
5 years and older	no reduction

**Q Prunes**

Use this table to reduce the yield for prunes based on the age of the trees.

Age of Trees	Estimated Reduction in Yield
less than 4 years	100% reduction
4 years	75% reduction
5 years	50% reduction
6 years	25% reduction
7 years and older	no reduction

**R Walnuts**

Use this table to reduce the yield for walnuts based on the age of the trees.

Age of Trees	Estimated Reduction in Yield
less than 5 years	100% reduction
5 years	90% reduction
6 years	75% reduction
7 years	50% reduction
8 years	25% reduction
9 years and older	no reduction

**S Avocados**

Use this table to reduce the yield for avocados based on the age of the trees.

Age of Trees	Estimated Reduction in Yield
less than 3 years	100% reduction
3 years	93% reduction
4 years	85% reduction
5 years	71% reduction
6 years	42% reduction
7 years and older	no reduction

--\*

307 Adjustments for Fruit and Nut Crops (Continued)

**\*--T Pistachios**

Use this table to reduce the yield for pistachios based on the age of the trees.

<b>Age of Trees</b>	<b>Estimated Reduction in Yield</b>
less than 5 years	100% reduction
5 years	91% reduction
6 years	82% reduction
7 years	64% reduction
8 years	55% reduction
9 years	45% reduction
10 years	36% reduction
11 years	27% reduction
12 years	18% reduction
13 years and older	no reduction

**U Figs**

Use this table to reduce the yield for figs based on the age of the trees.

<b>Age of Trees</b>	<b>Estimated Reduction in Yield</b>
less than 3 years	100% reduction
3 years	92% reduction
4 years	77% reduction
5 years	60% reduction
6 years	45% reduction
7 years	31% reduction
8 years	18% reduction
9 years	8% reduction
10 years and older	no reduction

--\*

307 Adjustments for Fruit and Nut Crops (Continued)

V Unmanaged Orchards

The county average yield shall be reduced an additional 35 percent, if the orchard is unmanaged with no set management system, that is, no pruning, no set spray cycle, etc.

\*--**Example:** A producer has a stand of 15 acres of unmanaged apple trees. The county average yield is 456 bushels. The producer harvested 2,000 bushels of apples. The remaining apples were lost as a result of natural disaster.

<b>Step 1 - Calculate Reduction for Unmanaged Orchard</b>	
1	456 bu. x 15 acres of apples trees = 6,840 bu. of expected production
2	456 bu. x 35% reduction (unmanaged trees) = 160 bu.
3	456 bu. - 160 bu. = 296 bu. adjusted yield for NAP payment
4	160 bu. x 15.0 acres = 2,400 bu.
5	6,840 bu. - 2,400 bu. = 4,440 bu. adjusted expected production
<b>Step 2 - Calculate Net Production for NAP Payment</b>	
1	296 bu. x 50% (loss threshold) = 148 bu. x 15 acres = 2,220 bu. (loss required for NAP eligibility)
2	4,440 bu. (adjusted expected production) - 2,220 bu. (loss threshold) = 2,220 bu. (differential)
3	2,220 bu. (differential) - 2,000 bu. (harvested production) = 220 bu. net production for NAP payment

--\*

W Calculating Adjusted Yields

Use the following table to determine the yield reduction when trees are not at their full potential or have gone past their full potential of production.

<b>Step</b>	<b>Action</b>
1	Determine the total acres of the crop.
2	Determine the percentage of each age category by dividing each acreage by the result of step 1.
3	Multiply the T-yield by each category percentage from step 2.
4	For each category with an age reduction, multiply the result in step 3 by the applicable reduction percentage.
5	Subtract the result of step 4 from step 3 for each age category with a reduction.
6	Add the results of step 5 to any nonadjusted yield from step 3 to determine the adjusted T-yield. Load the adjusted T-yield during the approved yield process.

Calculate a yield reduction for acres planted at less than normal spacing. Spacing reductions shall be calculated in the same manner as age reductions.



**307 Adjustments for Fruit and Nut Crops (Continued)****W Calculating Adjusted Yields (Continued)**

Document all adjusted yields in COC minutes. If COC uses reduction percentages not listed in this paragraph, the adjustment must have concurrence of STC representative. Load the adjusted yield, the reason for the adjustment, and the date of COC or STC minutes documenting the adjustment during the approved yield process.

**308 Lag Year Crops****A Lag Year**

Some crops do not generally have production records available by PRD; therefore, there is a 1-year lag in the database.

**Example:** For the 2001 crop year, the base period will begin with the 1999 crop year and may contain up to ten APH consecutive crop years (beginning with 1999 and working backwards).

The base period for lag year crops consists of 10 consecutive APH crop years preceding the current crop year (a lag year) for crops that meet the provisions of this paragraph.

Crops for which lag year provisions may be applicable include, but are not limited to, the following:

- grapefruit
- lemons
- limes
- macadamia nuts
- oranges
- parsnips
- pummelo
- sugarcane
- tangerines.

**B Applying Yield Procedure**

Added land provisions apply to units on which the producer has not actively engaged in farming for a share of the crop's production for more than 2 crop years before the previous crop year.

New producer procedures apply if a person was not actively engaged in farming for a share of the sugarcane production for more than 2 crop years before the previous calendar year.

**308 Lag Year Crops (Continued)****B Applying Yield Procedure (Continued)**

For units (by practice) on which a lag year crop was produced for the previous crop year, the previous crop year is recognized as a crop year with actual production available, even though it cannot be reported until the next crop year.

**Example:** If the current crop year is 2001 and the crop was produced for the 2000 crop year, 2000 is recognized as a crop year with actual production available even though it cannot be reported until 2002.

Special procedure is used to determine the applicable T-yield for:

- new producers who elect to provide production reports
- previous producers who do not qualify as a new producer
- acreage which does not qualify as added land.

The T-yield shall be calculated as follows.

- If no production history before the previous crop year can be provided and assigned yield provisions do not apply, the approved yield shall be 80 percent of the applicable T-yield. The database shall be completed using four 80 percent T-yields.
- If 1 actual yield is applicable, the APH database shall be completed using 1 actual yield and three 90 percent T-yields.
- If 2 actual yields are applicable, the approved yield shall be calculated using 2 actual yields and two 100 percent T-yields. Two actual and two 100 percent T-yields are entered into the database.
- If 3 actual yields are applicable, the approved yield shall be calculated using 3 actual yields and one 100 percent T-yield. The 3 actual yields and one 100 percent T-yield shall be entered into the database.

**309-320 (Reserved)**

## Part 6 Production

### 321 Overview

#### A Purpose

The purpose of this part is to explain terms, identify production reporting requirements, and clarify policy.

#### B Definitions

The following terms are used in this part.

<b>Term</b>	<b>Usage and Meaning</b>	<b>References</b>
Actual Production	The total amount of harvested and appraised production on a unit.	Paragraph 326
Harvested Production	The total amount of harvested production from the unit supported by an acceptable record and certification of the producer.	Paragraph 327
Appraised Production	The amount of production: <ul style="list-style-type: none"> <li>• determined present on the unit that is not harvested</li> <li>• harvested, but not included in the unit's acceptable harvested production evidence.</li> </ul>	Paragraph 328
Assigned Production	The amount of unit production: <ul style="list-style-type: none"> <li>• loss because of ineligible causes</li> <li>• that must be attributed to the unit because of a guaranteed contract, payment, or similar arrangement.</li> </ul>	Paragraph 329
Expected Production	The amount of production anticipated on the unit for the crop year.	Paragraph 330
Net Production	Production to count. The total amount of harvested, appraised, and assigned production on the unit. Net production is used to calculate the amount of NAP assistance.	Paragraph 331
Salvage Value	The dollar value of production of the eligible crop type or variety that because of natural disaster cannot be sold or otherwise marketed in any market for which a price or yield is established.	Paragraph 333

## 322 Records of Production

**A Producer Responsibilities**

Producers are responsible for providing accurate and complete information. It is the producer's responsibility to report the total amount of unit production. It is not CCC's responsibility to determine the producer's amount of production. The producer's responsibilities include, but are not limited to:

- providing, when required, the best verifiable or reliable production evidence available for \*--the crop by practice, type, intended use, or planting period--\*
- summarizing all the production evidence
- accounting for all the crop's production, whether or not records reflect this production

**Note:** This may include production where u-pick operations are established after normal mechanical harvest has been completed.

- providing the information in a manner that can be easily understood by COC
- reporting production by the date specified by CCC
- retaining production evidence for 3 crop years after the crop year it is initially certified.

**Notes:** All producers including producers of hand harvested crops are required to provide acceptable and verifiable production records for that production which is harvested.

During any year that CCC-576 is filed because of loss, producers of hand harvested crops are required to notify the County Office 15 calendar days after harvest is complete and before destruction of the crop so an appraisal of remaining production can be completed. The purpose of the appraisal is to document production left in the field because of quality or unmarketable because of the lack of market.

If selected for spot check, supporting evidence is required for acreage and production that was certified on the current crop year CCC-452.

If the producer fails to provide acceptable production evidence where required by COC or as the result of a spot check, an assigned, zero credited, or T-yield will apply and shall be included in the APH database according to Part 5.

Refer to paragraph 36 for actions concerning unacceptable, incorrect, or false records and certifications.

## 322 Records of Production (Continued)

**B****Acceptable  
Records**

[7 CFR 1437.7 (h)] All acceptable production reports that are continuous, signed, and submitted by PRD by the producer for the applicable base period, will be used. Production records acceptable to CCC include verifiable or reliable:

- commercial receipts, settlement sheets, warehouse ledger sheets, pick records, or load summaries if the eligible crop was sold or otherwise disposed of through commercial channels
- documentary evidence, such as contemporaneous measurements, truck scale tickets, pick records, and contemporaneous diaries, as necessary, to verify information provided by the producer if the eligible crop was stored, sold, fed to livestock, or otherwise disposed of other than through commercial channels
- appraisal information from a loss adjuster acceptable to CCC.

**Note:** All producers of hand harvested crops will be required to request an appraisal after harvest is complete but before the destruction of the crop to  
\*--document any production left in the field when CCC-576 is filed because of loss.--\*

**C****Verifiable  
Records**

Verifiable production records for an eligible crop must be submitted by the producer to support an application for payment or as required to support a certification of production.

[7 CFR 400.52 (q)] Verifiable records of production include contemporaneous records provided by the producer that:

- may be verified by CCC through an independent source
- are used to substantiate the amount of production reported.

---

Continued on the next page

**322 Records of Production (Continued)**

---

**C****Verifiable  
Records  
(Continued)**

Verifiable records shall:

- be dated
  - show disposition of the crop's production, including both quantity and price
  - be seasonal or crop specific for crops that are produced more than once in a calendar year
  - be provided if they exist:
    - together with the producer's certification of production in support of any application for payment
    - whenever a record of production is otherwise required by CCC.
- 

**D****Reliable Records**

In the event the submission of production records is required and verifiable records are not available, the producer shall provide any documentation available, including, but not limited to:

- copies of receipts
  - ledgers of income
  - income statements of deposit slips
  - register tapes
  - invoices for custom harvesting
  - pick records.
- 

Continued on the next page

322 Records of Production (Continued)

E COC Responsibilities

COC shall follow this table when receiving and reviewing production records.

Step	Action
1	Date stamp original hard copy records with county name.
2	Photocopy original date-stamped production records submitted by the producer.
3	Place photocopied date-stamped records in the producer's county file.
4	Return original date-stamped production evidence to the producer.  <b>Note:</b> The original date-stamped production evidence can only be returned to the producer if the photocopies have been made and placed in the producer's file.
5	Review the producer's file for previously submitted production evidence. Ensure that records have not been duplicated.
6	Ensure that the producer understands that the production records must be: <ul style="list-style-type: none"> <li>• complete and represent the unit's total harvested production</li> <li>• for the correct unit, crop year, and acreage.</li> </ul>
7	Review all production records provided by the producer and determine whether the records support the producer's certification or report of production. If the records: <ul style="list-style-type: none"> <li>• support the producer's certification but are not verifiable, follow step 8</li> <li>• support the producer's certification and are verifiable, the records are acceptable</li> <li>• do <b>not</b> support or agree with the producer's certification, advise the producer the production records are not acceptable and will not be used for APH purposes or to calculate assistance.</li> </ul> <b>Note:</b> Once copies of production records have been placed in the producer's file in the county, they shall <b>not</b> be removed or returned to the producer.

322 Records of Production (Continued)

E COC Responsibilities (Continued)

Step	Action	
8	Before acting on any application for payment or determining the nonverifiable production record acceptable, compare the producer's record of production with *--neighboring producers of the crop who have provided verifiable or reliable--* reports of production.	
	<b>IF...</b>	<b>THEN...</b>
	similar levels of production were experienced on neighboring farms	the producer's certification, supported by some record of production, may be considered reliable and acceptable.
	records do not support the producer's certification of production or the level of production is significantly different than neighboring farms	COC shall deny NAP assistance and notify the producer that the certification and record are unacceptable.  <b>Note:</b> Under no circumstances shall COC assign production for a lack of acceptable production evidence. Production may only be assigned for reasons stated in paragraph 329.



## 323 Reports of Production

### A PRD

[7 CFR 1437.7 (a)] For each crop for which an acreage report is filed, the producer must report all production for that acreage not later than the immediately subsequent crop year acreage reporting date for the crop.

Except for grazed forage, controlled environment crops, and value loss crops, production must be reported for any NAP crop acreage. Failure to report production by the production reporting deadline:

- \*--shall result in the disapproval of any CCC-576 associated with the year in which benefits are requested--\*

**Note:** Reports of production for an eligible crop in the year for which CCC-576 is filed must be accompanied by an acceptable record of production.

- shall have adverse implications for future year approved yield calculations
- could result in future ineligibility for NAP assistance on this crop.

All certifications of production are subject to verification. Producers providing any certification of production attest that:

- the report of production is accurate and complete to the best of their knowledge
- there is no production of the crop omitted or otherwise not accounted for in the report
- an acceptable record supporting the certification exists and will be made available for review at the request of CCC for a period of not less than 3 years following the year production was certified.

\*--Production cannot be accepted without an acreage report.--\*

323 Reports of Production (Continued)

**B Requirements for Records and/or Certifications**

Depending on circumstances, producers are required to certify production and do either of the following:

- attest that an acceptable record exists to support this certification
- provide an acceptable record in support of this certification.

This table contains examples of when records and/or certifications of production must be provided.

<b>WHEN the producer is reporting unit production for...</b>	<b>AND...</b>	<b>THEN the producer must provide...</b>
the current or previous crop year before PRD for the year	harvest of the unit has been completed, and CCC-576 has not been or will not be filed for the current year	an acceptable certification of production on CCC-452 for such current or previous crop year that can be supported by an acceptable record of production.  <b>Note:</b> The producer providing any certification of production certifies that records are available and will be maintained to support this certification for a period of not less than 3 years following the year in which this certification was provided. Submission of the production records is not required unless selected for spot check.
	CCC-576 is or will be filed	an acceptable certification on CCC-452 <b>and</b> record of production for the year for which CCC-576 is or will be filed.  <b>Note:</b> COC may require acceptable records of production for any previous year of production certified by the producer before approving any CCC-576.

323 Reports of Production (Continued)

B Requirements for Records and/or Certifications (Continued)

\*--

<b>WHEN the producer is reporting unit production for...</b>	<b>AND...</b>	<b>THEN the producer must provide...</b>
a previous crop year for which a NAP acreage report was filed	an acceptable certification of production was not timely filed resulting in either an assigned or zero credited yield being placed in the unit's APH	an acceptable certification on CCC-452 <b>and</b> record of production for such year, before removal of the assigned or zero credited yield from APH database.  <b>Notes:</b> Approved yield calculations may be revised <b>only</b> for the following crop year.  See paragraph 254.
	an acceptable certification of production was not timely provided, and an approved yield was never calculated for the crop in any crop year	an acceptable certification on CCC-452 <b>and</b> record of production for each year in the APH period or have an applicable T-yield assigned to this year in the base period. The approved yield will be effective for the following year.

--\*

**324 Using Another Producer's Records****A Acceptable Records Not Maintained**

When a producer has not maintained acceptable records, acreage and production evidence from another person who shares in the same acreage of the crop for the current crop year may be used to support production reports certified by the producer when:

- the evidence is acceptable and accounts for all of the other producer's acreage and production of the crop in the county
- continuity requirements are met
- a copy is provided by the producer when selected for approved yield review or when required by COC.

**325 Reported and Determined Production****A Using Reported and Determined Production**

When a unit has both reported and determined production, COC shall use:

- the larger of the reported or determined production to determine net production and amount of NAP assistance
- determined production for APH purposes.

See Part 2 for NAP provisions concerning:

- unacceptable, incorrect, or false records and certifications
- ~~\*--variance--\*~~
- misrepresentation, scheme, or device.

**326 Actual Production****A Definition of Actual Production**

Actual production is the total of the eligible crop unit's:

- harvested production
- appraised production, if not accounted for in harvested production.

**Notes:** Appraisals must be performed by LA \* \* \*.

Actual production is the only production in the APH database that is the basis for calculating the approved yield.

**327 Harvested Production****A Definition of Harvested Production**

Harvested production includes all production of the eligible crop from the unit that can be supported by an acceptable record, including, but not limited to, production:

- gathered by hand
- grazed by livestock
- mechanically harvested.

Except for secondary use (subparagraph 174 C), the quantity of a commodity that has any dollar amount or equivalent value for sale or market as any intended use of the crop for which a price or yield is established by CCC is not salvage and must be counted as production of the crop regardless of whether a price or yield for the intended use is approved for the county.

See:

- paragraph 27 for quality losses
- paragraph 333 for salvage value.

**B Multiple-Harvested Crops**

The harvested production of eligible crop acreage harvested more than once in a crop year shall include the total harvested production from all harvests.

327 **Harvested Production (Continued)****C Commingled Harvested Production**

Producers must make the unit production of a commodity a matter of record before commingling by doing any of the following, as applicable:

- providing copies of verifiable documents showing that production of the commodity was purchased, acquired, or otherwise obtained from beyond the unit
- having the production measured
- having current year's production appraised.

**\*--D Commingled Between Practice, Type, Intended Use, or Planting Period**

When production has been commingled, separate production may be determined by practice, type, intended use, or planting period if:

- the producer provides a yield estimate by practice, type, intended use, or planting period from past production records
- the producer accounts for total disposition
- COC considers resulting yields reasonable.

When production has been commingled between practice, type, intended use, or planting period and the producer cannot provide a yield estimate by practice, type, intended use, or planting period, the total acreage and production will be charged to the practice, type, intended use, or planting period that would normally result in the highest yield, such as production commingled between irrigated and nonirrigated practices is charged to the irrigated practice. The approved yield for the lower yielding practice, type, intended use, or planting period will be based on variable T-yields determined by the number of years of actual yields provided.

**Example:** Producer A has an approved yield for sweet corn that has separate databases for both irrigated and nonirrigated practices. The STC-established yield for sweet corn is 65 cwt. Producer A did not maintain a separate production record between the irrigated and nonirrigated practices for the 2001 crop year. For the 2001--\* crop year, the APH database for the irrigated production would include both the irrigated and nonirrigated production. The APH database for the nonirrigated practice would be based on a variable T-yield determined by the number of years of actual yields provided.

327 Harvested Production (Continued)

\*--D Commingled Between Practice, Type, Intended Use, or Planting Period (Continued)

<b>Irrigated Approved Yield Database</b>			
<b>Sweet Corn - Irrigated</b>			
<b>Year</b>	<b>Production</b>	<b>Acres</b>	<b>Yield</b>
2007	22,080.00 cwt	120.0	A184
2006	12,000.00 cwt	100.0	A120
2005	16,800.00 cwt	120.0	A140
2004	28,800.00 cwt	180.0	A160
2003	16,800.00 cwt	160.0	A105
2002	16,680.00 cwt	120.0	A139
2001	22,800.00 cwt	120.0	A190
2008 Approved Yield = 148.00 cwt			

<b>Nonirrigated Approved Yield Database</b>			
<b>Sweet Corn - Nonirrigated</b>			
<b>Year</b>	<b>Production</b>	<b>Acres</b>	<b>Yield</b>
2007	5,160.00 cwt	60.0	A86
2006	6,720.00 cwt	80.0	A84
2005	5,760.00 cwt	60.0	A96
2004	Z	Z	Z
2003	3,600.00 cwt	80.0	A45
2002	4,500.00 cwt	60.0	A75
2001	0	60.0	T65
2008 Approved Yield = 75.00 cwt			

--\*

**327 Harvested Production (Continued)**

**E Commingled Between Units**

Production that is commingled between units before it is a matter of record shall be prorated to each respective unit in proportion to each unit’s harvested crop acreage according to this table.

Step	Action
1	Total the commingled production of the eligible crop.
2	Total the harvested acreage of the crop in each identified unit.
3	Divide step 1 by step 2.
4	Multiply the result of step 3 times each identified unit’s harvested acreage of the crop.
5	Add the result of step 4 for each unit to each unit’s respective harvested production.

**F Commingled Between Years**

COC shall consider production commingled between years as harvested production for the current year for the purposes of determining net production for the crop year of filing CCC-576, unless the production from another crop year is a matter of record before commingling. Production from a different crop year that is a matter of record before \*--commingling must be identified as production not to count on CCC-576, Part D, item 38.--\* COC shall not prorate commingled production between crop years.

Records used to identify the crop year from which production arose must be:

- verifiable
- acceptable to COC.



## 328 Appraised Production

### A Definition of Appraised Production

[7 CFR 400.52 (d)] Appraised production is production determined by FSA, RMA, FCIC, company reinsured by FCIC, or other appraiser acceptable to CCC, that was unharvested but \* \* \* reflected the crop's yield potential at the time of appraisal. For the purpose of APH, appraised production specifically excludes production lost because of ineligible disaster conditions.

See Part 7, Section 2 for procedure on performing appraisals.

## 329 Assigned Production

### A Definition of Assigned Production

Assigned production is the loss of production not related to natural disaster.

**Note:** An assigned yield in the APH database is **not** the same as assigned production. See Part 5, Section 1.

Assignments of production are required when there is CCC-576 for an eligible crop and any of the following apply:

- it is determined that the crop's loss is because of an ineligible disaster condition, or circumstances other than natural disaster, and this ineligible cause of loss has not been otherwise accounted
- unit acreage was destroyed without consent (paragraph 155)

**\*--Note:** In this case, the amount of assignment for this acreage shall be equal to the full--\* guarantee.

- the producer has a contract to receive a guaranteed payment for all or a portion of the crop, as opposed to or regardless of delivery
- the producer plants the crop after final planting date

**Note:** See:

- paragraph 25.5 for calculating assigned production
- Part 2 for eligible and ineligible causes of loss
- paragraph 332 for converting the guarantee to assigned production.
- irrigation equipment is not capable of supplying adequate water to sustain the expected production of a normal irrigated crop

**329 Assigned Production (Continued)****A Definition of Assigned Production (Continued)**

**\*--Example:** The county expected yield established in the county is based on pivot irrigation. However, a producer has a different type of irrigation method called drip irrigation. Given the different type of irrigation equipment used by the 1 producer, an assigned yield shall be determined if drip irrigation would not be considered representative of the irrigated yield established.

- for annual or perennial crops, the irrigation practice is not used
- for annual crops, the supply of available water at the beginning of the crop year is not adequate
- for perennial crops, the supply of available water at the beginning of the crop year is not adequate because of a circumstance not related to a natural disaster.--\*

**B Assigning Production**

COC shall document the following in each case where production is assigned:

- the basis for assignment
- the quantity of production assigned
- how the amount of assigned production was calculated or determined.

**Note:** Producers shall be notified of assigned production, including all of the information required to be documented by COC.

**C Use of Assigned Production**

Assigned production shall be:

- included in the eligible crop unit's net production for loss purposes
- excluded when calculating approved yields.

**330 Expected Production**

---

A

**Definition of Expected Production** Unit's expected production for a crop is equal to the smaller of the unit's reported or determined acreage multiplied by the eligible crop unit's approved yield.

---

**331 Net Production**

---

A

**Definition of Net Production** Net production is the **production to count** and applies when CCC-576 has been filed for the eligible crop. It includes all of the following types of unit production:

- harvested
  - appraised
  - assigned.
-



332 **Guaranteed Payments**

**A**  
**Required Information**

Producers must certify whether there has been any arrangement, agreement, or contract for guaranteed payment for production, as opposed to delivery, of any eligible crop for which CCC-576 is filed.

COC shall consider the failure to report the existence of any guaranteed payment contract or similar arrangement or agreement as providing false information to CCC. See Part 2 for information on determinations of misrepresentation, scheme, or device.

**B**  
**Assigning Production for Guaranteed Payments**

[7 CFR 1437.7 (i)] Any producer who has a contract to receive a guaranteed payment for production, as opposed to delivery, of an eligible crop shall have net production adjusted upward by the amount of production corresponding to the amount of the contract guarantee.

The adjustment shall be calculated and made according to this table.

Step	Action
1	Determine the total amount of guarantee. If this amount is on a per acre, square foot or yard, or similar basis, multiply the amount by the applicable acreage, square feet or yards, or other basis.
2	Determine the amount of production attributable to the guarantee by dividing the total amount determined in step 1 by the approved average market price for the crop.
3	Determine the amount of any actual and/or other assigned production (not because of guaranteed contracts).

Continued on the next page

332 Guaranteed Payments (Continued)

**B**  
**Assigning**  
**Production for**  
**Guaranteed**  
**Payments**  
**(Continued)**

Step	Action
4	Subtract the result of step 3 from the result of step 2.  <b>Note:</b> If step 3 is greater than step 2, <b>stop</b> . No assignment of production because of guarantee is required.
5	Add the result of step 4 to the unit's net production as assigned production because of guarantee.

**Example:** A producer has a crop guarantee of \$4,000. The crop has a CCC average market price of \$1. The production associated with the guarantee would be 4,000 pounds. The producer realized 3,000 pounds. actual production. The amount of production that must be assigned because of guarantee is 1,000 pounds.

**333 Salvage Value**

---

**A****Definition of Salvage Value**

Salvage value is the dollar amount or equivalent received by or available to the producer for the quantity of the commodity that cannot be marketed or sold in any market for which a price or yield is established by CCC. The loss of quality resulting in a commodity becoming salvage must be because of natural disaster.

**Note:** See paragraph 27 for quality losses.

The quantity of a commodity that is damaged and has no dollar or equivalent value for any intended use of the crop for which a price or yield is established by CCC shall:

- be treated as salvage
- not be considered production of the crop for any purpose.

**Example:** The producer intended 50,000 pounds of popcorn. Because of disaster, the popcorn suffers in quality and is not marketable as popcorn because it will not pop. The quantity of popcorn suffering a loss of quality and rendered unfit for market as popcorn can be considered salvage and not production of popcorn because the quantity has no dollar or equivalent value in any market for which CCC has established a price for popcorn.

---

Continued on the next page

**333 Salvage Value (Continued)**

---

**B****Determining the Value of Salvage Quantity**

If the quantity of a commodity qualifying as salvage and not production is marketed, producers must provide evidence of this marketing.

The value of the quantity of a commodity that is salvage and not production shall be determined by:

- COC
  - using the higher of:
    - any market price available to the producer for this quantity of the commodity
    - the dollar amount or equivalent value received for this quantity of the commodity.
- 

**C****Applying Salvage Value**

Salvage value shall:

- be deducted from the NAP payment calculated for the crop of the commodity, which was the basis for this salvage
  - not be considered as any type of production of the crop for any purpose, including, but not limited to:
    - the determination of whether the unit suffered requisite loss
    - APH and approved yield.
- 

**334-400 (Reserved)**



**Part 7 Notice of Loss****Section 1 CCC-576****401 Reporting Loss****A Overview**

CCC-576 documents:

- a producer's notice of loss or damage to a crop or commodity
- an explanation of what has been or will be done with the crop acreage or commodity
- a record of production
- an application for payment according to paragraph 502.

File and process CCC-576 according to the following:

- 2-CP, paragraph 24 for \* \* \* prevented planted CCC-576's
- \*--subparagraph B through G for low yield CCC-576's.

**B Filing CCC-576, Part B, Notice of Loss--\***

[7 CFR 1437.10] A notice of loss must be provided for:

- prevented planting claims, within 15 calendar days after the final planting date
- low yield claims and allowable value loss, the earlier of the following:
  - 15 calendar days after the damaging weather or disaster occurrence or date damage to \*--the specific crop acreage or commodity is apparent to the producer for low yield claims
  - 15 calendar days after the normal harvest date.

An acreage report shall be filed for the total crop acres in CCC-576:

- item 7A for 2012 and prior years
- item 8C and/or 9D, as applicable, for 2013 and subsequent years.--\*

Notice of loss must be provided:

- timely
- on CCC-576, Part B

## 401 Reporting Loss (Continued)

**\*--B Filing CCC-576, Part B, Notice of Loss (Continued)--\***

- for each weather related event or adverse natural occurrence that causes damage to or loss of a specific crop or commodity.

**\*--Notes:** A separate CCC-576, Part B shall be filed for each weather-related event or adverse natural occurrence that causes damage to or loss of a specific crop or commodity.

For 2012 and prior years, a separate CCC-576, Part B is also required to be filed for each crop, type within a pay crop, and pay type grouping recorded, even when the same weather-related event or adverse natural occurrence affected multiple crops (Exhibit 43)

For 2013 and subsequent years, multiple crops can be entered as part of the same CCC-576, Part B, when the same weather-related event or adverse natural occurrence affected the crops or commodities (Exhibit 44).--\*

**C Late-Filed CCC-576, Part B**

**\*--COC** shall receive each CCC-576 and determine whether CCC-576, Part B for the crop or commodity has been filed according to subparagraph A. If CCC-576, Part B is determined filed beyond the period identified in subparagraph A, COC shall consider acceptable crops or commodities on CCC-576's, that are filed at such time to permit:

- verification of the information on CCC-576, Part B by inspecting the specific acreage or crop involved
- COC or an authorized CCC representative the opportunity to determine, based on information obtained by inspection of the specific crop acreage or commodity, etc., that eligible disaster conditions, such as damaging weather or adverse natural occurrence as opposed to other factors, caused the claimed damage or loss.

Crops or commodities on CCC-576 **shall be denied** in each case where CCC-576, Part B is submitted beyond the period specified in subparagraph A and at a time that would not permit COC or an authorized representative the opportunity to inspect the specific crop acreage or commodity to verify the damage or extent of damage caused by the asserted disaster condition.

**Note:** The inspection must provide specific information about the damage or extent of damage to the specific crop acreage or commodity and not merely provide information on the existence of the crop acreage or commodity. The inspection must be completed within a reasonable amount of time to give the adjuster the opportunity to determine the percent of loss for that specific acreage or commodity.--\*

**401 Reporting Loss (Continued)****C Late-Filed CCC-576, Part B (Continued)**

\*--In no case shall crops or commodities on CCC-576, Part B filed beyond the period--\* identified in subparagraph A be determined acceptable unless the criteria in this subparagraph are met. STC's and COC's do **not** have authority to waive the requirement for a field inspection of CCC-576, Part B filed beyond the period identified in subparagraph A. COC shall document its findings on each crop or commodity on late-filed CCC-576.

**Example:** Producer late-filed CCC-576, Part B on January 15, claiming grazing loss because of drought. Snow fell on December 20, before field inspection was performed. In this case, COC cannot approve the late-filed CCC-576, Part B because drought condition cannot be verified by a field visit.

**D Processing CCC-576, Part B**

CCC-576, Part B shall:

- be completed by the producer or farm operator
- provide sufficient information for COC to determine that the claimed prevented planting or damage to specific crop acreage or commodity was the result of natural disaster as opposed to other circumstance
- **be date-stamped when received by the County Office**

**Note:** A photocopy of the date-stamped completed CCC-576 shall be given to the producer as evidence of filing.

- be reviewed and acted on by COC or a representative according to subparagraph E.

**Note:** County Office must publicize to all producers that a notice of loss will only be accepted on CCC-576.

**401 Reporting Loss (Continued)****E Review of CCC-576, Part B**

\*--COC, or CED if delegated authority exists, shall review each crop acreage or commodity on CCC-576, Part B and determine whether:

- notice of loss has been filed according to subparagraph A or B
- claimed disaster condition or period, in CCC-576, item 9 for 2012 (Exhibit 43), or item 6 for 2013 (Exhibit 44), appears reasonable and meets the definition of “natural disaster”--\*
- a field visit is required to verify information on CCC-576 according to subparagraph F
- the producer has requested an appraisal of the damaged crop acreage to be abandoned or put to another use.

**Note:** COC may delegate authority to CED to act in Part C of CCC-576. This delegation shall be recorded in the COC minutes.

**F Field Visits**

Field visits need not be performed with each timely filing of CCC-576, Part B. A field visit need only be performed, to the extent practicable, within 5 calendar days of the date CCC-576, Part B is filed if:

•\*--there is any question about the specific crop acreage or commodity, or claimed--\* disaster condition, including, but not limited to:

- the amount of acreage, or inventory for value loss crops
- whether the claimed loss or prevented planting condition occurred as claimed or whether the loss or damage was the result of natural disaster

## 401 Reporting Loss (Continued)

## F Field Visits (Continued)

- cases where the number of producers providing similar notices of loss is low and the alleged disaster condition is not apparent to COC

**Note:** A decision not to schedule a field visit in no way implies CCC's acceptance or approval of the specific crop acreage or commodity, or alleged disaster condition. It merely demonstrates that the information on CCC-576 does not appear to be questionable.

- an appraisal is required
- measurement service is requested
- spot check is required
- CCC-576, Part B is filed beyond the period identified in subparagraph B, but within the period stated in subparagraph C
- the producer indicates on CCC-576, Part B that the crop acreage or commodity will be destroyed or otherwise disposed of without benefit of harvest. In this case, the County Office shall initiate a request for appraisal of the specific crop acreage. See Section 2.

COC and CED shall have the option of scheduling a field visit for any CCC-576 when circumstances require inspection of the specific crop acreage or commodity.

Follow subparagraph 427 E for field visits performed for nonappraisal situations.

**401 Reporting Loss (Continued)****G COC Action on CCC-576, Part B**

COC or designee shall:

- ensure that the provisions of subparagraphs A through E have been followed
- review CCC-576, Part B
- complete CCC-576, Part C
- document findings and:
  - \*--disapprove crop acreage or commodity on notices of loss that are:--\*
  - not filed according to this handbook
  - filed for a circumstance other than natural disaster
  - filed beyond the period specified in subparagraph A or B so as to preclude CCC \*--from verifying, with physical evidence of the specific crop acreage or commodity, that the claimed loss or damage occurred

**Notes:** Each producer with an interest in the specific crop acreage or commodity--\* for which CCC-576, Part B is disapproved shall be notified in writing. The notification shall include a right of reconsideration to COC according to 1-APP. See instructions in subparagraph 6 A.

Any producer's right of reconsideration is limited to facts or circumstances of the case. The specific filing deadline for notices of loss is considered a rule of general applicability and is not, therefore, appealable.

- approve CCC-576, Part B's that are filed according to this paragraph and:
  - generate a letter to the producer or producers filing CCC-576, Part B according to instructions in subparagraph 6 A
  - schedule loss adjustment work as applicable according to Section 2.

**402-424 (Reserved)**

Section 2 Measurements and Appraisals

425 Overview

A Introduction

Producers choose whether to abandon, replant, destroy, or harvest specific crop acreage. A producer’s choice of action on any specific crop acreage could impact the producer’s eligibility for NAP assistance. The decisions made by the producer could have a bearing on the producer’s opportunity to provide acceptable production evidence for NAP purposes.

Part 6 explains:

- different types of production
- production reporting requirements
- when production records are required.

This table summarizes the requirements of **7 CFR 1437.10** and identifies what producers must do when certain situations arise.

<b>IF the producer...</b>	<b>THEN for APH and/or CCC-576 purposes...</b>
chooses not to harvest the crop	all eligible acres and crop units for which the producer intends to make an application for payment must be left intact until the units have been appraised or released * * *.
harvests the crop	the producer must provide such acceptable documentary evidence of crop production as CCC may require according to Part 6.

## 426 Performing Measurement Services

### A Measurement Service Provided at No Charge

Measurement services include the following:

- acreage determinations
- production measurements
- crop appraisals.

For NAP purposes, LA shall provide at no cost to the producer:

- any measurement service required as a result of an acceptable notice of damage or loss, \*--including required farm visits for late-filed CCC-576 and required appraisals for hand--\* harvested crops in a year of loss according to paragraph 322
- certain production measurements and crop appraisals for APH identified in paragraph 306 for perennial crops
- measurement services required for reviews and inspections, such as:
  - acreage reviews
  - spot checks
- in general, measurements needed for required information for which reporting by certification is not allowed.

### B Measurement Service Charges

For NAP purposes, charge for measurement services or late file according to 2-CP when:

- producers request the service to provide acceptable production records for APH

**Note:** County Office shall charge service fees for hand harvested crops when a producer requests an appraisal for APH purposes in a non loss year.

- certification of records is allowed
- other means of providing acceptable production records are available
- the production measurements and crop appraisals are not those identified in paragraph 306 for perennial crops

Charge measurement services according to 2-CP for all requests for contracts administered by an MPCCI company.



**426 Performing Measurement Services (Continued)****C Responsibility of Producers**

Although measurements or appraisals may assist a producer in meeting a requirement for accurate reports of acreage or production, the submission of a request for measurement or appraisal shall not relinquish the producer of the responsibility of providing required and acceptable information.

If any measurement service is not performed:

- and the producer paid a fee for this service, refund the fee
- the producer's eligibility for NAP assistance shall be determined based on acreage and production records acceptable to COC according to Parts 4 and 6.

A producer's failure to provide acreage and production evidence, when required, will result in:

- using assigned yields in calculating the approved yield
- denying NAP assistance for the crop year in which this failure occurred.

**427 Performing Appraisals****A Appraisal Requests**

Appraisals shall be requested by producers and completed timely by LA \* \* \* on all crops that will not be taken to harvest because of an eligible disaster condition.

**B Loss Adjustment Standards Handbook**

COC shall ensure that representative sample areas are established according to the FCIC specific crop loss Adjustment Manual Standards handbook, such as for forage, the FCIC Forage Loss Adjustment Standards Handbook (FCIC-25150).

**C Method of Appraising**

Perform appraisals and notify producers according to Loss Adjustment Manual procedure. If a loss adjustment appraisal is required for a crop for which Loss Adjustment Manual procedure is not available, complete the loss adjustment by identifying the affected acreage and documenting the method used to determine the production to count.

Record results of appraisal on CCC-576-1.

\* \* \*

**427 Performing Appraisals (Continued)****D Similar Treatment**

LA's \* \* \* shall follow established loss adjustment appraisal procedures when making loss adjustments.

**Exceptions:** No adjustment to the quantity of the crop shall be made because of a loss of quality unless a zero dollar value for this quantity is determined. See paragraph 27.

Pre-acceptance inspections and preharvest inspections are not required for the crop to be eligible for NAP. However, LA \* \* \* and COC must determine the crop was:

- produced using good farming practices
- adversely affected by natural disaster.

**Note:** A producer cannot elect to make specific crop acreage for which CAT is available eligible for NAP assistance by failing to meet CAT guidelines or provisions.

**E Completing Loss Adjustment Activities**

Loss adjustment appraisals for NAP shall be completed by LA, whenever possible.

\* \* \*

Loss adjustment activities that are not specifically related to an appraisal can be completed by any County Office employee who is capable of completing all of the following:

- verification of the accuracy of information entered on CCC-576, Part B
- all other necessary documents.

LA \* \* \* who completes the appraisal shall obtain the producer's signature on CCC-576-1. The producer's signature on CCC-576-1 is the producer's concurrence of production determined by LA.

**428 (Withdrawn--Amend. 44)**

**429-501 (Reserved)**

## Part 8 General Payment Provisions

## 502 Application for Payment

## A Filing CCC-576

[7 CFR 1437.10 (b)] An application for NAP payment must be filed on CCC-576, Parts D through G, as applicable:

- with the County Office where the units are administered
- in conjunction with filing an acceptable CCC-576-1 that is required only when an appraisal is required or measurement service is requested or required by spot check

**Exception:** If producer has signed the final appraisal and CCC-576-1, and all production is accounted on the CCC-576, Parts D through F, producer does not need to sign Part G.

- \*--no later than the subsequent crop year acreage reporting date for the crop or commodity following the crop year in which the loss occurred--\*

**Exception:** An application for NAP payment for perennial forage intended for grazing must be filed no later than **final** subsequent crop years acreage reporting date found in 2-CP, Exhibit 6 for the crop, following the crop year in which the loss occurred. The completion of independent assessments or the determination of the percentage of loss of similarly mechanically harvested forage from perennial forage acreage may not be known before the earlier of 15 calendar days before the onset of harvest or grazing of the \*--specific crop according to 2-CP, Exhibit 6.5.--\*

**Note:** Filing an application for payment 15 calendar days before the onset of harvest does **not** apply.

- COC has authority to encourage producers to provide information by an earlier date, such as sales closing date; however, production submitted by the subsequent crop year acreage reporting date for the crop shall be considered timely
- with required documentation according to subparagraph B.

**Notes:** A timely CCC-576 is required. Producers interested in obtaining a NAP payment for a qualifying loss shall file CCC-576.

Other producers involved in the farming relationship may choose to use the production and loss information previously filed. By signing the certification in Part G they acknowledge the information is correct.

\*--See Exhibit 43 for 2012 and prior years, and Exhibit 44 for 2013 and subsequent years, for further CCC-576 instructions.--\*

COC shall ensure that the filing requirement in this subparagraph is adequately publicized.

**502 Application for Payment (Continued)****B When CCC-576 Is Considered Filed**

CCC-576 is considered filed when all the following apply:

- it is accompanied by all required documentation for the unit, including, but not limited to:
  - an acceptable report of acreage according to Part 4
  - an acceptable CCC-576, Part B filed according to paragraph 401
  - acceptable production evidence according to Part 6
  - any document or form required to establish producer or person eligibility according to Parts 2 and 4

**Exception:** Approved yields are not applicable to:

- value loss crops (paragraph 181)
  - turfgrass sod (paragraph 186).
- any other documentation and information necessary from the applicant for COC to determine the correct payment amount.

**C Late-Filed CCC-576's**

CCC-576, and any required information and documentation for CCC-576, submitted beyond the period defined in subparagraph A shall be received by the County Office and placed in the producer's file.

COC shall immediately notify the producer in writing that:

- the application was not filed timely
- assistance cannot be paid.

**Note:** The letter advising any producer that CCC-576 cannot be paid shall include the basis for the determination and a right of reconsideration according to 1-APP. The right of reconsideration is limited to providing facts and evidence that CCC-576 was filed timely.

**503 Amount of Assistance**

**A Amount of NAP Assistance**

See paragraph 26 for information on the amount of NAP assistance available for a qualifying loss.

**B Average Market Price**

STC-approved average market prices shall be used to calculate NAP assistance.

**Exception:** See subparagraph 183 I for ornamental nursery.

STC shall establish average market prices according to paragraph 108.

**C AUD Value**

The applicable DAFP-established AUD value in the following table will be used to compute payments for losses of forage intended to be grazed.

<b>Crop Year</b>	<b>AUD Value</b>
2001	\$0.6787
2002	\$0.6599
2003	\$0.5772
2004	\$0.5374
2005	\$0.5304
2006	\$0.5746
2007	\$0.5950
2008	\$0.6359
2009	\$0.7034
2010	\$0.8415
2011	\$1.0095
2012	\$1.1053
*--2013	\$1.2560--*

**D Payment Factors**

[7 CFR 1437.11] STC-approved payment factors shall be used to calculate NAP assistance. STC shall establish payment factors according to paragraph 109.

When calculating a payment for a unit’s qualifying loss, the STC-approved:

- prevented planting payment factor shall be applied to any eligible prevented planted acreage for payment

## 503 Amount of Assistance (Continued)

## D Payment Factors (Continued)

- unharvested payment factor shall be applied to:
  - crop acreage planted but not harvested
  - any value loss crop's qualifying loss computed for payment

**Exceptions:** See subparagraph:

- 182 L for aquaculture
  - 183 K for ornamental nursery.
- any loss of turfgrass sod
- any loss of honey
- any loss of maple sap when the producer suffers a total loss of harvested production
- blueberry crop acreage:
  - not harvested
  - harvested by an individual or entity whose charge for harvest was based on the amount of blueberry production.

**Note:** For each CCC-576 involving blueberries, the applicant shall certify:

- whether the producer performed the producer's own harvest of blueberries, or whether blueberry harvest was performed by another individual or entity
- the basis for harvest expenses, such as cents per pound, dollars per acre, etc., if the producer contracted with another individual or entity to have blueberries harvested.

For crop acreage intended to be grazed, the unharvested payment rate is 1.000.

For crop acreage intended to be harvested, including intended for seed and excluding grazed,  
 \*--an unharvested payment rate established by STC shall be applied to all crop acreage--\*  
 abandoned or destroyed before harvest.

**504 Reductions**

**A NAP Payment Reductions**

NAP payments computed according to this handbook shall be reduced for:

- \*--payment limitation (paragraphs 34 and 34.5)--\*
- secondary use (subparagraph 174 C)
- salvage value (paragraph 333).

**505 Other Benefits**

**A Multiple Benefit Exclusion**

Before approving CCC-576, COC shall review whether the producer has requested or received other USDA benefits for the loss. County Office shall contact the producer and inquire whether the producer has received any other USDA benefit (including but not limited to a Group Risk Protection indemnity). If so, the producer should be asked to specify what the other USDA benefit was (not the amount, but the kind of benefit). NAP payments shall not be approved if the producer chooses or has received benefits for the loss under any other program administered by the Secretary.

If any person misrepresents facts or circumstances about a person having received another USDA benefit, action according to paragraph 36 may apply.

See paragraph 35 for information on multiple benefits.

**506 Determining Shares**

**A Eligible Producer and Shares**

A grower's claimed share of NAP payment cannot exceed both of the following:

- grower's share of the risk in producing the crop
- grower's actual valid claimed ownership share of the crop, at time of loss.

**507 FSA Determination Appeals****A Producer Rights on Appealable Determinations**

Participants have the right to appeal following FSA decisions on CCC-576, Part G when there is a question of fact or a factual dispute, for example, a dispute or question about the accuracy of share, acres, etc., or an assertion about correctly applying a rule, regulation, or generally applicable provision to a set of facts.

See 1-APP for appealable determinations.

**B Nonappealable Determinations**

Generally applicable provisions are **not** appealable according to 1-APP, including but **not** limited to the following:

- eligibility conditions or criteria
- signature requirements
- NAP payment rates and payment factors
- county expected yields
- \*--assessed grazing losses and established loss percentages.--\*

Cases involving FSA decisions on CCC-576, Part G that have no disputes of fact are **not** appealable. See 1-APP for nonappealable matters.

**C Letters to Producers Advising of Results of Office Determinations**

County Offices will issue a letter to participants about the result of processing CCC-576, Part G when a payment is either not computed or determined not to be owed to the participant. Such a decision will be considered to be a decision of a COC employee. See 1-APP, paragraph 13 and Exhibit 8, Example 2, “COC Employee Determination”.



**\*--507 FSA Determination Appeals (Continued)****C Letters to Producers Advising of Results of Office Determinations (Continued)**

The following is an example of a letter advising a participant that a payment was not computed, or will **not** be issued, in response to CCC-576, Part G.

Date:
<p>Mr. Arch Stanton 3 Littleton Rd Somewhere OH 12345-9876</p> <p>Dear Mr. Stanton:</p> <p>This letter is in response to your application for payment (your CCC-576, Part G) under the Noninsured Crop Disaster Assistance Program (NAP).</p> <p>You submitted a NAP application for payment. FSA processed that application and determined you were not due a payment under that application. Accordingly, a payment will not be issued.</p> <p>If you believe we have not properly reviewed and processed your application, you may appeal this determination to the county committee by filing a written request no later than 30 calendar days after you receive this notice in accordance with the FSA appeal procedures found at 7 CFR Part 780. If you appeal to the county committee, you have the right to an informal hearing which you or your representative may attend either personally or by telephone. If you appeal this determination to the county committee; you may later appeal any adverse determination of the county committee to the FSA State committee or the National Appeals Division. To appeal, write to the county committee at the following address and explain why you believe this determination is erroneous.</p> <p>Somewhere County FSA Committee 55 Main St Somewhereville, OH 12346-6543</p> <p>If you do not timely file an appeal of this determination, this shall be the final administrative determination with respect to this matter in accordance with regulations at 7 CFR 780.</p> <p>Sincerely,</p> <p>Sharina Farmer County Executive Director</p>

--\*

**508-599 (Reserved)**



Part 9 Compliance Reviews

600 NAP Compliance Reviews

A Overview

Compliance reviews for NAP are required to ensure the accuracy of the information provided by producers. Reviews will be required as determined by:

- the National Compliance Review list
  - subparagraph B.
- \*\*\*

These reviews consist of:

- approved yields which are based on certified production records
- acreage reports.

B Additional Required Selections

Reviews that fall into 1 of the following categories are designated as required reviews:

\*\*\*

- approved yield certified production where the approved yield is greater than 150 percent of the T-yield or adjusted T-yield, as applicable

**Note:** County Offices shall print the NAP Approved Yield Review Register according to paragraph 1112.

- \*\*\* inspections for a unit or crop when the COC, DD, or STC has reason to believe that the:
  - producer’s acreage or production report is inaccurate
  - production evidence submitted by the producer indicates that data is invalid or the reported production is unreasonable when compared to other units in the area.

\*\*\*

## 600 NAP Compliance Reviews (Continued)

**C Approved Yield Review Process**

Contact the producers and request the production evidence to support any certified production on CCC-452. Verify the production evidence certified by a producer for the most recent 3 APH crop years. If the approved yield does not have any production certified, then no review of production evidence is required. Acres must be reviewed.

**Example:** A 2007 approved yield is selected for review. The producer certified production for 2003, 2004, 2005, and 2006. Request the producer to provide the production evidence for 2004 through 2006.

The production evidence provided by the producers must then be verified by the facility where the production was sold or stored.

When contacting elevators, organizations, or other facilities to verify production evidence, the County Office shall provide:

- specific information, including producer's name and address, and crop or crops
- the reason and explanation for information requested.

**Note:** Producers authorized the release of the information on CCC-452.

The approved yield historical acres planted should be verified against the FSA-578 record. If planted acres were determined in an APH crop year, that acreage must be loaded in the APH database.

The approved yield must be manually recalculated if there are any changes to the actual production for any APH crop year. Calculate the percentage difference for an approved yield by dividing the current year approved yield by the approved yield determined to be correct. The current year approved yield must be changed if the difference is more than 5 percent and cup procedures do not apply. If the change was 5 percent or less, make the correction for the following year.

\*--Follow paragraph 39 to calculate variance and determine ineligibility, if applicable. An--\* approved yield record will be considered a discrepancy if the approved yield change is greater than 5 percent.

**600 NAP Compliance Reviews (Continued)**

**D Completing CCC-579**

For each producer or unit selected according to subparagraph A, complete CCC-579.

The summary information in CCC-579, items 28 through 30 shall be recorded in the National Compliance Review database:

- only if the producer was on the National Compliance Review list
- according to \* \* \* 2-CP \* \* \*.

600 NAP Compliance Reviews (Continued)

\*--E Example of CCC-579

The following is an example of CCC-579.

<b>This form is available electronically.</b>									
<b>CCC-579</b> (10-16-07)		<b>U.S. DEPARTMENT OF AGRICULTURE</b> Commodity Credit Corporation							
<b>NAP APPROVED YIELD COMPLIANCE WORKSHEET</b>		1. County Office Name	2. Crop Year						
		3. State Office Name							
4. Producer's Name	5. Producer's ID (Last 4 Digits)	6. Unit No.	7. Crop						
8. Crop Type	9. Intended Use	10. Practice	11. Planting Period						
12. Are production records verifiable or reliable? If "NO", explain:			<table border="1"> <tr> <th>YES</th> <th>NO</th> <th>N/A</th> </tr> <tr> <td></td> <td></td> <td></td> </tr> </table>	YES	NO	N/A			
YES	NO	N/A							
13. Are acceptable production records verified with delivery and/or storage point? If "NO", explain:			<table border="1"> <tr> <th>YES</th> <th>NO</th> <th>N/A</th> </tr> <tr> <td></td> <td></td> <td></td> </tr> </table>	YES	NO	N/A			
YES	NO	N/A							
14. Is all production accounted for, including harvested and appraised? If "NO", explain:			<table border="1"> <tr> <th>YES</th> <th>NO</th> <th>N/A</th> </tr> <tr> <td></td> <td></td> <td></td> </tr> </table>	YES	NO	N/A			
YES	NO	N/A							
15. When the unit has both reported and determined production was the determined production used? If "NO", explain:			<table border="1"> <tr> <th>YES</th> <th>NO</th> <th>N/A</th> </tr> <tr> <td></td> <td></td> <td></td> </tr> </table>	YES	NO	N/A			
YES	NO	N/A							
16. When the unit has both reported and determined acreage was the determined acreage used? If "NO", explain:			<table border="1"> <tr> <th>YES</th> <th>NO</th> <th>N/A</th> </tr> <tr> <td></td> <td></td> <td></td> </tr> </table>	YES	NO	N/A			
YES	NO	N/A							
17. Does reported production compare with other producers' reported production in the area? If "NO", explain:			<table border="1"> <tr> <th>YES</th> <th>NO</th> <th>N/A</th> </tr> <tr> <td></td> <td></td> <td></td> </tr> </table>	YES	NO	N/A			
YES	NO	N/A							
18. Is approved yield less than 150% of the T-yield or adjusted T-yield, if applicable? If "NO", explain:			<table border="1"> <tr> <th>YES</th> <th>NO</th> <th>N/A</th> </tr> <tr> <td></td> <td></td> <td></td> </tr> </table>	YES	NO	N/A			
YES	NO	N/A							
<b>FORAGE CROPS:</b>									
19. Does the producer have documentation to support production report, including contemporaneous diary entries, measurement service, etc.? If "NO", explain:			<table border="1"> <tr> <th>YES</th> <th>NO</th> <th>N/A</th> </tr> <tr> <td></td> <td></td> <td></td> </tr> </table>	YES	NO	N/A			
YES	NO	N/A							
20. Is the acreage reported reasonable for the certified production? If "NO", explain:			<table border="1"> <tr> <th>YES</th> <th>NO</th> <th>N/A</th> </tr> <tr> <td></td> <td></td> <td></td> </tr> </table>	YES	NO	N/A			
YES	NO	N/A							
<b>FARM STORED COMMODITY:</b>									
21A. Was farm stored grain certified?			<table border="1"> <tr> <th>YES</th> <th>NO</th> <th>N/A</th> </tr> <tr> <td></td> <td></td> <td></td> </tr> </table>	YES	NO	N/A			
YES	NO	N/A							
21B. If item 21A is "NO", was a measurement service requested? If "NO", explain:			<table border="1"> <tr> <th>YES</th> <th>NO</th> <th>N/A</th> </tr> <tr> <td></td> <td></td> <td></td> </tr> </table>	YES	NO	N/A			
YES	NO	N/A							
22. If the commodity was sold, do sales tickets support reported production? If "NO", explain:			<table border="1"> <tr> <th>YES</th> <th>NO</th> <th>N/A</th> </tr> <tr> <td></td> <td></td> <td></td> </tr> </table>	YES	NO	N/A			
YES	NO	N/A							
<small>The U.S. Department of Agriculture (USDA) prohibits discrimination in all its programs and activities on the basis of race, color, national origin, age, disability, and where applicable, sex, marital status, familial status, parental status, religion, sexual orientation, genetic information, political beliefs, reprisal, or because all or part of an individual's income is derived from any public assistance program. (Not all prohibited bases apply to all programs.) Persons with disabilities who require alternative means for communication of program information (Braille, large print, audiotape, etc.) should contact USDA's TARGET Center at (202) 720-2600 (voice and TDD). To file a complaint of discrimination, write to USDA, Director, Office of Civil Rights, 1400 Independence Avenue, S.W., Washington, D.C. 20250-9410, or call (800) 795-3272 (voice) or (202) 720-6382 (TDD). USDA is an equal opportunity provider and employer.</small>									

--\*







## Part 10 County Office Software Operations

### \*--Section 1 National Crop Table, 2008 and Prior Crop Years--\*

#### 751 Overview

##### A Introduction

NCT is a web-based application \* \* \* that will be used for all programs requiring price and yield data, such as NAP and future disaster programs.

For NAP purposes, NCT will be used to:

- recommend and approve crop data
- maintain a historical database for prices and yields.

The records will be validated against the crop codes according to Exhibits 7, 7.5, 7.6, or 7.7, as applicable; 2-CP, Exhibit 10.5; FIPS codes; and the insurability file when it becomes available. National, State, and County Office personnel will have access to NCT to view, change, and add crop records.

##### B NCT Security

USDA eAuthentication security is enforced to ensure that a user can only update crop records for their respective State or County. Authority roles are defined as “County”, “State”, and “National” users in eAuthentication, and different levels of access will be granted according to the user’s role.

Authorized users with a “County”, “State”, or “National” eAuthentication NCT role:

- **must** access NCT software using a valid eAuthentication ID and password through the FSA Intranet web site “FSA Applications”
- will have the capability to access NCT to add and modify crop records **only** for their State or County and to view crop records for all States.

All other users with valid eAuthentication ID’s will have the capability to view, but **not** modify, crop records for all States and counties.

If the State Office needs additional users, the State Office shall:

- request new user access through the State Security Liaison Representative
- ensure that all requests for “County” or “State” authority are verified by the State disaster specialist so that the appropriate NCT authorization role can be assigned to the users eAuthentication ID.

751 Overview (Continued)

C Accessing the National Crop Table Web Site

To access NCT, go to [http://intranet.fsa.usda.gov/fsa/FSAIntranet\\_applications.html](http://intranet.fsa.usda.gov/fsa/FSAIntranet_applications.html).

\*--Under Production Adjustment & Disaster Programs, CLICK “NCT – National Crop Table (2001-2008)”.

State & County T-OPS/LWV	<ul style="list-style-type: none"> <li>• WSRIS - IE, WORK Status Report System- Internet Enabled</li> </ul> <p>Administrative Applications</p> <ul style="list-style-type: none"> <li>• COC Elections</li> <li>• COC State AO Reports</li> <li>• COE Replacement</li> <li>• ERSR</li> <li>• Directive Tools</li> <li>• OIP - Office Information Profile</li> </ul> <p>Financial Services</p> <ul style="list-style-type: none"> <li>• Financial Applications</li> </ul> <p>Rates and Fact Sheets</p> <ul style="list-style-type: none"> <li>• County LDP Rates</li> <li>• Honey Rates</li> <li>• Pulse Crop Rates</li> <li>• Wool Rates</li> <li>• Grain Warehouse Rates</li> <li>• Program Fact Sheets</li> </ul>	<p>Assistance Payment</p> <ul style="list-style-type: none"> <li>• eLDP - Electronic Loan Deficiency Payments</li> <li>• EWR - Electronic Warehouse Receipts</li> <li>• MILC-X - MILC Extension Program</li> <li>• Peanut Program</li> <li>• Sugar Program</li> <li>• TAA - Trade Adjustment Assistance</li> <li>• Tobacco Transition Payment Program</li> </ul> <p>Production Adjustment &amp; Disaster Programs</p> <ul style="list-style-type: none"> <li>• AILFP- American Indian Livestock Feed Program</li> <li>• 2005-2006-2007 CDP Crop Table</li> <li>• Compliance Query Tool</li> <li>• DCP - Direct and Counter-Cyclical Program</li> <li>• Homeland Security</li> <li>• LAPLT - Livestock Assistance Program Load Table</li> <li>• LAP - Livestock Assistance Program</li> <li>• NCT - National Crop Table (2009 - )</li> <li>• NCT - National Crop Table (2001-2008)</li> <li>• STORM</li> <li>• TAP - Tree Assistance Program</li> </ul>
-----------------------------	--	--

--\*

## 751 Overview (Continued)


## C Accessing the National Crop Table Web Site (Continued)

\*--The USDA eAuthentication Warning Screen will be displayed, CLICK “Continue”. Enter User ID and password, CLICK “Login”.

The Welcome to the National Crop Table Program Screen will be displayed that allows users to select the crop year and load crop data.



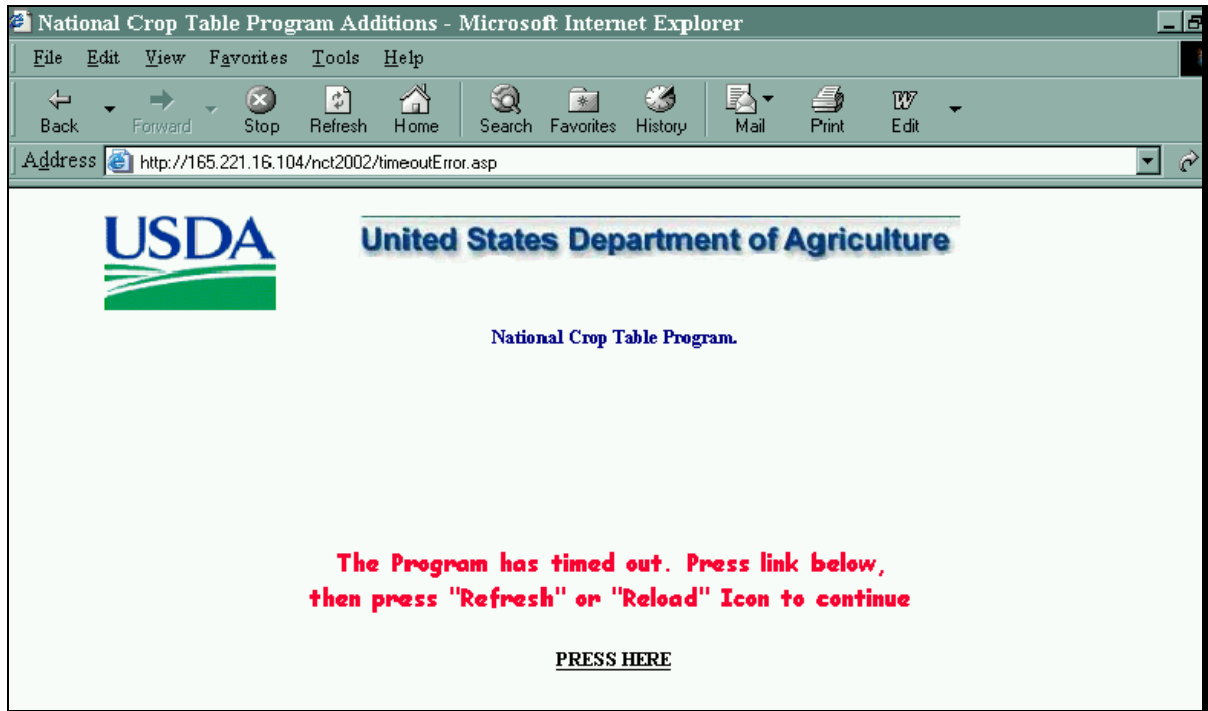
**Note:** When using NCT, **always** use the NCT screen “back” option.

Using “ Back” from the Internet Explorer tool bar or Netscape Navigator will cause **undetected errors**.--\*

## 751 Overview (Continued)

**D Timing Out**

\*--Inactivity will result in system time-out before a user is notified. This eliminates open connections to the web site which could ultimately slow down the system. The user will be notified of system time-out when the user attempts to resume activity. The following screen will be displayed.--\*



**751.5 \* \* \* NCT Pay Groupings**

**A Background**

\*--Each year the National Office updates a NAP pay grouping file to include approved NAP crop definition changes. The pay grouping file is used to validate whether crops added to NCT are approved for NAP. Crops added to NCT that do not match the NAP pay grouping file cannot be flagged "Y" for approval and will not be downloaded to the County Office.

**B Adding Crops to the NAP Pay Grouping File**

Follow subparagraph 170 E to request a new crop to be added to the NAP pay grouping file. An error message will be displayed, according to subparagraph 757 C, for any crop, type, and/or intended use added to NCT that is not included in 2-CP, Exhibit 10.5.--\*

## 752 Rollover Process

### A Background

NCT was developed to maintain a current data base of prices and yields that could be used by all programs. For the National Office to review and approve NAP crop data, State and County Offices were requested to data load historical price and yield information in NCT. Any NCT historical data loaded will be rolled over to the subsequent crop year to:

- allow State and County Offices access to NCT
- timely process NAP payments.

This will enable offices to do either of the following:

- update the most recent crop year for the historical data base
- load all 5 years of crop data for those crops not having historical records.

### B Initial Download Process (Shell Records)

To ensure applications for coverage are taken timely, NCT must download basic crop information into the System 36 before approval at the county, State, or national level so the application closing date validation can be performed. A rollover of all 2004 NCT records was performed to process the initial download of data. Additional downloads will be \*-performed on crops added as shell records. The status code for shell records is "S".--\*

State and County Offices will update NCT crop records by entering all other valid data before setting the State approval flag. Once the State approval flag is set to "Y", the record will be downloaded with the updated information.

State Offices may add a shell record to NCT for a crop not included in the County Office crop table according to subparagraph 756 E. However, an application for coverage cannot be entered in the automated system until the:

- basic crop information is downloaded to the County Office crop table
- crop is included on the pay grouping table.

**Notes:** Shell records do not require a price or yield to be approved before download to the County Office crop table.

752 Rollover Process (Continued)

**B Initial Download Process (Shell Records) (Continued)**

\*--The following NCT data from the current crop year data is rolled to the subsequent crop--\* year data for shell records. The status code for a rolled record is "R".

<b>Crop Year Data</b>	
Crop Type	Final Planting Date
Crop Code	Acreage Reporting Date
Practice Code	Normal Harvest Date
Planting Period	Application Closing Date
Intended Use	Graduated Price Code
County Code	

**C \* \* \* Rollover**

\*--All current crop year data is rolled to the subsequent year NCT regardless of an approval flag to expedite the crop table process. The following crop data will be included in NCT--\* rollover with the option to change the following:

- practice code
- graduated price code
- planting period
- acreage reporting date
- normal harvest date
- final planting date
- application closing date
- prevented factor
- unharvested factor
- historical yield and price data
- acres per animal unit
- grazing days
- unit of measure.

## 752 Rollover Process (Continued)

**D Historical Data**

For 2001 NCT, an exception was made to not require historical data to be loaded before approving a crop record. For subsequent years, historical data must be entered in at least 1 year through the most current crop data year before approving the crop record.

**Notes:** For 2001, 2002, and 2003, NCT data can only be viewed.

For 2004 NCT, price and yield crop data for 1997 through 2002 will be displayed. The 1997 price and yield data will not be accessible to State and County Offices. However, State Offices will be able to update historical data previously loaded in the 2003 NCT for crops 1998 through 2001.

For 2005 NCT, price and yield crop data for 1998 through 2003 will be displayed. The 1998 price and yield data will not be accessible to State and County Offices. However, State Offices will be able to update historical data previously loaded in the 2004 NCT for crops 1999 through 2002. Historic data must be entered in at least crop data year 2003 when no other crop data is available. If historic data was entered in any previous years, historic data for all subsequent years is required.

For 2006 NCT, price and yield crop data for 1999 through 2004 will be displayed. The 1999 price and yield data will not be accessible to State and County Offices. However, State Offices will be able to update historical data previously loaded in the 2005 NCT for crops 2000 through 2003.

**Example:** Historic data has been entered for 2000; therefore, historic data must be entered for 2001, 2002, and 2003.

**E Acres Per Animal Unit/Grazing Days**

With the exception of the AUD value and year, the NCT rollover process will consist of all data previously established by STC. For 2001 the AUD value was not defaulted. For 2002 and subsequent years, the NCT rollover process will update the AUD value according to subparagraph 503 C.

**Note:** The AUD value for:

- 2006 is \$0.5746
- 2007 is \$0.5950
- 2008 is \$0.6359
- 2009 is \$0.7034
- 2010 is \$0.8415
- 2011 is \$1.0095
- 2012 is \$1.1053
- \*--2013 is \$1.2560.--\*



**753 National Crop Table Process****A Forage Crops**

When a producer intends a crop to be mechanically harvested, but the actual use of the crop acreage is completely grazed, the loss calculation for the acreage grazed will be determined using AUD. To ensure that records are available for the proper forage calculation on the application for payment, NCT requires a grazing record to be data loaded before a forage crop intended for forage and some forage crops intended for seed. Even though some crops may not normally be grazed, even in a drought year, such as alfalfa, State Offices are required to establish the acres per animal unit and grazing days for the crop. These grazing records must be established for each practice; that is, irrigated or nonirrigated.

**Example:** If there is an irrigated forage record, you must have an irrigated grazing record.

\* \* \*

**Notes:** A grazing record will only be required for small grains if the intended use is forage. Intended uses of seed and grain for small grains do not require a grazing record to be entered.

For alfalfa mix, a grazing record must exist before entering a record for the intended uses of seed and forage.

\* \* \*

**753 National Crop Table Process (Continued)****B Warm and Cool Season Forage Designations**

For 2001, States that designated warm and cool season grasses for grazing experienced a problem, because the planting period for a warm season grazing crop (02) did not match the planting period for the mechanically harvested forage crop (01). As a result, those States designating both warm and cool season grasses for grazing were required, for the warm season grass, to create a duplicate record for planting period 01, normally considered cool or full season. This enabled the software to find a matching grazing record for the mechanically harvested crop, always designated as planting period 01.

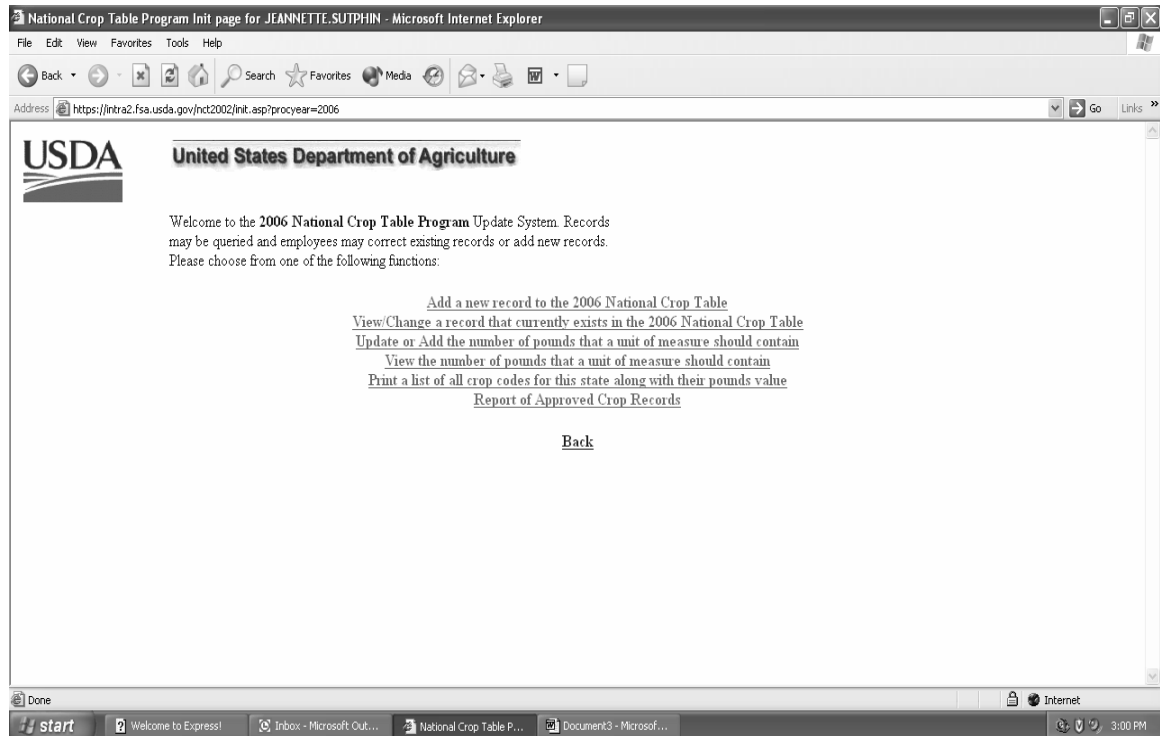
Unlike 2001, for 2002 and subsequent crop years, States that establish warm and cool season grasses will not be required to load a duplicate grazing record for planting period 01 for the sole purpose of matching the mechanically harvested forage record (planting period 01) on the crop table. For 2002 and subsequent years, payment software will process a mechanically harvested forage crop (planting period 01) as long as there is a grazing record regardless of a planting period (could be planting period 01 or 02).

**Note:** This was not a problem on cool season grasses for grazing for States that designated full season grasses for grazing (both 01), because the planting period designation of 01 already matched the planting period for the mechanically harvested forage crop.

## 753 National Crop Table Process (Continued)

## \*--C NCT Options

After selecting a crop year as shown in subparagraph 751 C, the following screen will be displayed to show available NCT options respective to the user's level of authorization.



**Note:** Specific procedure for each option can be found in:

- paragraph 755 for County Office users
- paragraph 756 for State Office users
- paragraph 756.5 for National Office users.--\*

**754 Units of Measure in the National Crop Table****A Selecting the Update/Add Option for Units of Measure**

If the unit of measure is in barrels, boxes, bunches, bushels, cartons, containers, crates, or lugs, the State Office user shall update the units of measure table before adding or reviewing/modifying crop data into NCT.

For 2005 and subsequent years, if the unit of measure is “bunches,” zeroes will be accepted for pounds per unit of measure for the crop. Zeroes will not be accepted for pounds per unit of measure for crops with the unit of measure other than “bunches”.

To update the unit of measure, select the “Update or Add the number of pounds that a unit of \*--measure should contain” option, as displayed in subparagraph 753 C. This option allows--\* State Offices to enter the number of pounds per unit of measure by crop.

**Notes:** This option is also available to County Offices, but only to view information loaded by the State or National Office.

Ensure that the “Back” button on the NCT screen is used.

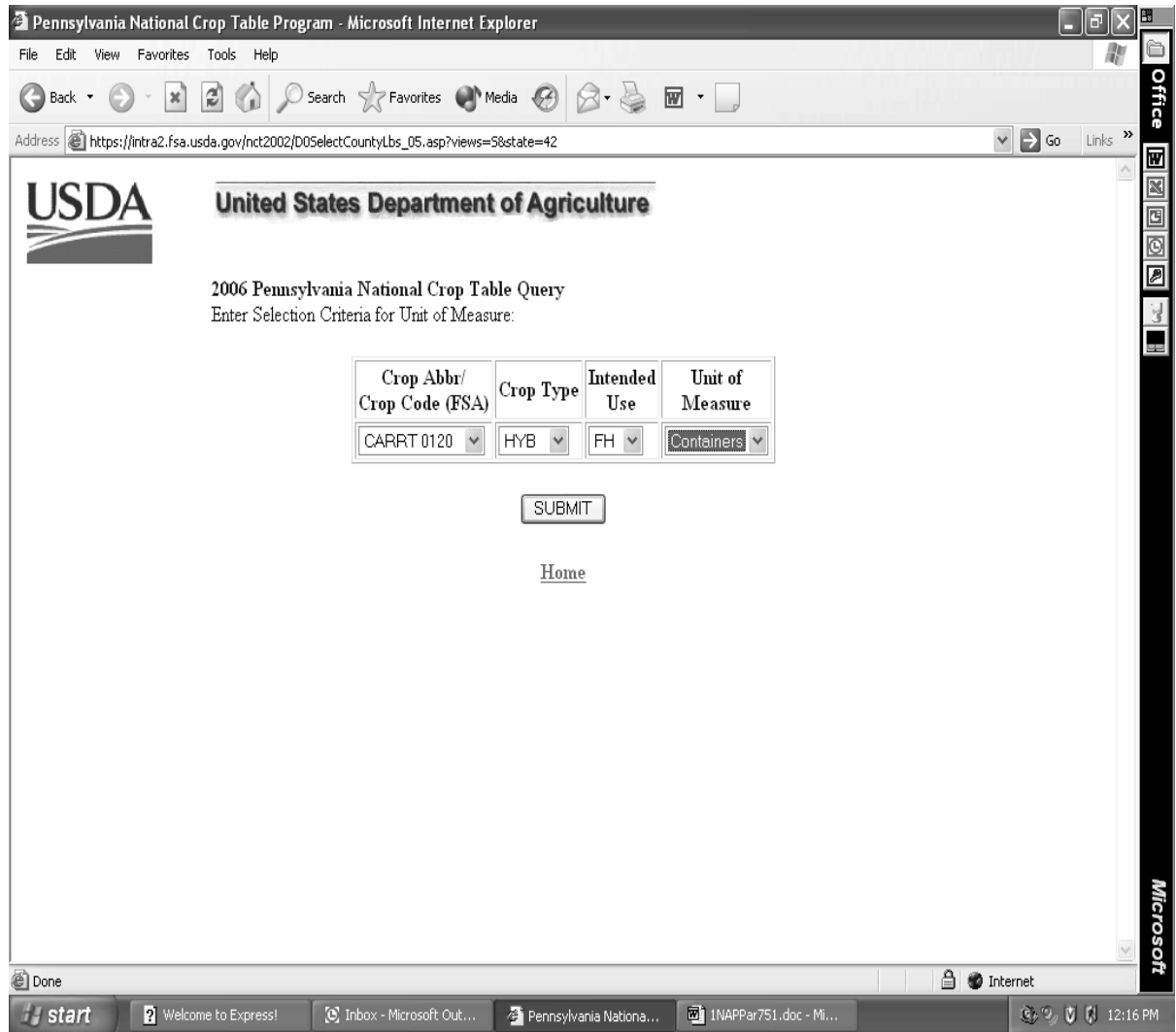
\* \* \*

754 Units of Measure in the National Crop Table (Continued)

**B Selection Screen**

\*--State Office users select the crop code/crop abbreviation, crop type, intended use, and unit of measure, as shown in the following screen. The field may be blank if the crop does not have a crop type and/or intended use.

The State Office user will use the drop down menu to select the applicable information, and click the “Submit” button to proceed.

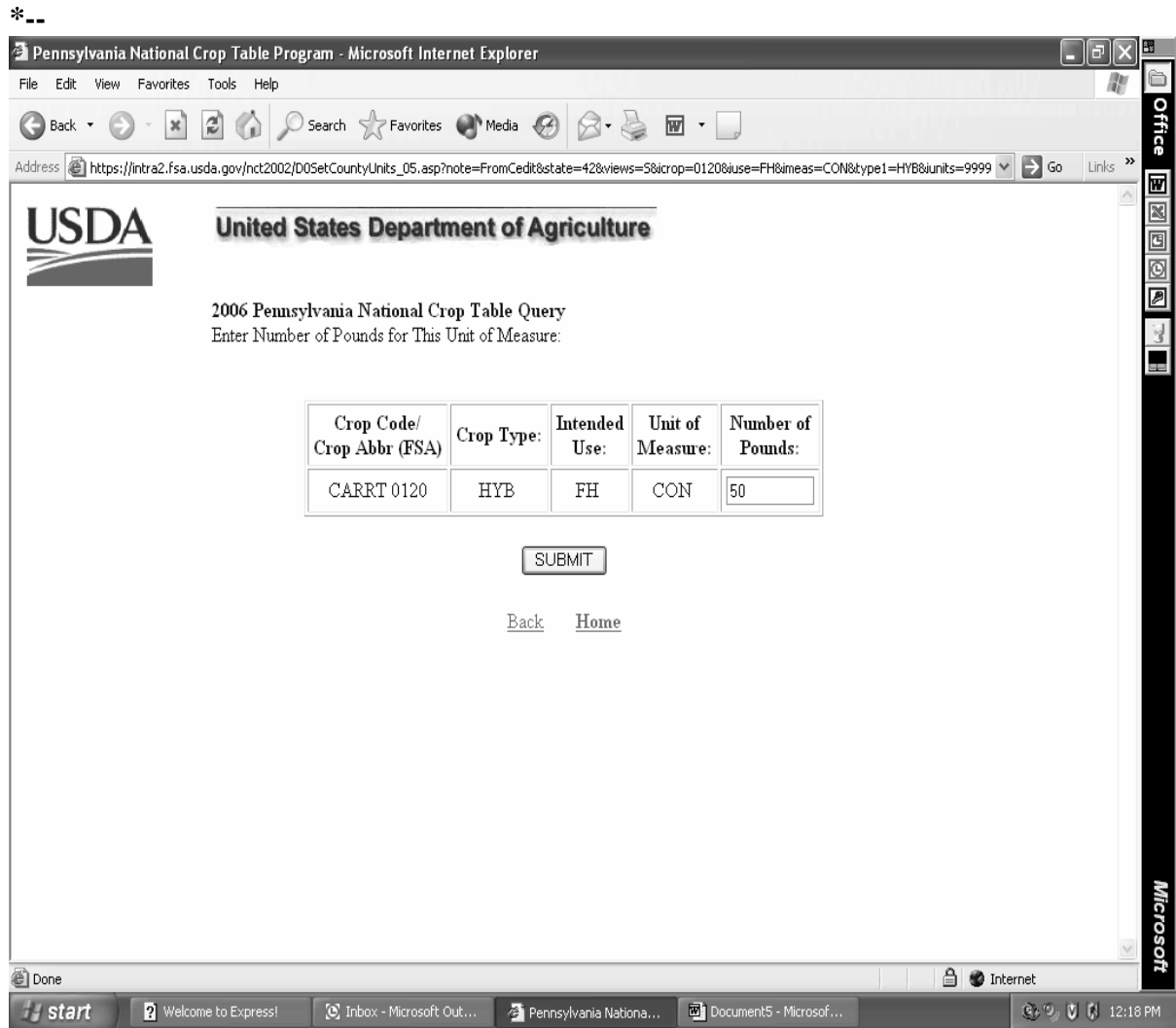


754 Units of Measure in the National Crop Table (Continued)

C Updating Units of Measure

The user must enter the number of pounds for the applicable crop code/crop abbreviation, crop type, intended use, and unit of measure. Only 1 unit of measure can be updated for a crop. If the user attempts:

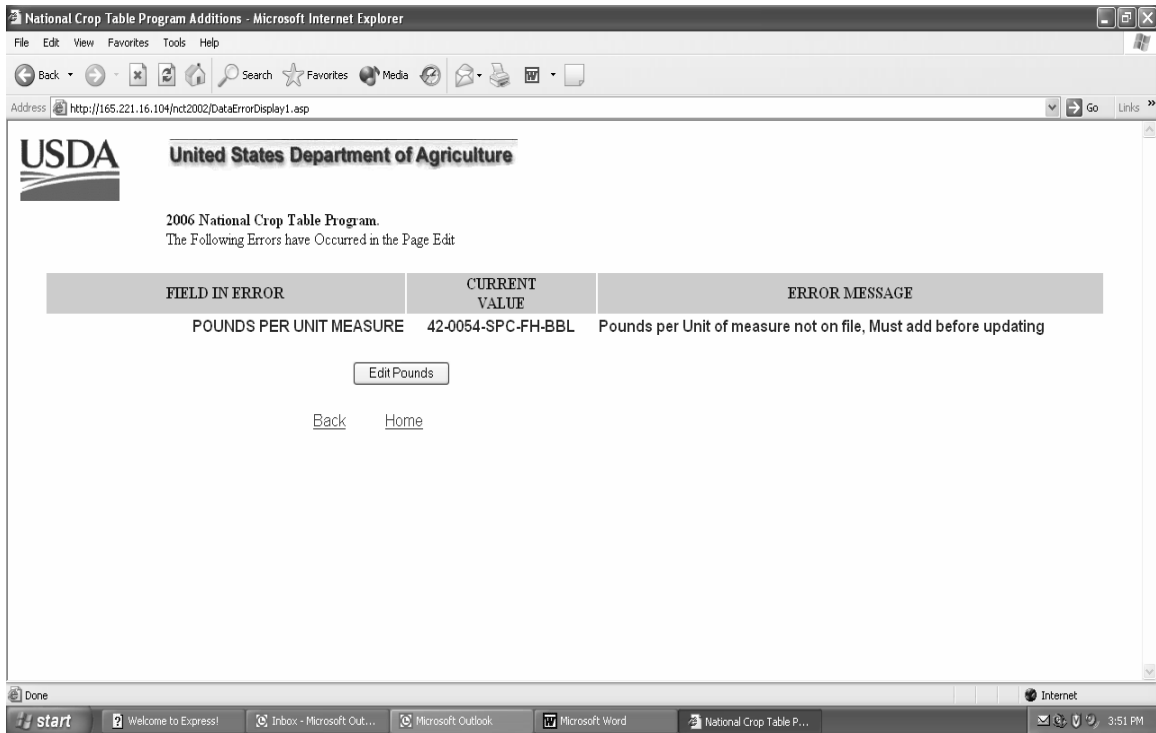
- to load a second unit of measure for the same crop, type, and intended use, the previous unit of measure will be overwritten
- to add or modify a crop record that requires the number of pounds to be entered, an error message screen will be displayed.



754 Units of Measure in the National Crop Table (Continued)

C Updating Units of Measure (Continued)

The user can also update the unit of measure when adding a new record or modifying a record. When adding or modifying a record and the pounds per unit of measure has not been \*--updated, an error message screen will be displayed and the user must select “Edit Pounds”.



--\*

**754 Units of Measure in the National Crop Table (Continued)**

**C Updating Units of Measure (Continued)**

\*--When "Edit Pounds" is selected, the user must enter the number of pounds and click on the "Submit" button.

**Note:** All other methods of editing pounds remains the same.--\*

\* \* \*

**D Units of Measure Report**

\*--State and County Offices can select:

- "View the number of pounds that a unit of measure should contain" option, as displayed in subparagraph 753 C, to view units of measure, individually, for a crop, type, and intended use
- "Print a list of all crop codes for the state along with their pounds value" option, as displayed in subparagraph 753 C, to print a report listing the crop code, crop type, and intended use, with the designated unit of measure and pounds.--\*



## 755 County Office National Crop Table Process

**A County Office Action**

If the County Office is **authorized** to enter crop data, the County Office shall:

- access NCT according to subparagraph 751 C
- if a crop was never loaded, select “Add a new record” option according to subparagraph B
- enter all applicable county data for the crop, according to subparagraph 757 A, except for the price, prevented and unharvested factors, and the application closing date
- review the crop record
- correct all error messages, if applicable, according to subparagraph 757 B
- select the “View/Change” option according to subparagraph C to:
  - view/modify a crop record previously loaded
  - update crop data to calculate yields
  - set the “County Approval” flag to “Y”
- e-mail the State Office indicating that the “County Approval” flag has been set and the crop records are ready for State Office review and approval
- \* \* \* when approved by the State Office, print approved crop data according to paragraph 759 and maintain a report of approved records for the County Office
- print the “NAP Crop Table Report” according to paragraph 1101 after crops have been approved by the State Office and downloaded to the System 36.

**Note:** Approved crop data is downloaded to County Offices on a daily basis.

**Note:** Maintain a copy of all supporting documentation for the crop.



755 County Office National Crop Table Process (Continued)

**B Adding a Crop**

The County Office can add a crop to the National Crop Table for the first time by selecting \*--“Add a new record to the 2006 National Crop Table”, as displayed in subparagraph 753 C.

After choosing the add a new record option and selecting the State from the drop down menu, the following screen will be displayed. Only the fields applicable to the County Office will be accessible. See paragraph 757 for detailed information.

**USDA**  
United States Department of Agriculture

**2006 Texas National Crop Table Program.**  
Please fill in all required items to add a record.

Cty	Crop	Type	Use	GPrice	Practice	Pit
005	0047	GRN	FH		Non-irrigated	01

Measure	Prevented Factor	Unharvest Factor	Acres per AU	Grazing Days
Ton				

Final Planting	Acreage Report	Normal Harvest
06/25/2006	07/15/2006	09/15/2006

Year	Yield	Source
2000		
2001		
2002		
2003	1.2	NASS
2004	1.75	NASS

Current Yield	Source

Insert Clear

[Back](#)

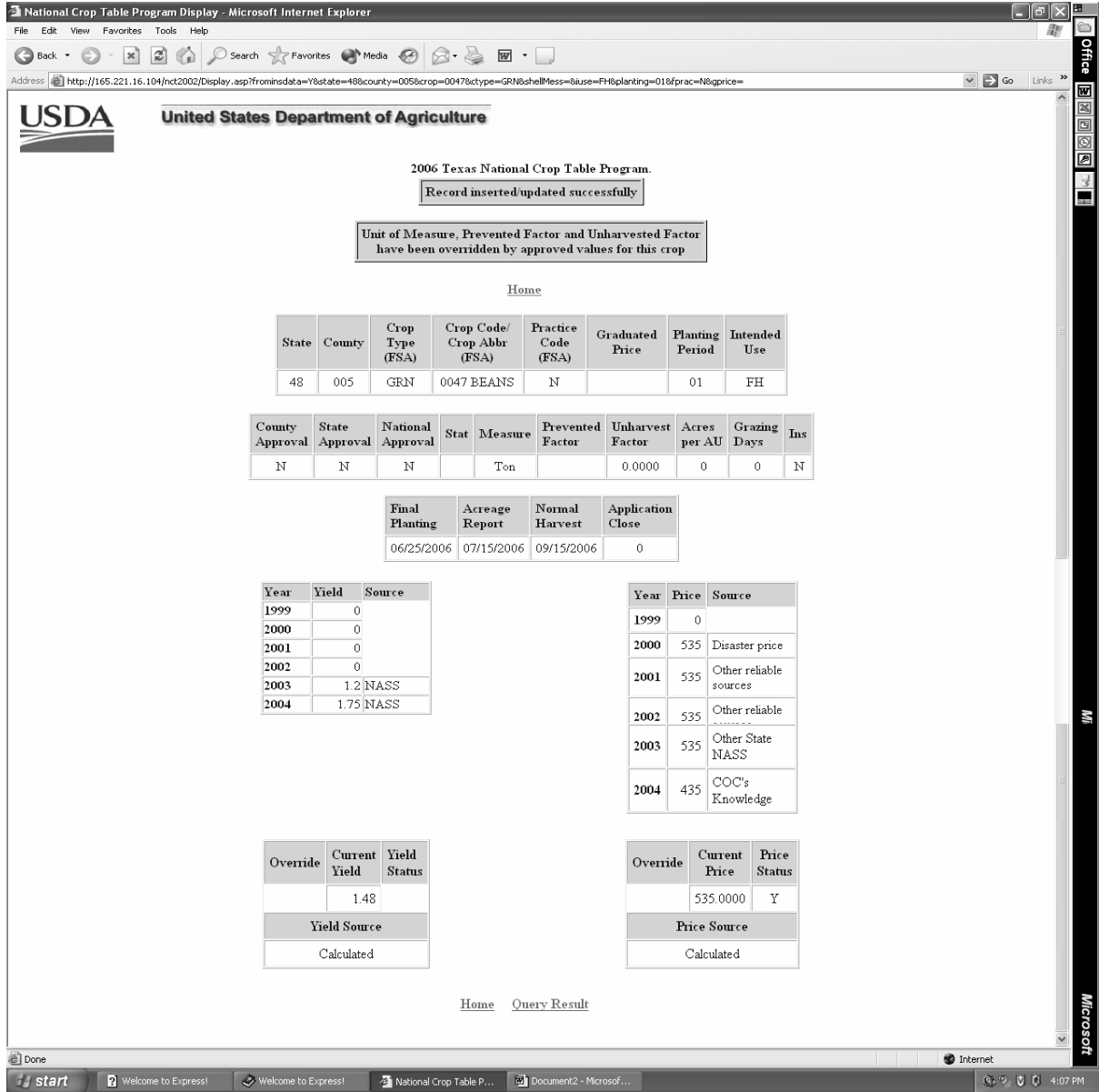


755 County Office National Crop Table Process (Continued)

B Adding a Crop (Continued)

After applicable data is entered and the user selects “Insert”, the following screen will be displayed.

\*--



Notes: If data is invalid, an error message will be displayed according to \*--subparagraph 757 C.

If the crop has been previously approved, data will be overridden by approved values and displayed.--\*

755 County Office National Crop Table Process (Continued)

C Modifying County Office Data

County Office users can modify a crop record previously loaded by selecting either of the \*--following from screen displayed in subparagraph 753 C:

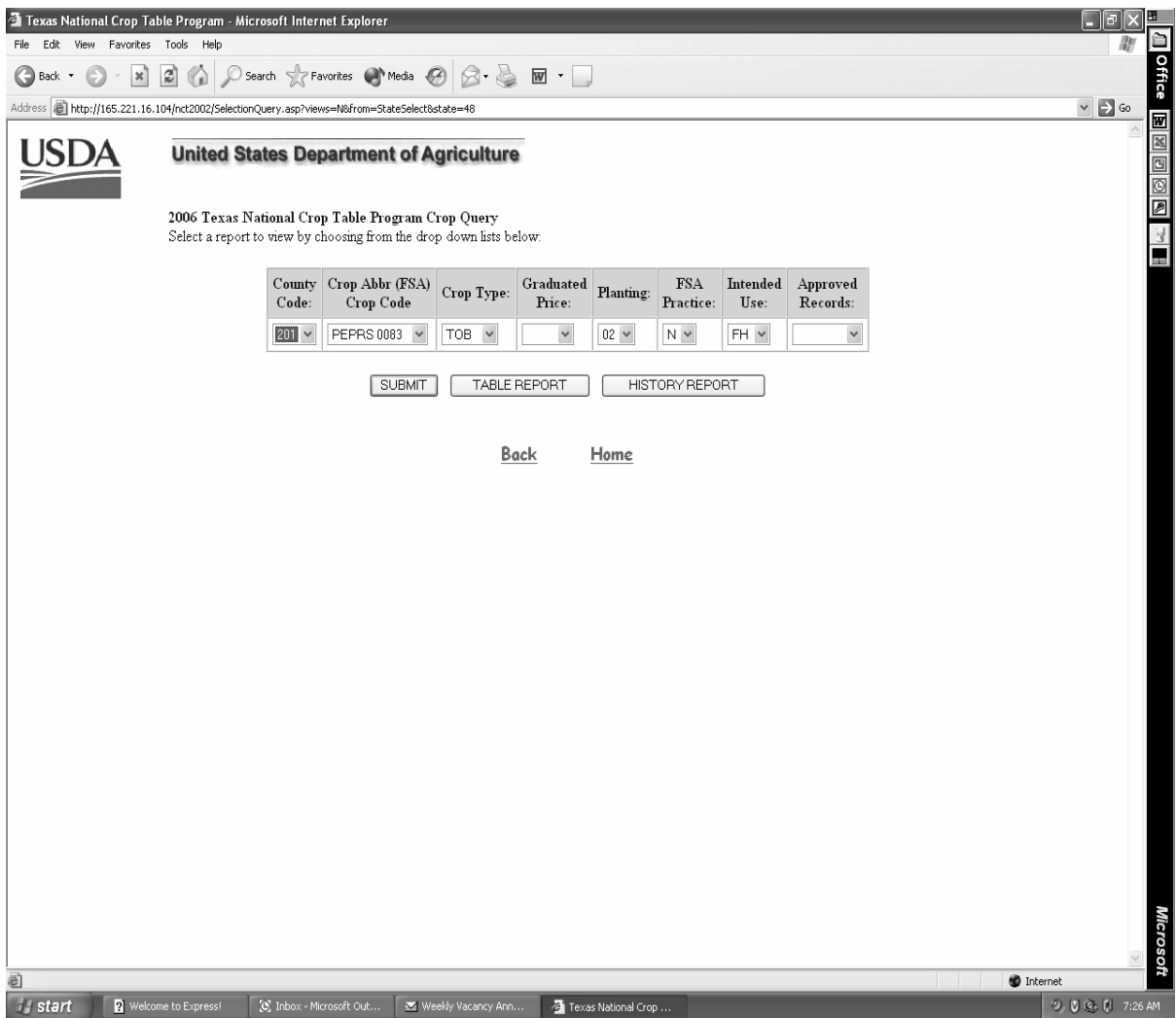
- “Modify” at the bottom of the crop data record screen
- “View/Change a record that currently exists in the 2006 National Crop Table” option.\*--\*

\* \* \*

After selecting the applicable State from the drop down menu, the Crop Query Screen will be displayed to allow the County Office user to select the crop to modify.

**Note:** When selecting the State, the county user will see all States listed unlike the add mode. This enables the user to view data entered from other States.

\*--



\*--

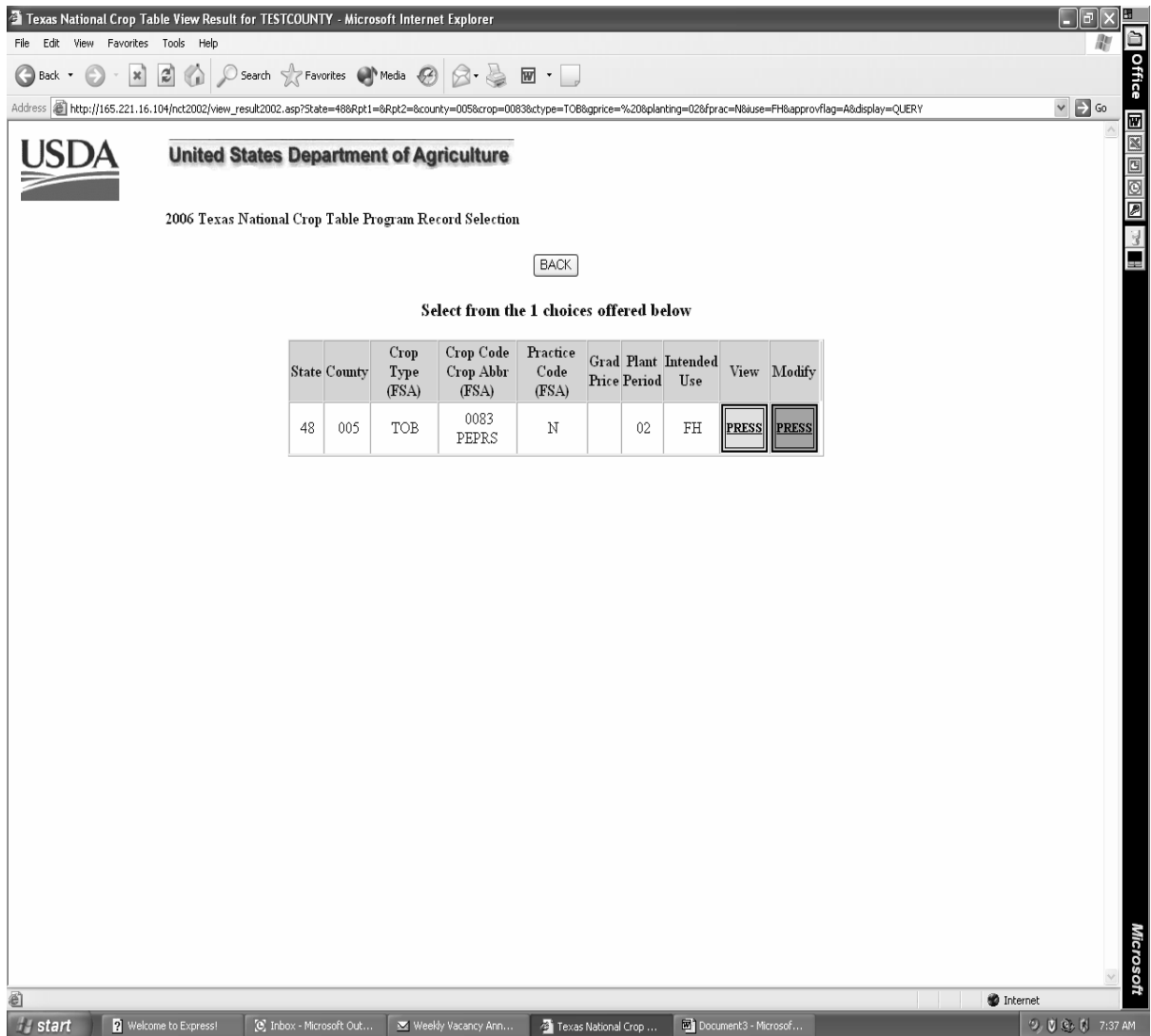
755 County Office National Crop Table Process (Continued)

C Modifying County Office Data (Continued)

After selecting “Submit” on the Crop Query Screen, the following screen will be displayed showing the results of the data queried.

The County Office user can query data for a specific record (crop, type, practice, intended use, planting period) or numerous records (county code, crop) depending on the data loaded on the query screen. This example shows specific data queried.

\* \* \*  
\* \_ \_







755 County Office National Crop Table Process (Continued)

C Modifying County Office Data (Continued)

After selecting the “Modify” option from the query screen, the following screen will be displayed to allow the County Office to do either of the following:

- modify any data entered
- set the “County Approval” flag for State Office review.

**Note:** A record cannot be modified until historical data has been entered according to subparagraph 752 D.

\*..

Address: http://165.221.16.104/hct2002/Changekey.asp?state=48&county=005&crop=0083&ctype=108&doAppr=&use=FH&planting=02&prac=N&gprice=&shell=ess=

**USDA United States Department of Agriculture**

2006 Texas National Crop Table Program.  
Modify any fields as needed

County	Crop	Type	Use	GPrice	Practice Code (FSA)	Planting Period
005	0083	TOB	FH		N	02

County Approval	Status	Measure	Prevented Factor	Unharvest Factor	Acres per AU	Grazing Days
<input type="checkbox"/>		Hundredweight		0.0000	0	0

Final Planting	Acreeage Report	Normal Harvest
6/15/2006	7/15/2006	9/15/2006

Year	Yield	Source
1999	0	
2000	0	
2001	0	
2002	215	NASS
2003	300	NASS
2004	253	NASS

Current Yield	Yield Source
256	

Create RESET

Back

755 County Office National Crop Table Process (Continued)

C Modifying County Office Data (Continued)

After either modifying crop data on the previous screen or entering the “County Approval” flag, the user shall select the “Create” option to update the screen. The following screen will be displayed showing that the record has been updated successfully.

\*--

**USDA United States Department of Agriculture**

2006 Texas National Crop Table Program.

Record inserted/updated successfully

[Home](#)

State	County	Crop Type (ESA)	Crop Code/ Crop Abbr (ESA)	Practice Code (ESA)	Graduated Price	Planting Period	Intended Use
48	005	TOB	0083 PEPRS	N		02	FH

County Approval	State Approval	National Approval	Stat	Measure	Prevented Factor	Unharvest Factor	Ins
Y	N	N		Hundredweight		0.0000	N

Final Planting	Acreage Report	Normal Harvest	Application Close
6/15/2006	7/15/2006	9/15/2006	0

Year	Yield	Source
1999	0	
2000	0	
2001	0	
2002	215	NASS
2003	300	NASS
2004	253	NASS

Year	Price	Source
1999	3	COC's Knowledge
2000	3	COC's Knowledge
2001	3	COC's Knowledge
2002	3	COC's Knowledge
2003	3	CSREES
2004	3	Farm Loan

Override	Current Yield	Yield Status
	256	
Yield Source		
Calculated		

Override	Current Price	Price Status
O	1.2300	N
Price Source		
Rural Development		

[Home](#) [Query Result](#)

## 755 County Office National Crop Table Process (Continued)

**D Record Inserted/Updated Successfully**

Once the County Office creates a record and the record is updated successfully, additional fields that were not on the Crop Data Entry Screen will be displayed. These additional fields are not accessible by the County Office. These additional fields include:

- State code
- State and national approval fields
- insurance indicator field

**Notes:** An “N” flag will be displayed until insurance data is updated with the insurability file. Once updated, the insurance flag will display:

- “Y”, if the crop is insurable in the county
- “N”, if the crop is not insurable in the county

County Offices shall monitor RMA web site at  
 \*--<http://www3.rma.usda.gov/apps/docbrowser/docbrowserB.cfm>--\*  
 to determine crops covered by insurance.

- calculated yield, if no override code is used
- zeroes in the price fields.

The following options will be displayed at the top and bottom of the screen:

- “Back” - select to go back 1 screen
- “Home” - select to go back to the initial selection screen.

**Note:** If a record has been added through the “Add” option and the user clicks on the “Query Result” button after the record has been updated, the query will be displayed for that crop.

## 756 State Office National Crop Table Process

## A State Office Action

State Offices have the option of either allowing County Offices the authority to data load crop data at the County Office level or loading all crop data at the State Office level. The State Office action will vary depending on where the crop data is loaded. If the crop record \*--is first loaded at the State level, it must be loaded through the “Add a new record to the 2006 National Crop Table” option. If the County Office added the crop record to NCT or if the record was previously loaded, then the State Office should access the record through the “View/Change a record that currently exists in the 2006 National Crop Table” option. To process a crop record on NCT, the State Office shall:

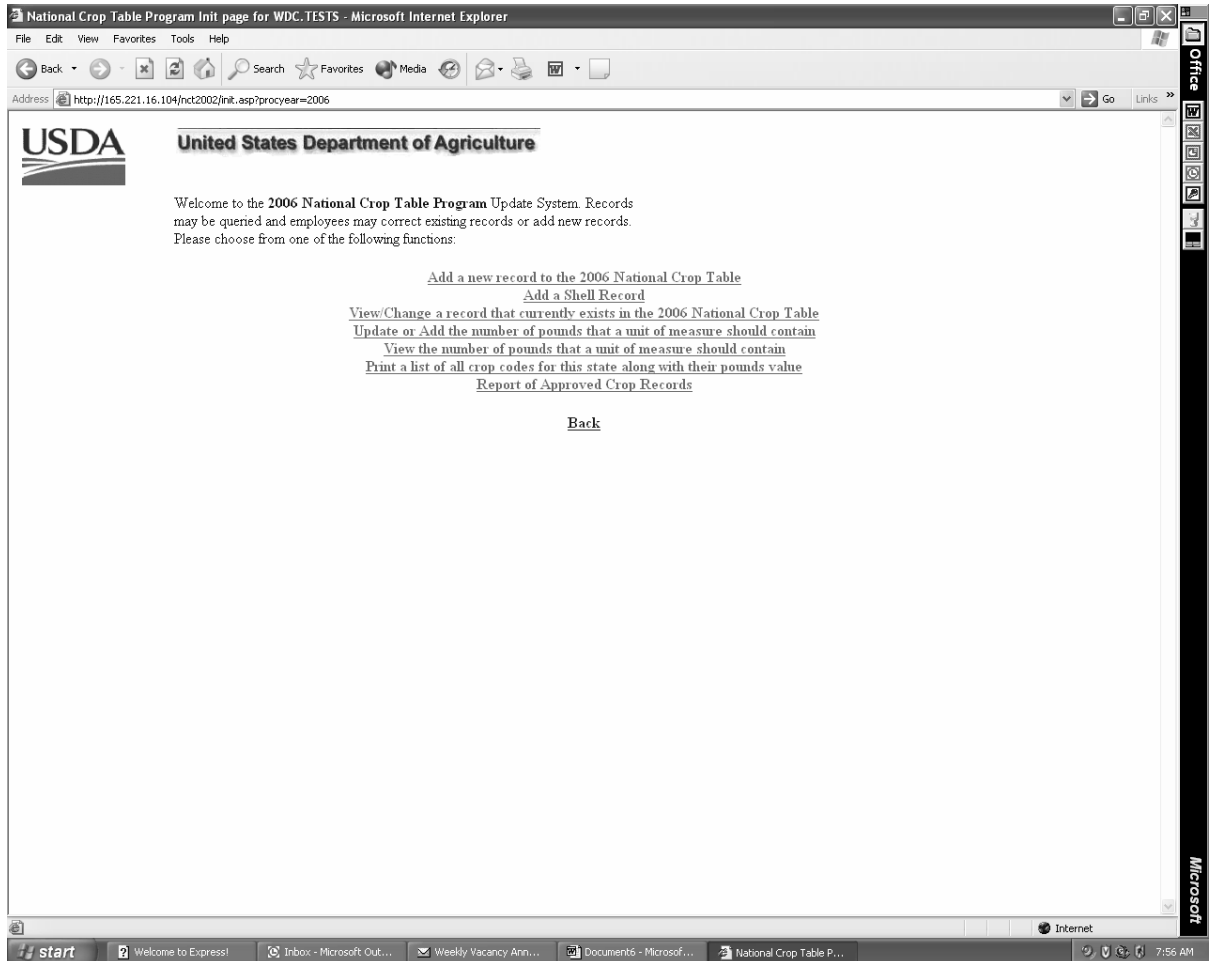
- access NCT according to subparagraph 751 C
- update the unit of measure according to paragraph 754
- if adding a new record, select “Add a new record to the 2006 National Crop Table”--\* option according to subparagraph B:
  - enter all applicable data for the crop according to subparagraph 757 A
  - review the crop record
  - correct any error messages according to subparagraph 757 B
- add data into the shell record by selecting “Add Shell Records”
- request the National Office to reset State approval flags to “N” to allow States to correct all State Office mistakes
- if previously loaded, select the “View/Change a record that currently exists in the \*--2006 National Crop Table” option according to subparagraph F to:--\*
  - view/modify a crop record
  - update crop data to calculate prices and yields
  - set the “State Approval” flag to “Y”
  - \*--mass approve crop records available for 2006.--\*

**Note:** Maintain a copy of all supporting documentation for the crop.

756 State Office National Crop Table Process (Continued)

**B Adding a New Record**

\*--If the State Office is adding a new record to 2006 NCT for the first time, select the “Add a new record to the 2006 National Crop Table” option.



**Notes:** The add a new crop option will not trigger a download to the County Office unless all applicable crop data is entered and the State Office approval flag is set to “Y”.

The State Office approval flag cannot be set to "y" if the crop, type, and/or intended use does not match the NAP pay grouping file.--\*

756 State Office National Crop Table Process (Continued)

**B Adding a New Record (Continued)**

After choosing the add a new crop option and selecting the State from the drop down menu, the following screen will be displayed. Enter all applicable county and State data for the crop according to subparagraph 757 A. Users will have the option to load crop data for a single county, bulk counties according to subparagraph C, or all counties according to subparagraph D.

**\*--Note:** If pounds per unit of measure have not been previously loaded, an error message will be displayed that provides a link to allow the user to enter pounds per unit of measure.

The screenshot shows a web browser window with the URL `http://165.221.16.104/hct2002/AddCrops.asp?state=35`. The page header includes the USDA logo and the text 'United States Department of Agriculture'. Below the header, the title is '2006 New Mexico National Crop Table Program' with the instruction 'Please fill in all required items to add a record.'

The form contains the following sections:

- Basic Information:** Fields for 'Cty' (001), 'Crop' (0173), 'Type' (CVB), 'Use' (FH), 'GPrice' (empty), 'Practice' (Irrigated), and 'Plt' (01).
- Measure:** Fields for 'Measure' (Pounds), 'Prevented Factor' (empty), 'Unharvest Factor' (.55), 'Acres per AU' (empty), and 'Grazing Days' (empty).
- Final Planting:** Fields for 'Final Planting' (empty), 'Acreage Report' (12/31/2005), 'Normal Harvest' (12/31/2006), and 'Application Close' (9/1/2005).
- Yield Data:** A table with columns 'Year', 'Yield', and 'Source'.
 

Year	Yield	Source
2000		
2001		
2002		
2003	22027	NASS
2004	23335	NASS
- Override Yield:** Fields for 'Override' (empty), 'Current Yield' (empty), and 'Source' (empty).
- Price Data:** A table with columns 'Year', 'Price', and 'Source'.
 

Year	Price	Source
2000		
2001		
2002		
2003	35	NASS
2004	27	NASS
- Override Price:** Fields for 'Override' (empty), 'Current Price' (empty), and 'Source' (empty).

At the bottom of the form are 'Insert' and 'Clear' buttons, and a 'Back' link.

756 State Office National Crop Table Process (Continued)

B Adding a New Record (Continued)

After applicable data is entered and the user selects “Insert”, the following screen will be displayed, indicating “Record inserted/updated successfully”.

\*..

**USDA United States Department of Agriculture**

2006 Hawaii National Crop Table Program.  
To Modify, Press Button Here or at Bottom

**Record inserted/updated successfully**

Modify Add New Crop

Home

State	County	Crop Type (FSA)	Crop Code/ Crop Abbr (FSA)	Practice Code (FSA)	Graduated Price	Planting Period	Intended Use
15	007	CVB	0173 BANAN	I		01	FH

County Approval	State Approval	National Approval	Stat	Measure	Prevented Factor	Unharvest Factor	Ins
N	N	N		Pounds		0.5500	N

Final Planting	Acreage Report	Normal Harvest	Application Close
0	12/31/2005	12/31/2006	12/01/2005

Year	Yield	Source
1999	0	
2000	0	
2001	0	
2002	0	
2003	22027	NASS
2004	23335	NASS

Year	Price	Source
1999	0	
2000	0	
2001	0	
2002	0	
2003	0.35	NASS
2004	0.27	NASS

Override	Current Yield	Yield Status
	22681	

Override	Current Price	Price Status
	0.3100	N

Yield Source: Calculated

Price Source: Calculated

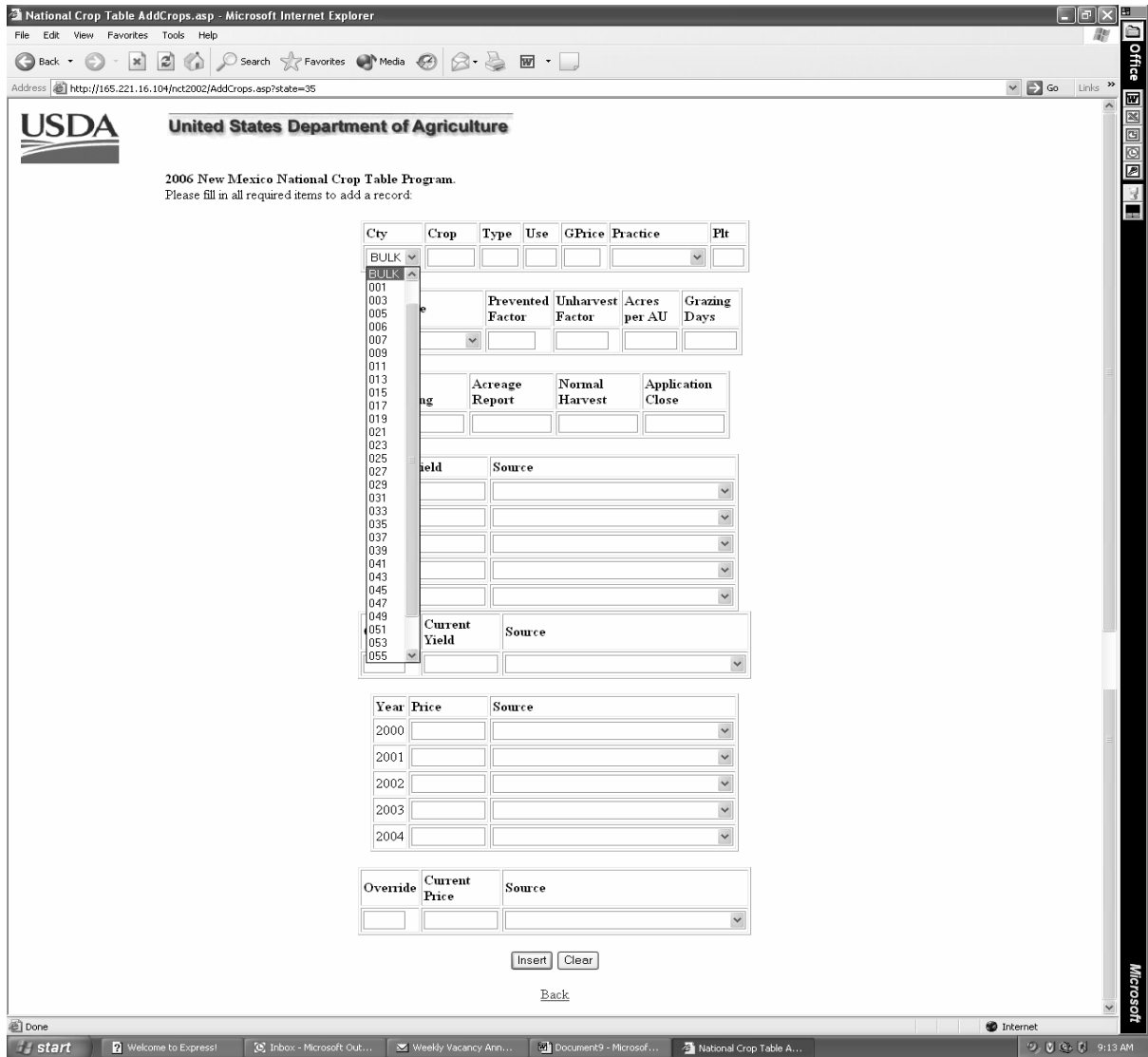
Modify Add New Crop

Home Query Result

756 State Office National Crop Table Process (Continued)

C Adding a Crop Record for Bulk Counties

\*--State Office users have the option to load data for multiple counties. To load data for selected counties on the Crop Data Entry Screen, select "BULK" in the "Cty" field, enter all applicable information, and select "Insert" at the bottom of the screen.



Note: "BULK" and "ALL" options are **not** available for California grapes.

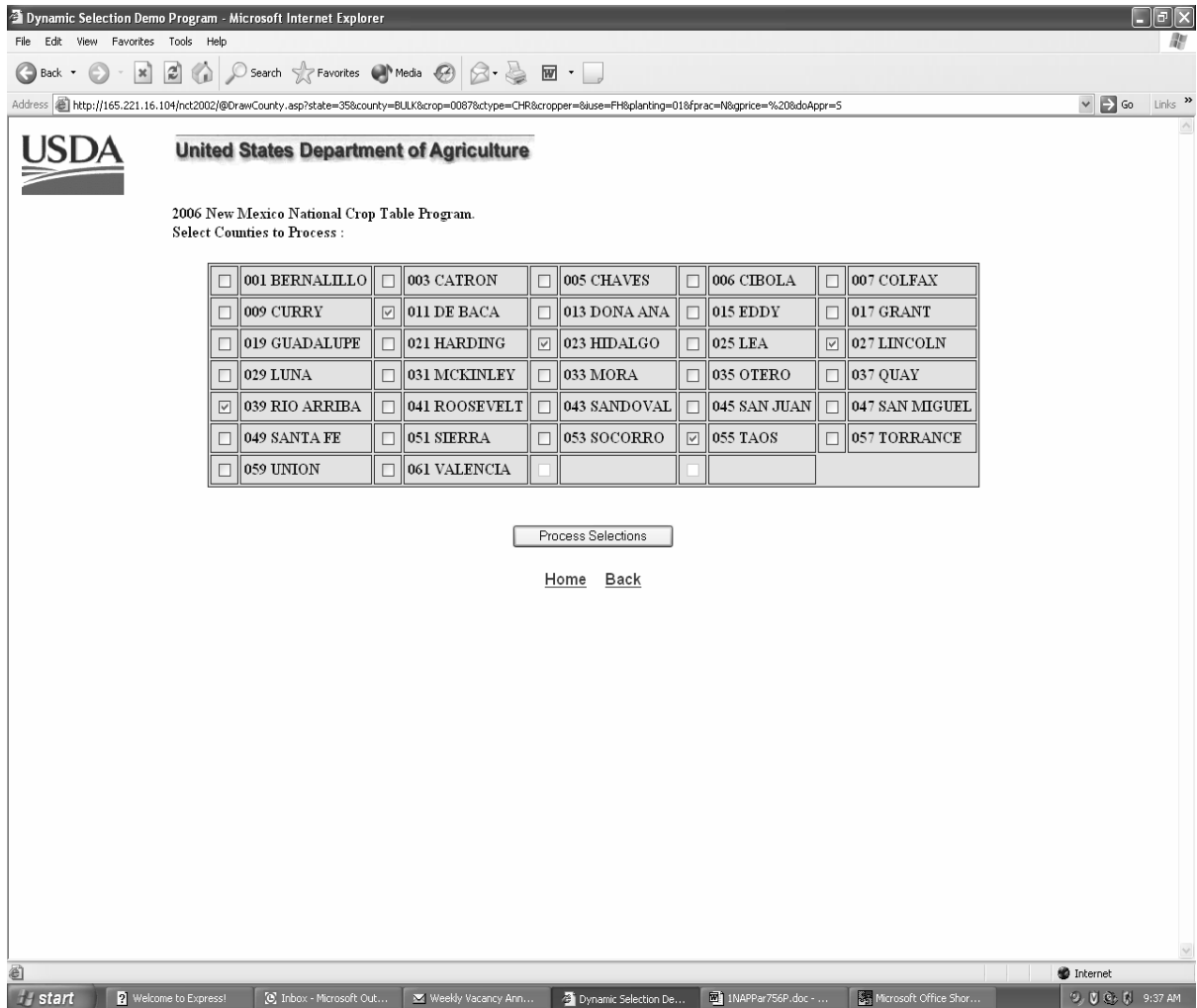


756 State Office National Crop Table Process (Continued)

C Adding a Crop Record for Bulk Counties (Continued)

When the “Insert” button is selected, a selection screen of multiple counties will be displayed. The user must select counties to load by clicking in the boxes provided. In this example, 5 counties have been selected. After the counties are selected, the user will click on the “Process Selections” button. The “Process Selections” will allow the data to be loaded in the counties checked.

\*..



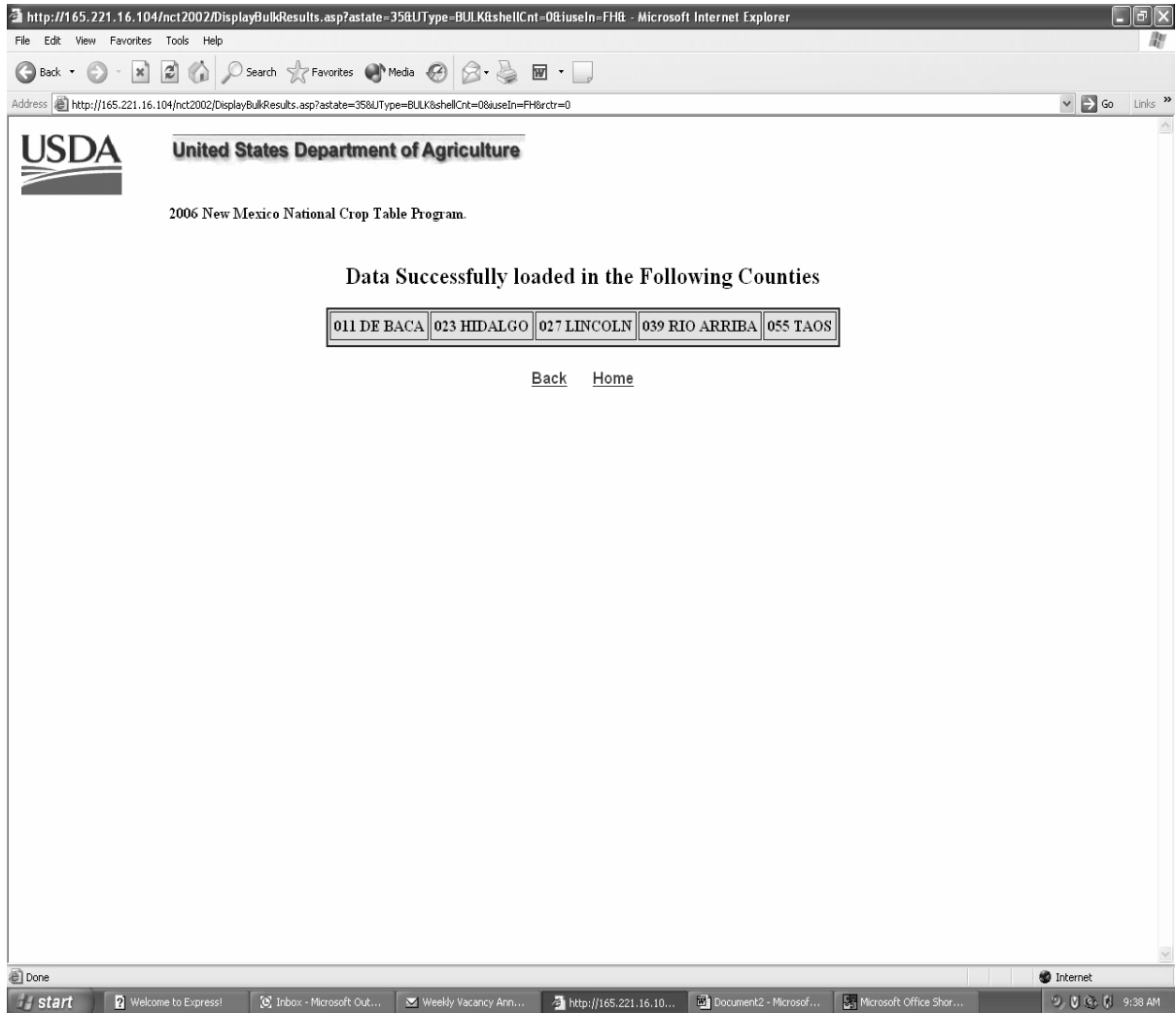
\*..

756 State Office National Crop Table Process (Continued)

C Adding a Crop Record for Bulk Counties (Continued)

When the selection process is completed, the counties loaded successfully will be displayed as follows.

\*..



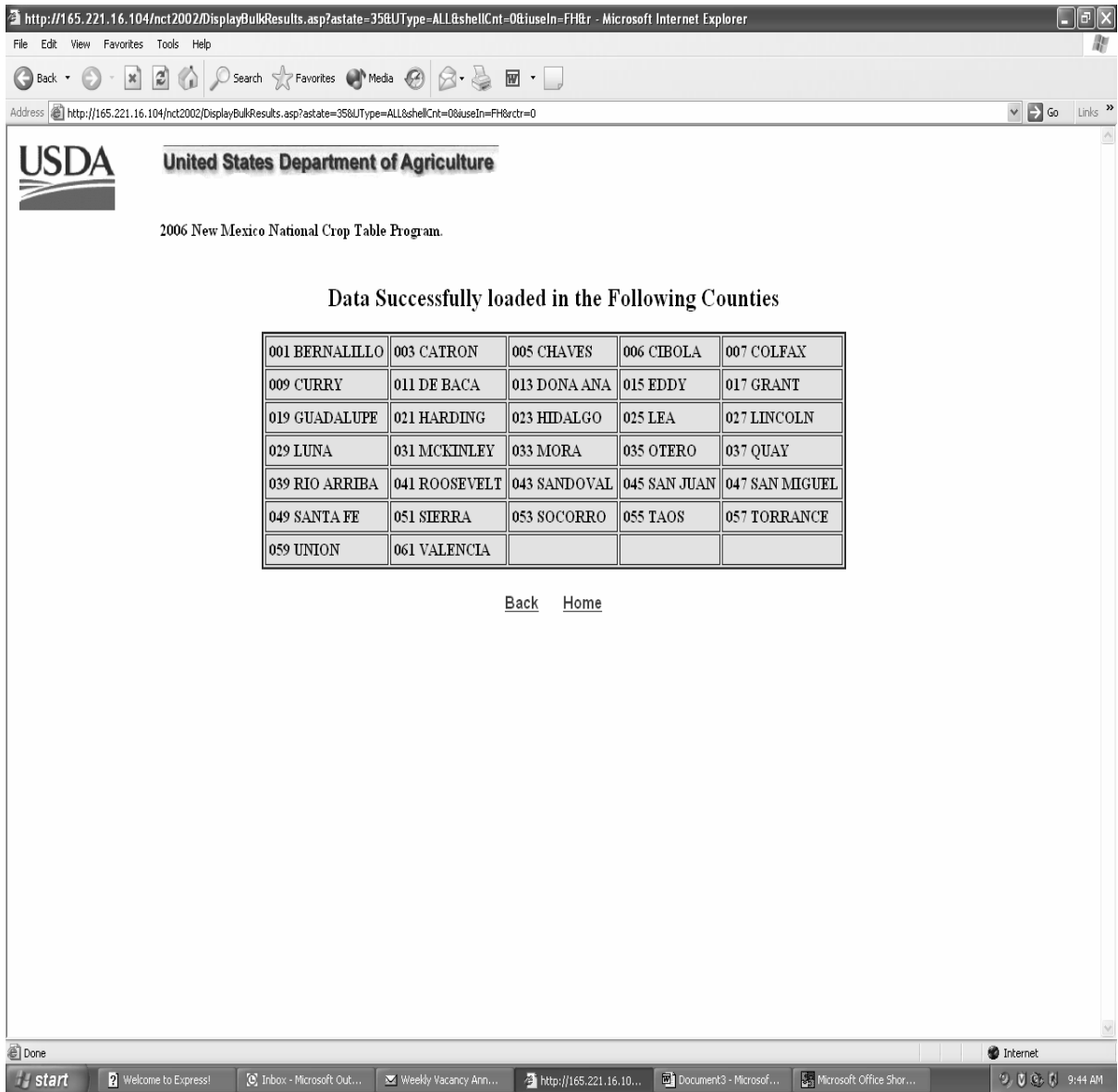
\*..

756 State Office National Crop Table Process (Continued)

**D Adding a Crop Record for All Counties**

To load data for **all** counties in the State, the user will select “ALL” according to subparagraph C in the “Cty” field, enter all applicable crop information, and PRESS “Insert”, and the following screen will be displayed.

\*--



--\*

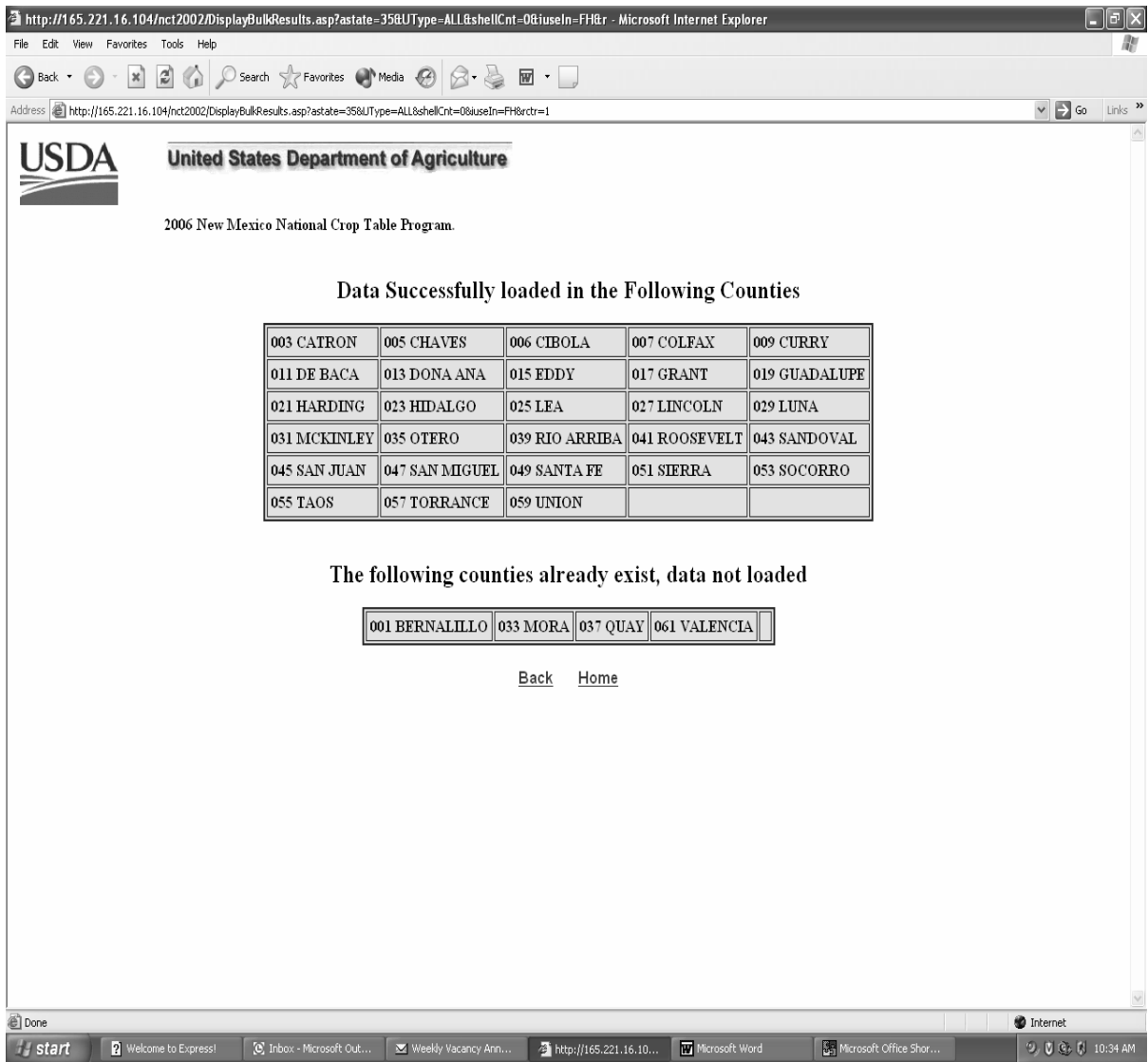
756 State Office National Crop Table Process (Continued)

D Adding a Crop Record for All Counties (Continued)

The following screen will be displayed. For counties:

- **not** previously loaded, the message, “Data Successfully loaded in the Following Counties”, will be displayed
- previously loaded, the message, “The following counties already exist, data not loaded”, will be displayed.

\*--



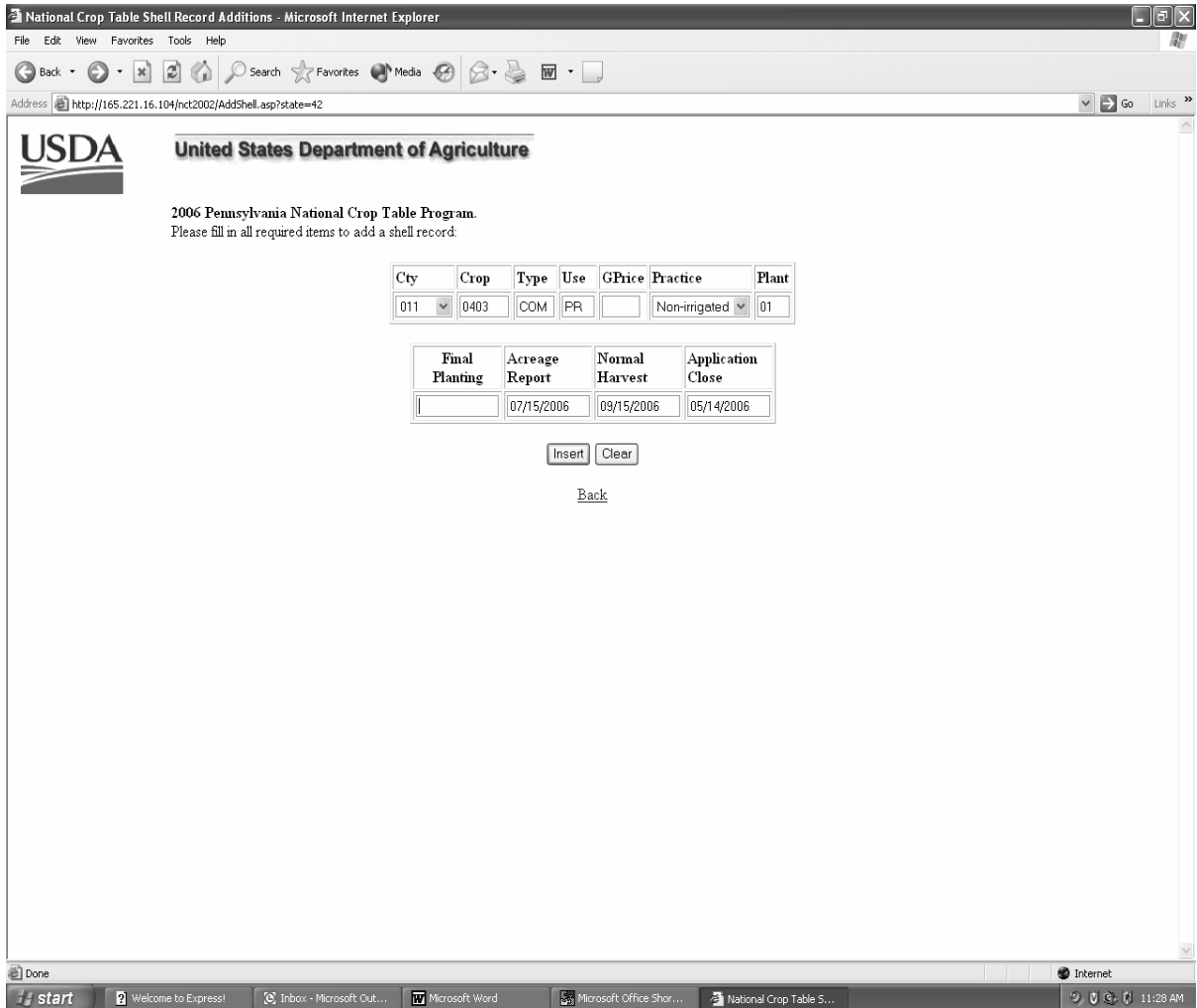
--\*

756 State Office National Crop Table Process (Continued)

**E Adding a Shell Record**

To add a shell record, the State Office user will access the “Add a Shell Record” option as shown in subparagraph B, and enter all applicable information.

\*--



--\*

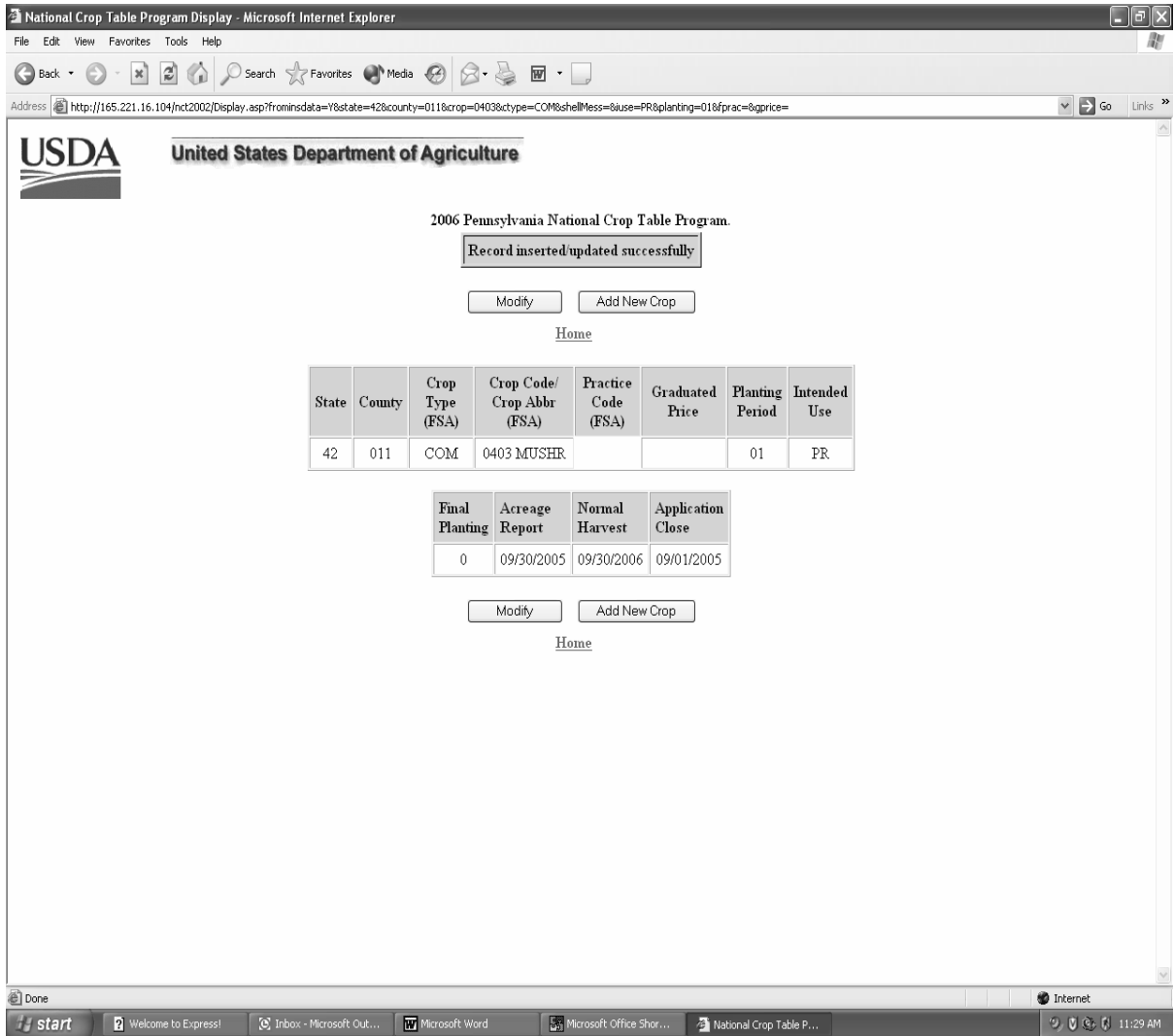
**Note:** Add a crop record for multiple counties according to subparagraph C and all counties according to subparagraph D.

756 State Office National Crop Table Process (Continued)

E Adding a Shell Record (Continued)

When the user enters all the required information and selects the “Insert” button, the following screen indicating that the record was successfully updated will be displayed.

\*..



**Note:** Initial data entered in a shell record can only be modified through NCT according to subparagraph F.

**756 State Office National Crop Table Process (Continued)**

**F Modifying a State Office Record**

\*--State Office users can modify an unapproved crop record, previously loaded in crop year 2006, by selecting either of the following:

- “Modify” at the top or bottom of the crop data record screen
- the “View/Change a record that currently exists in the 2006 National Crop Table” option as shown in subparagraph 756 B.--\*

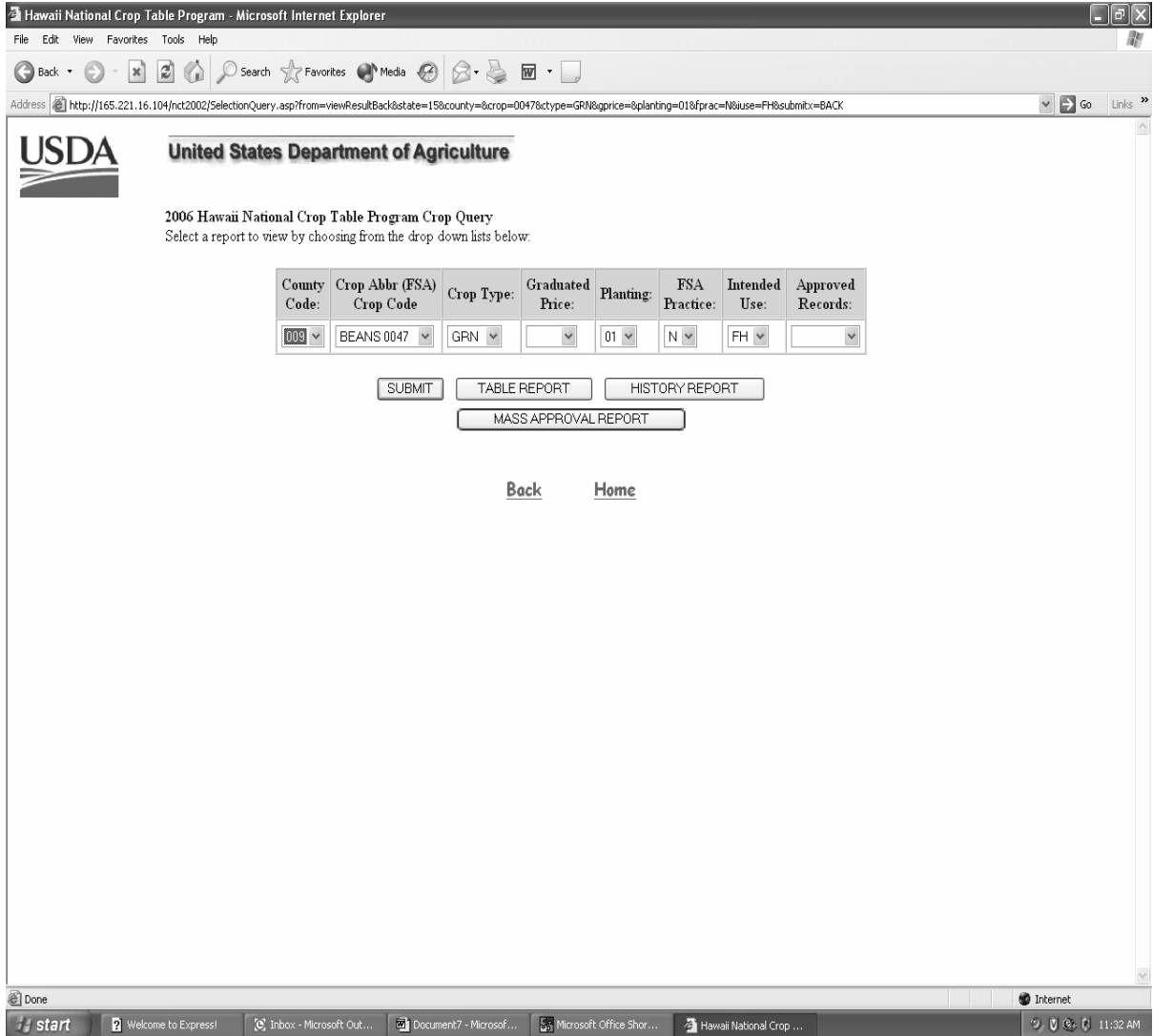
\* \* \*

756 State Office National Crop Table Process (Continued)

F Modifying a State Office Record (Continued)

After the State Office user selects the applicable State from the drop down menu, the crop query screen will be displayed to allow the user to select the crop to modify.

\*--



--\*



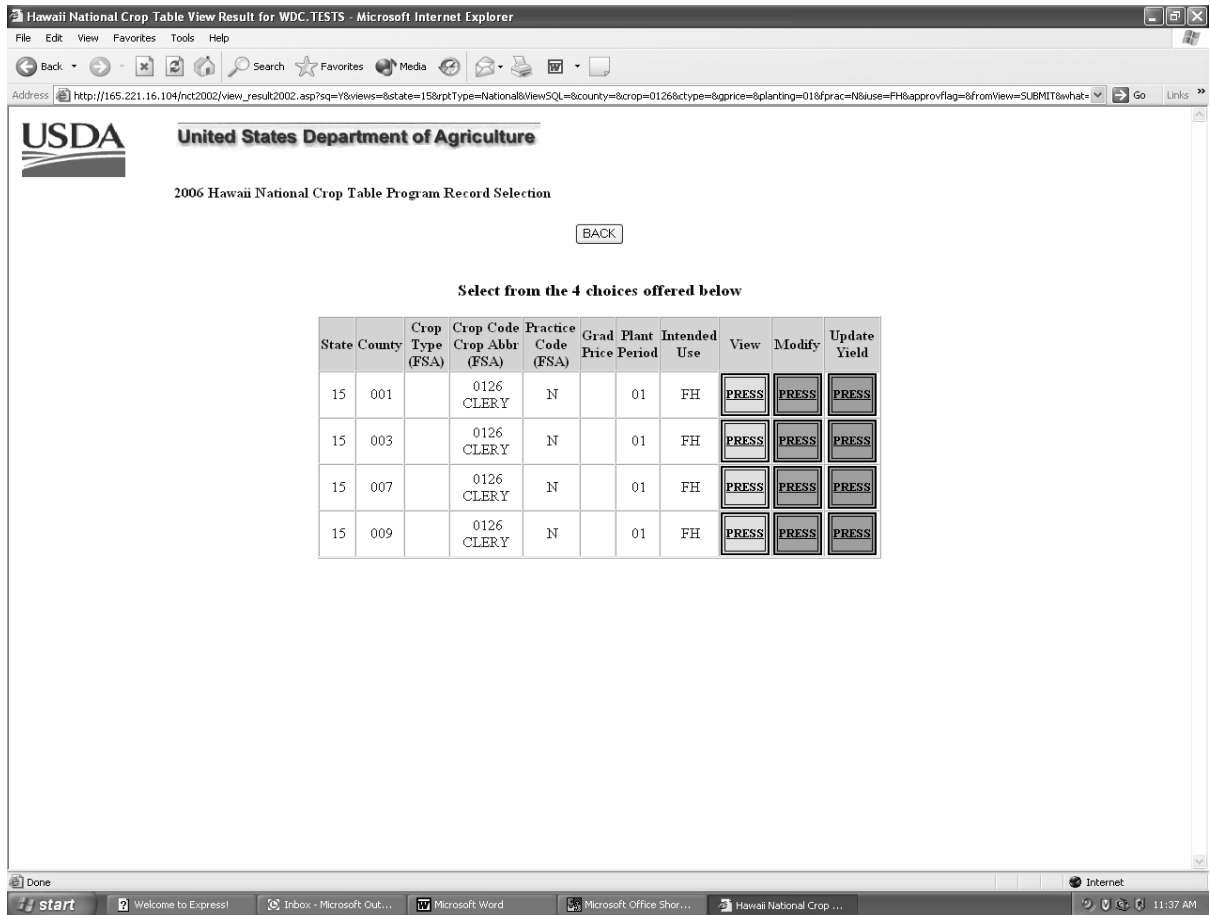
756 State Office National Crop Table Process (Continued)

F Modifying a State Office Record (Continued)

After selecting “Submit” on the Crop Query Screen, the following screen will be displayed showing the results of the data queried.

The State Office user can query data for a specific record (crop, type, practice, intended use, planting period) or numerous records (county code, crop) depending on the data loaded on the query screen. This example shows specific data queried.

\*--



--\*

From the Query Results Screen, the State user can select any of the following:

- “View” to view the crop data loaded
- “Modify” to:
  - modify crop data previously loaded
  - update the State approval flag
- \*--“Update Yield” to update 2004 historic data by single county, bulk counties, or all--\* counties.

756 State Office National Crop Table Process (Continued)

F Modifying a State Office Record (Continued)

After selecting the “Modify” option from the query screen, the following screen will be displayed to allow the State Office to modify any data entered and approve the record.

**Notes:** A record cannot be modified until historical data has been entered according to subparagraph 752 D.

Once the State approval flag has been set and “Create” button selected, the crop record cannot be modified at the State level. The State Office must contact the National Office to reset the State’s approval flags.

\*..

2006 Hawaii National Crop Table Program.  
Modify any fields as needed.

County	Crop	Type	Use	GPrice	Practice Code (FSA)	Planting Period
001	0126		FH		N	01

State Approval	Status	Measure	Prevented Factor	Unharvest Factor	Acres per AU	Grazing Days
N		Pounds		0.4500	0	0

Final Planting	Acres Report	Normal Harvest	Application Close
0	6/4/2006	6/19/2006	12/1/2005

Year	Yield	Source
1999	26000	NASS
2000	0	
2001	0	
2002	0	
2003	0	
2004	0	

Override	Current Yield	Yield Source
	0	

Year	Price	Source
1999	0.29	NASS
2000	0	
2001	0	
2002	0	
2003	0	
2004	0	

Override	Current Net Price	Price Source

Create RESET

Back

..\*

756 State Office National Crop Table Process (Continued)

F Modifying a State Office Record (Continued)

After either modifying the crop data on the previous screen or entering the “State Approval” flag, the user shall select the “Create” option to update the screen. The following screen shows that the record was updated successfully but overridden by approved values for the crop. This means that the values listed for this crop have already been approved. If this is the first time the values are approved for this crop, the message, “Record inserted/updated successfully”, will be displayed.

\*--

USDA United States Department of Agriculture

2006 Pennsylvania National Crop Table Program.

Record inserted/updated successfully

Price, Unit of Measure, Prevented Factor and Unharvested Factor have been overridden by approved values for this crop

Home

State	County	Crop Type (FSA)	Crop Code/ Crop Abbr (FSA)	Practice Code (FSA)	Graduated Price	Planting Period	Intended Use
42	001	HOD	0147 PUMKN	N		01	FH

County Approval	State Approval	National Approval	Stat	Measure	Prevented Factor	Unharvest Factor	Ins
N	Y	N		Hundredweight	0.1800	0.7000	N

Final Planting	Acreage Report	Normal Harvest	Application Close
7/1/2006	7/15/2006	10/31/2006	3/15/2006

Year	Yield	Source
1999	0	
2000	0	
2001	131.4	Other reliable sources
2002	131.4	Other reliable sources
2003	131.4	Other reliable sources
2004	121	COC's Knowledge

Year	Price	Source
1999	0	
2000	0	
2001	8	Other reliable sources
2002	8	Other reliable sources
2003	8	Other reliable sources
2004	22	COC's Knowledge

Override	Current Yield	Yield Status
	128.8	
Yield Source		
Calculated		

Override	Current Price	Price Status
	11.5000	S
Price Source		
Calculated		

Home Query Result

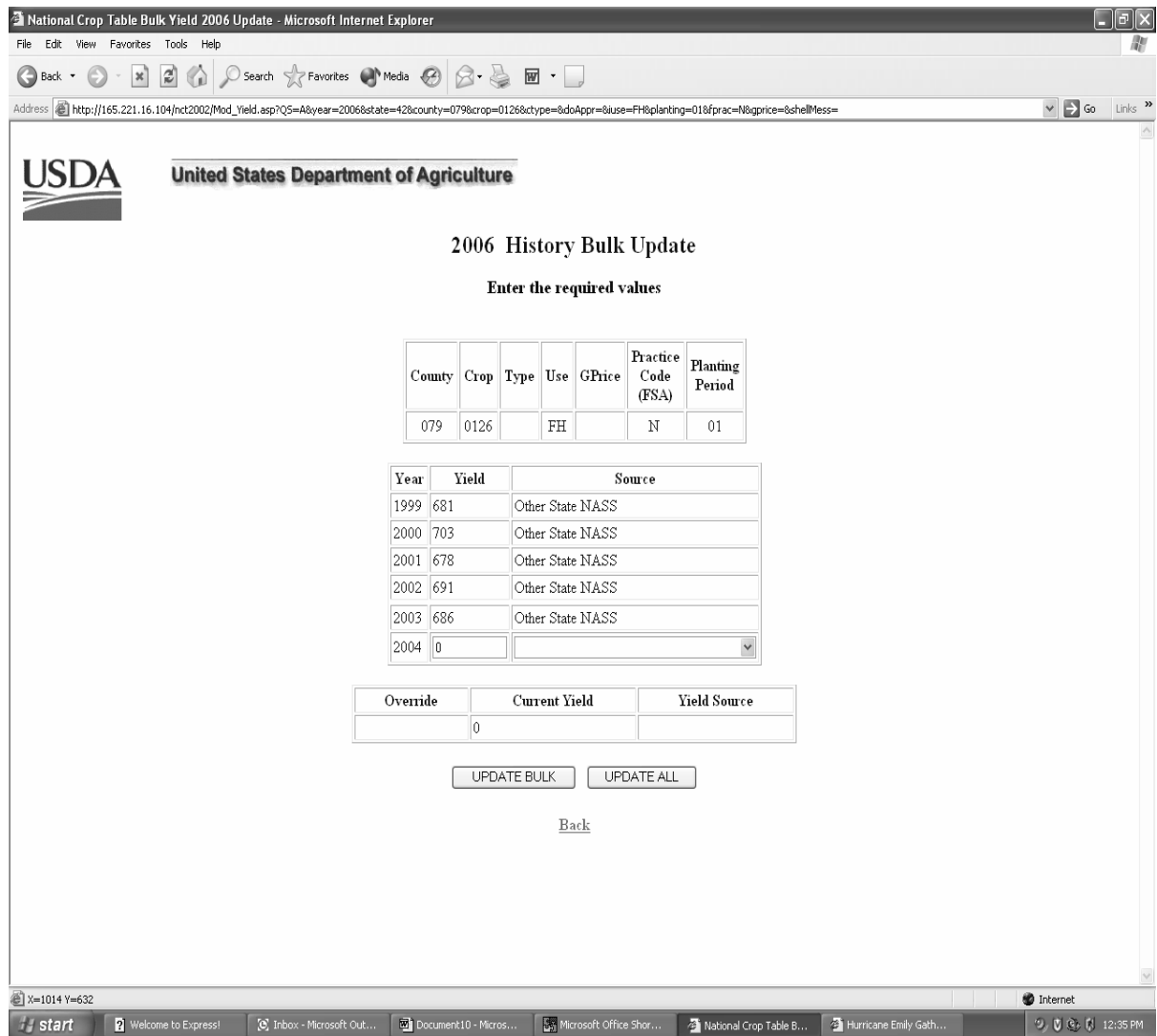
\*--

756 State Office National Crop Table Process (Continued)

G Updating Yields

To update crop data yields, the State Office user must select a record by crop, type (if applicable), practice, planting period, and intended use. Once the crop data is selected according to subparagraph F, select the “Update Yield” button.

After selecting the specific crop data, the following screen will be displayed allowing the \*-State user to update the 2004 historical yield data for a single county, bulk counties, or all counties.

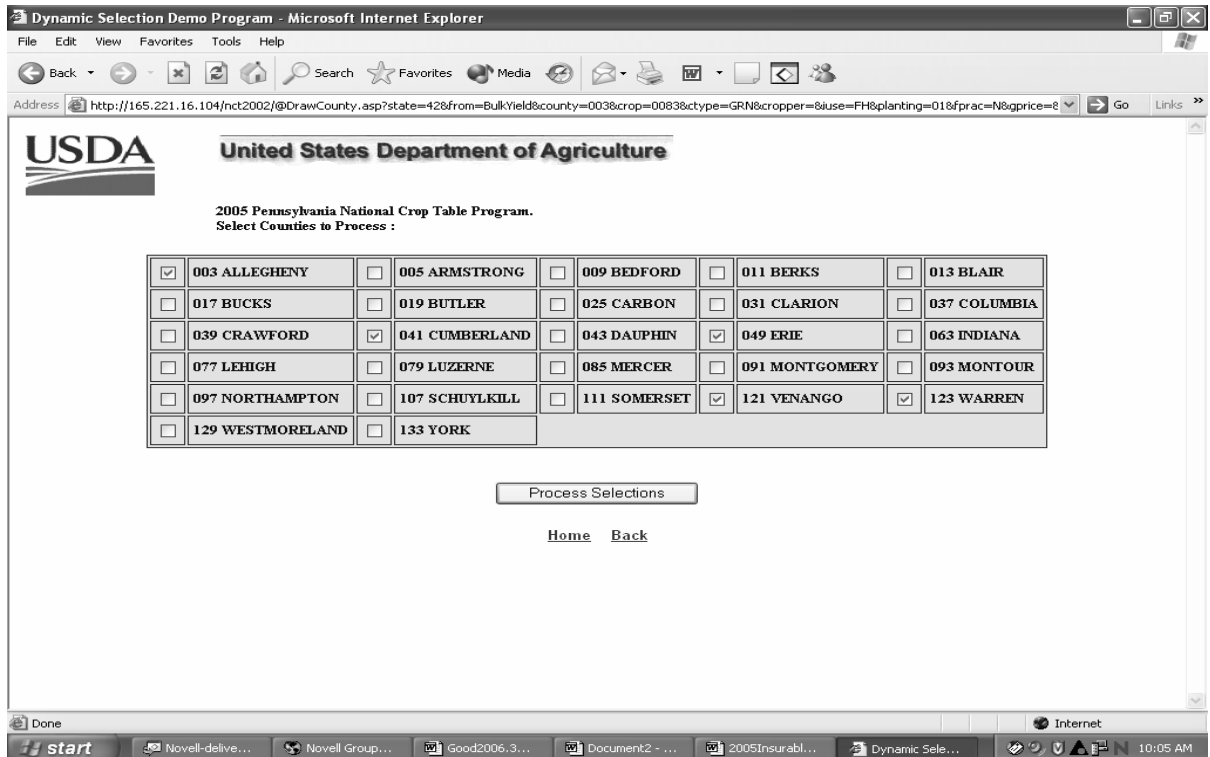


--\*

756 State Office National Crop Table Process (Continued)

\*--G Updating Yields (Continued)

When "Update Bulk" is selected from the 2006 History Bulk Update Screen the following screen will be displayed to show counties for processing. After the counties are checked by clicking in the box, the user will click on the "Process Selections" button to allow the data to be loaded in the counties checked.



--\*

756 State Office National Crop Table Process (Continued)

\*--G Updating Yields (Continued)

After "Process Selections" is selected, a 2004 Yield History Report will be displayed to show records selected for update.

The screenshot shows a web browser window titled "2000 History Update Report - Microsoft Internet Explorer". The address bar contains a URL: <http://165.221.16.104/hct2002/updateBulkYield.asp?cntyType=BULK&state=42&county=133&crop=0047&ctype=LGL&cropper=&doing=shell&use=FR&planting=01&frac=N&price=&doAppr=>

The main content area features the USDA logo and the text "UNITED STATES DEPARTMENT OF AGRICULTURE". Below this, it displays "State: 42" and "2004 Yield History Update Report" with "Year: 2006" on the right. There are links for "SEND TO PRINTER" and "GO BACK".

County	Crop Code/Type/Abbr	Prac	N	Grad Price	Planting	01	Int Use	FH	Calc Meth	Override
011	0047 LGL									
Yield/Source: 0	2000 Yield/Source: 2600 OSN	2001 Yield/Source: 2800 OSN	2002 Yield/Source: 2400 OSN	2003 Yield/Source: 2400 OSN	2004 Yield/Source: 0					
037	0047 LGL									
Yield/Source: 0	2000 Yield/Source: 2600 OSN	2001 Yield/Source: 2800 OSN	2002 Yield/Source: 2400 OSN	2003 Yield/Source: 2400 OSN	2004 Yield/Source: 0					
049	0047 LGL									
Yield/Source: 0	2000 Yield/Source: 2600 OSN	2001 Yield/Source: 2800 OSN	2002 Yield/Source: 2400 OSN	2003 Yield/Source: 2400 OSN	2004 Yield/Source: 0					
093	0047 LGL									
Yield/Source: 0	2000 Yield/Source: 2600 OSN	2001 Yield/Source: 2800 OSN	2002 Yield/Source: 2400 OSN	2003 Yield/Source: 2400 OSN	2004 Yield/Source: 0					

At the bottom of the report area, there is a link for "UPDATE HISTORY".

The browser's taskbar shows several open windows: "start", "Welcome to Express!", "Inbox - Microsoft Out...", "2000 History Update ...", and "BulkYieldProcedure.d...". The system clock shows 6:51 AM.

--\*

756 State Office National Crop Table Process (Continued)

\*--G Updating Yields (Continued)

After "Update History" is selected a 2004 Yield History Update Report will be displayed to show total records read/updated.

2000 History Update Report - Microsoft Internet Explorer

Address: http://165.221.16.104/hct/2002/updateBulkYield.asp?State=&Rpt1=&Rpt2=&county=&cropcd=&type1=&GPrice=&planting=&prac=&nuse=&approvflag=&APFlag=Y

**USDA UNITED STATES DEPARTMENT OF AGRICULTURE**

**State: 42 2004 Yield History Update Report Year: 2006**

SEND TO PRINTER GO BACK

Total Records Read: 4 Total Records Updated: 4

County: 011	Crop Code/Type/Abbr: 0047 LGL	Prac: N	Grad Price:	Planting: 01	Int Use: FH	Calc Meth: 0	Override:
Yield/Source: 2467 CAL	2000 Yield/Source: 2600 OSN	2001 Yield/Source: 2800 OSN	2002 Yield/Source: 2400 OSN	2003 Yield/Source: 2400 OSN	2004 Yield/Source: 2400 NAS		
County: 037	Crop Code/Type/Abbr: 0047 LGL	Prac: N	Grad Price:	Planting: 01	Int Use: FH	Calc Meth: 0	Override:
Yield/Source: 2467 CAL	2000 Yield/Source: 2600 OSN	2001 Yield/Source: 2800 OSN	2002 Yield/Source: 2400 OSN	2003 Yield/Source: 2400 OSN	2004 Yield/Source: 2400 NAS		
County: 049	Crop Code/Type/Abbr: 0047 LGL	Prac: N	Grad Price:	Planting: 01	Int Use: FH	Calc Meth: 0	Override:
Yield/Source: 2467 CAL	2000 Yield/Source: 2600 OSN	2001 Yield/Source: 2800 OSN	2002 Yield/Source: 2400 OSN	2003 Yield/Source: 2400 OSN	2004 Yield/Source: 2400 NAS		
County: 093	Crop Code/Type/Abbr: 0047 LGL	Prac: N	Grad Price:	Planting: 01	Int Use: FH	Calc Meth: 0	Override:
Yield/Source: 2467 CAL	2000 Yield/Source: 2600 OSN	2001 Yield/Source: 2800 OSN	2002 Yield/Source: 2400 OSN	2003 Yield/Source: 2400 OSN	2004 Yield/Source: 2400 NAS		

Done

start Welcome to Express! Inbox - Microsoft Out... 2000 History Update ... BulkYieldProcedure.d... Internet 6:52 AM

--\*





## 756 State Office National Crop Table Process (Continued)

**H Record Inserted/Updated Successfully**

Once the State Office creates a record and the record is updated successfully, additional fields that were not on the Crop Data Entry Screen will be displayed. These additional fields include:

- the State code
- county and national approval fields
- \*--insurance indicator field

**Notes:** An “N” flag will be displayed until insurance data is updated with the--\* insurability file, once updated, the insurance flag will display:

- “Y”, if the crop is insurable in the county
- “N”, if the crop is **not** insurable in the county.

\*--State Offices shall monitor RMA Web site at <http://www3.rma.usda.gov/apps/docbrowserB.cfm> to determine crops covered by insurance.--\*

- calculated yield, if no override code is used
- calculated price, if no override code is used.

The following options will be displayed at the top and bottom of the screen:

- “Modify” - to change the crop record, to set approval flag
- “Add New Crop” - to clear screen to add new crop
- “Home” - to return to the “Welcome” screen
- “Query Result” - to return to the query.

**756 State Office National Crop Table Process (Continued)****I Processing Mass Approvals**

\* \* \* State Office users have the option to mass approve crop records. The user may access the "Mass Approval Report" option from the Query Selection Screen as shown in subparagraph 756 F. The county approval flag of "Y" is not required for mass approvals. To mass approve crop records, select the crop, type, graduate/price code, and intended use, if applicable, and ensure that:

- crop records have a 2004 historical yield--\*
- at least 1 record for that crop has been approved.

**Note:** The user must ensure that at least 1 record for the crop has been approved. If the user has not approved a record before accessing the "Mass Approval Report" option, the message, "Crop has no State approved price in any county," will be displayed.

\* \* \*

756 State Office National Crop Table Process (Continued)

I Processing Mass Approvals (Continued)

After the “Mass Approval Report” runs, the “Mass Approval” option will be displayed at the bottom of the update screen, as follows. When the user selects the “Mass Approval” option, the system will approve all requested records by replacing all “N” State flags to “Y”. The number of records updated will be displayed at the top of the screen.

\*--

**USDA UNITED STATES DEPARTMENT OF AGRICULTURE**

**State: 42 National Crop Table Approval Report Year: 2006**

[SEND TO PRINTER](#) [GO BACK](#)

County: 009	Crop Code/Type/Abbr: 0147 JAC PUMKN	Prac: N	Grad Price: Planting: 01	Int Use: FH	Meas: CWT	Pay Crop/Type: 0147 001
Price: \$6.5000 Source: CAL Ovr: Yield: 136.05 Source: CAL Ovr: Appr Cty/St/Nat: N N N RMA Crop Code/Type/Prac: Acre Date: 7/15/2006						
Prev Factor: 0.1800 Unharv Factor: 0.7000 Acres AU: 0.00 Grazing Days: 000 Plant Date: 6/20/2006 Harvest Date: 10/31/2006 Close Date: 3/15/2006						
County: 011	Crop Code/Type/Abbr: 0147 JAC PUMKN	Prac: N	Grad Price: Planting: 01	Int Use: FH	Meas: CWT	Pay Crop/Type: 0147 001
Price: \$6.5000 Source: CAL Ovr: Yield: 136.05 Source: CAL Ovr: Appr Cty/St/Nat: N N N RMA Crop Code/Type/Prac: Acre Date: 7/15/2006						
Prev Factor: 0.1800 Unharv Factor: 0.7000 Acres AU: 0.00 Grazing Days: 000 Plant Date: 6/15/2006 Harvest Date: 10/31/2006 Close Date: 3/15/2006						
County: 013	Crop Code/Type/Abbr: 0147 JAC PUMKN	Prac: N	Grad Price: Planting: 01	Int Use: FH	Meas: CWT	Pay Crop/Type: 0147 001
Price: \$6.5000 Source: CAL Ovr: Yield: 136.05 Source: CAL Ovr: Appr Cty/St/Nat: N N N RMA Crop Code/Type/Prac: Acre Date: 7/15/2006						
Prev Factor: 0.1800 Unharv Factor: 0.7000 Acres AU: 0.00 Grazing Days: 000 Plant Date: 6/15/2006 Harvest Date: 10/31/2006 Close Date: 3/15/2006						
County: 019	Crop Code/Type/Abbr: 0147 JAC PUMKN	Prac: N	Grad Price: Planting: 01	Int Use: FH	Meas: CWT	Pay Crop/Type: 0147 001
Price: \$6.5000 Source: CAL Ovr: Yield: 136.05 Source: CAL Ovr: Appr Cty/St/Nat: N N N RMA Crop Code/Type/Prac: Acre Date: 7/15/2006						
Prev Factor: 0.1800 Unharv Factor: 0.7000 Acres AU: 0.00 Grazing Days: 000 Plant Date: 6/30/2006 Harvest Date: 10/31/2006 Close Date: 3/15/2006						

**MASS APPROVAL**

\*--

**756.5 National Office Crop Table Process**

**A Resetting Approval Flags**

For 2001, 2002, and 2003, the National Office approval flag of “Y” triggered a download of approved crop records to County Offices. For 2004 and subsequent years, the State and/or national approval flag of “Y” will trigger a download of county and State approved crop records to County Offices. The National Office will reset the State Office approval flag of “Y” for County download when the State Office requires a change or modification to the \*--crop record after the State approval flag has been set. A blank status code indicates that there are active records that may or may not be approved.--\*

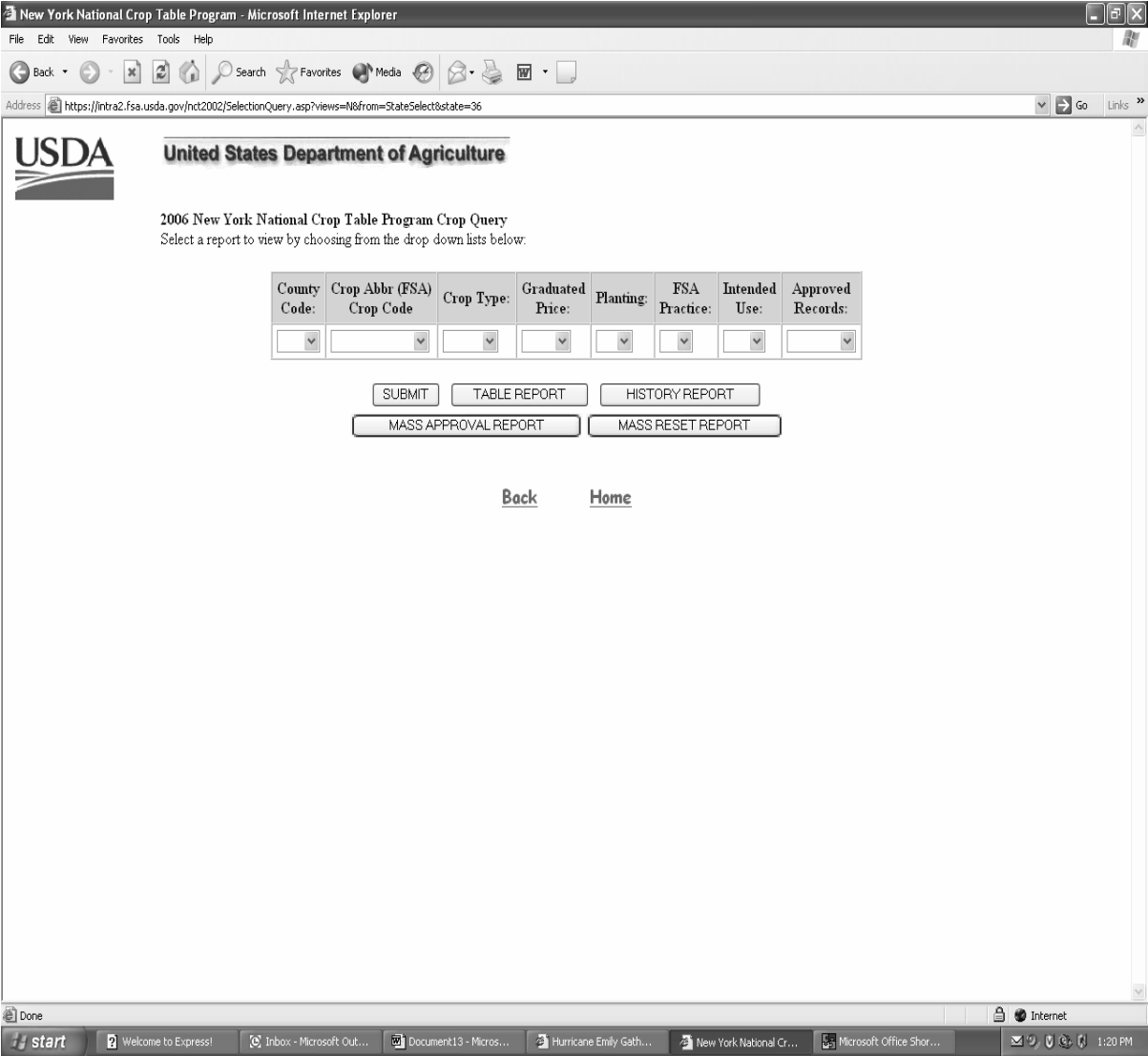
For 2005, the National Office user will have the option to individually reset State approval flags or mass reset State and national approval flags to allow States to make changes.

756.5 National Office Crop Table Process (Continued)

A Resetting Approval Flags (Continued)

\*--The user must enter all data for the crop records, and the level of approval on the query--\* screen as follows. When the user selects “Mass Reset Report”, display the State and national reset options.

Note: The “Mass Reset Report” option is displayed at the national level only.  
\*--



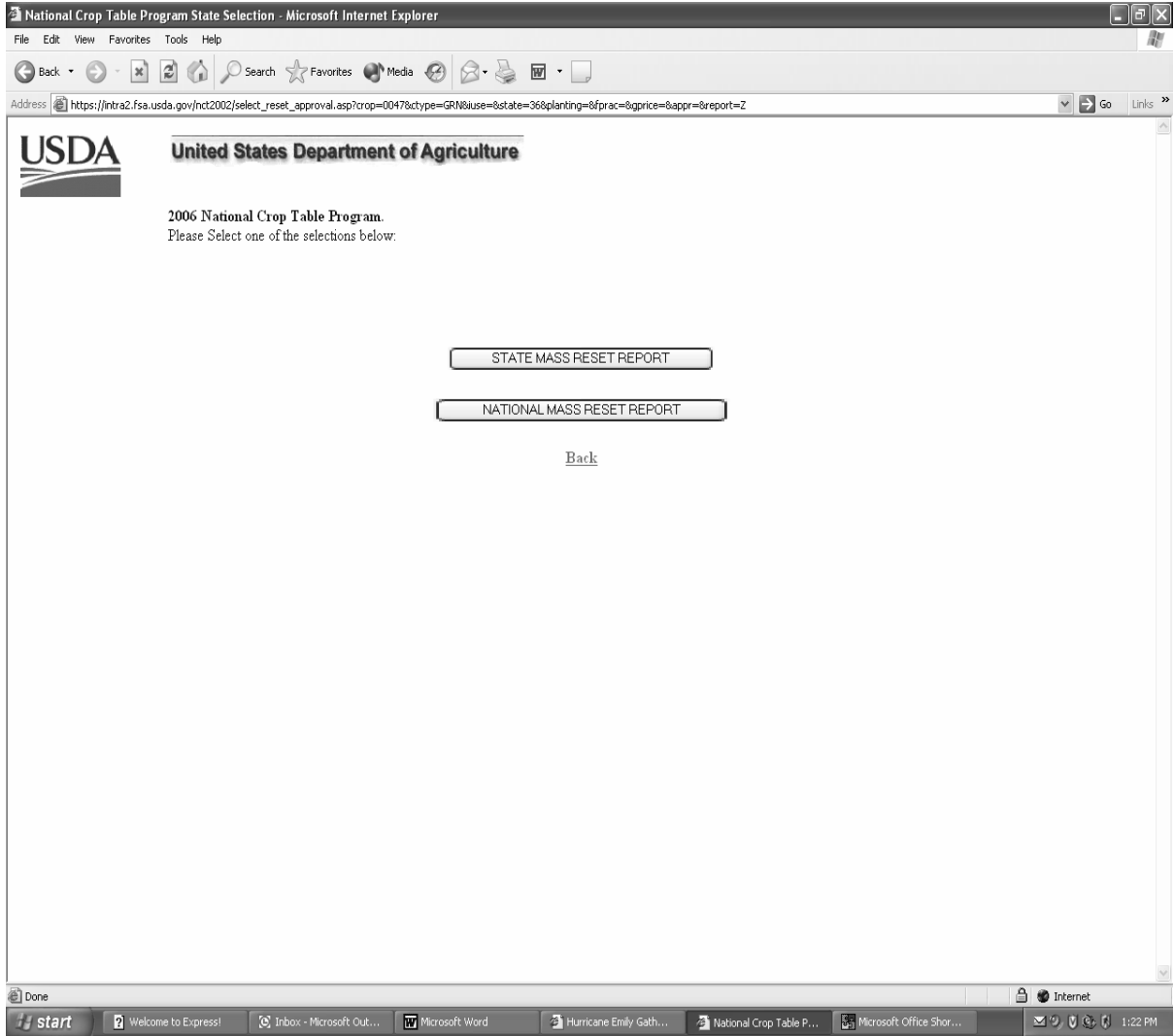
756.5 National Office Crop Table Process (Continued)

**B Reset Options**

When the user selects:

- “State Mass Reset Report,” change the State and national approval flags to “N”
- “National Mass Reset Report,” change only the national approval flag to “N”.

\*--



--\*

756.5 National Crop Table Process (Continued)

\*--C Deleting a Record

Only National Office users can delete a record. To delete a crop record, enter “D” in the “Status” block in the modify mode.

**Note:** Before National Office users delete a record, State Office users must ensure that an application for coverage has not been taken for the crop, type, and intended use.

USDA United States Department of Agriculture

2006 New York National Crop Table Program.  
Modify any fields as needed

County	Crop	Type	Use	GPrice	Practice Code (FSA)	Planting Period
007	0054	COM	FH		I	01

National Approval	Status	Measure	Prevented Factor	Unharvest Factor	Acres per AU	Grazing Days
N	D	Bushels	0.1000	0.7500	0	0

Final Planting	Acreage Report	Normal Harvest	Application Close
12/1/2005	7/15/2006	11/5/2006	11/20/2005

Year	Yield	Source
1999	545	NASS
2000	582	NASS
2001	581	NASS
2002	395	NASS
2003	0	
2004	0	

Override	Current Yield	Yield Source
	0	

Year	Price	Source
1999	7.92	NASS
2000	8.16	NASS
2001	8.84	NASS
2002	13.44	NASS
2003	11.04	NASS
2004	0	

Override	Current Net Price	Price Source

Back





757 National Crop Table Information

A Entering Crop Data

Use the following table when entering crop data information.

Item	Action
<b>(County)</b> County Code	Click on the arrow and select the county code.  <b>Note:</b> If the County Office user leaves this field blank, an error message will be displayed.
<b>(Crop)</b> Crop Code	Enter the crop codes 4 numeric characters. See 2-CP, Exhibit 10.5.
<b>(Type)</b> Crop Type	Enter the crop types 3 alphabetic characters. See 2-CP, Exhibit 10.5 for crop types. If a type is not provided in 2-CP, Exhibit 10.5, leave the field blank.
<b>(Use)</b> Intended Use	Enter the intended use 2 alphabetic characters. See 2-CP, Exhibit 11 for intended uses. If an intended use is not provided for that crop, leave field blank.
<b>(GPrice)</b> Graduated Price Code	Enter the price code as indicated below. Enter for value loss crops and *--California processed grapes, with the exception of the following:--*  <ul style="list-style-type: none"> <li>• Finfish - Tropical, Haplochromine, Lamprologuine, Mbuna Chichlid, and Tanganyika</li> <li>• Floriculture flowers - all types, except seed</li> <li>• Grass - all types, intended use of sod</li> <li>• Mushrooms - common and shiitake</li> <li>• Nursery - container and field grown</li> <li>• Crops with the intended use of rootstock (RS) or sets (SE).</li> </ul>

757 National Crop Table Information (Continued)

A Entering Crop Data (Continued)

Item	Action																												
<p>(GPrice) Graduated Price Code (Continued)</p>	<p>The graduated price crops and codes are as follows.</p> <p><b><u>CHRISTMAS TREES - 7321</u></b> <b>Age of Growth of Trees</b></p> <table border="0"> <thead> <tr> <th><b><u>Codes</u></b></th> <th><b><u>Years</u></b></th> </tr> </thead> <tbody> <tr><td>SED</td><td>Seedling</td></tr> <tr><td>001</td><td>1 year</td></tr> <tr><td>002</td><td>2 years</td></tr> <tr><td>003</td><td>3 years</td></tr> <tr><td>004</td><td>4 years</td></tr> <tr><td>005</td><td>5 years</td></tr> <tr><td>006</td><td>6 years</td></tr> <tr><td>007</td><td>7 years</td></tr> <tr><td>*--008</td><td>8 years</td></tr> <tr><td>009</td><td>9 years</td></tr> <tr><td>010</td><td>10 years</td></tr> <tr><td>011</td><td>11 years</td></tr> <tr><td>012</td><td>12 years--*</td></tr> </tbody> </table> <p><b><u>MOLLUSK - 3001</u></b> Size in millimeters</p> <p><b><u>Codes</u></b></p> <p>000 - .1 mm to less than 1 mm            001 - Greater than or equal to 1, but less than 2            002 - Greater than or equal to 2, but less than 4            004 - Greater than or equal to 4, but less than 8            008 - Greater than or equal to 8, but less than 10            010 - Greater than or equal to 10, but less than 12            012 - Greater than or equal to 12, but less than 20            020 - Greater than or equal to 20, but less than 22            022 - Greater than or equal to 22, but less than 28            028 - Greater than or equal to 28, but less than 30            030 - Greater than or equal to 30</p> <p>The State or County Office user will enter the graduated price <b>code</b>. The State Office user will use the price <b>code</b> to establish and enter a <b>price</b> for the size, age, or stage of a crop.</p> <p><b>Note:</b> Refer to 2-CP, Exhibit 10.5 for types of crops.</p> <p><b><u>FINFISH</u></b></p> <p><b><u>Codes</u></b></p> <p>FIN - Fingerlings            BRO - Broodfish            FRY - Fry            FOF - Food Fish</p> <p>009 - 9 inch fish            012 - 12 inch fish            015 - 15 inch fish</p> <p><b><u>CRUSTACEAN - 3002</u></b></p> <p><b><u>Codes</u></b></p> <p>SMA - Small            MED - Medium            LAR - Large</p> <p><b><u>GINSENG - 0089</u></b> Root Age</p> <p><b><u>Codes</u></b></p> <p>001 - 1 year            002 - 2 years            003 - 3 years            004 - 4 years            005 - 5 years            006 - 6 years</p>	<b><u>Codes</u></b>	<b><u>Years</u></b>	SED	Seedling	001	1 year	002	2 years	003	3 years	004	4 years	005	5 years	006	6 years	007	7 years	*--008	8 years	009	9 years	010	10 years	011	11 years	012	12 years--*
<b><u>Codes</u></b>	<b><u>Years</u></b>																												
SED	Seedling																												
001	1 year																												
002	2 years																												
003	3 years																												
004	4 years																												
005	5 years																												
006	6 years																												
007	7 years																												
*--008	8 years																												
009	9 years																												
010	10 years																												
011	11 years																												
012	12 years--*																												

757 National Crop Table Information (Continued)

A Entering Crop Data (Continued)

\*--

Item	Action		
(GPrice) Graduated Price Code (Continued)	To recognize crushing districts in CALIFORNIA for processed grapes, crop code 0053.		
	<b>Note:</b> Graduated Price Code entered is the Crushing District.		
	<b>County</b>	<b>District</b>	<b>Crushing District</b>
	045	1	001
	033	2	002
	097 041	3	003
	055	4	004
	095	5	005
	001 013 085 075 081	6	006
	053 069 087	7	007
	079 083 111	8	008
	113 067 015 093 049 023 105 089 035 103 063 021 007 011 101 115 091	9	009
	057 061 017 005 009 109 043	10	010
	077 067	11	011
	077 099 047	12	012
	039 019 003 051 027 031 107	13	013
	031 107 029	14	014
	037 071	15	015
	059 065 073 025	16	016
	113 067	17	017

--\*

## 757 National Crop Table Information (Continued)

## A Entering Crop Data (Continued)

Item	Action
<b>(Practice)</b> Practice Code	Enter "I" for irrigated, "N" for nonirrigated, or click on the arrow and select the practice code.  <b>Note:</b> An entry is <b>not</b> required for value loss crops.
<b>(PLT)</b> Planting Period	<p>*--An entry of "01" will be defaulted for value loss crops, honey, and all crops in the Tropical Regions except those with intended use of grazing (GZ). Enter the planting periods--*</p> <p>01 through 12. For crops with an intended use of grazing with different carrying capacities, ENTER "01", "02", "21", "22", "31", "32", "41", "42", "51", "52", "61", "62", "71", "72", "81", "82", "91", or "92". To accommodate small grain with different carrying capacities, for:</p> <ul style="list-style-type: none"> <li>• full season, ENTER "01"</li> <li>• fall/winter season, ENTER "21"</li> <li>• spring season, ENTER "31"</li> <li>• forage designated as warm and cool season, see the following examples.</li> </ul> <p><b>Example 1:</b></p> <p>Cool season: carrying capacity = 3 - (planting period = 01) Cool season: carrying capacity = 5 - (planting period = 21) Cool season: carrying capacity = 10 - (planting period = 31)</p> <p><b>Example 2:</b></p> <p>Warm season: carrying capacity = 3 - (planting period = 02) Warm season: carrying capacity = 5 - (planting period = 22) Warm season: carrying capacity = 10 - (planting period = 32)</p>
<b>(Measure)</b> Unit of Measure	<p>Enter the unit of measure, with the exception of the following:</p> <ul style="list-style-type: none"> <li>• Finfish - Tropical, Haplochromine, Lamprologuine, Mbuna Chichlid, and Tanganyika</li> <li>• Floriculture flowers - all types and intended uses, except seed</li> <li>• Mushrooms - common and shiitake</li> <li>• Nursery - container and field grown</li> <li>• Crops with the intended use of rootstock (RS) or sets (SE).</li> </ul> <p><b>Notes:</b> National and State Office entry <b>only</b>.</p> <p>Before adding a record, refer to paragraph 754 and add the number of pounds if the unit of measure is either a barrel, box, bunches, bushel, carton, container, crate, or lug. The unit of measure should be the same as the historical data. If the unit of measure is changed, the system will not convert the historical years; therefore, 30 cwt. may become 30 lbs. If the unit of measure is changed, historical data must be manually updated. For 2005 and subsequent years, an entry of zero or higher will be a valid entry if the unit of measure is "bunches".</p>

757 National Crop Table Information (Continued)

A Entering Crop Data (Continued)

Item	Action																				
<p><b>(Prevented Factor)</b> Prevented Planted Factor</p>	<p>Enter the prevented planted factor (decimal point first), for instance, .10. The prevented planted factor must be the same factor within the State by crop code, type abbreviation, and intended use. The prevented factor can be no greater than the unharvested payment factor. If a prevented factor is entered, there must be an entry in the “final planting date” field.</p> <p><b>Notes:</b> National and State Office entry <b>only</b>.</p> <p>*--Required entry except for value loss crops and all crops in Tropical Regions.--*</p>																				
<p><b>(Unharvest Factor)</b> Unharvested Factor</p>	<p>Enter the unharvested factor (decimal point first), for instance, .30. The unharvested factor must be the same factor within the State by crop code, type, and intended use.</p> <p><b>Note:</b> National and State Office entry <b>only</b>.</p>																				
<p><b>(Acres Per AU)</b></p>	<p>Enter the carrying capacity for <b>forage crops with the intended use of grazing only</b>.</p> <p><b>Note:</b> To accommodate multiple carrying capacities according to paragraph 107.5, refer to instructions for the planting period entry.</p> <p><b>Examples:</b></p> <table border="0" data-bbox="529 932 1312 1083"> <tr> <td>Alfalfa</td> <td>Grass</td> <td>Mixed Forage</td> <td>Sorghum</td> </tr> <tr> <td>Barley</td> <td>Kochia</td> <td>Oats</td> <td>Speltz</td> </tr> <tr> <td>Birdsfoot</td> <td>Kohlrabi</td> <td>Perennial Peanuts</td> <td>Triticale</td> </tr> <tr> <td>Clover</td> <td>Lespedeza</td> <td>Rye</td> <td>Vetch</td> </tr> <tr> <td>Corn</td> <td>Millet</td> <td>Sorghum, Forage</td> <td>Wheat</td> </tr> </table>	Alfalfa	Grass	Mixed Forage	Sorghum	Barley	Kochia	Oats	Speltz	Birdsfoot	Kohlrabi	Perennial Peanuts	Triticale	Clover	Lespedeza	Rye	Vetch	Corn	Millet	Sorghum, Forage	Wheat
Alfalfa	Grass	Mixed Forage	Sorghum																		
Barley	Kochia	Oats	Speltz																		
Birdsfoot	Kohlrabi	Perennial Peanuts	Triticale																		
Clover	Lespedeza	Rye	Vetch																		
Corn	Millet	Sorghum, Forage	Wheat																		
<p><b>(Grazing Days)</b></p>	<p>Enter the number of days in a grazing period for each <b>forage crop with the intended use of grazing only</b>.</p> <p><b>Note:</b> To accommodate multiple carrying capacities according to paragraph 107.5, refer to instructions for the planting period entry.</p>																				
<p><b>(Final Planting)</b> Final Planting Date</p>	<p>Enter the final planting date. Must be before normal harvest date, and after the application closing date, and have an entry in the “prevented planting factor” field.</p> <p><b>Notes:</b> Date format: mm/dd/yyyy.</p> <p>*--Required entry except for value loss crops and all crops in Tropical Regions.--*</p>																				
<p><b>(Acreage Report)</b> Acreage Reporting Date</p>	<p>Enter the acreage reporting date. STC should establish the earliest date to allow for 15 calendar days of the grazing period for forage crops. For value loss crops, date will default to September 30 of the previous calendar year.</p> <p><b>Note:</b> Date format: mm/dd/yyyy.</p>																				

757 National Crop Table Information (Continued)

A Entering Crop Data (Continued)

Item	Action
<p><b>(Normal Harvest)</b> Normal Harvest Date</p>	<p>Enter the date the harvest of the crop is normally completed in the County Office. Must be after final planting date. For value loss crops, date will default to September 30 of crop year. <b>Note:</b> Date format: mm/dd/yyyy.</p>
<p><b>(Application Close)</b> Application Closing Date</p>	<p>Enter the application closing date. Must be before the final planting date. For value loss *--crops, date will default to September 1 of previous calendar year. For all crops in Tropical Regions, except value loss, date will default to December 1 of previous calendar years.--* <b>Note:</b> National and State Office entry <b>only</b>. Date format: mm/dd/yyyy.</p>
<p><b>Yield</b></p>	<p>Enter County Office average yield for the applicable years for all crops except value loss and forage crops with the intended use of grazing.  *--<b>Note:</b> For 2006, 2004 historic data must be entered to update the record. If historic--* data has been entered in any previous years, historic data for all subsequent years is required.</p>
<p><b>Yield Source</b></p>	<p>Click on the down arrow and select from the following the source of the yield information.  *--Average Actual Production History--* AMS News and buyers CAC Office COC's knowledge CSREES Farm Loan Local Markets NASS Natural Resources Conservation Service Other State NASS Other reliable sources Rural Development State Committee</p>
<p><b>Override</b></p>	<p>ENTER "O", not zero, when overriding the yield.  <b>Note:</b> National or State Office entry.</p>
<p><b>Current Yield</b></p>	<p>When the record is added, the system will automatically calculate the current County Office expected yield by completing an olympic average of the history and displaying it in this field. If the National or State Office user overrides the calculated County Office expected yield, the revised current yield must be entered with an override flag.</p>
<p><b>Yield Source</b></p>	<p>When the system calculates the yield, based on the year-specific yield data, the word, "Calculated", will be displayed. If the National or State Office user overrides the yield, the user must select the source.</p>

757 National Crop Table Information (Continued)

A Entering Crop Data (Continued)

Item	Action
<b>Price</b>	<p>*--Enter the price for the applicable years for all crops except ornamental nursery crops with intended use of rootstock (RS) or sets (SE), tropical finfish, mushroom, floriculture (except seed) and forage crops with an intended use of grazing. For grazing the price will be--* defaulted for the applicable year according to subparagraph 752 E.</p> <p><b>Notes:</b> For crops with graduated prices, enter the respective year's estimated price. For example, if a mature Christmas Tree's value was \$9.50 for 1995 and the first year's value is 14 percent of a mature tree's value, enter \$1.33 (14 percent of \$9.50) for the 1995 year entry in the first year table, using the same method of calculation for the remaining years to maturity with their respective percentages, and using the same method for the remaining graduated payment databases.</p> <p>State Office entry <b>only</b>.</p> <p>*--For 2006, 2004 historic data must be entered to update the record. If historic data--* has been entered in any previous years, historic data for all subsequent years is required.</p>
<b>Price Source</b>	<p>Click on the down arrow and select from the following source of the <b>price</b> information.</p> <p>AMS News and buyers  CAC Office  COC's knowledge  CSREES  Farm Loan  Local Markets  NASS  Natural Resources Conservation Service  Other State NASS  Other reliable sources  Rural Development  State Committee</p>
<b>Override</b>	<p>ENTER "O", not zero, when overriding the price.</p> <p>*--<b>Note:</b> National Office or State entry.</p>
<b>Current Price</b>	<p>When the record is added, the system will automatically calculate the current price by completing an olympic average of the history and displaying it in this field. If the National or State Office user overrides the price, the user must enter the price.--*</p>
<b>Source</b>	<p>When the system calculates the price, based on the year-specific price data, the word, "Calculated", will be displayed. If the National or State Office user overrides the price, the user must select the source.</p>
<b>Insert</b>	<p>Click "Insert" to create the record after completing all required entries.</p>
<b>Clear</b>	<p>Click "Clear" to clear all fields on the screen.</p>
<b>Back</b>	<p>Click "Back" to return to the previous screen.</p>

**B Required Data for Value Loss Crops**

Use the following table when entering value loss crop data information.

<b>Crop</b>	<b>Type</b>	<b>Data Required</b>	<b>Data Not Required</b>
Christmas Trees (7321)	All	Graduated price code, unit of measure, unharvested factor, planting period (default "1"), acreage *--reporting date (default 9/30 of previous crop--* year), application closing date (default 9/01 of previous calendar year), normal harvest date (default 9/30 of crop year), price, price source.	Prevented planted factor, final planting date, yield, yield source, practice code.
Crustacean (3002)	All	Graduated price code, unit of measure, unharvested factor, planting period (default "1"), acreage *--reporting date (default 9/30 of previous crop--* year), Application closing date (default 9/01 of previous calendar year), normal harvest date (default 9/30 of crop year), price, price source.	Prevented planted factor, final planting date, yield, yield source, practice code.
Finfish (3000)	Haplochromine Tropical (HAP) Lamprologuine Tropical (LAM) Mbuna Chichlid Tropical (MBU) Tanganyika Tropical - (TAN) Tropical - (TRO)	Unharvested factor, planting period (default "1"), acreage reporting date (default 9/30 of *--previous crop year), application closing--* date (default 9/01 of previous calendar year), normal harvest date (default 9/30 of crop year).	Graduated price code, unit of measure, prevented planted factor, final planting date, yield, yield source, price, price source, practice code.
	All other Finfish not listed above.	Graduated price code, unit of measure, unharvested factor, planting period (default "1"), acreage *--reporting date (default 9/30 of previous crop--* year), application closing date (default 9/01 of previous calendar year), normal harvest date (default 9/30 of crop year), price, price source.	Prevented planted factor, final planting date, yield, yield source, practice code.
Flowers (Floriculture) (7501)	All <b>Note:</b> Flowers with the intended use of seed is considered a yield base crop and must have all entries.	Unharvested factor, planting period (default "1"), acreage reporting date (default 9/30 of *--previous crop year), application closing date--* (default 9/01 of previous calendar year), normal harvest date (default 9/30 of crop year).	Graduated price code, unit of measure, prevented planted factor, final planting date, yield, yield source, price, price source, practice code.
Ginseng (intended use of fresh) (0089)	All <b>Note:</b> Ginseng with the intended use of seed is considered a yield base crop and must have all entries.	Graduated price code, unit of measure, unharvested factor, planting period (default "1"), acreage reporting date (default 9/30 of *--previous crop year), application closing date--* (default 9/01 of previous calendar year), normal harvest date (default 9/30 of crop year), price, price source.	Prevented planted factor, final planting date, yield, yield source, normal harvest date, practice code.
Grass (intended use of sod) (0102)	All <b>Note:</b> All other intended uses except grazing are considered a yield base crop and must have all entries.	Unit of measure, unharvested factor, planting period (default "1"), acreage reporting date (default *--9/30 of previous crop year), application--* closing date (default 9/01 of previous calendar year), normal harvest date (default 9/30 of crop year), price, price source.	Graduated price code, prevented planted factor, final planting date, yield, yield source, practice code.



**B Required Data for Value Loss Crops**

<b>Crop</b>	<b>Type</b>	<b>Data Required</b>	<b>Data Not Required</b>
Mollusk (3001)	All	Graduated price code, unit of measure, unharvested factor, default planting period to "1", acreage reporting date (default to 9/30 of *--previous crop year), application--* closing date (default to 9/01 of previous calendar year), normal harvest date (default to 9/30 of crop year), price, price source.	Prevented planted factor, final planting date, yield, yield source, practice code.
Mushrooms (0403)	All	Unharvested factor, planting period (default "1"), acreage reporting date *(default 9/30 of previous crop--* year), application closing date (default 9/01 of previous calendar year), normal harvest date (default 9/30 of crop year).	Graduated price code, unit of measure, prevented planted factor, final planting date, yield, yield source, price, price source.
Nursery (Ornamental) (1010)	All	Unharvested factor for Container 100%, unharvested factor for Field Grown 50%, planting period (default "1"), acreage reporting date (default *--9/30 of previous crop year),--* application closing date (default 9/01 of previous calendar year), normal harvest date (default 9/30 of crop year).	Price, unit of measure, prevented planted factor, final planting date, yield, yield source, price source, practice code.
Crops with intended use of Root Stock (RS) and Sets (SE)	All	Unharvested factor, planting period (default "1"), acreage reporting date *(default 9/30 of previous crop--* year), application closing date (default 9/01 of previous calendar year), normal harvest date (default 9/30 of crop year).	Graduated price code, unit of measure, prevented planted factor, final planting date, yield, yield source, price, price source, practice code.

757 National Crop Table Information (Continued)

**C Error Message Screen**

The crop record will not be validated until the “Insert” option is selected. If an entry or entries are invalid, an error screen will be displayed. The error screen will provide the following information:

- “Field in Error” displays the field that has the error
- “Current Value” displays the incorrect entry
- “Error Message” displays the problem.

Any errors must be corrected before the record can be added or updated.

\* \* \*

**758 Approval Flags****A Setting the Approval Flags**

The County, State, and National Office approval flags are defaulted to “N”.

The approval flags must be changed to “Y” by County and/or State Offices to process the crop record. To change the flag, the user must select the “View/Change” option according to paragraph 755 or 756, as applicable.

If the “approval” flag is set to “Y” for the:

- County Office, only the State or National Office may change the crop record

**Note:** If a change is required, contact the State Office.

- State Office, the National Office may change the crop record, or reset the State approval flag to “N” to allow the State Office to make changes. If a change is required, contact the National Office.

**Note:** A county approval flag is not required if the State Office will be entering County Office data. However, the State Office will be required to enter “Y” in the State’s approval field.

**759 National Crop Table Reports**

**A Report Options**

Users of NCT can print reports of crop data previously loaded by accessing the "View/Change" option. These reports can be printed for a specific record (crop, type, practice, intended use, planting period, etc.) or numerous records depending on the element of the record loaded on the query screen. \* \* \*

**B Table Report**

The table report displays a list of all crop information and may be printed by selecting "Send to Printer" option. \* \* \*

**C History Report**

\*--The history report displays 5 years of price and yield historical data and may be printed by selecting "Send to Printer" option.--\*

\* \* \*

**759 National Crop Table Reports (Continued)****D Nationally and State Approved Records**

Report options have been provided that will allow the user to access crop records that are approved either nationally or by State. When the user selects "Report of Approved Crop \*--Records" on the "Welcome" screen, as shown in subparagraph 756 F, the following options will be displayed:

- "Check for Nationally Approved Records"
- "Check for State Approved Records".

When the user selects 1 of the 2 options, "Check for Nationally Approved Records" or "Check for State Approved Records", a query will be displayed. The user will only be able to query 1 crop at a time. The query may be specific or as broad as the following key data allows:

- crop
- type
- graduated price
- planting period
- FSA practice
- intended use.--\*


The user is required to enter data in at least 1 field before running the approved records. Only those States that contain data requested in the query will be displayed \* \* \*. The user must select no more than 5 States at one time by clicking in the box.

\* \* \*

759 National Crop Table Reports (Continued)

D Nationally and State Approved Records (Continued)

When the user selects the State or States and clicks on “Process Selections”, the following result screen, including multiple records for each State, depending on the query selection, will be displayed.

															
National Crop Table State Approved Crops Report by State Year: 2006															
<a href="#">SEND TO PRINTER</a> <a href="#">GO BACK</a>															
State	County Code	Crop Code	Type Abbr	Grad. Price	Use	Pr	Plt	Ins	Meas	Yield	Price	Prevent Factor	Unharv Factor	Animal Acres	Animal Days
Texas	001	0011	HRW		GZ	N	01	N	AUD	0	0.5746	0.5	1	2	212
Texas	003	0011	HRW		GZ	N	01	N	AUD	0	0.5746	0.5	1	4	212
Texas	011	0011	HRW		GZ	N	01	N	AUD	0	0.5746	0.5	1	4	212
Texas	013	0011	HRW		GZ	N	01	N	AUD	0	0.5746	0.5	1	3	212
Texas	017	0011	HRW		GZ	N	01	N	AUD	0	0.5746	0.5	1	4	212
Texas	019	0011	HRW		GZ	N	01	N	AUD	0	0.5746	0.5	1	3	212
Texas	021	0011	HRW		GZ	N	01	N	AUD	0	0.5746	0.5	1	3	212
Texas	023	0011	HRW		GZ	N	01	N	AUD	0	0.5746	0.5	1	3	212
Texas	025	0011	HRW		GZ	N	01	N	AUD	0	0.5746	0.5	1	3	212
Texas	027	0011	HRW		GZ	N	01	N	AUD	0	0.5746	0.5	1	2	212
Texas	459	0011	HRW		GZ	N	01	N	AUD	0	0.5746	0.5	1	2	212
Texas	461	0011	HRW		GZ	N	01	N	AUD	0	0.5746	0.5	1	4	212
Texas	463	0011	HRW		GZ	N	01	N	AUD	0	0.5746	0.5	1	3	212
Texas	465	0011	HRW		GZ	N	01	N	AUD	0	0.5746	0.5	1	4	212
Texas	469	0011	HRW		GZ	N	01	N	AUD	0	0.5746	0.5	1	3	212
Texas	473	0011	HRW		GZ	N	01	N	AUD	0	0.5746	0.5	1	2	212
Texas	481	0011	HRW		GZ	N	01	N	AUD	0	0.5746	0.5	1	3	212
Texas	483	0011	HRW		GZ	N	01	N	AUD	0	0.5746	0.5	1	4	212
Texas	485	0011	HRW		GZ	N	01	N	AUD	0	0.5746	0.5	1	3	212
Texas	487	0011	HRW		GZ	N	01	N	AUD	0	0.5746	0.5	1	3	212
Texas	491	0011	HRW		GZ	N	01	N	AUD	0	0.5746	0.5	1	2	212
Texas	493	0011	HRW		GZ	N	01	N	AUD	0	0.5746	0.5	1	3	212
Texas	501	0011	HRW		GZ	N	01	N	AUD	0	0.5746	0.5	1	4	212
Texas	503	0011	HRW		GZ	N	01	N	AUD	0	0.5746	0.5	1	3	212
Texas	507	0011	HRW		GZ	N	01	N	AUD	0	0.5746	0.5	1	3	212

**Note:** To print all of the approved crops for a county, select the county and “State Approval” on the Query Screen. To ensure that all data prints, adjust the print settings to landscape.

760-770 (Reserved)

## Section 1.5 National Crop Table, 2009 and Subsequent Crop Years

### 771 Overview

#### A Introduction

\*--NCT is a web-based application that was developed for NAP and as a source of historical--\* data for possible future disaster programs. The NCT application was redesigned for the 2009 crop year, for increased efficiency and ease of use.

\*--Modifications have been made to the NCT to capture and maintain crop data also required for the SURE Program. The 2010 NCT is the first year to incorporate the additional data elements for SURE.

For NAP and SURE purposes, NCT will be used to:--\*

- recommend and approve crop data
- maintain a historical database for prices and yields.
- \*--lock and save approved data and make it available for retrieval by program application and/or payment software.

The records will be validated against the crop codes and other data according to exhibits listed in paragraph 170, as applicable; 2-CP, Exhibit 10.5; 1-SURE, Exhibits 5, 6, and 6.5;--\* FIPS codes; and the insurability file when it becomes available. National, State, and County Office personnel will have access to NCT to view, change, or add crop records.

#### B NCT Security

USDA eAuthentication security is enforced to ensure that a user can only update crop records for their respective State or county. Authority roles are defined as “County”, “State”, and “National” users in eAuthentication, and different levels of access will be granted according to the user’s role.

Authorized users with a “County”, “State”, or “National” eAuthentication NCT role:

- **must** access NCT software using a valid eAuthentication ID and password through the FSA Intranet web site “FSA Applications”
- will have the capability to access NCT to add and modify crop records **only** for their State or county and to view crop records for all States.

All other users with valid eAuthentication ID’s will have the capability to view, but **not** modify, crop records for all States and counties.

771 Overview (Continued)

**B NCT Security (Continued)**

If the State Office needs additional users, the State Office shall:

- submit FSA-13-A through the State Security Liaison Representative
- request “EAS role”:
  - app.fsa.nct.cty for County Office user access (paragraph 776)
  - app.fsa.nct.state for State Office user access (paragraph 777)
  - app.fsa.nct.reset for National Office users access (paragraph 778).

**Note:** All users with a valid eAuthentication account have view-only access to the NCT. Assignment of EAS roles are only required for users who are approved to modify records.

- ensure that all requests for “County” or “State” authority are verified by the State NAP Specialist so that the appropriate NCT authorization role can be assigned to the user’s eAuthentication ID.

**C Accessing the NCT Web Site**

To access NCT, go to [http://intranet.fsa.usda.gov/fsa/FSAIntranet\\_applications.html](http://intranet.fsa.usda.gov/fsa/FSAIntranet_applications.html).

Under Production Adjustment & Disaster Programs, CLICK “NCT –National Crop Table (2009 - )”.

State & County T-OPS/LWV	<ul style="list-style-type: none"> <li>• WSRP - IE, Work Status Report System- Internet Enabled</li> </ul> <p><b>Administrative Applications</b></p> <ul style="list-style-type: none"> <li>• COC Elections</li> <li>• COC State AO Reports</li> <li>• COE Replacement</li> <li>• ERSR</li> <li>• Directive Tools</li> <li>• OIP - Office Information Profile</li> </ul> <p><b>Financial Services</b></p> <ul style="list-style-type: none"> <li>• Financial Applications</li> </ul> <p><b>Rates and Fact Sheets</b></p> <ul style="list-style-type: none"> <li>• County LDP Rates</li> <li>• Honey Rates</li> <li>• Pulse Crop Rates</li> <li>• Wool Rates</li> <li>• Grain Warehouse Rates</li> <li>• Program Fact Sheets</li> </ul>	<ul style="list-style-type: none"> <li>• Assistance Payment</li> <li>• eLDP - Electronic Loan Deficiency Payments</li> <li>• EWR - Electronic Warehouse Receipts</li> <li>• MILC-X - MILC Extension Program</li> <li>• Peanut Program</li> <li>• Sugar Program</li> <li>• TAA - Trade Adjustment Assistance</li> <li>• Tobacco Transition Payment Program</li> </ul> <p><b>Production Adjustment &amp; Disaster Programs</b></p> <ul style="list-style-type: none"> <li>• AILFP- American Indian Livestock Feed Program</li> <li>• 2005-2006-2007 CDP Crop Table</li> <li>• Compliance Query Tool</li> <li>• DCP - Direct and Counter-Cyclical Program</li> <li>• Homeland Security</li> <li>• LAPLT - Livestock Assistance Program Load Table</li> <li>• LAP - Livestock Assistance Program</li> <li>• NCT - National Crop Table (2009 - )</li> <li>• NCT - National Crop Table (2001-2008)</li> <li>• STORM</li> <li>• TAP - Tree Assistance Program</li> </ul>
-----------------------------	--	---



## 771 Overview (Continued)

## C Accessing the NCT Web Site (Continued)

The USDA eAuthentication Warning Screen will be displayed, CLICK “Continue”.

On the eAuthentication Sign-On Screen, enter User ID and password and CLICK “Login”.

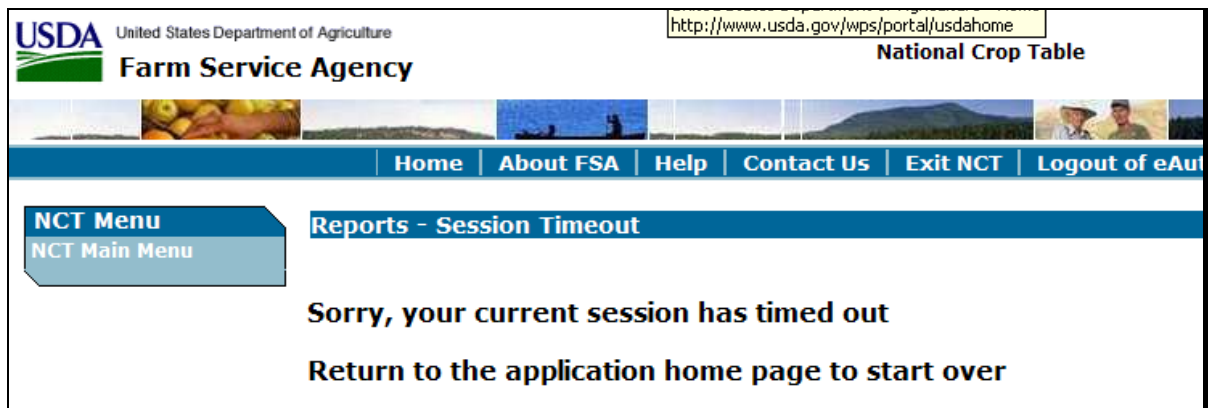
The Welcome to the National Crop Table Program Screen will be displayed. From the Program Year drop-down box, select the program year and CLICK “NCT Login”.



**Note:** When using NCT, **always** use NCT screen “Back” option. Using “ Back” from the Internet Explorer tool bar or Netscape Navigator will cause **undetected errors**.

## D Timing Out

Inactivity will result in system timeout **before** users are notified. This eliminates open connections to the web site that could slow down the system. Users will be notified of system timeout when users attempt to resume activity. The Reports - Session Timeout Screen will be displayed with the following message.



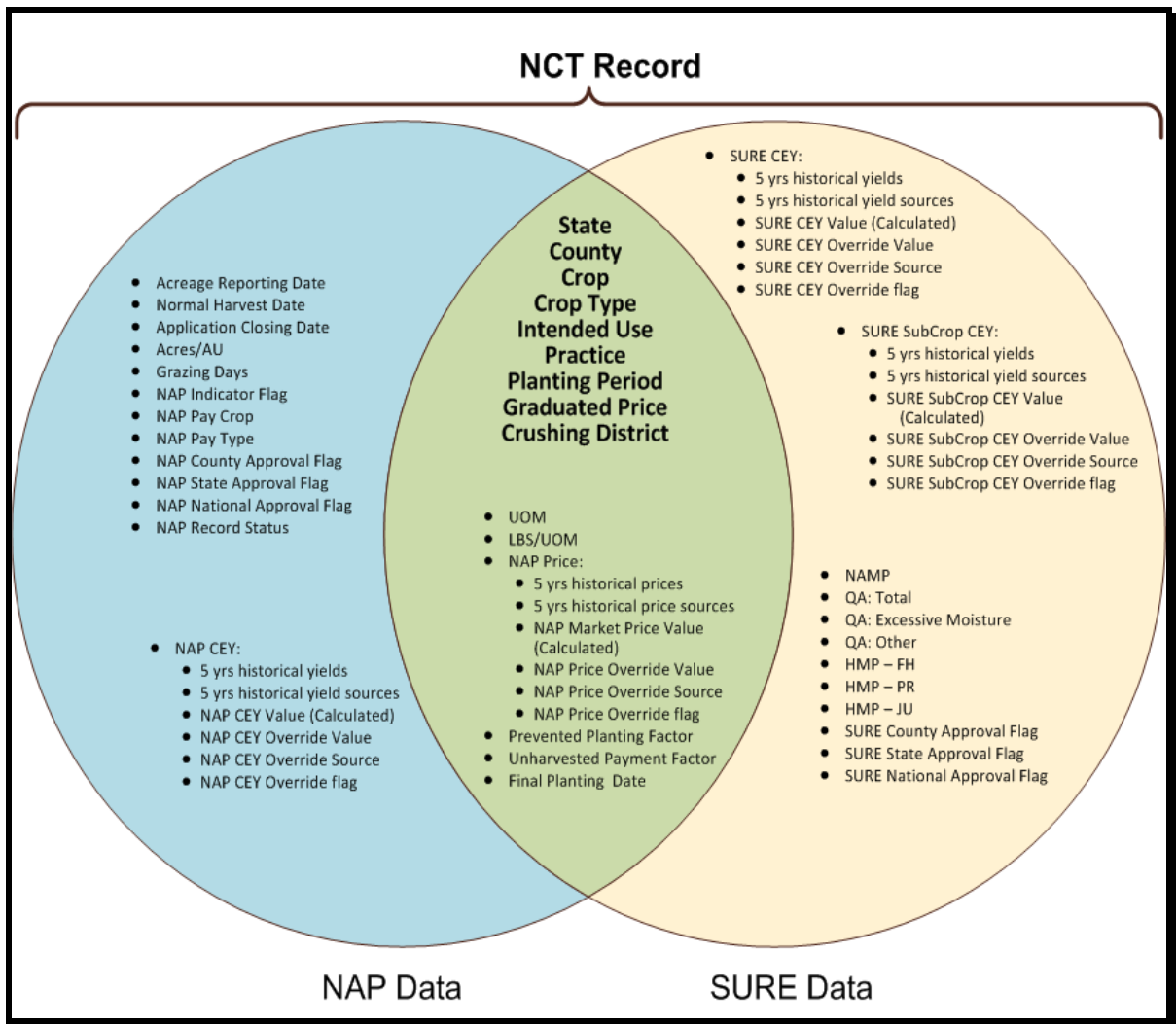
771 Overview (Continued)

**\*--E One Record, Two Programs**

In 2010 and subsequent years, the NCT records will store and maintain crop data required for two programs, NAP and SURE. Before this modification, the NCT was only used by the NAP program. NAP Application and Payment software will continue to pull data from the NCT, and the SURE Workbook will use data from the NCT.

Each record in the NCT will be comprised of a unique combination of State/County/Crop/Type/Intended Use/Practice/Planting Period/Graduated Price/Crushing District. For each of these unique records, all associated crop data will fall into one of 3 categories:

- NAP-only data
- SURE-only data
- NAP and SURE data (“Common Data”).



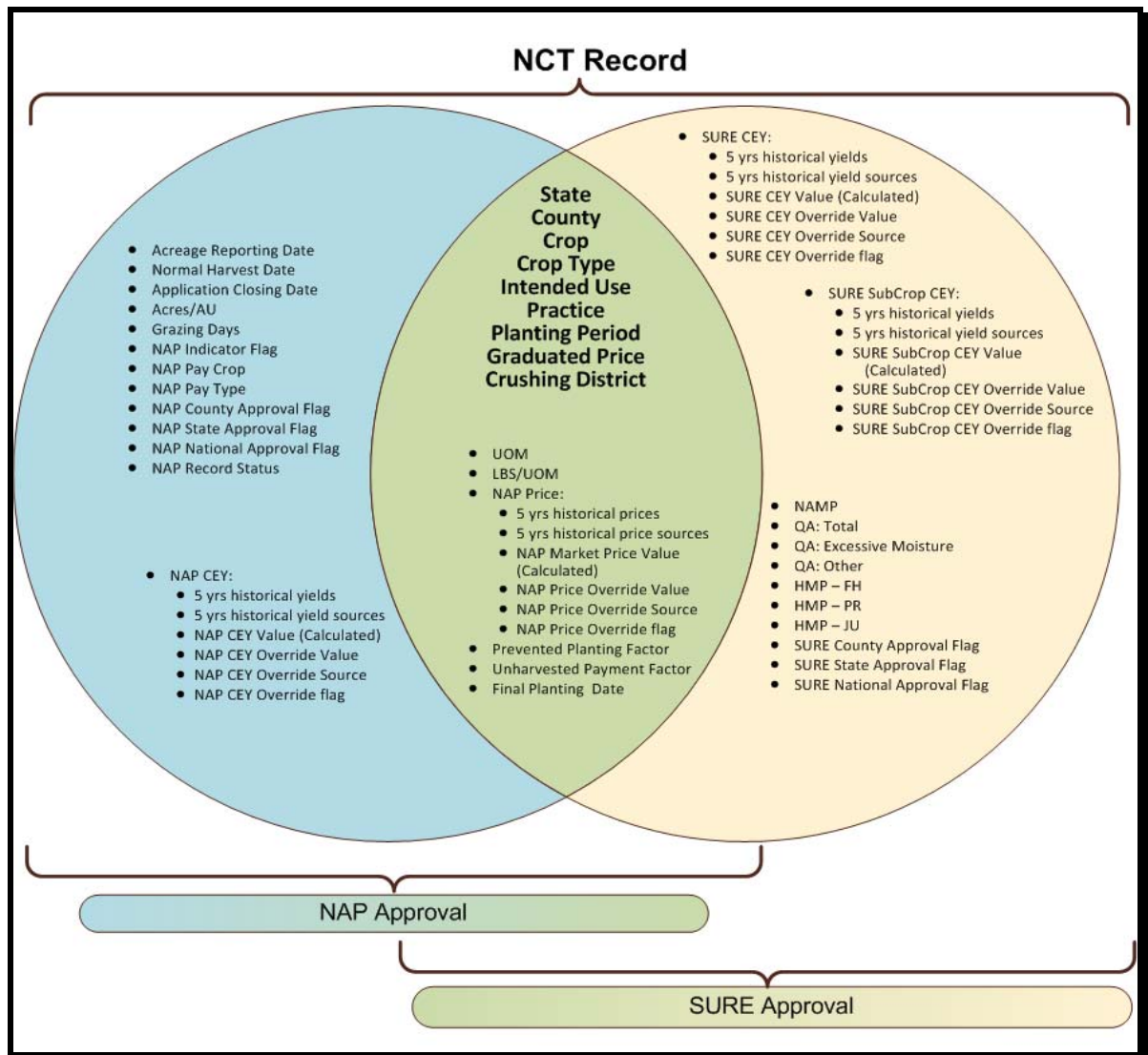
--\*

771 Overview (Continued)

**\*--F Crop Data Common to Two Programs**

The “Common Data” elements are used and subject to approval by both programs, NAP and SURE. After the approval flag is set for 1 program, these data elements may not be modified for the other program unless an approval flag reset is performed. The “Common Data” elements include:

- Unit of Measure
- Pounds per Unit of Measure
- NAP Price (including Historical, Calculated and/or Override Prices and Sources)
- Prevented Planting Factor
- Unharvested Payment Factor
- Final Planting Date.



--\*

771 Overview (Continued)

**G Multiple Approval Flags**

For each program, NCT will capture an approval flag at 3 different levels, based on the approving user’s eAuthentication role:

- county
- State
- National.

The County Office user is only permitted to modify yields, so the “County Approval” flags will only lock the yield data for whichever program the flag is set, NAP or SURE. State Offices are encouraged to use their County Offices to load and approve county yield data. The County Offices are more familiar with their regional yields, and allowing them to enter this data will free up time for the State Office to load all of the other crop data.

The “County Approval” flag will serve as an indicator to the State Office that the county has successfully loaded and approved the yields for their county. The State Office has the authority to modify these yields, if necessary.

<b>Approval Flag</b>	<b>Approves</b>	<b>Set By</b>	<b>May Only Be Reset By</b>
NAP County Approval	NAP Yields	County Office	State Office
NAP State Approval	All NAP Data Elements (NAP-Only and Common Data)	State Office	National Office
NAP National Approval	All NAP Data Elements (NAP-Only and Common Data)	National Office	National Office
SURE County Approval	SURE Yields	County Office	State Office
SURE State Approval	All SURE Data Elements (SURE-Only and Common Data)	State Office	National Office
SURE National Approval	All SURE Data Elements (SURE-Only and Common Data)	National Office	National Office

**H Mandatory Crop Data Load**

For 2010 and subsequent years, State Offices are required to load crop data for NAP and SURE into NCT, as it is essential for application and payment software and calculation workbooks. The data collection will greatly reduce County Office input/load time and decrease typographical errors from manual data loads into several systems.

771 Overview (Continued)

**\*--I Status Codes**

Each NCT record contains a status code, which defines the status of the data within the record.

Status Code	Description	Action Required
R	Record has rolled from previous year, without any additional crop data entries for current year. See subparagraph 773 C.	Enter current year crop data for NAP and SURE, as applicable.
S	Record contains the required crop data to be considered a NAP shell record, and transmit to the county System 36. See subparagraph 777 C.	Additional NAP data is required before setting the State approval flag for NAP in NCT.
U	Record contains crop data required for the SURE Program, without crop data required for NAP.	No action is necessary, if the crop is not covered by NAP in the county.
{blank}	Active record contains NAP or NAP+SURE crop data.	If record is complete and accurate, the State Office may set NAP and/or SURE approval flags.
I	Record is inactive and was dropped because of inactivity for 3 consecutive years. Although visible within NCT, the record will not transmit to the county System 36 Crop Table.	No action is required.
D	Record has been deleted. Although visible within NCT, the record will not transmit to the county System 36 Crop Table.	No action is required.

--\*

772 NCT Pay Groupings

**A Background**

Each year the National Office updates a NAP pay grouping file to include approved NAP crop definition changes. The pay grouping file is used to validate whether crops added to NCT are approved for NAP. Crops added to NCT that do **not** match the NAP pay grouping file **cannot** be flagged “Y” for approval and will **not** be downloaded to the County Office.



**772 NCT Pay Groupings (Continued)****B Adding Crops to the NAP Pay Grouping File**

Follow subparagraph 170 E to request a new crop to be added to the NAP pay grouping file. An error message will be displayed, according to subparagraph 779 C, for any crop, type, and/or intended use added to NCT that is **not** included in 2-CP, Exhibit 10.5.

**773 Rollover Process****A Background**

NCT was developed to maintain a current database of prices and yields that could be used by all programs. For the National Office to review and approve NAP crop data, State and County Offices were requested to dataload historical price and yield information in NCT. Any NCT historical data will be rolled over to the subsequent crop year to:

- allow State and County Offices access to NCT
- timely process NAP payments.

This will enable offices to do either of the following:

- update the most recent crop year for the historical database
- load all 5 years of crop data for those crops not having historical records.

**B Initial Download Process (Shell Records)**

To ensure applications for coverage are taken timely, NCT must download basic crop information into System 36 before approval at the National, State, or county level so the application closing date validation can be performed. A rollover of all NCT records is performed to process the initial download of data. Additional downloads will be performed on crops added as shell records. The status code for shell records is “S”.

State and County Offices will update NCT crop records by entering **all** other valid data **before** setting the “State Approval” flag. After the “State Approval” flag is set to “Y”, the record will be downloaded with the updated information.

State Offices may add a shell record to NCT for a crop not included in the County Office crop table according to subparagraphs 777 B and C. However, an application for coverage **cannot** be entered in the automated system until the:

- basic crop information is downloaded to the County Office crop table
- crop is included on the pay grouping table.

773 Rollover Process (Continued)

**B Initial Download Process (Shell Records) (Continued)**

\*--If the user intends to load a record for SURE program purposes only (that is an insured-only crop), and does **not** want the record downloaded to System 36 for NAP, the user must ensure that only the SURE-required data is entered, and not the additional data that is only required for NAP shell records (acreage reporting date, normal harvest date, and application closing date).--\*

**Note:** Shell records do **not** require payment factors, prices, or yields to be approved before download to the County Office crop table.

The following NCT data from the current crop year data is rolled to the subsequent crop year data for shell records. The status code for a rolled record is “R”.

Crop Year Data	
Crop Type	Final Planting Date
Crop Name and Code	Acreage Reporting Date
Practice Code	Normal Harvest Date
Planting Period	Application Closing Date
Intended Use	Graduated Price Code
County and County Code	

**C Rollover**

All current crop year data is rolled to the subsequent crop year NCT regardless of an approval flag to expedite the NCT process. The following crop data will be included in the annual NCT rollover with the option to change the following:

- acreage reporting date
- acres per animal unit
- application closing date
- final planting date
- grazing days
- historical yield and price data
- normal harvest date
- prevented factor
- unharvested factor
- unit of measure.

**Note:** If a record is added or modified to the current year **after** records have rolled over to establish the subsequent year NCT, the record must be modified or added to both crop year NCT’s.

**Example:** The State Office modified the Fresh Common Apples record in the 2010 NCT on April 22, 2010. The State Office must also modify the Fresh Common Apples record in 2011 NCT, because the 2011 NCT rollover had already occurred on January 21, 2010.



## 773 Rollover Process (Continued)

**D Historical Data**

Historical data **must** be entered in at least 1 year through the most current crop data year **before** approving the crop record.

For 2009 NCT, price and yield crop data for 2002 through 2007 will be displayed when viewing the record. The 2002 price and yield data is for informational purposes **only** and will not be accessible for modification by State and County Offices. However, State Offices will be able to update historical data previously loaded in the 2008 or prior year NCT for crop years 2006 and earlier. If historic data was entered in any previous years, historic data for all subsequent years is required.

**Example:** Historic data has been entered for 2004; therefore, historic data **must** be entered for 2005, 2006, and 2007.

**E Acres Per AUD**

With the exception of the AUD value and year, the NCT rollover process will consist of all data previously established by STC. The NCT rollover process will update the AUD value according to subparagraph 503 C.

**Notes:** The 2008 AUD value is \$.6359.  
 The 2009 AUD value is \$.7034.  
 The 2010 AUD value is \$.8415.  
 The 2011 AUD value is \$1.0095.  
 The 2012 AUD value is \$1.1053.  
 \*--The 2013 AUD value is \$1.2560.--\*

## 774 NCT Process

**A Forage Crops**

When a producer intends a crop to be mechanically harvested, but the actual use of the crop acreage is completely grazed, the loss calculation for the acreage grazed will be determined using AUD's unless an appraisal is used according to subparagraph 194 E. To ensure that records are available for the proper forage calculation on the application for payment, NCT requires a grazing record to be dataloaded with NAP data **before** a forage crop intended for forage and some forage crops intended for seed can be data loaded with NAP data. Even though some crops, such as alfalfa, may **not** normally be grazed, even in a drought year, State Offices are required to establish the acres per animal unit for the crop.

774 NCT Process (Continued)

**A Forage Crops (Continued)**

These grazing records **must** be established for each practice; that is, irrigated or nonirrigated.

**Example:** If there is an irrigated forage record, there **must** be an irrigated grazing record.

**\*--Notes:** This requirement is for NAP data only, as grazing is not an eligible intended use for SURE. If the loaded record only contains the data elements required for SURE, a forage record may be loaded without an accompanying grazing record--\*

A grazing record will only be required for small grains if the intended use is forage. Intended uses of seed and grain for small grains do **not** require a grazing record to be entered.

**\*--For alfalfa mix, a grazing record with all required NAP data **must** exist **before--\*** entering a record for seed and forage intended uses.**

**B Warm and Cool Season Forage Designations**

States that establish warm and cool season grasses can load a grazing record for planting period 02 for warm season grasses and it will match the mechanically harvested forage record (planting period 01) on the crop table. Payment software will process a mechanically harvested forage crop (planting period 01) as long as there is a grazing record regardless of a planting period (could be planting period 01 or 02).

**C NCT Options**

After selecting a crop year according to subparagraph 771 C and entering eAuthentication information, the following Main Menu will be displayed to show available NCT options respective to the user’s level of authorization.



**Note:** Specific procedure for each option can be found in:

- paragraph 776 for County Office users
- paragraph 777 for State Office users
- paragraph 778 for National Office users.

**\*--775 Units of Measure in NCT****A Updating the Units of Measure**

If the unit of measure is in barrels, boxes, bunches, bushels, cartons, containers, crates, or lugs, the State Office user **must** update the pounds per unit of measure when first adding the unit of measure to a crop in NCT.

Users **must** enter the number of pounds for the applicable crop code/crop abbreviation, crop type, intended use, and unit of measure. Only 1 unit of measure can be updated for a crop, crop type, and intended use. If users attempt to load a second unit of measure for the same crop, type, and intended use, the previous unit of measure will be overwritten.

If the unit of measure is “bunches”, zeroes will be accepted for pounds per unit of measure for the crop. Zeroes will **not** be accepted for pounds per unit of measure for crops with the unit of measure other than “bunches”.

Users can update the unit of measure when adding a new record or modifying a record (see subparagraph 777 B for entering the unit of measure when adding a new record or subparagraph 777 D for updating the unit of measure by modifying the record).

**B Units of Measure Report**

From the Main Menu, if users CLICK “**Reports**”, the Reports - Report Selection Screen will be displayed. State and County Offices can CLICK “**Unit of Measure Report**”, as displayed in subparagraph 781 F, to view pounds per unit of measure individually, for a crop, type, and intended use.--\*

## 776 County Office NCT Process

## A County Office Action

If the County Office is **authorized** to enter crop data, the County Office shall:

- access NCT according to paragraph 771
- ~~\*--~~modify records that were either rolled over from the previous year crop NCT or added~~--\*~~ as shell records by the State Office
- review the crop record
- CLICK “**Search/Modify Records**” according to subparagraphs B and C to:
  - view records for any State or county
  - update historic yield data for a crop record previously loaded by the State Office
  - set the “County Approval” flag to “Y”
- e-mail the State Office indicating that the “County Approval” flag has been set and the crop records are ready for State Office review and approval
- when approved by the State Office, print approved crop data according to paragraph 781 D and maintain an Approved Crop Records Report for the County Office
- print the NAP Crop Table Report according to paragraph 1101 **after** crops have been approved by the State Office and downloaded to System 36.

**Note:** Approved crop data is downloaded to County Offices on a daily basis.

**Note:** Maintain a copy of **all** supporting documentation for the crop.

776 County Office NCT Process (Continued)

**B Viewing a Crop Record**

Users can view a crop record in NCT for any State or county in the nation. On the Main Menu, CLICK “**Search/Modify Records**”.

\*--



--\*

776 County Office NCT Process (Continued)

**B Viewing a Crop Record (Continued)**

After users CLICK “**Search/Modify Records**”, the Search Records - Search Page will be displayed. The State and county drop-down boxes will default to user’s home State and county. Users may change these to view records in any State or county.

Users can query data for a specific record (crop, type, intended use, practice, planting period, etc...) or numerous records (county, crop) depending on the data entered on the Search Records - Search Page. The following example shows data queried by State, county, crop, and crop type **only**.

\*--

The screenshot shows the USDA Farm Service Agency National Crop Table search interface. The header includes the USDA logo and 'Farm Service Agency' text. A navigation bar contains links for Home, About FSA, Help, Contact Us, Exit NCT, and Logout of eAuth. A left-hand menu lists 'NCT Menu', 'NCT Main Menu', 'Program Year 2010', 'Main Menu', 'Search/Modify Records', and 'Reports'. The main content area is titled 'Program Year 2010 - Search Records - Search Page' and contains the following search criteria:

- State: Texas
- County: Hartley (205)
- Crop: POTATOES (0084)
- Crop Type: [Default]
- Intended Use: [Default]
- Practice: [Default]
- Planting Period: [Default]
- Graduated Price: [Default]
- Crushing District: [Default]
- NAP Pay Crop: [Default]
- NAP Pay Type: [Default]
- NAP Approved: [Default]
- NAP Approval Level: [Default]
- SURE Approved: [Default]
- SURE Approval Level: [Default]

At the bottom right, there are three buttons: 'Search', 'Clear', and 'Main Menu'.

**Note:** In addition to location and crop criteria, users are able to search by “NAP Pay Crop” and “Pay Type”, as well as NAP and SURE approval statuses, at the County, State or National level. These detailed queries will enable the user to find the specific records needed.--\*

776 County Office NCT Process (Continued)

**B Viewing a Crop Record (Continued)**

After applicable data is entered and users CLICK “Search”, the following Search Records - Results Page will be displayed with all records matching the entered search criteria. Users may CLICK “View” next to any record to view the full details about the record.

Click either of the following:

- “Main Menu”, the Main Menu will be displayed
- “Create New Search”, the Search Records – Search Page will be displayed.

\*--

The screenshot displays the 'National Crop Table' search results for Program Year 2010. The page header includes the USDA logo and 'Farm Service Agency'. A navigation bar contains links for Home, About FSA, Help, Contact Us, Exit NCT, and Logout of eAuth. The main content area shows 'Program Year 2010 - Search Records - Results Page' with '- 3 Records Found -'. Below this is a table with the following data:

Status	State	County	Crop	Type	Use	Pract.	Plant. Period	Grad. Price	Crush. District	NAP Approvals		SURE Approvals		View
										Nat	State	Nat	State	
	TX	Hartley (205)	PTATO (0084)	RUS	FH	I	01			N	Y	N	N	<a href="#">View</a>
	TX	Hartley (205)	PTATO (0084)	WHT	FH	I	01			N	Y	N	N	<a href="#">View</a>
S	TX	Hartley (205)	PTATO (0084)	WHT	PR	I	01			N	N	N	N	<a href="#">View</a>

At the bottom of the page, there are two buttons: 'Main Menu' and 'Create New Search'.

--\*

776 County Office NCT Process (Continued)

B Viewing a Crop Record (Continued)

On the Search Records - Results Page, if users CLICK “View” next to 1 of the records, the View Record - Summary Page will be displayed with all information about the selected crop record.

\*--

<table border="1" style="width: 100%; border-collapse: collapse;"> <tr><td style="background-color: #0056b3; color: white;"><b>NCT Menu</b></td></tr> <tr><td style="background-color: #0056b3; color: white;">NCT Main Menu</td></tr> <tr><td style="background-color: #0056b3; color: white;"><b>Program Year 2010</b></td></tr> <tr><td style="background-color: #0056b3; color: white;">Main Menu</td></tr> <tr><td style="background-color: #0056b3; color: white;">Search/Modify Records</td></tr> <tr><td style="background-color: #0056b3; color: white;">Reports</td></tr> </table>	<b>NCT Menu</b>	NCT Main Menu	<b>Program Year 2010</b>	Main Menu	Search/Modify Records	Reports	<table border="1" style="width: 100%; border-collapse: collapse;"> <thead> <tr style="background-color: #0056b3; color: white;"> <th colspan="8">Program Year 2010 - View Record - Summary Page</th> </tr> <tr style="background-color: #0056b3; color: white;"> <th>State</th> <th>Crop</th> <th>Crop Type</th> <th>Intended Use</th> <th>Practice</th> <th>Planting Period</th> <th>Graduated Price</th> <th>Crushing District</th> </tr> </thead> <tbody> <tr> <td>TX</td> <td>PTATO 0084</td> <td>WHT</td> <td>PR</td> <td>Irrigated</td> <td>01</td> <td></td> <td></td> </tr> <tr style="background-color: #e0f2f1;"> <th colspan="8">Counties</th> </tr> <tr> <td colspan="8" style="text-align: center;">Hartley (205)</td> </tr> <tr> <th>Unit of Measure</th> <th colspan="2">Pounds Per Unit of Measure</th> <th colspan="2">Prevented Planting Factor</th> <th colspan="3">Unharvested Payment Factor</th> </tr> <tr> <td>Hundredweight</td> <td colspan="2"></td> <td colspan="2" style="text-align: center;">0.3000</td> <td colspan="3" style="text-align: center;">0.6500</td> </tr> <tr> <th>Final Planting Date</th> <th colspan="2">Acreage Reporting Date</th> <th colspan="2">Normal Harvest Date</th> <th colspan="3">Application Closing Date</th> </tr> <tr> <td style="text-align: center;">05/15/2010</td> <td colspan="2" style="text-align: center;">07/15/2010</td> <td colspan="2" style="text-align: center;">09/15/2010</td> <td colspan="3" style="text-align: center;">03/15/2010</td> </tr> <tr> <td></td> <th colspan="2">Acres Per Animal Unit</th> <th colspan="5">Grazing Days</th> </tr> <tr> <td></td> <td colspan="2" style="text-align: center;">0.0</td> <td colspan="5" style="text-align: center;">000</td> </tr> <tr style="background-color: #e0f2f1;"> <th colspan="3">NAP CEY</th> <th>Year</th> <th>NAP Price</th> <th colspan="3">NAP Price Source</th> </tr> <tr> <th>Year</th> <th>Yield</th> <th>Source</th> <td>2004</td> <td style="text-align: center;">8.5000</td> <td colspan="3">NASS</td> </tr> <tr> <td>2004</td> <td style="text-align: center;">200.00</td> <td>NASS</td> <td>2005</td> <td style="text-align: center;">7.9500</td> <td colspan="3">Other Rel. Sracs</td> </tr> <tr> <td>2005</td> <td style="text-align: center;">215.58</td> <td>NASS</td> <td>2006</td> <td style="text-align: center;">8.3000</td> <td colspan="3">NASS</td> </tr> <tr> <td>2006</td> <td style="text-align: center;">245.00</td> <td>NASS</td> <td>2007</td> <td style="text-align: center;">8.2500</td> <td colspan="3">NASS</td> </tr> <tr> <td>2007</td> <td style="text-align: center;">234.50</td> <td>NASS</td> <td>2008</td> <td></td> <td colspan="3"></td> </tr> <tr> <td>2008</td> <td></td> <td></td> <td></td> <td></td> <td colspan="3"></td> </tr> <tr> <th>Override</th> <th>Expected CEY</th> <th>NAP CEY Source</th> <th>Price Override</th> <th>NAP Market Price</th> <th colspan="3">NAP Price Source</th> </tr> <tr> <td>No</td> <td></td> <td></td> <td>No</td> <td style="text-align: center;">9.7500</td> <td colspan="3">Insured</td> </tr> <tr style="background-color: #e0f2f1;"> <th colspan="3">SURE CEY</th> <th colspan="5">SURE Subsequent Crop CEY</th> </tr> <tr> <th>Year</th> <th>Yield</th> <th>Source</th> <th>Year</th> <th>Yield</th> <th colspan="3">Source</th> </tr> <tr> <td>2004</td> <td></td> <td></td> <td>2004</td> <td></td> <td colspan="3"></td> </tr> <tr> <td>2005</td> <td></td> <td></td> <td>2005</td> <td></td> <td colspan="3"></td> </tr> <tr> <td>2006</td> <td></td> <td></td> <td>2006</td> <td></td> <td colspan="3"></td> </tr> <tr> <td>2007</td> <td></td> <td></td> <td>2007</td> <td></td> <td colspan="3"></td> </tr> <tr> <td>2008</td> <td></td> <td></td> <td>2008</td> <td></td> <td colspan="3"></td> </tr> <tr> <th>Override</th> <th>Expected CEY</th> <th>SURE CEY Source</th> <th>Override</th> <th>Expected CEY</th> <th colspan="3">SURE SubCrop CEY Source</th> </tr> <tr> <td>No</td> <td></td> <td></td> <td>No</td> <td></td> <td colspan="3"></td> </tr> <tr style="background-color: #e0f2f1;"> <th colspan="2">NAMP</th> <th>QA:Total</th> <th>QA:EM</th> <th colspan="4">QA:Other</th> </tr> <tr> <td colspan="2"></td> <td style="text-align: center;">1.0000</td> <td style="text-align: center;">1.0000</td> <td colspan="4" style="text-align: center;">1.0000</td> </tr> <tr style="background-color: #e0f2f1;"> <th colspan="2">HMP-Fresh (FH)</th> <th colspan="2">HMP-Processed (PR)</th> <th colspan="4">HMP-Juice (JU)</th> </tr> <tr> <td colspan="2"></td> <td colspan="2"></td> <td colspan="4"></td> </tr> <tr style="background-color: #e0f2f1;"> <th>Insurable</th> <th colspan="2">NAP Indicator</th> <th colspan="2">NAP Pay Crop</th> <th colspan="3">NAP Pay Type</th> </tr> <tr> <td>Yes</td> <td colspan="2" style="text-align: center;">Yes</td> <td colspan="2" style="text-align: center;">0084</td> <td colspan="3" style="text-align: center;">001</td> </tr> <tr style="background-color: #e0f2f1;"> <th>Status</th> <th>NAP County Approval</th> <th>NAP State Approval</th> <th>NAP National Approval</th> <th>SURE County Approval</th> <th>SURE State Approval</th> <th colspan="2">SURE National Approval</th> </tr> <tr> <td>S</td> <td>No</td> <td>No</td> <td>No</td> <td>No</td> <td>No</td> <td colspan="2">No</td> </tr> </tbody> </table>	Program Year 2010 - View Record - Summary Page								State	Crop	Crop Type	Intended Use	Practice	Planting Period	Graduated Price	Crushing District	TX	PTATO 0084	WHT	PR	Irrigated	01			Counties								Hartley (205)								Unit of Measure	Pounds Per Unit of Measure		Prevented Planting Factor		Unharvested Payment Factor			Hundredweight			0.3000		0.6500			Final Planting Date	Acreage Reporting Date		Normal Harvest Date		Application Closing Date			05/15/2010	07/15/2010		09/15/2010		03/15/2010				Acres Per Animal Unit		Grazing Days						0.0		000					NAP CEY			Year	NAP Price	NAP Price Source			Year	Yield	Source	2004	8.5000	NASS			2004	200.00	NASS	2005	7.9500	Other Rel. Sracs			2005	215.58	NASS	2006	8.3000	NASS			2006	245.00	NASS	2007	8.2500	NASS			2007	234.50	NASS	2008					2008								Override	Expected CEY	NAP CEY Source	Price Override	NAP Market Price	NAP Price Source			No			No	9.7500	Insured			SURE CEY			SURE Subsequent Crop CEY					Year	Yield	Source	Year	Yield	Source			2004			2004					2005			2005					2006			2006					2007			2007					2008			2008					Override	Expected CEY	SURE CEY Source	Override	Expected CEY	SURE SubCrop CEY Source			No			No					NAMP		QA:Total	QA:EM	QA:Other						1.0000	1.0000	1.0000				HMP-Fresh (FH)		HMP-Processed (PR)		HMP-Juice (JU)												Insurable	NAP Indicator		NAP Pay Crop		NAP Pay Type			Yes	Yes		0084		001			Status	NAP County Approval	NAP State Approval	NAP National Approval	SURE County Approval	SURE State Approval	SURE National Approval		S	No	No	No	No	No	No	
<b>NCT Menu</b>																																																																																																																																																																																																																																																																																																															
NCT Main Menu																																																																																																																																																																																																																																																																																																															
<b>Program Year 2010</b>																																																																																																																																																																																																																																																																																																															
Main Menu																																																																																																																																																																																																																																																																																																															
Search/Modify Records																																																																																																																																																																																																																																																																																																															
Reports																																																																																																																																																																																																																																																																																																															
Program Year 2010 - View Record - Summary Page																																																																																																																																																																																																																																																																																																															
State	Crop	Crop Type	Intended Use	Practice	Planting Period	Graduated Price	Crushing District																																																																																																																																																																																																																																																																																																								
TX	PTATO 0084	WHT	PR	Irrigated	01																																																																																																																																																																																																																																																																																																										
Counties																																																																																																																																																																																																																																																																																																															
Hartley (205)																																																																																																																																																																																																																																																																																																															
Unit of Measure	Pounds Per Unit of Measure		Prevented Planting Factor		Unharvested Payment Factor																																																																																																																																																																																																																																																																																																										
Hundredweight			0.3000		0.6500																																																																																																																																																																																																																																																																																																										
Final Planting Date	Acreage Reporting Date		Normal Harvest Date		Application Closing Date																																																																																																																																																																																																																																																																																																										
05/15/2010	07/15/2010		09/15/2010		03/15/2010																																																																																																																																																																																																																																																																																																										
	Acres Per Animal Unit		Grazing Days																																																																																																																																																																																																																																																																																																												
	0.0		000																																																																																																																																																																																																																																																																																																												
NAP CEY			Year	NAP Price	NAP Price Source																																																																																																																																																																																																																																																																																																										
Year	Yield	Source	2004	8.5000	NASS																																																																																																																																																																																																																																																																																																										
2004	200.00	NASS	2005	7.9500	Other Rel. Sracs																																																																																																																																																																																																																																																																																																										
2005	215.58	NASS	2006	8.3000	NASS																																																																																																																																																																																																																																																																																																										
2006	245.00	NASS	2007	8.2500	NASS																																																																																																																																																																																																																																																																																																										
2007	234.50	NASS	2008																																																																																																																																																																																																																																																																																																												
2008																																																																																																																																																																																																																																																																																																															
Override	Expected CEY	NAP CEY Source	Price Override	NAP Market Price	NAP Price Source																																																																																																																																																																																																																																																																																																										
No			No	9.7500	Insured																																																																																																																																																																																																																																																																																																										
SURE CEY			SURE Subsequent Crop CEY																																																																																																																																																																																																																																																																																																												
Year	Yield	Source	Year	Yield	Source																																																																																																																																																																																																																																																																																																										
2004			2004																																																																																																																																																																																																																																																																																																												
2005			2005																																																																																																																																																																																																																																																																																																												
2006			2006																																																																																																																																																																																																																																																																																																												
2007			2007																																																																																																																																																																																																																																																																																																												
2008			2008																																																																																																																																																																																																																																																																																																												
Override	Expected CEY	SURE CEY Source	Override	Expected CEY	SURE SubCrop CEY Source																																																																																																																																																																																																																																																																																																										
No			No																																																																																																																																																																																																																																																																																																												
NAMP		QA:Total	QA:EM	QA:Other																																																																																																																																																																																																																																																																																																											
		1.0000	1.0000	1.0000																																																																																																																																																																																																																																																																																																											
HMP-Fresh (FH)		HMP-Processed (PR)		HMP-Juice (JU)																																																																																																																																																																																																																																																																																																											
Insurable	NAP Indicator		NAP Pay Crop		NAP Pay Type																																																																																																																																																																																																																																																																																																										
Yes	Yes		0084		001																																																																																																																																																																																																																																																																																																										
Status	NAP County Approval	NAP State Approval	NAP National Approval	SURE County Approval	SURE State Approval	SURE National Approval																																																																																																																																																																																																																																																																																																									
S	No	No	No	No	No	No																																																																																																																																																																																																																																																																																																									

**Note:** The View Record – Summary Page contains data elements used for both NAP and SURE.--\*

CLICK “Back” to return to the Search Records - Results Page to view another record.



776 County Office NCT Process (Continued)

C Modifying County Office Data

On the View Record – Summary Page, users can modify a crop record previously loaded by clicking “**Modify Record**”. Follow subparagraph 776 B to search for records to be modified.

\*--Note: The “**Modify Record**”, “**Approve for NAP**”, and “**Approve for SURE**” buttons--\* will **only** be displayed on the View Record - Summary Page if the record being viewed is in user’s home county **and** user has authorization to modify this data.

\*--

Program Year 2010 - View Record - Summary Page							
State	Crop	Crop Type	Intended Use	Practice	Planting Period	Graduated Price	Crushing District
TX	PTATO 0084	WHT	PR	Irrigated	01		
<b>Counties</b>							
Hartley (205)							
Unit of Measure	Pounds Per Unit of Measure		Prevented Planting Factor		Unharvested Payment Factor		
Hundredweight			0.3000		0.6500		
Final Planting Date	Acres Reporting Date	Normal Harvest Date		Application Closing Date			
05/15/2010	07/15/2010	09/15/2010		03/15/2010			
	Acres Per Animal Unit	Grazing Days					
	0.0	000					
NAP CEY			Year	NAP Price	NAP Price Source		
Year	Yield	Source	2004	8.5000	NASS		
2004	200.00	NASS	2005	7.9500	Other Rel. Srcs		
2005	215.58	NASS	2006	8.3000	NASS		
2006	245.00	NASS	2007	8.2500	NASS		
2007	234.50	NASS	2008				
2008							
Override	Expected CEY	NAP CEY Source	Price Override	NAP Market Price	NAP Price Source		
No			No	9.7500	Insured		
SURE CEY			SURE Subsequent Crop CEY				
Year	Yield	Source	Year	Yield	Source		
2004			2004				
2005			2005				
2006			2006				
2007			2007				
2008			2008				
Override	Expected CEY	SURE CEY Source	Override	Expected CEY	SURE SubCrop CEY Source		
No			No				
NAMP	QA:Total	QA:EM	QA:Other				
	1.0000	1.0000	1.0000				
HMP-Fresh (FH)		HMP-Processed (PR)		HMP-Juice (JU)			
Insurable	NAP Indicator	NAP Pay Crop		NAP Pay Type			
Yes	Yes	0084		001			
Status	NAP County Approval	NAP State Approval	NAP National Approval	SURE County Approval	SURE State Approval	SURE National Approval	
S	No	No	No	No	No	No	

--\*

776 County Office NCT Process (Continued)

C Modifying County Office Data (Continued)

From the View Record - Summary Page, if users CLICK “Modify Record”, the following Modify Record – Record Details Page will be displayed to allow users to modify historical yield data.

\*--

NCT Menu		Program Year 2010 - Modify Record - Record Details Page							
<a href="#">NCT Main Menu</a> <a href="#">Program Year 2010 Main Menu</a> <a href="#">Search/Modify Records Reports</a>		State	Crop	Crop Type	Intended Use	Practice	Planting Period	Graduated Price	Crushing District
	TX	PTATO 0084	WHT	PR	Irrigated	01			
<b>Counties</b> Hartley (205)									
<b>Unit of Measure</b>		<b>Pounds Per Unit of Measure</b>		<b>Prevented Planting Factor</b>		<b>Unharvested Payment Factor</b>			
Hundredweight				0.3000		0.6500			
<b>Final Planting Date (mm/dd/yyyy)</b>		<b>Acreage Reporting Date (mm/dd/yyyy)</b>		<b>Normal Harvest Date (mm/dd/yyyy)</b>		<b>Application Closing Date (mm/dd/yyyy)</b>			
05/15/2010		07/15/2010		09/15/2010		03/15/2010			
<b>NAP CEY</b>					<b>NAP Price</b>				
<b>Year</b>	<b>Yield</b>	<b>NAP CEY Source</b>			<b>Year</b>	<b>NAP Price</b>	<b>NAP Price Source</b>		
2004	200.00	NASS			2004	8.5000	NASS		
2005	215.58	NASS			2005	7.9500	Other Rel. Srcls		
2006	245.00	NASS			2006	8.3000	NASS		
2007	234.50	NASS			2007	8.2500	NASS		
2008					2008				
<b>Override</b>	<b>Expected CEY</b>	<b>NAP CEY Source</b>			<b>Price Override</b>	<b>NAP Market Price</b>	<b>NAP Price Source</b>		
No					No				
<b>SURE CEY</b>					<b>SURE Subsequent Crop CEY</b>				
<input type="checkbox"/> Copy from NAP CEY									
<b>Year</b>	<b>Yield</b>	<b>Source</b>			<b>Year</b>	<b>Yield</b>	<b>Source</b>		
2004					2004				
2005					2005				
2006					2006				
2007					2007				
2008					2008				
<b>Override</b>	<b>Expected CEY</b>	<b>SURE CEY Source</b>			<b>Override</b>	<b>Expected CEY</b>	<b>SURE SubCrop CEY Source</b>		
No					No				
<b>NAMP</b>		<b>QA:Total</b>		<b>QA:EM</b>		<b>QA:Other</b>			
		1.0000		1.0000		1.0000			
HMP - Fresh (FH)			HMP - Processed (PR)			HMP - Juice (JU)			
								Next	Back

--\*

776 County Office NCT Process (Continued)

C Modifying County Office Data (Continued)

\*--Users shall input NAP and SURE historical yields and sources, as displayed on the following screen (see subparagraph 773 D for requirements for inputting historical data). See 1-SURE, Part 5 for SURE yields.

NAP CEY			NAP Price		
Year	Yield	NAP CEY Source	Year	NAP Price	NAP Price Source
2004	200.00	NASS	2004	8.5000	NASS
2005	215.58	NASS	2005	7.9500	Other Rel. Srce
2006	245.00	NASS	2006	8.3000	NASS
2007	234.50	NASS	2007	8.2500	NASS
2008	222.50	NASS	2008		
Override	Expected CEY	NAP CEY Source	Price Override	NAP Market Price	NAP Price Source
No			No		

SURE CEY			SURE Subsequent Crop CEY			
<input checked="" type="checkbox"/>	Copy from NAP CEY		Year	Yield	Source	
	Year	Yield	Source	Year	Yield	Source
	2004			2004		
	2005			2005		
	2006			2006		
	2007			2007		
	2008			2008		
Override	Expected CEY	SURE CEY Source	Override	Expected CEY	SURE SubCrop CEY Source	
No			No			

Users can manually enter the SURE historical yields and sources, or replicate them from the NAP yields by clicking the box next to “Copy from NAP CEY”. This is a shortcut option for records in which the NAP and SURE yields are identical, or only require minimal change.

**Note:** After the “Copy from NAP CEY” is selected, the data immediately replicates into the SURE CEY fields.

The SURE Subsequent Crop yields are defaulted to blank (no entries). Enter the SURE Subsequent crop yields, if required, for the crop record.--\*

776 County Office NCT Process (Continued)

C Modifying County Office Data (Continued)

\*--

<b>NCT Menu</b> NCT Main Menu <b>Program Year 2010</b> Main Menu Search/Modify Records Reports	<b>Program Year 2010 - Modify Record - Record Details Page</b>																																								
<table border="1" style="width: 100%; border-collapse: collapse;"> <thead> <tr> <th>State</th> <th>Crop</th> <th>Crop Type</th> <th>Intended Use</th> <th>Practice</th> <th>Planting Period</th> <th>Graduated Price</th> <th>Crushing District</th> </tr> </thead> <tbody> <tr> <td>TX</td> <td>PTATO 0084</td> <td>WHT</td> <td>PR</td> <td>Irrigated</td> <td>01</td> <td></td> <td></td> </tr> </tbody> </table>	State	Crop	Crop Type	Intended Use	Practice	Planting Period	Graduated Price	Crushing District	TX	PTATO 0084	WHT	PR	Irrigated	01																											
State	Crop	Crop Type	Intended Use	Practice	Planting Period	Graduated Price	Crushing District																																		
TX	PTATO 0084	WHT	PR	Irrigated	01																																				
<b>Counties</b> Hartley (205)																																									
<table border="1" style="width: 100%; border-collapse: collapse;"> <thead> <tr> <th>Unit of Measure</th> <th>Pounds Per Unit of Measure</th> <th>Prevented Planting Factor</th> <th>Unharvested Payment Factor</th> </tr> </thead> <tbody> <tr> <td>Hundredweight</td> <td></td> <td>0.3000</td> <td>0.6500</td> </tr> </tbody> </table>								Unit of Measure	Pounds Per Unit of Measure	Prevented Planting Factor	Unharvested Payment Factor	Hundredweight		0.3000	0.6500																										
Unit of Measure	Pounds Per Unit of Measure	Prevented Planting Factor	Unharvested Payment Factor																																						
Hundredweight		0.3000	0.6500																																						
<table border="1" style="width: 100%; border-collapse: collapse;"> <thead> <tr> <th>Final Planting Date (mm/dd/yyyy)</th> <th>Acreage Reporting Date (mm/dd/yyyy)</th> <th>Normal Harvest Date (mm/dd/yyyy)</th> <th>Application Closing Date (mm/dd/yyyy)</th> </tr> </thead> <tbody> <tr> <td>05/15/2010</td> <td>07/15/2010</td> <td>09/15/2010</td> <td>03/15/2010</td> </tr> </tbody> </table>								Final Planting Date (mm/dd/yyyy)	Acreage Reporting Date (mm/dd/yyyy)	Normal Harvest Date (mm/dd/yyyy)	Application Closing Date (mm/dd/yyyy)	05/15/2010	07/15/2010	09/15/2010	03/15/2010																										
Final Planting Date (mm/dd/yyyy)	Acreage Reporting Date (mm/dd/yyyy)	Normal Harvest Date (mm/dd/yyyy)	Application Closing Date (mm/dd/yyyy)																																						
05/15/2010	07/15/2010	09/15/2010	03/15/2010																																						
<b>NAP CEY</b>				<b>NAP Price</b>																																					
<table border="1" style="width: 100%; border-collapse: collapse;"> <thead> <tr> <th>Year</th> <th>Yield</th> <th>NAP CEY Source</th> </tr> </thead> <tbody> <tr><td>2004</td><td>200.00</td><td>NASS</td></tr> <tr><td>2005</td><td>215.58</td><td>NASS</td></tr> <tr><td>2006</td><td>245.00</td><td>NASS</td></tr> <tr><td>2007</td><td>234.50</td><td>NASS</td></tr> <tr><td>2008</td><td>222.50</td><td>NASS</td></tr> </tbody> </table>			Year	Yield	NAP CEY Source	2004	200.00	NASS	2005	215.58	NASS	2006	245.00	NASS	2007	234.50	NASS	2008	222.50	NASS	<table border="1" style="width: 100%; border-collapse: collapse;"> <thead> <tr> <th>Year</th> <th>NAP Price</th> <th>NAP Price Source</th> </tr> </thead> <tbody> <tr><td>2004</td><td>8.5000</td><td>NASS</td></tr> <tr><td>2005</td><td>7.9500</td><td>Other Rel. Srcs</td></tr> <tr><td>2006</td><td>8.3000</td><td>NASS</td></tr> <tr><td>2007</td><td>8.2500</td><td>NASS</td></tr> <tr><td>2008</td><td></td><td></td></tr> </tbody> </table>			Year	NAP Price	NAP Price Source	2004	8.5000	NASS	2005	7.9500	Other Rel. Srcs	2006	8.3000	NASS	2007	8.2500	NASS	2008		
Year	Yield	NAP CEY Source																																							
2004	200.00	NASS																																							
2005	215.58	NASS																																							
2006	245.00	NASS																																							
2007	234.50	NASS																																							
2008	222.50	NASS																																							
Year	NAP Price	NAP Price Source																																							
2004	8.5000	NASS																																							
2005	7.9500	Other Rel. Srcs																																							
2006	8.3000	NASS																																							
2007	8.2500	NASS																																							
2008																																									
<table border="1" style="width: 100%; border-collapse: collapse;"> <thead> <tr> <th>Override</th> <th>Expected CEY</th> <th>NAP CEY Source</th> </tr> </thead> <tbody> <tr> <td>No</td> <td></td> <td></td> </tr> </tbody> </table>			Override	Expected CEY	NAP CEY Source	No			<table border="1" style="width: 100%; border-collapse: collapse;"> <thead> <tr> <th>Price Override</th> <th>NAP Market Price</th> <th>NAP Price Source</th> </tr> </thead> <tbody> <tr> <td>No</td> <td></td> <td></td> </tr> </tbody> </table>			Price Override	NAP Market Price	NAP Price Source	No																										
Override	Expected CEY	NAP CEY Source																																							
No																																									
Price Override	NAP Market Price	NAP Price Source																																							
No																																									
<input type="checkbox"/> Copy from NAP CEY																																									
<b>SURE CEY</b>			<b>SURE Subsequent Crop CEY</b>																																						
<table border="1" style="width: 100%; border-collapse: collapse;"> <thead> <tr> <th>Year</th> <th>Yield</th> <th>Source</th> </tr> </thead> <tbody> <tr><td>2004</td><td>200.00</td><td>NASS</td></tr> <tr><td>2005</td><td>215.58</td><td>NASS</td></tr> <tr><td>2006</td><td>245.00</td><td>NASS</td></tr> <tr><td>2007</td><td>234.50</td><td>NASS</td></tr> <tr><td>2008</td><td>222.50</td><td>NASS</td></tr> </tbody> </table>			Year	Yield	Source	2004	200.00	NASS	2005	215.58	NASS	2006	245.00	NASS	2007	234.50	NASS	2008	222.50	NASS	<table border="1" style="width: 100%; border-collapse: collapse;"> <thead> <tr> <th>Year</th> <th>Yield</th> <th>Source</th> </tr> </thead> <tbody> <tr><td>2004</td><td></td><td></td></tr> <tr><td>2005</td><td></td><td></td></tr> <tr><td>2006</td><td>175.00</td><td>NASS</td></tr> <tr><td>2007</td><td>189.50</td><td>NASS</td></tr> <tr><td>2008</td><td>156.00</td><td>NASS</td></tr> </tbody> </table>			Year	Yield	Source	2004			2005			2006	175.00	NASS	2007	189.50	NASS	2008	156.00	NASS
Year	Yield	Source																																							
2004	200.00	NASS																																							
2005	215.58	NASS																																							
2006	245.00	NASS																																							
2007	234.50	NASS																																							
2008	222.50	NASS																																							
Year	Yield	Source																																							
2004																																									
2005																																									
2006	175.00	NASS																																							
2007	189.50	NASS																																							
2008	156.00	NASS																																							
<table border="1" style="width: 100%; border-collapse: collapse;"> <thead> <tr> <th>Override</th> <th>Expected CEY</th> <th>SURE CEY Source</th> </tr> </thead> <tbody> <tr> <td>No</td> <td></td> <td></td> </tr> </tbody> </table>			Override	Expected CEY	SURE CEY Source	No			<table border="1" style="width: 100%; border-collapse: collapse;"> <thead> <tr> <th>Override</th> <th>Expected CEY</th> <th>SURE SubCrop CEY Source</th> </tr> </thead> <tbody> <tr> <td>No</td> <td></td> <td></td> </tr> </tbody> </table>			Override	Expected CEY	SURE SubCrop CEY Source	No																										
Override	Expected CEY	SURE CEY Source																																							
No																																									
Override	Expected CEY	SURE SubCrop CEY Source																																							
No																																									
<table border="1" style="width: 100%; border-collapse: collapse;"> <thead> <tr> <th>NAMP</th> <th>QA:Total</th> <th>QA:EM</th> <th>QA:Other</th> </tr> </thead> <tbody> <tr> <td></td> <td>1.0000</td> <td>1.0000</td> <td>1.0000</td> </tr> </tbody> </table>								NAMP	QA:Total	QA:EM	QA:Other		1.0000	1.0000	1.0000																										
NAMP	QA:Total	QA:EM	QA:Other																																						
	1.0000	1.0000	1.0000																																						
<table border="1" style="width: 100%; border-collapse: collapse;"> <tr> <td style="width: 33%;">HMP - Fresh (FH)</td> <td style="width: 33%;">HMP - Processed (PR)</td> <td style="width: 33%;">HMP - Juice (JU)</td> </tr> </table>								HMP - Fresh (FH)	HMP - Processed (PR)	HMP - Juice (JU)																															
HMP - Fresh (FH)	HMP - Processed (PR)	HMP - Juice (JU)																																							
<input type="button" value="Next"/> <input type="button" value="Back"/>																																									

--\*

After available historical yield information has been entered, CLICK "Next" to retain the modifications or "Back" to cancel the modifications and return to the View Record – Summary Page.

776 County Office NCT Process (Continued)

C Modifying County Office Data (Continued)

On the Modify Record – Record Details Page, if users CLICK “Next”, the Modify Record – Summary Page will be displayed and users shall review the proposed modifications. If proposed modifications are correct, CLICK “Save Changes”. If modifications are incorrect, CLICK “Back” and fix the errors.

\*--

Program Year 2010 - Modify Record - Summary Page												
<table border="1"> <tr> <td><b>NCT Menu</b></td> </tr> <tr> <td>NCT Main Menu</td> </tr> <tr> <td><b>Program Year 2010</b></td> </tr> <tr> <td>Main Menu</td> </tr> <tr> <td>Search/Modify Records Reports</td> </tr> </table>								<b>NCT Menu</b>	NCT Main Menu	<b>Program Year 2010</b>	Main Menu	Search/Modify Records Reports
<b>NCT Menu</b>												
NCT Main Menu												
<b>Program Year 2010</b>												
Main Menu												
Search/Modify Records Reports												
State	Crop	Crop Type	Intended Use	Practice	Planting Period	Graduated Price	Crushing District					
TX	PTATO 0084	WHT	PR	Irrigated	01							
<b>Counties</b>												
Hartley (205)												
<b>Unit of Measure</b>		<b>Pounds Per Unit of Measure</b>		<b>Prevented Planting Factor</b>		<b>Unharvested Payment Factor</b>						
Hundredweight				0.3000		0.6500						
<b>Final Planting Date</b>		<b>Acres Reporting Date</b>		<b>Normal Harvest Date</b>		<b>Application Closing Date</b>						
05/15/2010		07/15/2010		09/15/2010		03/15/2010						
<b>Acres Per Animal Unit</b>				<b>Grazing Days</b>								
0.0				000								
<b>NAP CEY</b>			<b>Year</b>			<b>NAP Price</b>		<b>NAP Price Source</b>				
<b>Year</b>	<b>Yield</b>	<b>Source</b>	<b>Year</b>	<b>NAP Price</b>	<b>NAP Price Source</b>							
2004	200.00	NASS	2004	8.5000	NASS							
2005	215.58	NASS	2005	7.9500	Other Rel. Srcls							
2006	245.00	NASS	2006	8.3000	NASS							
2007	234.50	NASS	2007	8.2500	NASS							
2008	222.50	NASS	2008									
<b>Override</b>	<b>Expected CEY</b>	<b>NAP CEY Source</b>	<b>Price Override</b>	<b>NAP Market Price</b>	<b>NAP Price Source</b>							
No	224.19	Calculated	No	9.7500	Insured							
<b>SURE CEY</b>			<b>SURE Subsequent Crop CEY</b>									
<b>Year</b>	<b>Yield</b>	<b>Source</b>	<b>Year</b>	<b>Yield</b>	<b>Source</b>							
2004	200.00	NASS	2004									
2005	215.58	NASS	2005									
2006	245.00	NASS	2006	175.00	NASS							
2007	234.50	NASS	2007	189.50	NASS							
2008	222.50	NASS	2008	156.00	NASS							
<b>Override</b>	<b>Expected CEY</b>	<b>SURE CEY Source</b>	<b>Override</b>	<b>Expected CEY</b>	<b>SURE SubCrop CEY Source</b>							
No	224.19	Calculated	No	173.50	Calculated							
<b>NAMP</b>		<b>QA:Total</b>		<b>QA:EM</b>		<b>QA:Other</b>						
		1.0000		1.0000		1.0000						
<b>HMP-Fresh (FH)</b>			<b>HMP-Processed (PR)</b>			<b>HMP-Juice (JU)</b>						
<b>Insurable</b>	<b>NAP Indicator</b>		<b>NAP Pay Crop</b>		<b>NAP Pay Type</b>							
Yes	Yes		0084		001							
<b>Status</b>	<b>NAP County Approval</b>	<b>NAP State Approval</b>	<b>NAP National Approval</b>	<b>SURE County Approval</b>	<b>SURE State Approval</b>	<b>SURE National Approval</b>						
S	No	No	No	No	No	No						
<input type="button" value="Save Changes"/> <input type="button" value="Back"/>												

--\*

776 County Office NCT Process (Continued)

C Modifying County Office Data (Continued)

On the Modify Record – Summary Page, if users CLICK “Save Changes”, the following Modify Record – Results Page will be displayed with a brief summary of the record that was just modified.

Click either of the following:

- “Main Menu”, the Main Menu will be displayed
- “Back to Search Results” to return to the Search Records - Results Page to create a new search for records to view and modify.

\*--

The screenshot shows the USDA National Crop Table interface. At the top, it displays the USDA logo and 'Farm Service Agency' on the left, and 'National Crop Table' on the right. A navigation bar includes links for Home, About FSA, Help, Contact Us, Exit NCT, and Logout of eAuth. The main heading is 'Program Year 2010 - Modify Record - Results Page'. Below this, it states '- 1 Records Modified -'. A table lists the record details:

Status	State	County	Crop	Type	Use	Pract.	Plant. Period	Grad. Price	Crush. District	NAP Approvals		SURE Approvals		View
										Nat	State	Nat	State	
S	TX	Hartley (205)	PTATO (0084)	WHT	PR	I	01			N	N	N	N	

At the bottom of the page, there are two buttons: 'Main Menu' and 'Back To Search Results'.

--\*

D Setting “County Approval” Flags

Users can set the “County Approval” flag to let the State Office know that historic yields have been modified at the county level. Setting the “County Approval” flag is **not** required, but is recommended if the County Office participates in updating historic yield data in NCT. The “County Approval” flag serves as an indicator to the State Office that the County Office has entered and approved the correct yields for that county.

In 2010 and subsequent years, NCT contains approval flags for 2 different programs, NAP and SURE. The 2 program approval flags are independent of each other, and may be set in any order (that is NAP approval flag is **not** required before setting the SURE approval flag). See subparagraph 771 G for NCT Record Approval.--\*

776 County Office NCT Process (Continued)

D Setting "County Approval" Flags (Continued)

Users shall follow the instructions in subparagraph 776 B to search for records. On the View Record – Summary Page, when users CLICK "View" next to a record, the following screen will be displayed.

\*--Note: "Approve for NAP" and "Approve for SURE" buttons will only be displayed on the View Record - Summary Page if the record being viewed is in user's home county and user has authorization to modify and approve this data.

<table border="1"> <tr><td><b>NCT Menu</b></td></tr> <tr><td>NCT Main Menu</td></tr> <tr><td><b>Program Year 2010</b></td></tr> <tr><td>Main Menu</td></tr> <tr><td>Search/Modify Records</td></tr> <tr><td>Reports</td></tr> </table>								<b>NCT Menu</b>	NCT Main Menu	<b>Program Year 2010</b>	Main Menu	Search/Modify Records	Reports	<table border="1"> <tr><th colspan="8">Program Year 2010 - View Record - Summary Page</th></tr> <tr> <th>State</th> <th>Crop</th> <th>Crop Type</th> <th>Intended Use</th> <th>Practice</th> <th>Planting Period</th> <th>Graduated Price</th> <th>Crushing District</th> </tr> <tr> <td>TX</td> <td>PTATO 0084</td> <td>WHT</td> <td>PR</td> <td>Irrigated</td> <td>01</td> <td></td> <td></td> </tr> <tr><th colspan="8">Counties</th></tr> <tr><td colspan="8">Hartley (205)</td></tr> <tr> <th>Unit of Measure</th> <th colspan="2">Pounds Per Unit of Measure</th> <th>Prevented Planting Factor</th> <th colspan="4">Unharvested Payment Factor</th> </tr> <tr> <td>Hundredweight</td> <td colspan="2"></td> <td>0.3000</td> <td colspan="4">0.6500</td> </tr> <tr> <th>Final Planting Date</th> <th>Acres Reporting Date</th> <th>Normal Harvest Date</th> <th colspan="5">Application Closing Date</th> </tr> <tr> <td>05/15/2010</td> <td>07/15/2010</td> <td>09/15/2010</td> <td colspan="5">03/15/2010</td> </tr> <tr> <th colspan="2"></th> <th>Acres Per Animal Unit</th> <th colspan="5">Grazing Days</th> </tr> <tr> <td colspan="2"></td> <td>0.0</td> <td colspan="5">000</td> </tr> <tr><th colspan="8">NAP CEY</th></tr> <tr> <th>Year</th> <th>Yield</th> <th colspan="6">Source</th> </tr> <tr> <td>2004</td> <td>200.00</td> <td colspan="6">NASS</td> </tr> <tr> <td>2005</td> <td>215.58</td> <td colspan="6">NASS</td> </tr> <tr> <td>2006</td> <td>245.00</td> <td colspan="6">NASS</td> </tr> <tr> <td>2007</td> <td>234.50</td> <td colspan="6">NASS</td> </tr> <tr> <td>2008</td> <td></td> <td colspan="6"></td> </tr> <tr> <th>Override</th> <th>Expected CEY</th> <th colspan="3">NAP CEY Source</th> <th>Price Override</th> <th>NAP Market Price</th> <th>NAP Price Source</th> </tr> <tr> <td>No</td> <td></td> <td colspan="3"></td> <td>No</td> <td>9.7500</td> <td>Insured</td> </tr> <tr><th colspan="8">SURE CEY</th></tr> <tr> <th>Year</th> <th>Yield</th> <th colspan="6">Source</th> </tr> <tr><td>2004</td><td></td><td colspan="6"></td></tr> <tr><td>2005</td><td></td><td colspan="6"></td></tr> <tr><td>2006</td><td></td><td colspan="6"></td></tr> <tr><td>2007</td><td></td><td colspan="6"></td></tr> <tr><td>2008</td><td></td><td colspan="6"></td></tr> <tr> <th>Override</th> <th>Expected CEY</th> <th colspan="3">SURE CEY Source</th> <th>Override</th> <th>Expected CEY</th> <th>SURE SubCrop CEY Source</th> </tr> <tr> <td>No</td> <td></td> <td colspan="3"></td> <td>No</td> <td></td> <td></td> </tr> <tr> <th colspan="2">NAMP</th> <th colspan="2">QA:Total</th> <th colspan="2">QA:EM</th> <th colspan="2">QA:Other</th> </tr> <tr> <td colspan="2"></td> <td colspan="2">1.0000</td> <td colspan="2">1.0000</td> <td colspan="2">1.0000</td> </tr> <tr> <th colspan="3">HMP-Fresh (FH)</th> <th colspan="3">HMP-Processed (PR)</th> <th colspan="2">HMP-Juice (JU)</th> </tr> <tr> <td colspan="3"></td> <td colspan="3"></td> <td colspan="2"></td> </tr> <tr> <th>Insurable</th> <th colspan="2">NAP Indicator</th> <th colspan="2">NAP Pay Crop</th> <th colspan="3">NAP Pay Type</th> </tr> <tr> <td>Yes</td> <td colspan="2">Yes</td> <td colspan="2">0084</td> <td colspan="3">001</td> </tr> <tr> <th>Status</th> <th>NAP County Approval</th> <th>NAP State Approval</th> <th>NAP National Approval</th> <th>SURE County Approval</th> <th>SURE State Approval</th> <th colspan="2">SURE National Approval</th> </tr> <tr> <td>S</td> <td>No</td> <td>No</td> <td>No</td> <td>No</td> <td>No</td> <td colspan="2">No</td> </tr> <tr> <td colspan="4"></td> <td>Modify Record</td> <td>Approve for NAP</td> <td>Approve for SURE</td> <td>Back</td> </tr> </table>								Program Year 2010 - View Record - Summary Page								State	Crop	Crop Type	Intended Use	Practice	Planting Period	Graduated Price	Crushing District	TX	PTATO 0084	WHT	PR	Irrigated	01			Counties								Hartley (205)								Unit of Measure	Pounds Per Unit of Measure		Prevented Planting Factor	Unharvested Payment Factor				Hundredweight			0.3000	0.6500				Final Planting Date	Acres Reporting Date	Normal Harvest Date	Application Closing Date					05/15/2010	07/15/2010	09/15/2010	03/15/2010							Acres Per Animal Unit	Grazing Days							0.0	000					NAP CEY								Year	Yield	Source						2004	200.00	NASS						2005	215.58	NASS						2006	245.00	NASS						2007	234.50	NASS						2008								Override	Expected CEY	NAP CEY Source			Price Override	NAP Market Price	NAP Price Source	No					No	9.7500	Insured	SURE CEY								Year	Yield	Source						2004								2005								2006								2007								2008								Override	Expected CEY	SURE CEY Source			Override	Expected CEY	SURE SubCrop CEY Source	No					No			NAMP		QA:Total		QA:EM		QA:Other				1.0000		1.0000		1.0000		HMP-Fresh (FH)			HMP-Processed (PR)			HMP-Juice (JU)										Insurable	NAP Indicator		NAP Pay Crop		NAP Pay Type			Yes	Yes		0084		001			Status	NAP County Approval	NAP State Approval	NAP National Approval	SURE County Approval	SURE State Approval	SURE National Approval		S	No	No	No	No	No	No						Modify Record	Approve for NAP	Approve for SURE	Back
<b>NCT Menu</b>																																																																																																																																																																																																																																																																																																																																					
NCT Main Menu																																																																																																																																																																																																																																																																																																																																					
<b>Program Year 2010</b>																																																																																																																																																																																																																																																																																																																																					
Main Menu																																																																																																																																																																																																																																																																																																																																					
Search/Modify Records																																																																																																																																																																																																																																																																																																																																					
Reports																																																																																																																																																																																																																																																																																																																																					
Program Year 2010 - View Record - Summary Page																																																																																																																																																																																																																																																																																																																																					
State	Crop	Crop Type	Intended Use	Practice	Planting Period	Graduated Price	Crushing District																																																																																																																																																																																																																																																																																																																														
TX	PTATO 0084	WHT	PR	Irrigated	01																																																																																																																																																																																																																																																																																																																																
Counties																																																																																																																																																																																																																																																																																																																																					
Hartley (205)																																																																																																																																																																																																																																																																																																																																					
Unit of Measure	Pounds Per Unit of Measure		Prevented Planting Factor	Unharvested Payment Factor																																																																																																																																																																																																																																																																																																																																	
Hundredweight			0.3000	0.6500																																																																																																																																																																																																																																																																																																																																	
Final Planting Date	Acres Reporting Date	Normal Harvest Date	Application Closing Date																																																																																																																																																																																																																																																																																																																																		
05/15/2010	07/15/2010	09/15/2010	03/15/2010																																																																																																																																																																																																																																																																																																																																		
		Acres Per Animal Unit	Grazing Days																																																																																																																																																																																																																																																																																																																																		
		0.0	000																																																																																																																																																																																																																																																																																																																																		
NAP CEY																																																																																																																																																																																																																																																																																																																																					
Year	Yield	Source																																																																																																																																																																																																																																																																																																																																			
2004	200.00	NASS																																																																																																																																																																																																																																																																																																																																			
2005	215.58	NASS																																																																																																																																																																																																																																																																																																																																			
2006	245.00	NASS																																																																																																																																																																																																																																																																																																																																			
2007	234.50	NASS																																																																																																																																																																																																																																																																																																																																			
2008																																																																																																																																																																																																																																																																																																																																					
Override	Expected CEY	NAP CEY Source			Price Override	NAP Market Price	NAP Price Source																																																																																																																																																																																																																																																																																																																														
No					No	9.7500	Insured																																																																																																																																																																																																																																																																																																																														
SURE CEY																																																																																																																																																																																																																																																																																																																																					
Year	Yield	Source																																																																																																																																																																																																																																																																																																																																			
2004																																																																																																																																																																																																																																																																																																																																					
2005																																																																																																																																																																																																																																																																																																																																					
2006																																																																																																																																																																																																																																																																																																																																					
2007																																																																																																																																																																																																																																																																																																																																					
2008																																																																																																																																																																																																																																																																																																																																					
Override	Expected CEY	SURE CEY Source			Override	Expected CEY	SURE SubCrop CEY Source																																																																																																																																																																																																																																																																																																																														
No					No																																																																																																																																																																																																																																																																																																																																
NAMP		QA:Total		QA:EM		QA:Other																																																																																																																																																																																																																																																																																																																															
		1.0000		1.0000		1.0000																																																																																																																																																																																																																																																																																																																															
HMP-Fresh (FH)			HMP-Processed (PR)			HMP-Juice (JU)																																																																																																																																																																																																																																																																																																																															
Insurable	NAP Indicator		NAP Pay Crop		NAP Pay Type																																																																																																																																																																																																																																																																																																																																
Yes	Yes		0084		001																																																																																																																																																																																																																																																																																																																																
Status	NAP County Approval	NAP State Approval	NAP National Approval	SURE County Approval	SURE State Approval	SURE National Approval																																																																																																																																																																																																																																																																																																																															
S	No	No	No	No	No	No																																																																																																																																																																																																																																																																																																																															
				Modify Record	Approve for NAP	Approve for SURE	Back																																																																																																																																																																																																																																																																																																																														

--\*

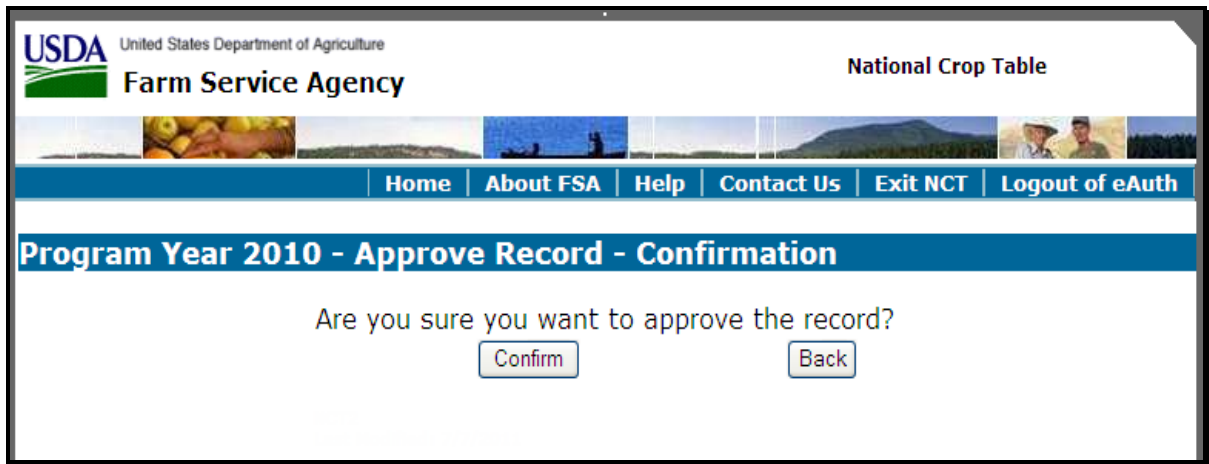
776 County Office NCT Process (Continued)

**D Setting “County Approval” Flags (Continued)**

Users shall review the information on the View Record – Summary Page, and if correct, \*--CLICK “**Approve for NAP**” or “**Approve for SURE**”. The following Approve--\* Record - Confirmation Screen will be displayed.

Click either of the following:

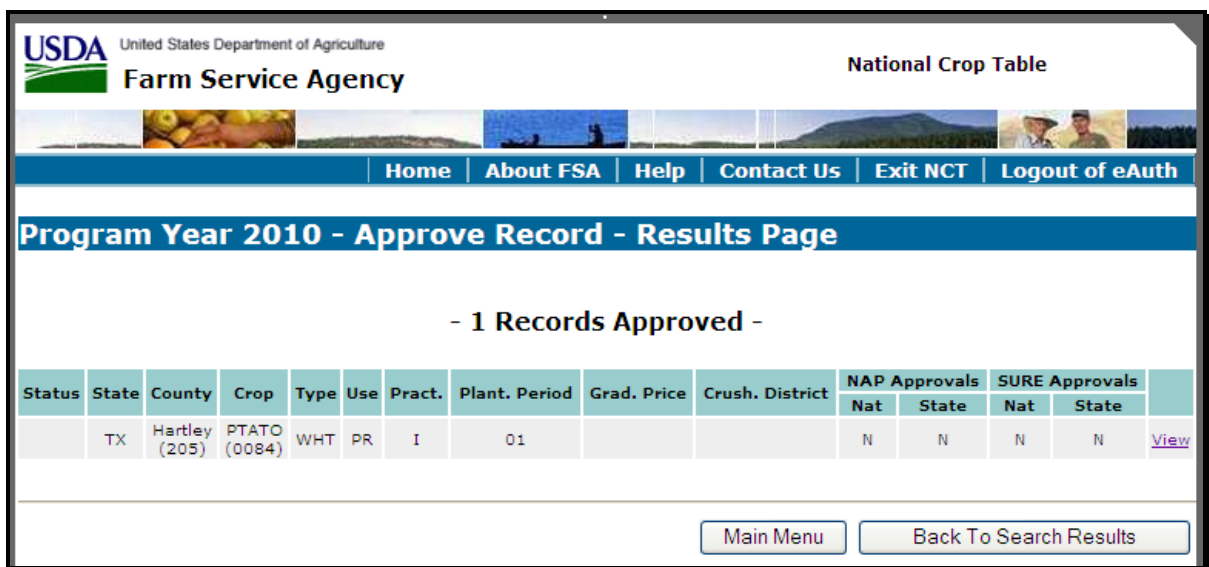
- “**Confirm**” to proceed with setting the approval flag
- “**Back**” to return to the View Record - Summary Page and **not** approve the record.



--\*

If users CLICK “**Confirm**”, the following Approve Record – Results Page will be displayed with a brief summary of the record that was just approved.

\*--Click “**Main Menu**” and the Main Menu will be displayed.



--\*



**\*--777 State Office NCT Process**

**A State Office Action**

State Offices have the option of either loading all crop data at the State Office level or allowing County Offices the authority to load yield data at the County Office level. County Offices are **not** authorized to add new records to NCT, so all records **must** be:

- added by the State Office or rolled from the previous year NCT
- present in the current year NCT **before** County Offices can update the historical yields.

The State Office action will vary depending on how and where the crop data is loaded.

<b>IF the crop record ...</b>	<b>THEN to load the record, on the Main Menu, CLICK...</b>
is loaded at the State level	“Add New Record(s)”.
was rolled from the previous year NCT	“Search/Modify Records”.

**Note:** An “R” status code indicates all records that rolled from the previous year NCT.--\*

**777 State Office NCT Process****A State Office Action (Continued)**

To process a crop record on NCT, users shall:

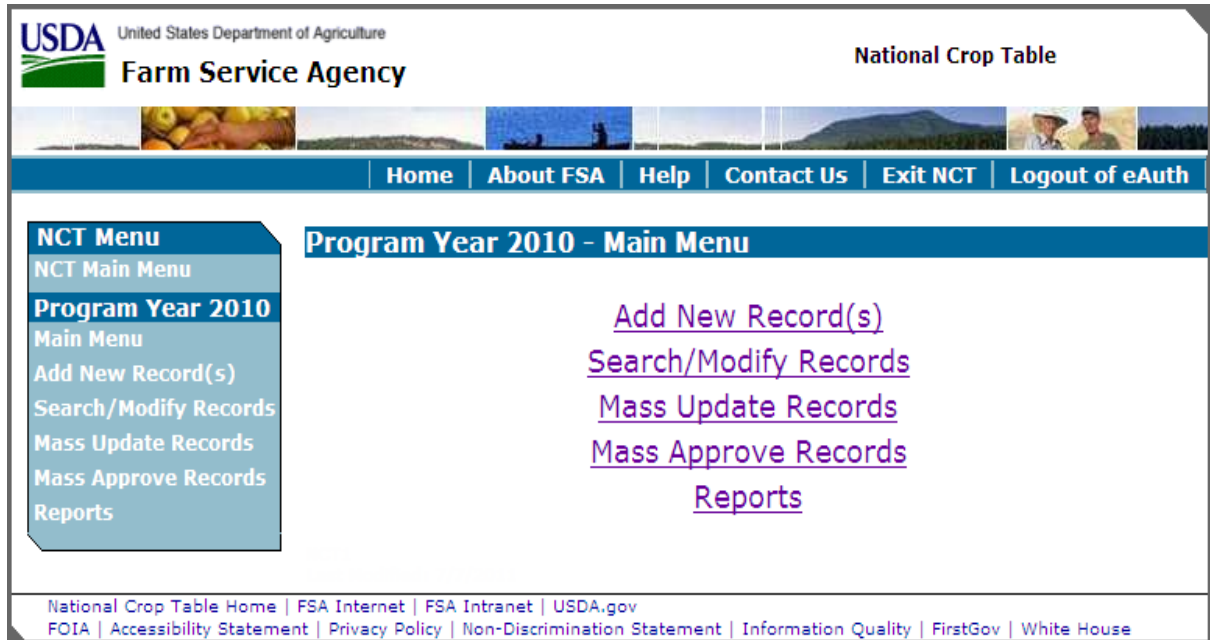
- access NCT according to paragraph 771
- update the unit of measure according to paragraph 775
- if adding a new record, CLICK “**Add New Record(s)**” according to subparagraph B:
  - enter all applicable data for the crop according to subparagraph 779 A
  - review the crop record
  - correct any error messages according to subparagraph 779 C
- request the National Office to reset “State Approval” flags to “N” to allow States to correct all State Office mistakes
- if previously loaded, CLICK “**Search/Modify Records**” according to subparagraphs D, E, and F to:
  - view crop records for any State
  - modify crop records for the user’s authorized State
  - update crop data to calculate prices and yields
  - set the “State Approval” flags to “Y”
- if previously loaded, CLICK “**Mass Update Records**” according to subparagraph G to update crop information for selected counties
- if previously loaded, CLICK “**Mass Approve Records**” according to subparagraph H to approve selected records
- review and print reports as necessary.

**Note:** Maintain a copy of **all** supporting documentation for the crop.

777 State Office NCT Process (Continued)

**B Adding a New Record**

\*--If State Offices are adding a new record to the NCT for the first time, on the Main Menu, CLICK “Add New Record(s)”.



**Note:** When users CLICK “Add New Record(s)” and save the record in NCT, they trigger a download to the County Office as a shell record, regardless of whether or **not** the “State Approval” flag is set to “Y”, if NAP-only data required for a shell record is loaded (acreage reporting date, normal harvest date, and application closing date).--\*

777 State Office NCT Process (Continued)

B Adding a New Record (Continued)

After users CLICK “Add New Record(s)”, the following Add Record - Primary Crop Data Page will be displayed. Enter all applicable data for the crop, including the State, crop, type, and intended use, according to subparagraph 779 A, and CLICK “Next”. Users will have the option to load crop data for a single county, multiple counties, or all counties.

**Note:** On the Add Record - Primary Crop Data Page, the only States available in the drop-down box will be the States for which users are authorized to modify or add crop data.

\*--

The screenshot shows the 'Program Year 2010 - Add Record - Primary Crop Data Page' on the USDA Farm Service Agency website. The page includes a navigation menu with options like 'Home', 'About FSA', 'Help', 'Contact Us', 'Exit NCT', and 'Logout of eAuth'. On the left is an 'NCT Menu' with 'Add New Record(s)' selected. The main form area contains four dropdown menus: 'State', 'Crop', 'Crop Type', and 'Intended Use', all of which are currently empty. At the bottom right, there are 'Next' and 'Main Menu' buttons.

In the following example, a new record is being added for fresh cauliflower in Mississippi.

This screenshot shows the same 'Add Record - Primary Crop Data Page' but with data entered into the form. The 'State' dropdown is set to 'Mississippi', the 'Crop' dropdown is set to 'CAULIFLOWER (0124)', and the 'Intended Use' dropdown is set to 'FH'. The 'Crop Type' dropdown remains empty. The 'Next' and 'Main Menu' buttons are still present at the bottom right.

--\*

777 State Office NCT Process (Continued)

B Adding a New Record (Continued)

After the Primary Crop Data is entered and users CLICK “Next”, the following Add Record – Secondary Crop Data Page will be displayed. Users shall select the Practice and Planting Period from the drop down boxes and CLICK “Next”.

\*--

The screenshot shows the USDA Farm Service Agency National Crop Table interface. The page title is "Program Year 2010 - Add Record - Secondary Crop Data Page". On the left is a "NCT Menu" with options: NCT Main Menu, Program Year 2010 Main Menu, Add New Record(s), Search/Modify Records, Mass Update Records, Mass Approve Records, and Reports. The main content area features a table with the following data:

State	Crop	Crop Type	Intended Use
MS	CLFLW (0124)		FH

Below the table are two dropdown menus: "Practice: Irrigated" and "Planting Period: 01". At the bottom right are "Next" and "Back" buttons.

--\*

777 State Office NCT Process (Continued)

**B Adding a New Record (Continued)**

After the secondary crop data is entered and users CLICK “Next”, the following Add Record - County Selection Page will be displayed. Users shall select the counties for which the crop record will be added by clicking a checkmark next to the applicable counties.

Clicking:

- “Select All” will display a checkmark next to all available counties
- “Clear All” will clear the checkmark from all selected counties.

CLICK “Next” after all desired counties have been selected. In this example, the fresh, irrigated, planting period 01, cauliflower will be added to Albany, Bronx, Cayuga, Delaware, and Erie counties.

\*--

The screenshot displays the 'Program Year 2010 - Add Record - County Selection Page' from the USDA National Crop Table. The page header includes the USDA logo and 'Farm Service Agency'. A navigation bar contains links for Home, About FSA, Help, Contact Us, Exit NCT, and Logout of eAuth. On the left, there is an 'NCT Menu' with options like 'Add New Record(s)'. The main content area features a table with the following data:

State	Crop	Crop Type	Intended Use	Practice	Planting Period	Graduated Price	Crushing District
MS	CLFLW 0124		FH	Irrigated	01		

Below the table, there are 'Next' and 'Back' buttons. Further down, there are 'Select All' and 'Clear All' buttons. A table lists counties with checkboxes for selection:

Select	County Name	County Code
<input type="checkbox"/>	Adams	001
<input checked="" type="checkbox"/>	Alcorn	003
<input type="checkbox"/>	Amite	005
<input checked="" type="checkbox"/>	Attala	007
<input type="checkbox"/>	Benton	009
<input type="checkbox"/>	Bolivar	011
<input checked="" type="checkbox"/>	Calhoun	013
<input type="checkbox"/>	Carroll	015
<input checked="" type="checkbox"/>	Chickasaw	017
<input type="checkbox"/>	Choctaw	019
<input type="checkbox"/>	Claiborne	021
<input type="checkbox"/>	Clarke	023
<input type="checkbox"/>	Clay	025
<input type="checkbox"/>	Coahoma	027
<input type="checkbox"/>	Copiah	029
<input checked="" type="checkbox"/>	Covington	031

--\*

**Note:** If the crop record already exists in a county, the “Select” box next to the county will be gray and **cannot** be selected.

777 State Office NCT Process (Continued)

B Adding a New Record (Continued)

After users select the counties and CLICK “Next”, the following Add Record – Record Details Page will be displayed.

\*--

Program Year 2010 - Add Record - Record Details Page							
<b>State</b>	<b>Crop</b>	<b>Crop Type</b>	<b>Intended Use</b>	<b>Practice</b>	<b>Planting Period</b>	<b>Graduated Price</b>	<b>Crushing District</b>
MS	CLFLW 0124		FH	Irrigated	01		
<b>Counties</b>							
Alcorn (003) , Attala (007) , Calhoun (013) , Chickasaw (017) , Covington (031)							
<b>Unit of Measure</b>		<b>Pounds Per Unit of Measure</b>		<b>Prevented Planting Factor</b>		<b>Unharvested Payment Factor</b>	
<input type="text"/>		<input type="text"/>		<input type="text" value="0"/>		<input type="text"/>	
<b>Final Planting Date (mm/dd/yyyy)</b>		<b>Acreage Reporting Date (mm/dd/yyyy)</b>		<b>Normal Harvest Date (mm/dd/yyyy)</b>		<b>Application Closing Date (mm/dd/yyyy)</b>	
<input type="text"/>		<input type="text"/>		<input type="text"/>		<input type="text"/>	
<b>NAP CEY</b>				<b>NAP Price</b>			
<b>Year</b>	<b>Yield</b>	<b>NAP CEY Source</b>		<b>Year</b>	<b>NAP Price</b>	<b>NAP Price Source</b>	
2004	<input type="text"/>	<input type="text"/>		2004	<input type="text"/>	<input type="text"/>	
2005	<input type="text"/>	<input type="text"/>		2005	<input type="text"/>	<input type="text"/>	
2006	<input type="text"/>	<input type="text"/>		2006	<input type="text"/>	<input type="text"/>	
2007	<input type="text"/>	<input type="text"/>		2007	<input type="text"/>	<input type="text"/>	
2008	<input type="text"/>	<input type="text"/>		2008	<input type="text"/>	<input type="text"/>	
<input type="checkbox"/>	<b>Override CEY</b>	<b>NAP CEY Override Source</b>		<input type="checkbox"/>	<b>NAP Override Price</b>	<b>NAP Price Override Source</b>	
<b>SURE CEY</b>				<b>SURE Subsequent Crop CEY</b>			
<input type="checkbox"/> Copy from NAP CEY							
<b>Year</b>	<b>Yield</b>	<b>Source</b>		<b>Year</b>	<b>Yield</b>	<b>Source</b>	
2004	<input type="text"/>	<input type="text"/>		2004	<input type="text"/>	<input type="text"/>	
2005	<input type="text"/>	<input type="text"/>		2005	<input type="text"/>	<input type="text"/>	
2006	<input type="text"/>	<input type="text"/>		2006	<input type="text"/>	<input type="text"/>	
2007	<input type="text"/>	<input type="text"/>		2007	<input type="text"/>	<input type="text"/>	
2008	<input type="text"/>	<input type="text"/>		2008	<input type="text"/>	<input type="text"/>	
<input type="checkbox"/>	<b>Override CEY</b>	<b>SURE CEY Override Source</b>		<input type="checkbox"/>	<b>Override CEY</b>	<b>SURE SubCrop CEY Override Source</b>	
<b>NAMP</b>		<b>QA: Total</b>		<b>QA: Excessive Moisture</b>		<b>QA: Other</b>	
<input type="text"/>		<input type="text" value="1.0000"/>		<input type="text" value="1.0000"/>		<input type="text" value="1.0000"/>	
<b>HMP - Fresh (FH)</b>		<b>HMP - Processed (PR)</b>		<b>HMP - Juice (JU)</b>			
<input type="text"/>		<input type="text"/>		<input type="text"/>			
<input type="button" value="Next"/> <input type="button" value="Back"/>							

--\*

**Note:** If a record for the crop, type, intended use, practice, and planting period already exists in the State in 1 or more counties, the previously established crop data (such as planting factors and historical price data) will be included in the newly added records. If no other records exist for this crop, type, intended use, practice, and planting period in the State, all data fields will be blank and require user input.

777 State Office NCT Process (Continued)

**B Adding a New Record (Continued)**

Users shall input all missing data that is available at the time to the Add Record – Record Details Page.

All fields required to make a shell record are marked by an asterisk (\*). \* \* \* The record resulting from the inputs on this screen will produce a:

- shell record to be downloaded
- complete record, pending State approval
- complete record to be downloaded if State approval is entered according to subparagraph F.



777 State Office NCT Process (Continued)

B Adding a New Record (Continued)

See subparagraph C for minimum requirements for loading a shell record.

\*--Note: If the user intends to load a record for SURE program purposes only (that is an insured-only crop), the user shall not load the NAP-only data required for a NAP shell record (acreage reporting date, normal harvest date, and application closing date). If these NAP-only data are missing, a download to the county's NAP software will not be triggered.

<b>NCT Menu</b> NCT Main Menu <b>Program Year 2010</b> Main Menu Add New Record(s) Search/Modify Records Mass Update Records Mass Approve Records Reports	<b>Program Year 2010 - Add Record - Record Details Page</b>																																																																																																
<table border="1" style="width: 100%; border-collapse: collapse;"> <thead> <tr> <th>State</th> <th>Crop</th> <th>Crop Type</th> <th>Intended Use</th> <th>Practice</th> <th>Planting Period</th> <th>Graduated Price</th> <th>Crushing District</th> </tr> </thead> <tbody> <tr> <td>MS</td> <td>CLFLW 0124</td> <td></td> <td>FH</td> <td>Irrigated</td> <td>01</td> <td></td> <td></td> </tr> </tbody> </table>	State	Crop	Crop Type	Intended Use	Practice	Planting Period	Graduated Price	Crushing District	MS	CLFLW 0124		FH	Irrigated	01			<table border="1" style="width: 100%; border-collapse: collapse;"> <thead> <tr> <th colspan="2">Counties</th> </tr> </thead> <tbody> <tr> <td colspan="2">Alcorn (003) , Attala (007) , Calhoun (013) , Chickasaw (017) , Covington (031)</td> </tr> </tbody> </table>	Counties		Alcorn (003) , Attala (007) , Calhoun (013) , Chickasaw (017) , Covington (031)																																																																													
State	Crop	Crop Type	Intended Use	Practice	Planting Period	Graduated Price	Crushing District																																																																																										
MS	CLFLW 0124		FH	Irrigated	01																																																																																												
Counties																																																																																																	
Alcorn (003) , Attala (007) , Calhoun (013) , Chickasaw (017) , Covington (031)																																																																																																	
<table border="1" style="width: 100%; border-collapse: collapse;"> <thead> <tr> <th>Unit of Measure</th> <th>Pounds Per Unit of Measure</th> <th>Prevented Planting Factor</th> <th>Unharvested Payment Factor</th> </tr> </thead> <tbody> <tr> <td>Hundredweight <input type="text"/></td> <td><input type="text"/></td> <td>0.3400 <input type="text"/></td> <td>0.6200 <input type="text"/></td> </tr> </tbody> </table>	Unit of Measure	Pounds Per Unit of Measure	Prevented Planting Factor	Unharvested Payment Factor	Hundredweight <input type="text"/>	<input type="text"/>	0.3400 <input type="text"/>	0.6200 <input type="text"/>	<table border="1" style="width: 100%; border-collapse: collapse;"> <thead> <tr> <th>Final Planting Date (mm/dd/yyyy)</th> <th>Acreage Reporting Date (mm/dd/yyyy)</th> <th>Normal Harvest Date (mm/dd/yyyy)</th> <th>Application Closing Date (mm/dd/yyyy)</th> </tr> </thead> <tbody> <tr> <td>07/31/2010 <input type="text"/></td> <td>07/15/2010 <input type="text"/></td> <td>11/10/2010 <input type="text"/></td> <td>03/15/2010 <input type="text"/></td> </tr> </tbody> </table>	Final Planting Date (mm/dd/yyyy)	Acreage Reporting Date (mm/dd/yyyy)	Normal Harvest Date (mm/dd/yyyy)	Application Closing Date (mm/dd/yyyy)	07/31/2010 <input type="text"/>	07/15/2010 <input type="text"/>	11/10/2010 <input type="text"/>	03/15/2010 <input type="text"/>																																																																																
Unit of Measure	Pounds Per Unit of Measure	Prevented Planting Factor	Unharvested Payment Factor																																																																																														
Hundredweight <input type="text"/>	<input type="text"/>	0.3400 <input type="text"/>	0.6200 <input type="text"/>																																																																																														
Final Planting Date (mm/dd/yyyy)	Acreage Reporting Date (mm/dd/yyyy)	Normal Harvest Date (mm/dd/yyyy)	Application Closing Date (mm/dd/yyyy)																																																																																														
07/31/2010 <input type="text"/>	07/15/2010 <input type="text"/>	11/10/2010 <input type="text"/>	03/15/2010 <input type="text"/>																																																																																														
<table border="1" style="width: 100%; border-collapse: collapse;"> <thead> <tr> <th colspan="3">NAP CEY</th> <th colspan="3">NAP Price</th> </tr> <tr> <th>Year</th> <th>Yield</th> <th>NAP CEY Source</th> <th>Year</th> <th>NAP Price</th> <th>NAP Price Source</th> </tr> </thead> <tbody> <tr> <td>2004</td> <td>75 <input type="text"/></td> <td>NASS <input type="text"/></td> <td>2004</td> <td>36 <input type="text"/></td> <td>NASS <input type="text"/></td> </tr> <tr> <td>2005</td> <td>82 <input type="text"/></td> <td>NASS <input type="text"/></td> <td>2005</td> <td>42 <input type="text"/></td> <td>NASS <input type="text"/></td> </tr> <tr> <td>2006</td> <td>85 <input type="text"/></td> <td>NASS <input type="text"/></td> <td>2006</td> <td>46 <input type="text"/></td> <td>NASS <input type="text"/></td> </tr> <tr> <td>2007</td> <td>110 <input type="text"/></td> <td>NASS <input type="text"/></td> <td>2007</td> <td>38 <input type="text"/></td> <td>NASS <input type="text"/></td> </tr> <tr> <td>2008</td> <td>115 <input type="text"/></td> <td>NASS <input type="text"/></td> <td>2008</td> <td>45 <input type="text"/></td> <td>NASS <input type="text"/></td> </tr> <tr> <td><input type="checkbox"/></td> <td>Override CEY</td> <td>NAP CEY Override Source</td> <td><input type="checkbox"/></td> <td>NAP Override Price</td> <td>NAP Price Override Source</td> </tr> </tbody> </table>	NAP CEY			NAP Price			Year	Yield	NAP CEY Source	Year	NAP Price	NAP Price Source	2004	75 <input type="text"/>	NASS <input type="text"/>	2004	36 <input type="text"/>	NASS <input type="text"/>	2005	82 <input type="text"/>	NASS <input type="text"/>	2005	42 <input type="text"/>	NASS <input type="text"/>	2006	85 <input type="text"/>	NASS <input type="text"/>	2006	46 <input type="text"/>	NASS <input type="text"/>	2007	110 <input type="text"/>	NASS <input type="text"/>	2007	38 <input type="text"/>	NASS <input type="text"/>	2008	115 <input type="text"/>	NASS <input type="text"/>	2008	45 <input type="text"/>	NASS <input type="text"/>	<input type="checkbox"/>	Override CEY	NAP CEY Override Source	<input type="checkbox"/>	NAP Override Price	NAP Price Override Source	<table border="1" style="width: 100%; border-collapse: collapse;"> <thead> <tr> <th colspan="3">SURE CEY</th> <th colspan="3">SURE Subsequent Crop CEY</th> </tr> <tr> <th>Year</th> <th>Yield</th> <th>Source</th> <th>Year</th> <th>Yield</th> <th>Source</th> </tr> </thead> <tbody> <tr> <td>2004</td> <td>75 <input type="text"/></td> <td>NASS <input type="text"/></td> <td>2004</td> <td><input type="text"/></td> <td><input type="text"/></td> </tr> <tr> <td>2005</td> <td>82 <input type="text"/></td> <td>NASS <input type="text"/></td> <td>2005</td> <td><input type="text"/></td> <td><input type="text"/></td> </tr> <tr> <td>2006</td> <td>85 <input type="text"/></td> <td>NASS <input type="text"/></td> <td>2006</td> <td>25 <input type="text"/></td> <td>NASS <input type="text"/></td> </tr> <tr> <td>2007</td> <td>110 <input type="text"/></td> <td>NASS <input type="text"/></td> <td>2007</td> <td>28 <input type="text"/></td> <td>NASS <input type="text"/></td> </tr> <tr> <td>2008</td> <td>115 <input type="text"/></td> <td>NASS <input type="text"/></td> <td>2008</td> <td>29 <input type="text"/></td> <td>NASS <input type="text"/></td> </tr> <tr> <td><input type="checkbox"/></td> <td>Copy from NAP CEY</td> <td></td> <td><input type="checkbox"/></td> <td>Override CEY</td> <td>SURE SubCrop CEY Override Source</td> </tr> </tbody> </table>	SURE CEY			SURE Subsequent Crop CEY			Year	Yield	Source	Year	Yield	Source	2004	75 <input type="text"/>	NASS <input type="text"/>	2004	<input type="text"/>	<input type="text"/>	2005	82 <input type="text"/>	NASS <input type="text"/>	2005	<input type="text"/>	<input type="text"/>	2006	85 <input type="text"/>	NASS <input type="text"/>	2006	25 <input type="text"/>	NASS <input type="text"/>	2007	110 <input type="text"/>	NASS <input type="text"/>	2007	28 <input type="text"/>	NASS <input type="text"/>	2008	115 <input type="text"/>	NASS <input type="text"/>	2008	29 <input type="text"/>	NASS <input type="text"/>	<input type="checkbox"/>	Copy from NAP CEY		<input type="checkbox"/>	Override CEY	SURE SubCrop CEY Override Source
NAP CEY			NAP Price																																																																																														
Year	Yield	NAP CEY Source	Year	NAP Price	NAP Price Source																																																																																												
2004	75 <input type="text"/>	NASS <input type="text"/>	2004	36 <input type="text"/>	NASS <input type="text"/>																																																																																												
2005	82 <input type="text"/>	NASS <input type="text"/>	2005	42 <input type="text"/>	NASS <input type="text"/>																																																																																												
2006	85 <input type="text"/>	NASS <input type="text"/>	2006	46 <input type="text"/>	NASS <input type="text"/>																																																																																												
2007	110 <input type="text"/>	NASS <input type="text"/>	2007	38 <input type="text"/>	NASS <input type="text"/>																																																																																												
2008	115 <input type="text"/>	NASS <input type="text"/>	2008	45 <input type="text"/>	NASS <input type="text"/>																																																																																												
<input type="checkbox"/>	Override CEY	NAP CEY Override Source	<input type="checkbox"/>	NAP Override Price	NAP Price Override Source																																																																																												
SURE CEY			SURE Subsequent Crop CEY																																																																																														
Year	Yield	Source	Year	Yield	Source																																																																																												
2004	75 <input type="text"/>	NASS <input type="text"/>	2004	<input type="text"/>	<input type="text"/>																																																																																												
2005	82 <input type="text"/>	NASS <input type="text"/>	2005	<input type="text"/>	<input type="text"/>																																																																																												
2006	85 <input type="text"/>	NASS <input type="text"/>	2006	25 <input type="text"/>	NASS <input type="text"/>																																																																																												
2007	110 <input type="text"/>	NASS <input type="text"/>	2007	28 <input type="text"/>	NASS <input type="text"/>																																																																																												
2008	115 <input type="text"/>	NASS <input type="text"/>	2008	29 <input type="text"/>	NASS <input type="text"/>																																																																																												
<input type="checkbox"/>	Copy from NAP CEY		<input type="checkbox"/>	Override CEY	SURE SubCrop CEY Override Source																																																																																												
<table border="1" style="width: 100%; border-collapse: collapse;"> <thead> <tr> <th>NAMP</th> <th>QA: Total</th> <th>QA: Excessive Moisture</th> <th>QA: Other</th> <th>er</th> </tr> </thead> <tbody> <tr> <td>34 <input type="text"/></td> <td>1.0000 <input type="text"/></td> <td>1.0000 <input type="text"/></td> <td>1.0000 <input type="text"/></td> <td><input type="text"/></td> </tr> </tbody> </table>	NAMP	QA: Total	QA: Excessive Moisture	QA: Other	er	34 <input type="text"/>	1.0000 <input type="text"/>	1.0000 <input type="text"/>	1.0000 <input type="text"/>	<input type="text"/>	<table border="1" style="width: 100%; border-collapse: collapse;"> <thead> <tr> <th>HMP - Fresh (FH)</th> <th>HMP - Processed (PR)</th> <th>HMP - Juice (JU)</th> </tr> </thead> <tbody> <tr> <td><input type="text"/></td> <td><input type="text"/></td> <td><input type="text"/></td> </tr> </tbody> </table>	HMP - Fresh (FH)	HMP - Processed (PR)	HMP - Juice (JU)	<input type="text"/>	<input type="text"/>	<input type="text"/>																																																																																
NAMP	QA: Total	QA: Excessive Moisture	QA: Other	er																																																																																													
34 <input type="text"/>	1.0000 <input type="text"/>	1.0000 <input type="text"/>	1.0000 <input type="text"/>	<input type="text"/>																																																																																													
HMP - Fresh (FH)	HMP - Processed (PR)	HMP - Juice (JU)																																																																																															
<input type="text"/>	<input type="text"/>	<input type="text"/>																																																																																															
<input type="button" value="Next"/> <input type="button" value="Back"/>																																																																																																	

..\*



777 State Office NCT Process (Continued)

**B Adding a New Record (Continued)**

\*--Users can manually enter the SURE historical yields and sources, or replicate them from the NAP yields by clicking the box next to “Copy from NAP CEY”. This is a shortcut option for records in which the NAP and SURE yields are identical or require minimal changes.

NAP CEY			NAP Price		
Year	Yield	NAP CEY Source	Year	NAP Price	NAP Price Source
2004	200.00	NASS	2004	8.5000	NASS
2005	215.58	NASS	2005	7.9500	Other Rel. Sracs
2006	245.00	NASS	2006	8.3000	NASS
2007	234.50	NASS	2007	8.2500	NASS
2008	222.50	NASS	2008		
Override	Expected CEY	NAP CEY Source	Price Override	NAP Market Price	NAP Price Source
No			No		

SURE CEY			SURE Subsequent Crop CEY		
Year	Yield	Source	Year	Yield	Source
2004			2004		
2005			2005		
2006			2006		
2007			2007		
2008			2008		
Override	Expected CEY	SURE CEY Source	Override	Expected CEY	SURE SubCrop CEY Source
No			No		

The SURE Subsequent Crop yields are defaulted to blank (no entries). Enter the SURE Subsequent crop yields, if required for the crop record.--\*

After users CLICK “Next”, the Add Record – Summary Page will be displayed. User shall review all the crop record data and click 1 of the following:

- “Create Record(s)”, if all information is correct
- “Create & Approve Record(s)” (subparagraph F)
- “Back”, if information is incorrect, to return to the Add Record – Record Details Page to edit the previous inputs and CLICK “Next” to the Add Record – Summary Page.

**Note:** If records already exist for 1 or more counties in the State with the same crop, type, and intended use, and users have updated payment factors or historical price data, the message will be displayed, “Record addition or modification will result in updates to the existing records”.

777 State Office NCT Process (Continued)

B Adding a New Record (Continued)

\*--

Program Year 2010 - Add Record - Summary Page							
State	Crop	Crop Type	Intended Use	Practice	Planting Period	Graduated Price	Crushing District
MS	CLFLW 0124		FH	Irrigated	01		
Counties							
Alcorn (003) , Attala (007) , Calhoun (013) , Chickasaw (017) , Covington (031)							
Unit of Measure	Pounds Per Unit of Measure			Prevented Planting Factor	Unharvested Payment Factor		
Hundredweight				0.3400	0.6200		
Final Planting Date	Acres Reporting Date	Normal Harvest Date		Application Closing Date			
07/31/2010	07/15/2010	11/10/2010		03/15/2010			
	Acres Per Animal Unit	Grazing Days					
NAP CEY			Year	NAP Price	NAP Price Source		
Year	Yield	Source	2004	36	NASS		
2004	75	NASS	2005	42	NASS		
2005	82	NASS	2006	46	NASS		
2006	85	NASS	2007	38	NASS		
2007	110	NASS	2008	45	NASS		
2008	115	NASS					
Override	Expected CEY	NAP CEY Source	Price Override	NAP Market Price	NAP Price Source		
No	92.33	Calculated	No	41.6667	Calculated		
SURE CEY			SURE Subsequent Crop CEY				
Year	Yield	Source	Year	Yield	Source		
2004	75	NASS	2004				
2005	82	NASS	2005				
2006	85	NASS	2006	25	NASS		
2007	110	NASS	2007	28	NASS		
2008	115	NASS	2008	29	NASS		
Override	Expected CEY	SURE CEY Source	Override	Expected CEY	SURE SubCrop CEY Source		
No	92.33	Calculated	No	27.33	Calculated		
NAMP	QA:Total		QA:EM	QA:Other			
34	1.0000		1.0000	1.0000			
HMP-Fresh (FH)		HMP-Processed (PR)		HMP-Juice (JU)			
NAP Indicator		NAP Pay Crop		NAP Pay Type			
Yes		0124		001			
Status	NAP County Approval	NAP State Approval	NAP National Approval	SURE County Approval	SURE State Approval	SURE National Approval	
	No	No	No	No	No	No	
Create Record(s)		Create & Approve NAP Record(s)		Create & Approve SURE Record(s)		Back	

--\*


777 State Office NCT Process (Continued)

**B Adding a New Record (Continued)**

After users CLICK “Create Record(s)”, the Add Record – Results Page will be displayed. All records added as new will be displayed. If previously existing records were affected, those updated records will also be displayed.

If there were any errors that resulted in the records **not** being added, the information will be displayed.

\*--


United States Department of Agriculture  
Farm Service Agency
National Crop Table

Home | About FSA | Help | Contact Us | Exit NCT | Logout of eAuth

Program Year 2009 - Add Record - Results Page

- 6 Records Added -

Status	State	County	Crop	Type	Use	Pract.	Plant. Period	Grad. Price	Crush. District	Yield		Price		Approvals			
										Amount	Over.	Amount	Over.	N	S	C	
	NY	Albany (001)	CLFLW (0124)	FH	I		01			101.00	N	38.6000	N	N	N	N	<a href="#">View</a>
	NY	Bronx (005)	CLFLW (0124)	FH	I		01			101.00	N	38.6000	N	N	N	N	<a href="#">View</a>
	NY	Cayuga (011)	CLFLW (0124)	FH	I		01			101.00	N	38.6000	N	N	N	N	<a href="#">View</a>
	NY	Delaware (025)	CLFLW (0124)	FH	I		01			101.00	N	38.6000	N	N	N	N	<a href="#">View</a>
	NY	Erie (029)	CLFLW (0124)	FH	I		01			101.00	N	38.6000	N	N	N	N	<a href="#">View</a>
	NY	Fulton (035)	CLFLW (0124)	FH	I		01			101.00	N	38.6000	N	N	N	N	<a href="#">View</a>

- Record Addition resulted in updates to the following records: -

Status	State	County	Crop	Type	Use	Pract.	Plant. Period	Grad. Price	Crush. District	Yield		Price		Approvals			
										Amount	Over.	Amount	Over.	N	S	C	
R	NY	Albany (001)	CLFLW (0124)	FH	N		01			0.00	N	38.6000	N	N	N	N	<a href="#">View</a>
R	NY	Broome (007)	CLFLW (0124)	FH	I		01			0.00	N	38.6000	N	N	N	N	<a href="#">View</a>
R	NY	Broome (007)	CLFLW (0124)	FH	N		01			0.00	N	38.6000	N	N	N	N	<a href="#">View</a>
R	NY	Cayuga (011)	CLFLW (0124)	FH	N		01			0.00	N	38.6000	N	N	N	N	<a href="#">View</a>
R	NY	Chautauqua (013)	CLFLW (0124)	FH	N		01			0.00	N	38.6000	N	N	N	N	<a href="#">View</a>
R	NY	Chenango (017)	CLFLW (0124)	FH	I		01			0.00	N	38.6000	N	N	N	N	<a href="#">View</a>

--\*

## 777 State Office NCT Process (Continued)

**C Adding a Shell Record**

\*--Shell records are partial records loaded into the NCT with just enough information to allow a NAP application for coverage to be taken. Shell records are used only for NAP, not for SURE.--\*

To add a shell record, on the Main Menu users **must** CLICK “Add New Record(s)” and enter the applicable information (subparagraph B).

\*--**Note:** Adding a shell record is not a separate menu option. The added record will be--\* either a shell record or a complete record, depending on what and how much data is entered.

The following fields are required for loading a shell record:

- State
- County
- crop
- crop type\*
- intended use\*
- graduated price\*
- practice\*
- planting period
- final planting date\*
- acreage reporting date
- normal harvest date
- application closing date.

**Note:** The asterisked items may be blank for some crops.

\*--The following NAP data fields may be left blank when loading a shell record, but will be required before approving for NAP, if applicable for the particular crop:

- unit of measure
- pounds per unit of measure
- prevented planting factor
- unharvested factor
- acres per animal unit
- grazing days
- NAP historical yields and sources
- NAP historical prices and sources
- NAP override yield and source
- NAP override price and source.

The following SURE data fields may also be left blank when loading a shell record, but will be required before approving SURE, if applicable for the particular crop:

- NAMP
- QA factors (Total, Excessive Moisture and Other)
- Historical Marketing Percentages (HMP); for Fresh, Processed and Juice
- SURE historical yields and sources
- SURE override yield and source
- SURE Subsequent Crop historical yields and sources
- SURE Subsequent Crop override yield and source--\*

777 State Office NCT Process (Continued)

C Adding a Shell Record (Continued)

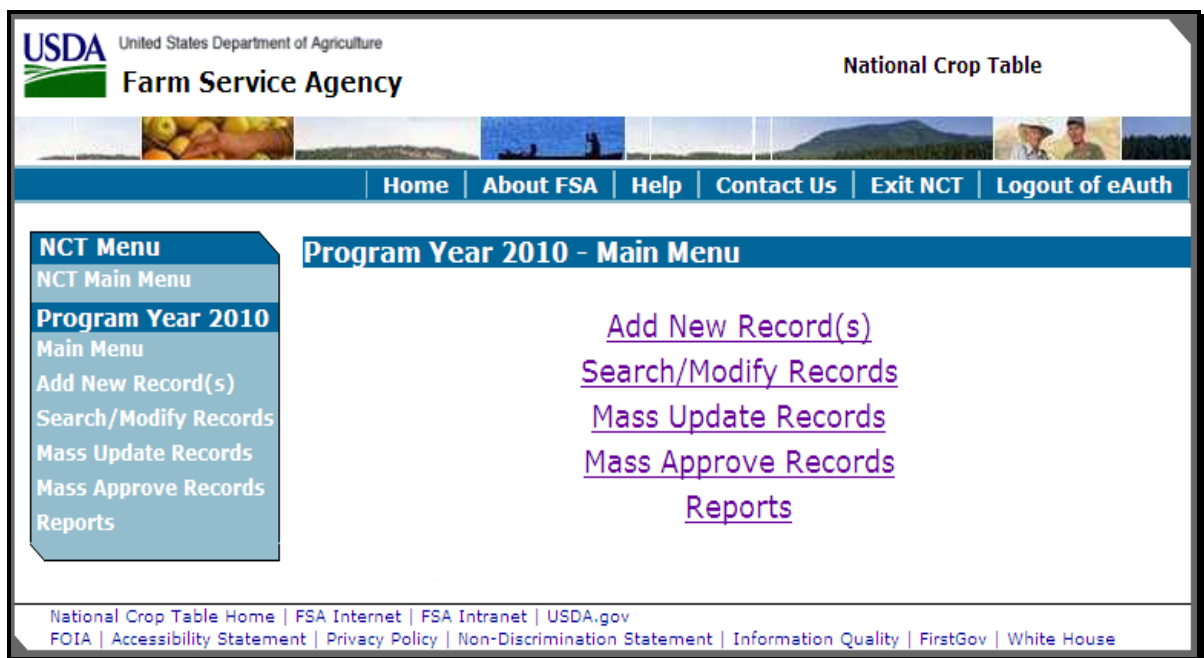
Data initially entered as a shell record can be modified and updated at a later time to create the complete record according to subparagraph D. In the “Status” column:

- an “S” indicates a shell record
- no code (blank) indicates a full/complete record.

D Modifying a Record

Users can modify an unapproved crop record, for a variety of reasons. On the Main Menu, CLICK “Search/Modify Records”.

\*--



--\*

Users need to modify or update records for the following reasons:

- add additional data or update a record rolled from the previous year NCT (indicated with an “R” in “Status” column)
- add additional data or update a record previously loaded in the same crop year as a shell record (indicated with an “S” in “Status” column)
- edit incorrect data in an existing complete record (indicated with no entry (blank) in “Status” column) that has **not** been approved.

777 State Office NCT Process (Continued)

D Modifying a Record (Continued)

The State drop-down box will default to the authorized user’s home State. Users shall select other applicable criteria and CLICK “Search”.

Users can query data for a specific record (crop, type, practice, intended use, planting period, etc.) or numerous records (county, crop) depending on the data entered on the Search Records - Search Page. The following example shows specific data queried by State, crop, \*-crop type, and intended use.

The screenshot shows a web application interface for searching records. On the left is a vertical menu with the following items: NCT Menu, NCT Main Menu, Program Year 2010, Main Menu, Add New Record(s), Search/Modify Records, Mass Update Records, Mass Approve Records, and Reports. The main content area is titled 'Program Year 2010 - Search Records - Search Page'. It contains several search criteria, each with a dropdown menu: State (set to Mississippi), County (empty), Crop (set to LETTUCE (0140)), Crop Type (set to BIB), Intended Use (set to FH), Practice (empty), Planting Period (empty), Graduated Price (empty), Crushing District (empty), NAP Pay Crop (empty), NAP Pay Type (empty), NAP Approved (empty), NAP Approval Level (empty), SURE Approved (empty), and SURE Approval Level (empty). At the bottom right of the form are three buttons: Search, Clear, and Main Menu.

**Note:** In addition to location and crop criteria, users are able to search by NAP Pay Crop and Pay Type, as well as NAP and SURE Approval statuses, at the County, State, or National level. These detailed queries will enable the user to find the specific records needed.--\*



777 State Office NCT Process (Continued)

**D Modifying a Record (Continued)**

After applicable data is entered and users CLICK “Search”, the following Search Records - Results Page will be displayed with all records matching the entered search criteria. Users may CLICK “View” next to any record to view the full details about the record.

Click either “Main Menu”, the Main Menu will be displayed, or “Create New Search”, the Search Records – Search Page will be displayed.

\*--

Program Year 2010 - Search Records - Results Page														
										Main Menu		Create New Search		
- 164 Records Found -														
Status	State	County	Crop	Type	Use	Pract.	Plant. Period	Grad. Price	Crush. District	NAP Approvals		SURE Approvals		View
										Nat	State	Nat	State	
	MS	Adams (001)	LETUC (0140)	BIB	FH	N	01			N	N	N	N	<a href="#">View</a>
	MS	Adams (001)	LETUC (0140)	BIB	FH	N	02			N	N	N	N	<a href="#">View</a>
	MS	Alcorn (003)	LETUC (0140)	BIB	FH	N	01			N	N	N	N	<a href="#">View</a>
	MS	Alcorn (003)	LETUC (0140)	BIB	FH	N	02			N	N	N	N	<a href="#">View</a>
	MS	Amite (005)	LETUC (0140)	BIB	FH	N	01			N	N	N	N	<a href="#">View</a>
	MS	Amite (005)	LETUC (0140)	BIB	FH	N	02			N	N	N	N	<a href="#">View</a>
	MS	Attala (007)	LETUC (0140)	BIB	FH	N	01			N	N	N	N	<a href="#">View</a>
	MS	Attala (007)	LETUC (0140)	BIB	FH	N	02			N	N	N	N	<a href="#">View</a>
	MS	Benton (009)	LETUC (0140)	BIB	FH	N	01			N	N	N	N	<a href="#">View</a>
	MS	Benton (009)	LETUC (0140)	BIB	FH	N	02			N	N	N	N	<a href="#">View</a>
	MS	Bolivar (011)	LETUC (0140)	BIB	FH	N	01			N	N	N	N	<a href="#">View</a>

--\*

**D Modifying a Record**

After users CLICK “View” next to 1 of the records on the Search Records – Results Page, the following View Record – Summary Page will be displayed to allow users to view all details about the record.

777 State Office NCT Process (Continued)

D Modifying a Record (Continued)

\*--To modify data, CLICK “Modify Record”; see subparagraph F for “Approve for NAP” and “Approve for SURE” function.

**Note:** After the “State Approval” flag has been set for program data, the crop data **cannot** be modified at the State level for that program. The State Office **must** contact the National Office to reset the “State Approval” flags if the record requires modification. The State Office must indicate to the National Office which approval flag needs to be reset: NAP and/or SURE.

<b>NCT Menu</b> NCT Main Menu <b>Program Year 2010</b> Main Menu Add New Record(s) Search/Modify Records Mass Update Records Mass Approve Records Reports	<b>Program Year 2010 - View Record - Summary Page</b>																																										
<table border="1" style="width: 100%; border-collapse: collapse;"> <thead> <tr> <th>State</th> <th>Crop</th> <th>Crop Type</th> <th>Intended Use</th> <th>Practice</th> <th>Planting Period</th> <th>Graduated Price</th> <th>Crushing District</th> </tr> </thead> <tbody> <tr> <td>MS</td> <td>LETUC 0140</td> <td>BIB</td> <td>FH</td> <td>Non-Irrigated</td> <td>01</td> <td></td> <td></td> </tr> </tbody> </table>		State	Crop	Crop Type	Intended Use	Practice	Planting Period	Graduated Price	Crushing District	MS	LETUC 0140	BIB	FH	Non-Irrigated	01																												
State	Crop	Crop Type	Intended Use	Practice	Planting Period	Graduated Price	Crushing District																																				
MS	LETUC 0140	BIB	FH	Non-Irrigated	01																																						
<table border="1" style="width: 100%; border-collapse: collapse;"> <thead> <tr> <th colspan="4">Counties</th> </tr> </thead> <tbody> <tr> <td colspan="4" style="text-align: center;">Adams (001)</td> </tr> </tbody> </table>		Counties				Adams (001)																																					
Counties																																											
Adams (001)																																											
<table border="1" style="width: 100%; border-collapse: collapse;"> <thead> <tr> <th>Unit of Measure</th> <th>Pounds Per Unit of Measure</th> <th>Prevented Planting Factor</th> <th>Unharvested Payment Factor</th> </tr> </thead> <tbody> <tr> <td>Pounds</td> <td></td> <td>0.1500</td> <td>0.5100</td> </tr> </tbody> </table>		Unit of Measure	Pounds Per Unit of Measure	Prevented Planting Factor	Unharvested Payment Factor	Pounds		0.1500	0.5100																																		
Unit of Measure	Pounds Per Unit of Measure	Prevented Planting Factor	Unharvested Payment Factor																																								
Pounds		0.1500	0.5100																																								
<table border="1" style="width: 100%; border-collapse: collapse;"> <thead> <tr> <th>Final Planting Date</th> <th>Acreage Reporting Date</th> <th>Normal Harvest Date</th> <th>Application Closing Date</th> </tr> </thead> <tbody> <tr> <td>04/30/2010</td> <td>08/01/2010</td> <td>07/15/2010</td> <td>02/01/2010</td> </tr> </tbody> </table>		Final Planting Date	Acreage Reporting Date	Normal Harvest Date	Application Closing Date	04/30/2010	08/01/2010	07/15/2010	02/01/2010																																		
Final Planting Date	Acreage Reporting Date	Normal Harvest Date	Application Closing Date																																								
04/30/2010	08/01/2010	07/15/2010	02/01/2010																																								
<table border="1" style="width: 100%; border-collapse: collapse;"> <thead> <tr> <th colspan="2">Acres Per Animal Unit</th> <th>Grazing Days</th> </tr> </thead> <tbody> <tr> <td colspan="2" style="text-align: center;">0.0</td> <td style="text-align: center;">000</td> </tr> </tbody> </table>		Acres Per Animal Unit		Grazing Days	0.0		000																																				
Acres Per Animal Unit		Grazing Days																																									
0.0		000																																									
<table border="1" style="width: 100%; border-collapse: collapse;"> <thead> <tr> <th colspan="3">NAP CEY</th> <th>Year</th> <th>NAP Price</th> <th>NAP Price Source</th> </tr> <tr> <th>Year</th> <th>Yield</th> <th>Source</th> <td></td> <td></td> <td></td> </tr> </thead> <tbody> <tr> <td>2004</td> <td>16000.00</td> <td>Other Rel. Sracs</td> <td>2004</td> <td>0.1140</td> <td>Other Rel. Sracs</td> </tr> <tr> <td>2005</td> <td>16000.00</td> <td>Other Rel. Sracs</td> <td>2005</td> <td>0.1140</td> <td>Other Rel. Sracs</td> </tr> <tr> <td>2006</td> <td>16000.00</td> <td>Other Rel. Sracs</td> <td>2006</td> <td>0.1140</td> <td>Other Rel. Sracs</td> </tr> <tr> <td>2007</td> <td>16000.00</td> <td>Other Rel. Sracs</td> <td>2007</td> <td>0.1140</td> <td>Other Rel. Sracs</td> </tr> <tr> <td>2008</td> <td>16000.00</td> <td>Other Rel. Sracs</td> <td>2008</td> <td>0.1140</td> <td>Other Rel. Sracs</td> </tr> </tbody> </table>		NAP CEY			Year	NAP Price	NAP Price Source	Year	Yield	Source				2004	16000.00	Other Rel. Sracs	2004	0.1140	Other Rel. Sracs	2005	16000.00	Other Rel. Sracs	2005	0.1140	Other Rel. Sracs	2006	16000.00	Other Rel. Sracs	2006	0.1140	Other Rel. Sracs	2007	16000.00	Other Rel. Sracs	2007	0.1140	Other Rel. Sracs	2008	16000.00	Other Rel. Sracs	2008	0.1140	Other Rel. Sracs
NAP CEY			Year	NAP Price	NAP Price Source																																						
Year	Yield	Source																																									
2004	16000.00	Other Rel. Sracs	2004	0.1140	Other Rel. Sracs																																						
2005	16000.00	Other Rel. Sracs	2005	0.1140	Other Rel. Sracs																																						
2006	16000.00	Other Rel. Sracs	2006	0.1140	Other Rel. Sracs																																						
2007	16000.00	Other Rel. Sracs	2007	0.1140	Other Rel. Sracs																																						
2008	16000.00	Other Rel. Sracs	2008	0.1140	Other Rel. Sracs																																						
<table border="1" style="width: 100%; border-collapse: collapse;"> <thead> <tr> <th>Override</th> <th>Expected CEY</th> <th>NAP CEY Source</th> <th>Price Override</th> <th>NAP Market Price</th> <th>NAP Price Source</th> </tr> </thead> <tbody> <tr> <td>No</td> <td>16000.00</td> <td>Calculated</td> <td>No</td> <td>0.1140</td> <td>Calculated</td> </tr> </tbody> </table>		Override	Expected CEY	NAP CEY Source	Price Override	NAP Market Price	NAP Price Source	No	16000.00	Calculated	No	0.1140	Calculated																														
Override	Expected CEY	NAP CEY Source	Price Override	NAP Market Price	NAP Price Source																																						
No	16000.00	Calculated	No	0.1140	Calculated																																						
<table border="1" style="width: 100%; border-collapse: collapse;"> <thead> <tr> <th colspan="3">SURE CEY</th> <th colspan="3">SURE Subsequent Crop CEY</th> </tr> <tr> <th>Year</th> <th>Yield</th> <th>Source</th> <th>Year</th> <th>Yield</th> <th>Source</th> </tr> </thead> <tbody> <tr> <td>2004</td> <td></td> <td></td> <td>2004</td> <td></td> <td></td> </tr> <tr> <td>2005</td> <td></td> <td></td> <td>2005</td> <td></td> <td></td> </tr> <tr> <td>2006</td> <td></td> <td></td> <td>2006</td> <td></td> <td></td> </tr> <tr> <td>2007</td> <td></td> <td></td> <td>2007</td> <td></td> <td></td> </tr> <tr> <td>2008</td> <td></td> <td></td> <td>2008</td> <td></td> <td></td> </tr> </tbody> </table>		SURE CEY			SURE Subsequent Crop CEY			Year	Yield	Source	Year	Yield	Source	2004			2004			2005			2005			2006			2006			2007			2007			2008			2008		
SURE CEY			SURE Subsequent Crop CEY																																								
Year	Yield	Source	Year	Yield	Source																																						
2004			2004																																								
2005			2005																																								
2006			2006																																								
2007			2007																																								
2008			2008																																								
<table border="1" style="width: 100%; border-collapse: collapse;"> <thead> <tr> <th>Override</th> <th>Expected CEY</th> <th>SURE CEY Source</th> <th>Override</th> <th>Expected CEY</th> <th>SURE SubCrop CEY Source</th> </tr> </thead> <tbody> <tr> <td>No</td> <td></td> <td></td> <td>No</td> <td></td> <td></td> </tr> </tbody> </table>		Override	Expected CEY	SURE CEY Source	Override	Expected CEY	SURE SubCrop CEY Source	No			No																																
Override	Expected CEY	SURE CEY Source	Override	Expected CEY	SURE SubCrop CEY Source																																						
No			No																																								
<table border="1" style="width: 100%; border-collapse: collapse;"> <thead> <tr> <th>NAMP</th> <th>QA:Total</th> <th>QA:EM</th> <th>QA:Other</th> </tr> </thead> <tbody> <tr> <td></td> <td></td> <td></td> <td></td> </tr> </tbody> </table>		NAMP	QA:Total	QA:EM	QA:Other																																						
NAMP	QA:Total	QA:EM	QA:Other																																								
<table border="1" style="width: 100%; border-collapse: collapse;"> <thead> <tr> <th>HMP-Fresh (FH)</th> <th>HMP-Processed (PR)</th> <th>HMP-Juice (JU)</th> </tr> </thead> <tbody> <tr> <td></td> <td></td> <td></td> </tr> </tbody> </table>		HMP-Fresh (FH)	HMP-Processed (PR)	HMP-Juice (JU)																																							
HMP-Fresh (FH)	HMP-Processed (PR)	HMP-Juice (JU)																																									
<table border="1" style="width: 100%; border-collapse: collapse;"> <thead> <tr> <th>Insurable</th> <th>NAP Indicator</th> <th>NAP Pay Crop</th> <th>NAP Pay Type</th> </tr> </thead> <tbody> <tr> <td>No</td> <td>Yes</td> <td>0140</td> <td>002</td> </tr> </tbody> </table>		Insurable	NAP Indicator	NAP Pay Crop	NAP Pay Type	No	Yes	0140	002																																		
Insurable	NAP Indicator	NAP Pay Crop	NAP Pay Type																																								
No	Yes	0140	002																																								
<table border="1" style="width: 100%; border-collapse: collapse;"> <thead> <tr> <th>Status</th> <th>NAP County Approval</th> <th>NAP State Approval</th> <th>NAP National Approval</th> <th>SURE County Approval</th> <th>SURE State Approval</th> <th>SURE National Approval</th> </tr> </thead> <tbody> <tr> <td></td> <td>No</td> <td>No</td> <td>No</td> <td>No</td> <td>No</td> <td>No</td> </tr> </tbody> </table>		Status	NAP County Approval	NAP State Approval	NAP National Approval	SURE County Approval	SURE State Approval	SURE National Approval		No	No	No	No	No	No																												
Status	NAP County Approval	NAP State Approval	NAP National Approval	SURE County Approval	SURE State Approval	SURE National Approval																																					
	No	No	No	No	No	No																																					
<table style="margin-left: auto;"> <tr> <td style="border: 1px solid #ccc; padding: 2px 10px;">Modify Record</td> <td style="border: 1px solid #ccc; padding: 2px 10px;">Approve for NAP</td> <td style="border: 1px solid #ccc; padding: 2px 10px;">Approve for SURE</td> <td style="border: 1px solid #ccc; padding: 2px 10px;">Back</td> </tr> </table>		Modify Record	Approve for NAP	Approve for SURE	Back																																						
Modify Record	Approve for NAP	Approve for SURE	Back																																								

--\*

777 State Office NCT Process (Continued)

**D Modifying a Record (Continued)**

After users CLICK “**Modify Record**”, the Modify Record – Record Details Page will be displayed. Users may modify any of the fields available for edit.

**Notes:** Before the record can be **approved**, historical price and yield data for at least 1 year through the most current crop data year is required; however, the record can be created and maintained without the data.

\*--Any changes made to unit of measure, payment factors, historical prices and sources, and NAMP will replicate to **all** other records in the State with the same crop, type,--\* and intended use.

777 State Office NCT Process (Continued)

D Modifying a Record (Continued)

Users shall make updates/modifications and CLICK "Next".

\*..

Program Year 2010 - Modify Record - Record Details Page							
<b>NCT Menu</b> NCT Main Menu <b>Program Year 2010</b> Main Menu Add New Record(s) Search/Modify Records Mass Update Records Mass Approve Records Reports	<b>State</b>	<b>Crop</b>	<b>Crop Type</b>	<b>Intended Use</b>	<b>Practice</b>	<b>Planting Period</b>	<b>Crushing District</b>
MS	LETUC 0140	BIB	FH	Non-Irrigated	01		
<b>Counties</b>							
Adams (001)							
<b>Unit of Measure</b>	<b>Pounds Per Unit of Measure</b>	<b>Prevented Planting Factor</b>	<b>Unharvested Payment Factor</b>				
Pounds		0.1500	0.5100				
<b>Final Planting Date (mm/dd/yyyy)</b>	<b>Acreage Reporting Date (mm/dd/yyyy)</b>	<b>Normal Harvest Date (mm/dd/yyyy)</b>	<b>Application Closing Date (mm/dd/yyyy)</b>				
04/30/2010	08/01/2010	07/15/2010	02/01/2010				
<b>NAP CEY</b>				<b>NAP Price</b>			
<b>Year</b>	<b>Yield</b>	<b>NAP CEY Source</b>		<b>Year</b>	<b>NAP Price</b>	<b>NAP Price Source</b>	
2004	16000.00	Other Rel. SrCs		2004	0.1140	Other Rel. SrCs	
2005	16000.00	Other Rel. SrCs		2005	0.1140	Other Rel. SrCs	
2006	16000.00	Other Rel. SrCs		2006	0.1140	Other Rel. SrCs	
2007	16000.00	Other Rel. SrCs		2007	0.1140	Other Rel. SrCs	
2008	16000.00	Other Rel. SrCs		2008	0.1140	Other Rel. SrCs	
<input type="checkbox"/>	<b>Override CEY</b>	<b>NAP CEY Override Source</b>		<input type="checkbox"/>	<b>NAP Override Price</b>	<b>NAP Price Override Source</b>	
<b>SURE CEY</b>				<b>SURE Subsequent Crop CEY</b>			
<input type="checkbox"/> Copy from NAP CEY							
<b>Year</b>	<b>Yield</b>	<b>Source</b>		<b>Year</b>	<b>Yield</b>	<b>Source</b>	
2004	16000.00	Other Rel. SrCs		2004			
2005	16000.00	Other Rel. SrCs		2005			
2006	16000.00	Other Rel. SrCs		2006	14000.00	NIFA/CSREES	
2007	16000.00	Other Rel. SrCs		2007	14000.00	NIFA/CSREES	
2008	16000.00	Other Rel. SrCs		2008	14000.00	NIFA/CSREES	
<input type="checkbox"/>	<b>Override CEY</b>	<b>SURE CEY Override Source</b>		<input type="checkbox"/>	<b>Override CEY</b>	<b>SURE SubCrop CEY Override Source</b>	
<b>NAMP</b>		<b>QA: Total</b>		<b>QA: Excessive Moisture</b>		<b>QA: Other</b>	
.1135		1.0000		1.0000		1.0000	
<b>HMP - Fresh (FH)</b>		<b>HMP - Processed (PR)</b>		<b>HMP - Juice (JU)</b>			
<input type="button" value="Next"/> <input type="button" value="Back"/>							

--\*

777 State Office NCT Process (Continued)

D Modifying a Record (Continued)

After users CLICK “Next”, the Modify Record – Summary Page will be displayed. Users shall review the proposed modifications, and if modifications are correct, CLICK “Save Changes”. If the modifications are incorrect, CLICK “Back” and fix the errors.

\*--

Program Year 2010 - Modify Record - Summary Page							
Record addition or modification will result in updates to existing records.							
State	Crop	Crop Type	Intended Use	Practice	Planting Period	Graduated Price	Crushing District
MS	LETUC 0140	BIB	FH	Non-Irrigated	01		
Counties							
Adams (001)							
Unit of Measure	Pounds Per Unit of Measure			Prevented Planting Factor	Unharvested Payment Factor		
Pounds				0.1500	0.5100		
Final Planting Date	Acres Reporting Date	Normal Harvest Date		Application Closing Date			
04/30/2010	08/01/2010	07/15/2010		02/01/2010			
Acres Per Animal Unit				Grazing Days			
0.0				000			
NAP CEY			Year	NAP Price	NAP Price Source		
Year	Yield	Source	2004	0.1140	Other Rel. Srcls		
2004	16000.00	Other Rel. Srcls	2005	0.1140	Other Rel. Srcls		
2005	16000.00	Other Rel. Srcls	2006	0.1140	Other Rel. Srcls		
2006	16000.00	Other Rel. Srcls	2007	0.1140	Other Rel. Srcls		
2007	16000.00	Other Rel. Srcls	2008	0.1140	Other Rel. Srcls		
2008	16000.00	Other Rel. Srcls					
Override	Expected CEY	NAP CEY Source	Price Override	NAP Market Price	NAP Price Source		
No	16000	Calculated	No	0.1140	Calculated		
SURE CEY			SURE Subsequent Crop CEY				
Year	Yield	Source	Year	Yield	Source		
2004	16000.00	Other Rel. Srcls	2004				
2005	16000.00	Other Rel. Srcls	2005				
2006	16000.00	Other Rel. Srcls	2006	14000.00	NIFA/CSREES		
2007	16000.00	Other Rel. Srcls	2007	14000.00	NIFA/CSREES		
2008	16000.00	Other Rel. Srcls	2008	14000.00	NIFA/CSREES		
Override	Expected CEY	SURE CEY Source	Override	Expected CEY	SURE SubCrop CEY Source		
No	16000	Calculated	No	14000	Calculated		
NAMP	QA:Total	QA:EM	QA:Other				
0.1135	1.0000	1.0000	1.0000				
HMP-Fresh (FH)		HMP-Processed (PR)		HMP-Juice (JU)			
Insurable	NAP Indicator	NAP Pay Crop	NAP Pay Type				
No	Yes	0140	002				
Status	NAP County Approval	NAP State Approval	NAP National Approval	SURE County Approval	SURE State Approval	SURE National Approval	
	No	No	No	No	No	No	
<input type="button" value="Save Changes"/> <input type="button" value="Back"/>							

--\*

777 State Office NCT Process (Continued)

D Modifying a Record (Continued)

After users CLICK “Save Changes”, the Modify Record – Results Page will be displayed with a brief summary of the record that was just modified. If the modifications were replicated to other records within the State, a brief summary of the records will be displayed.

Click either “Main Menu”, the Main Menu will be displayed, or “Back to Search Results”, the Search Records – Results Page will be displayed to select another record to view and modify.

\*--

**Program Year 2010 - Modify Record - Results Page**

- 1 Records Modified -

Status	State	County	Crop	Type	Use	Pract.	Plant. Period	Grad. Price	Crush. District	NAP Approvals		SURE Approvals		
										Nat	State	Nat	State	
	MS	Adams (001)	LETUC (0140)	BIB	FH	N	01			N	N	N	N	<a href="#">View</a>

- Record Modification resulted in updates to the following records: -

Status	State	County	Crop	Type	Use	Pract.	Plant. Period	Grad. Price	Crush. District	NAP Approvals		SURE Approvals		
										Nat	State	Nat	State	
	MS	Adams (001)	LETUC (0140)	BIB	FH	N	02			N	N	N	N	<a href="#">View</a>
	MS	Alcorn (003)	LETUC (0140)	BIB	FH	N	01			N	N	N	N	<a href="#">View</a>
	MS	Alcorn (003)	LETUC (0140)	BIB	FH	N	02			N	N	N	N	<a href="#">View</a>
	MS	Amite (005)	LETUC (0140)	BIB	FH	N	01			N	N	N	N	<a href="#">View</a>
	MS	Amite (005)	LETUC (0140)	BIB	FH	N	02			N	N	N	N	<a href="#">View</a>
	MS	Attala (007)	LETUC (0140)	BIB	FH	N	01			N	N	N	N	<a href="#">View</a>
	MS	Attala (007)	LETUC (0140)	BIB	FH	N	02			N	N	N	N	<a href="#">View</a>
	MS	Benton (009)	LETUC (0140)	BIB	FH	N	01			N	N	N	N	<a href="#">View</a>
	MS	Benton (009)	LETUC (0140)	BIB	FH	N	02			N	N	N	N	<a href="#">View</a>

--\*

777 State Office NCT Process (Continued)

E Viewing a Record for Another State

All eAuthentication users have authority to view records for any State or county in the nation. Users shall follow steps in subparagraph D to search for records and select the record for viewing.

\*--Note: “Modify Record”, “Approve for NAP”, and “Approve for SURE” buttons will not be available if users are viewing records outside their State.

Program Year 2010 - View Record - Summary Page							
State	Crop	Crop Type	Intended Use	Practice	Planting Period	Graduated Price	Crushing District
OR	CHERY 0128	SWT	FH	Irrigated	01		
Counties							
Gilliam (021)							
Unit of Measure	Pounds Per Unit of Measure			Prevented Planting Factor	Unharvested Payment Factor		
Pounds				0.0000	0.6300		
Final Planting Date	Acres Reporting Date	Normal Harvest Date		Application Closing Date			
	06/30/2010	07/25/2010		11/20/2009			
Acres Per Animal Unit				Grazing Days			
				000			
NAP CEY			Year	NAP Price	NAP Price Source		
Year	Yield	Source	2004	0.7350	NASS		
2004			2005	0.9650	NASS		
2005	8000.00	NIFA/CSREES	2006	0.5240	NASS		
2006	14000.00	NIFA/CSREES	2007	0.9460	NASS		
2007	10000.00	NIFA/CSREES	2008	1.3450	NASS		
2008	10000.00	NIFA/CSREES					
Override	Expected CEY	NAP CEY Source	Price Override	NAP Market Price	NAP Price Source		
No	10500.00	Calculated	No	0.8820	State Insured		
SURE CEY			SURE Subsequent Crop CEY				
Year	Yield	Source	Year	Yield	Source		
2004			2004				
2005			2005				
2006			2006				
2007			2007				
2008			2008				
Override	Expected CEY	SURE CEY Source	Override	Expected CEY	SURE SubCrop CEY Source		
No			No				
NAMP	QA:Total		QA:EM	QA:Other			
HMP-Fresh (FH)		HMP-Processed (PR)		HMP-Juice (JU)			
Insurable	NAP Indicator		NAP Pay Crop		NAP Pay Type		
No	Yes		0128		002		
Status	NAP County Approval	NAP State Approval	NAP National Approval	SURE County Approval	SURE State Approval	SURE National Approval	
	No	Yes	No	No	No	No	

--\*

777 State Office NCT Process (Continued)

**F Approving a Record**

\*--Beginning in 2010, the State Office will be responsible for setting 2 approval flags within each NCT record, according to subparagraph 771 F.

Users may approve a single record or multiple records (subparagraph H) for 1 program at a time (NAP or SURE). To approve a single record, users shall locate the record according--\* to subparagraph D to **“Search/Modify Records”**.



777 State Office NCT Process (Continued)

**F Approving a Record**

After users have located and are viewing the record on the View Record – Summary Page, users shall review **all** record information. If the record is complete and accurate, CLICK \*--“Approve for NAP”, or “Approve for SURE”.

**Note:** Users may **not** approve record data for both programs simultaneously.

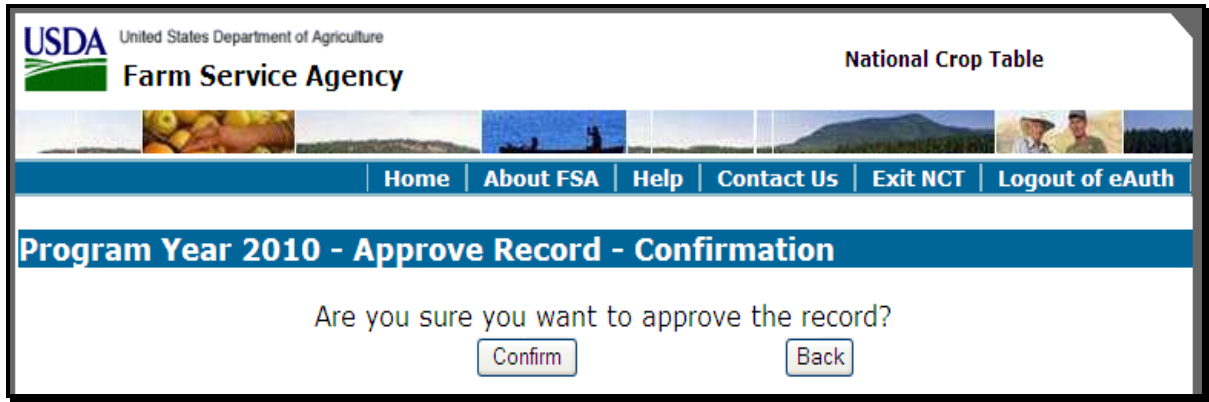
Program Year 2010 - View Record - Summary Page							
State	Crop	Crop Type	Intended Use	Practice	Planting Period	Graduated Price	Crushing District
MS	LETUC 0140	BIB	FH	Non-Irrigated	01		
Counties							
Adams (001)							
Unit of Measure	Pounds Per Unit of Measure		Prevented Planting Factor		Unharvested Payment Factor		
Pounds			0.1500		0.5100		
Final Planting Date	Acreage Reporting Date	Normal Harvest Date		Application Closing Date			
04/30/2010	08/01/2010	07/15/2010		02/01/2010			
		Acres Per Animal Unit	Grazing Days				
		0.0	000				
NAP CEY			Year	NAP Price	NAP Price Source		
Year	Yield	Source	2004	0.1140	Other Rel. Srcls		
2005	16000.00	Other Rel. Srcls	2005	0.1140	Other Rel. Srcls		
2006	16000.00	Other Rel. Srcls	2006	0.1140	Other Rel. Srcls		
2007	16000.00	Other Rel. Srcls	2007	0.1140	Other Rel. Srcls		
2008	16000.00	Other Rel. Srcls	2008	0.1140	Other Rel. Srcls		
Override	Expected CEY	NAP CEY Source	Price Override	NAP Market Price	NAP Price Source		
No	16000.00	Calculated	No	0.1140	Calculated		
SURE CEY			SURE Subsequent Crop CEY				
Year	Yield	Source	Year	Yield	Source		
2004			2004				
2005			2005				
2006			2006				
2007			2007				
2008			2008				
Override	Expected CEY	SURE CEY Source	Override	Expected CEY	SURE SubCrop CEY Source		
No			No				
NAMP		QA:Total	QA:EM	QA:Other			
HMP-Fresh (FH)		HMP-Processed (PR)		HMP-Juice (JU)			
Insurable	NAP Indicator		NAP Pay Crop		NAP Pay Type		
No	Yes		0140		002		
Status	NAP County Approval	NAP State Approval	NAP National Approval	SURE County Approval	SURE State Approval	SURE National Approval	
	No	No	No	No	No	No	

--\*

## 777 State Office NCT Process (Continued)

**F Approving a Record (Continued)**

\*--After users CLICK “**Approve for (program)**”, the Approve Record - Confirmation Screen will be displayed.



--\*

Click either of the following:

- “**Confirm**” to approve the record, the Approve Record – Results Page will be displayed
- “**Back**” to cancel and return to the View Record – Summary Page.

777 State Office NCT Process (Continued)

F Approving a Record (Continued)

If users CLICK “Confirm”, the Approve Record – Results Page will be displayed, notifying \*-users that the record was approved. Note that the “State Approval” flag for the selected program has been set to “Y”.

The screenshot shows the USDA National Crop Table interface. At the top, it says 'USDA United States Department of Agriculture Farm Service Agency National Crop Table'. Below this is a navigation bar with links: Home, About FSA, Help, Contact Us, Exit NCT, and Logout of eAuth. The main heading is 'Program Year 2010 - Approve Record - Results Page'. Below the heading, it states '- 1 Records Approved -'. A table displays the record details:

Status	State	County	Crop	Type	Use	Pract.	Plant. Period	Grad. Price	Crush. District	NAP Approvals		SURE Approvals		View
										Nat	State	Nat	State	
	MS	Adams (001)	LETUC (0140)	BIB	FH	N	01			N	Y	N	N	<a href="#">View</a>

At the bottom of the page, there are two buttons: 'Main Menu' and 'Back To Search Results'.

--\*

Click either of the following:

- “Main Menu”, the Main Menu will be displayed
- “Back to Search Results”, the Search Records – Results Page will be displayed to select another record to view and modify.

\*--Notes: Users have the option to “Create and Approve for (program)” in 1 step (subparagraph B) as the final step in adding a new record, provided all required data for that program is entered.--\*

DAFP establishes the price for grazing records according to subparagraph 503 C. Users may approve grazing records before DAFP establishes the price.

777 State Office NCT Process (Continued)

**G Mass Update Records**

To update any crop data for multiple records at 1 time, from the Main Menu, CLICK “**Mass Update Records**”.

The Mass Update Record – Search Page will be displayed. Users can query data for the records they want to update and CLICK “**Search**”.

\*--

The screenshot shows the 'Program Year 2010 - Mass Update Records - Search Page' interface. On the left is a 'NCT Menu' sidebar with the following items: NCT Main Menu, Program Year 2010, Main Menu, Add New Record(s), Search/Modify Records, Mass Update Records, Mass Approve Records, and Reports. The main area contains the following search criteria:

- State: Mississippi
- County: [Dropdown]
- Crop: LETTUCE (0140)
- Crop Type: BIB
- Intended Use: FH
- Practice: Non-Irrigated
- Planting Period: 01
- Graduated Price: [Dropdown]
- Crushing District: [Dropdown]
- NAP Pay Crop: [Dropdown]
- NAP Pay Type: [Dropdown]

At the bottom right, there are three buttons: Search, Clear, and Main Menu.

**Note:** In addition to location and crop criteria, users are able to search by NAP Pay Crop and Pay Type, as well as NAP and SURE Approval statuses, at the County, State or National level. These detailed queries will enable the user to find the specific records needed.--\*

777 State Office NCT Process (Continued)

G Mass Update Records (Continued)

After users CLICK “Search”, the Mass Update Records – Results Page will be displayed with all records matching the search criteria.

Users shall select the records to be updated by clicking a checkmark next to the applicable records. Clicking:

- “Select All” will display a checkmark next to all available records
- “Clear All” will clear the checkmark from all selected records.

After users select the records to be updated, CLICK “Update Selected Records”.

\*--

Program Year 2010 - Mass Update Records - Results Page																
		Main Menu		Create New Search		Update Selected Records										
- 82 Records Found -																
		Select All		Clear All												
	Status	State	County	Crop	Type	Use	Pract.	Plant. Period	Grad. Price	Crush. District	NAP Approvals		SURE Approvals		View	
											Nat	State	Nat	State		
<input type="checkbox"/>		MS	Adams (001)	LETUC (0140)	BIB	FH	N	01				N	Y	N	N	<a href="#">View</a>
<input type="checkbox"/>		MS	Alcorn (003)	LETUC (0140)	BIB	FH	N	01				N	N	N	N	<a href="#">View</a>
<input checked="" type="checkbox"/>		MS	Amite (005)	LETUC (0140)	BIB	FH	N	01				N	N	N	N	<a href="#">View</a>
<input checked="" type="checkbox"/>		MS	Attala (007)	LETUC (0140)	BIB	FH	N	01				N	N	N	N	<a href="#">View</a>
<input type="checkbox"/>		MS	Benton (009)	LETUC (0140)	BIB	FH	N	01				N	N	N	N	<a href="#">View</a>
<input checked="" type="checkbox"/>		MS	Bolivar (011)	LETUC (0140)	BIB	FH	N	01				N	N	N	N	<a href="#">View</a>
<input type="checkbox"/>		MS	Calhoun (013)	LETUC (0140)	BIB	FH	N	01				N	N	N	N	<a href="#">View</a>
<input type="checkbox"/>		MS	Carroll (015)	LETUC (0140)	BIB	FH	N	01				N	N	N	N	<a href="#">View</a>
<input checked="" type="checkbox"/>		MS	Chickasaw (017)	LETUC (0140)	BIB	FH	N	01				N	N	N	N	<a href="#">View</a>
<input type="checkbox"/>		MS	Choctaw (019)	LETUC (0140)	BIB	FH	N	01				N	N	N	N	<a href="#">View</a>
<input checked="" type="checkbox"/>		MS	Claiborne (021)	LETUC (0140)	BIB	FH	N	01				N	N	N	N	<a href="#">View</a>

--\*

After users CLICK “Update Selected Records”, the Mass Update Records – Select Fields Page will be displayed. Click the checkboxes next to the fields to be updated.

777 State Office NCT Process (Continued)

G Mass Update Records (Continued)

Users shall select the fields to be updated by clicking a checkmark next to the applicable fields. Clicking:

- “Select All” will display a checkmark next to all available fields
- “Clear All” will clear the checkmark from all selected fields.

After users select the fields to be updated, CLICK “Next”.

\*--

Program Year 2010 - Mass Update Records - Select Fields Page							
State	Crop	Crop Type	Intended Use	Practice	Planting Period	Graduated Price	Crushing District
MS	LETUC 0140	BIB	FH	Non-Irrigated	01		

Status	County	NAP Approvals		SURE Approvals	
		Nat	State	Nat	State
	Amite (005)	N	N	N	N
	Attala (007)	N	N	N	N
	Bolivar (011)	N	N	N	N
	Chickasaw (017)	N	N	N	N
	Claiborne (021)	N	N	N	N

	Field
<input type="checkbox"/>	Dates
<input type="checkbox"/>	NAP CEY Override
<input type="checkbox"/>	2004 NAP Historical CEY
<input type="checkbox"/>	2005 NAP Historical CEY
<input type="checkbox"/>	2006 NAP Historical CEY
<input type="checkbox"/>	2007 NAP Historical CEY
<input checked="" type="checkbox"/>	2008 NAP Historical CEY
<input type="checkbox"/>	SURE CEY Override
<input type="checkbox"/>	2004 SURE Historical CEY
<input type="checkbox"/>	2005 SURE Historical CEY
<input type="checkbox"/>	2006 SURE Historical CEY
<input type="checkbox"/>	2007 SURE Historical CEY
<input checked="" type="checkbox"/>	2008 SURE Historical CEY
<input type="checkbox"/>	SubCrop CEY Override
<input type="checkbox"/>	2004 SubCrop Historical CEY
<input type="checkbox"/>	2005 SubCrop Historical CEY
<input type="checkbox"/>	2006 SubCrop Historical CEY
<input type="checkbox"/>	2007 SubCrop Historical CEY
<input checked="" type="checkbox"/>	2008 SubCrop Historical CEY
<input checked="" type="checkbox"/>	SURE Factors and Adjustments

Select All
Clear All

Next
Back

--\*

777 State Office NCT Process (Continued)

G Mass Update Records (Continued)

After users CLICK “Next”, the Mass Update Records – Record Details Page will be displayed and include only the data fields selected on the Mass Update Records – Select Fields Page.--\*

Users shall edit the data, as necessary, and CLICK “Next” or “Back” to cancel and return to the Mass Update Records – Select Fields Page.

\*--

Program Year 2010 - Mass Update Records - Record Details Page							
State	Crop	Crop Type	Intended Use	Practice	Planting Period	Graduated Price	Crushing District
MS	LETUC 0140	BIB	FH	Non-Irrigated	01		

Status	County	NAP Approvals		SURE Approvals	
		Nat	State	Nat	State
	Amite (005)	N	N	N	N
	Attala (007)	N	N	N	N
	Bolivar (011)	N	N	N	N
	Chickasaw (017)	N	N	N	N
	Claiborne (021)	N	N	N	N

NAP CEY		
Year	Yield	NAP CEY Source
2008	16500	NASS

SURE CEY			SURE Subsequent Crop CEY		
<input type="checkbox"/> Copy from NAP CEY					
Year	Yield	Source	Year	Yield	Source
2008	16500	NASS	2008	14200	NASS

NAMP	QA: Total	QA: Excessive Moisture	QA: Other
0.1135	0.9500	1.0000	1.0000

HMP - Fresh (FH)	HMP - Processed (PR)	HMP - Juice (JU)

Next Back

**Note:** Any data entered through “Mass Update Records” will update the new, revised, or existing data displayed on this screen to **all** selected records.--\*

777 State Office NCT Process (Continued)

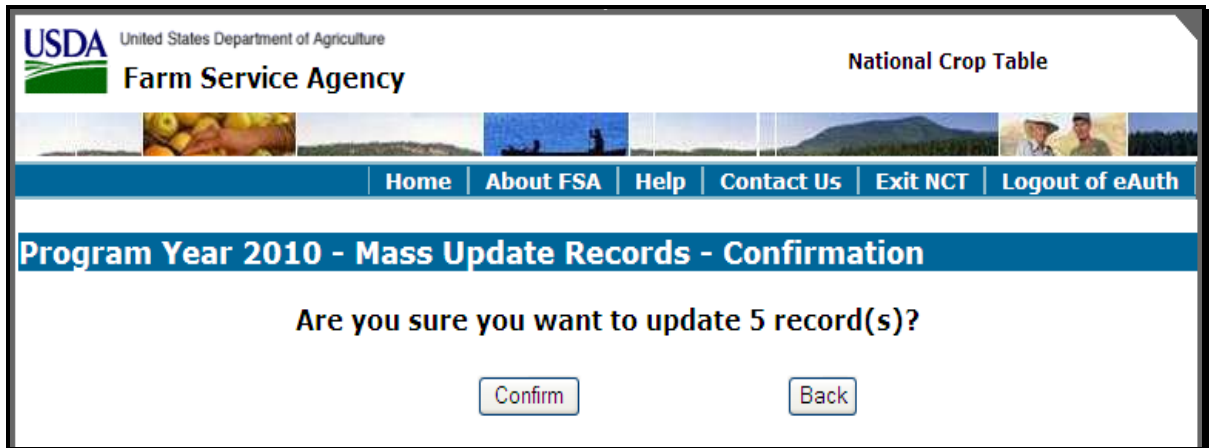
G Mass Update Records (Continued)

After users CLICK “Next”, the Mass Update Records – Confirmation Screen will be displayed.

Click either of the following:

- “Confirm” to confirm the updates
- “Back” to cancel and return to the Mass Update Records – Record Details Page.

\*--



--\*



777 State Office NCT Process (Continued)

G Mass Update Records (Continued)

After users CLICK “Confirm”, the Mass Update Records – Results Page will be displayed, notifying users of the updated records.

\*--

Program Year 2010 - Mass Update Records - Results Page														
- 5 Records Updated -														
Status	State	County	Crop	Type	Use	Pract.	Plant. Period	Grad. Price	Crush. District	NAP Approvals		SURE Approvals		<a href="#">View</a>
										Nat	State	Nat	State	
	MS	Amite (005)	LETUC (0140)	BIB	FH	N	01			N	N	N	N	<a href="#">View</a>
	MS	Attala (007)	LETUC (0140)	BIB	FH	N	01			N	N	N	N	<a href="#">View</a>
	MS	Bolivar (011)	LETUC (0140)	BIB	FH	N	01			N	N	N	N	<a href="#">View</a>
	MS	Chickasaw (017)	LETUC (0140)	BIB	FH	N	01			N	N	N	N	<a href="#">View</a>
	MS	Claiborne (021)	LETUC (0140)	BIB	FH	N	01			N	N	N	N	<a href="#">View</a>

--\*

Click either of the following:

- “Main Menu” to return to the Main Menu
- “Update Additional Fields” to return to the Mass Update Records - Select Fields Page to select additional fields to update for the currently selected records.

**Note:** If users CLICK “Update Additional Fields”, the selected fields will update new, revised, or existing data for **all** selected records. If additional updates are required for some, but **not all** of the previously selected records, a new search should be done to identify the records to be updated.

777 State Office NCT Process (Continued)

H Mass Approve Records

\*--Users have the option to approve multiple crop records at 1 time for 1 program. From the Main Menu, CLICK “Mass Approve Records”. The “Y”, “County Approval” flag is not required for mass approvals. To mass approve crop records, users shall select the crop, type, graduated price, and intended use, if applicable, and ensure that:

- crop records have all required historical yield and prices, as applicable--\*

**Note:** Crops with intended use of grazing and value loss crops, except nursery, do not have historical yields.

- if historic data was entered in any previous years, historic data for all subsequent years is required.

\* \* \*

The following Mass Approve Record – Search Page will be displayed and users shall search for the records to be approved.

\*--

**Note:** In addition to location and crop criteria, users are able to search by NAP Pay Crop and Pay Type, at the county, State or National level. These detailed queries will enable the user to find the specific records needed.--\*

777 State Office NCT Process (Continued)

H Mass Approve Records (Continued)

After users select the search criteria and CLICK “Search”, the following Mass Approve Records – Results Page will be displayed with all records matching the search criteria. Users shall select the records to be approved by clicking a checkmark next to the applicable records. Clicking:

- “Select All” will display a checkmark next to all available records
- “Clear All” will clear the checkmark from all selected records.

After users select the records to be approved, CLICK “Approve Selected Records”.

\*--

Program Year 2010 - Mass Approve Records - Results Page																	
<input type="button" value="Main Menu"/>		<input type="button" value="Create New Search"/>		<input type="button" value="Approve Selected Records"/>													
- 82 Records Found -																	
<input type="button" value="Select All"/>		<input type="button" value="Select All NAP"/>		<input type="button" value="Select All SURE"/>		<input type="button" value="Clear All"/>											
NAP	SURE	Status	State	County	Crop	Type	Use	Pract.	Plant. Period	Grad. Price	Crush. District	NAP Approvals		SURE Approvals		View	
												Nat	State	Nat	State		
<input type="checkbox"/>	<input checked="" type="checkbox"/>		MS	Adams (001)	WATRM (0757)	SUG	FH	N	01				N	N	N	N	<a href="#">View</a>
<input type="checkbox"/>	<input checked="" type="checkbox"/>		MS	Alcorn (003)	WATRM (0757)	SUG	FH	N	01				N	N	N	N	<a href="#">View</a>
<input type="checkbox"/>	<input checked="" type="checkbox"/>		MS	Amite (005)	WATRM (0757)	SUG	FH	N	01				N	N	N	N	<a href="#">View</a>
<input type="checkbox"/>	<input checked="" type="checkbox"/>		MS	Attala (007)	WATRM (0757)	SUG	FH	N	01				N	N	N	N	<a href="#">View</a>
<input type="checkbox"/>	<input checked="" type="checkbox"/>		MS	Benton (009)	WATRM (0757)	SUG	FH	N	01				N	N	N	N	<a href="#">View</a>
<input type="checkbox"/>	<input checked="" type="checkbox"/>		MS	Bolivar (011)	WATRM (0757)	SUG	FH	N	01				N	N	N	N	<a href="#">View</a>
<input type="checkbox"/>	<input checked="" type="checkbox"/>		MS	Calhoun (013)	WATRM (0757)	SUG	FH	N	01				N	N	N	N	<a href="#">View</a>
<input type="checkbox"/>	<input checked="" type="checkbox"/>		MS	Carroll (015)	WATRM (0757)	SUG	FH	N	01				N	N	N	N	<a href="#">View</a>
<input type="checkbox"/>	<input type="checkbox"/>		MS	Chickasaw	WATRM												

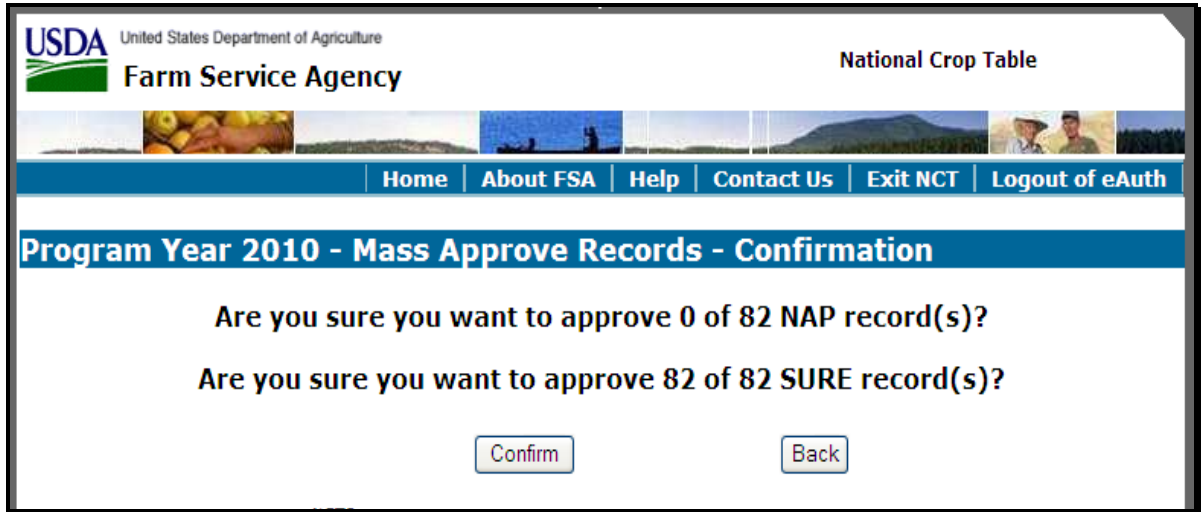
--\*

777 State Office NCT Process (Continued)

H Mass Approve Records (Continued)

After users CLICK “Approve Selected Records”, the Mass Approve Records – Confirmation page will be displayed. Click either “Confirm” or “Back” to return to the Mass Approve Records – Results Page.

\*--



--\*

If users CLICK “Confirm”, the Mass Approve Records – Results Page will be displayed notifying users of the approved records. Note that the “State Approval” flag has been set to \*--“Y” for all 82 records. CLICK “Main Menu” to return to the Main Menu.

Status	State	County	Crop	Type	Use	Pract.	Plant. Period	Grad. Price	Crush. District	NAP Approvals		SURE Approvals		View
										Nat	State	Nat	State	
	MS	Adams (001)	WATRM (0757)	SUG	FH	N	01			N	Y	N	Y	<a href="#">View</a>
	MS	Alcorn (003)	WATRM (0757)	SUG	FH	N	01			N	Y	N	Y	<a href="#">View</a>
	MS	Amite (005)	WATRM (0757)	SUG	FH	N	01			N	Y	N	Y	<a href="#">View</a>
	MS	Attala (007)	WATRM (0757)	SUG	FH	N	01			N	Y	N	Y	<a href="#">View</a>
	MS	Benton (009)	WATRM (0757)	SUG	FH	N	01			N	Y	N	Y	<a href="#">View</a>
	MS	Bolivar (011)	WATRM (0757)	SUG	FH	N	01			N	Y	N	Y	<a href="#">View</a>
	MS	Calhoun (013)	WATRM (0757)	SUG	FH	N	01			N	Y	N	Y	<a href="#">View</a>

--\*

**Note:** If some of the selected records **cannot** be approved, the Mass Approve Records – Results Page will reflect not only the “Records Approved”, but will also identify which “Records Failed Approval” with the reasons for failure.

778 National Office Crop Table Process

A Resetting Approval Flags

State and/or National approval of a crop record will trigger a download of county and State approved crop records to County Offices. The National Office **must** reset any record previously approved by the State when the State Office requires a change or modification to the crop record that **must** be downloaded to the County Office.

Users will have the option to individually reset “State Approval” flags or mass reset State and National approval flags to allow State Offices to make changes.

From the Main Menu, CLICK “**Mass Approval Reset**”.

**Note:** “**Mass Approval Reset**” will be displayed at the National level **only**.

\*--



--\*

778 National Office Crop Table Process (Continued)

A Resetting Approval Flags (Continued)

After users CLICK “Mass Approval Reset” the Mass Reset Records – Search Page will be displayed. Users can query data for the records they want to mass reset and CLICK “Search”.

\*--

The screenshot shows a web application interface for searching records. On the left is a vertical menu with the following items: NCT Menu, NCT Main Menu, Program Year 2010 (highlighted), Main Menu, Add New Record(s), Search/Modify Records, Mass Update Records, Mass Approve Records, Mass Approval Reset Reports. The main area is titled 'Program Year 2010 - Mass Reset Records - Search Page'. It contains the following fields: State: Delaware; County: (empty); Crop: CANTALOUPE (0759); Crop Type: (empty); Intended Use: FH; Practice: (empty); Planting Period: (empty); Graduated Price: (empty); Crushing District: (empty); NAP Pay Crop: (empty); NAP Pay Type: (empty). At the bottom right are three buttons: Search, Clear, and Main Menu.

--\*

\*\*\*

778 National Office Crop Table Process (Continued)

**A Resetting Approval Flags (Continued)**

After users CLICK “Search”, the Mass Reset Records – Results Page will be displayed with \*-all records matching the search criteria. Users shall select the records to be reset by clicking a checkmark next to the records to be reset. Click:

- “Select All NAP” and a checkmark will be displayed next to all available records for NAP
- “Select all SURE” and a checkmark will be displayed next to all available records for SURE--\*
- “Clear All” and the checkmark will be cleared from all selected records.

After users have selected the records to be reset, CLICK “Reset Selected Records”.

\*--

Program Year 2010 - Mass Reset Records - Results Page																				
- 4 Records Found -																				
NAP	SURE	Status	State	County	Crop	Type	Use	Pract.	Plant.	Period	Grad.	Price	Crush.	District	NAP Approvals		SURE Approvals		View	
															Nat	State	Nat	State		
<input checked="" type="checkbox"/>	<input type="checkbox"/>		DE	Kent (001)	CANTL (0759)		FH	I	01							Y	N	N	N	<a href="#">View</a>
<input checked="" type="checkbox"/>	<input type="checkbox"/>		DE	Kent (001)	CANTL (0759)		FH	N	01							Y	N	N	N	<a href="#">View</a>
<input checked="" type="checkbox"/>	<input type="checkbox"/>		DE	Sussex (005)	CANTL (0759)		FH	I	01							Y	N	N	N	<a href="#">View</a>
<input checked="" type="checkbox"/>	<input type="checkbox"/>		DE	Sussex (005)	CANTL (0759)		FH	N	01							Y	N	N	N	<a href="#">View</a>

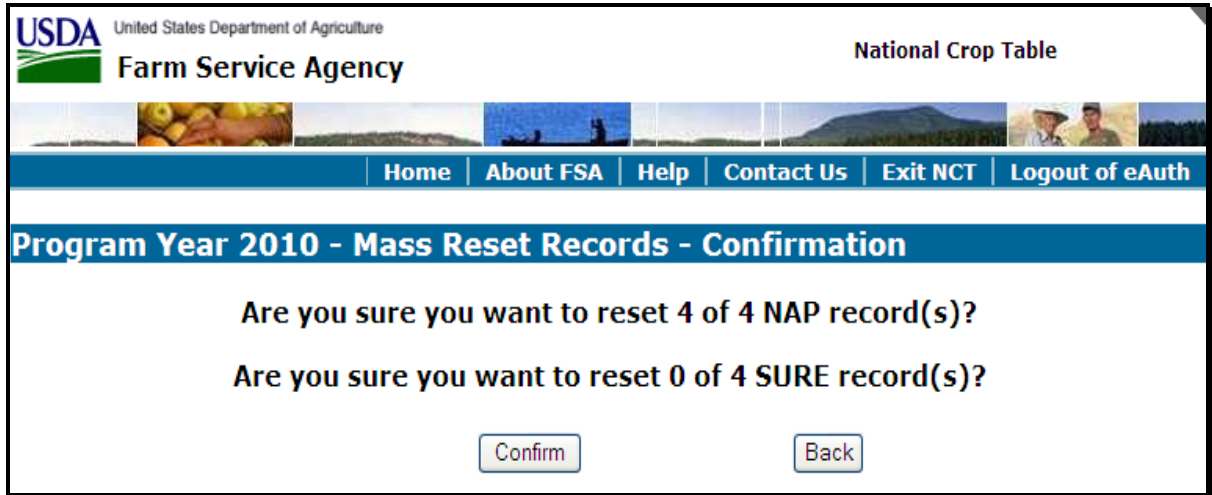
--\*

778 National Office Crop Table Process (Continued)

A Resetting Approval Flags (Continued)

After users CLICK “Reset Selected Records”, the Mass Reset Records - Confirmation page will be displayed. Click either “Confirm” or “Back” to return to the Mass Reset Records – Results Page.

\*--



--\*



778 National Office Crop Table Process (Continued)

A Resetting Approval Flags (Continued)

If users CLICK “Confirm”, the Mass Reset Records – Results Page will be displayed, notifying users of the reset records. Note that the “State Approval” flag has been reset to “N” for all 31 records.

CLICK “Main Menu” to return to the Main Menu.

\*--

Program Year 2010 - Mass Reset Records - Results Page															
- 4 Records Reset -															
Status	State	County	Crop	Type	Use	Pract.	Plant. Period	Grad. Price	Crush. District	NAP Approvals		SURE Approvals		View	
										Nat	State	Nat	State		
	DE	Kent (001)	CANTL (0759)		FH	I	01				N	N	N	N	<a href="#">View</a>
	DE	Kent (001)	CANTL (0759)		FH	N	01				N	N	N	N	<a href="#">View</a>
	DE	Sussex (005)	CANTL (0759)		FH	I	01				N	N	N	N	<a href="#">View</a>
	DE	Sussex (005)	CANTL (0759)		FH	N	01				N	N	N	N	<a href="#">View</a>

--\*

Only National Office users can delete a record. To delete a crop record, users shall locate the record using “Search/Modify Record(s)” according to paragraph 777 D

778 National Office Crop Table Process (Continued)

**B Deleting a Record**

After locating the record, and reviewing it on the View Record – Summary Page, CLICK “Delete Record”.

**Note:** Before a National Office user deletes a record, State Office users **must** ensure that an application for coverage has **not** been taken for the crop, type, and intended use.

\*..

Program Year 2010 - View Record - Summary Page							
State	Crop	Crop Type	Intended Use	Practice	Planting Period	Graduated Price	Crushing District
MD	PEPRS 0083	GRN	FH	Irrigated	01		
Counties							
Allegany (001)							
Unit of Measure	Pounds Per Unit of Measure		Prevented Planting Factor	Unharvested Payment Factor			
Hundredweight			0.2000	0.5500			
Final Planting Date	Acres Reporting Date	Normal Harvest Date	Application Closing Date				
06/10/2010	07/15/2010	11/15/2010	03/15/2010				
	Acres Per Animal Unit	Grazing Days					
NAP CEY			Year	NAP Price	NAP Price Source		
Year	Yield	Source					
2004	292.00	NASS	2004	25.0000	Other State		
2005	286.00	NASS	2005	24.7000	Other State		
2006	325.00	NASS	2006	29.5000	NASS		
2007	330.00	NASS	2007	31.0000	NASS		
2008	396.00	NASS	2008	45.6000	Other Rel. Srce		
Override	Expected CEY	NAP CEY Source	Price Override	NAP Market Price	NAP Price Source		
No	315.67	Calculated	No	28.5000	Calculated		
SURE CEY			SURE Subsequent Crop CEY				
Year	Yield	Source	Year	Yield	Source		
2004			2004				
2005			2005				
2006			2006				
2007			2007				
2008			2008				
Override	Expected CEY	SURE CEY Source	Override	Expected CEY	SURE SubCrop CEY Source		
No			No				
NAMP	QA:Total	QA:EM	QA:Other				
HMP-Fresh (FH)		HMP-Processed (PR)			HMP-Juice (JU)		
Insurable	NAP Indicator	NAP Pay Crop		NAP Pay Type			
No	Yes	0083		005			
Status	NAP County Approval	NAP State Approval	NAP National Approval	SURE County Approval	SURE State Approval	SURE National Approval	
	No	No	No	No	No	No	

..\*

778 National Office Crop Table Process (Continued)

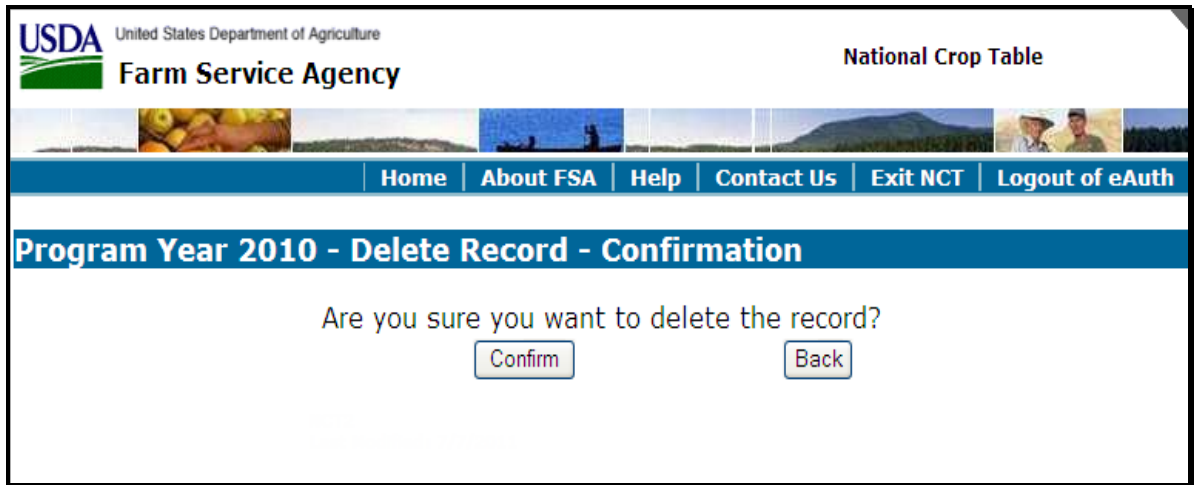
**B Deleting a Record (Continued)**

After users CLICK “Delete Record”, the Delete Record – Confirmation Screen will be displayed.

Click either of the following:

- “Confirm”
- “Back” to return to the View Record – Summary Page.

\*--



--\*

778 National Office Crop Table Process (Continued)

**B Deleting a Record (Continued)**

If users CLICK “**Confirm**”, the Delete Record – Results Page will be displayed, notifying users of the deleted record. Note that the Status code is now “**D**” for deleted.

Click either of the following:

- “**Main Menu**” to return to the Main Menu
- “**Back to Search Results**” to search for additional records to delete.

\*--

Program Year 2010 - Delete Record - Results Page															
- 1 Records Deleted -															
Status	State	County	Crop	Type	Use	Pract.	Plant. Period	Grad. Price	Crush. District	NAP Approvals		SURE Approvals		View	
										Nat	State	Nat	State		
D	MD	Allegany (001)	PEPRS (0083)	GRN	FH	I	01				N	N	N	N	<a href="#">View</a>

--\*

779 NCT Information

A Entering Crop Data

Use the following table when entering crop data information.

Drop-Down Box Title	Action
State	Click drop-down box and select the State.
County	Click drop-down box and select the county. The county code will also be displayed for reference.
Crop	Click drop-down box and select the crop. The 4-digit numeric crop code will also be displayed for reference (2-CP, Exhibit 10.5).
Crop Type	Click drop-down box and select the 3-alpha character crop type abbreviation (see 2-CP, Exhibit 10.5 for crop types. If a crop type is <b>not</b> provided in 2-CP, Exhibit 10.5, leave the field blank).
Intended Use	Click drop-down box and select the 2-alpha character intended use (see 2-CP, Exhibit 11 for intended uses. If an intended use is <b>not</b> provided for that crop, leave the field blank).
Graduated Price	<p>Click drop-down box and select the price code as follows.</p> <p>Enter for value loss crops and California processed grapes, with the <b>exception</b> of the following:</p> <ul style="list-style-type: none"> <li>• finfish - Tropical, Haplochromine, Lamprologuine, Mbuna Chichlid, and Tanganyika</li> <li>• floriculture flowers - all types, except seed</li> <li>• grass - all types, intended use of sod</li> <li>• mushrooms - common and shiitake</li> <li>•*--nursery - container and field grown (ornamental and nonornamental)--*</li> <li>• crops with the intended use of rootstock (RS) or sets (SE)</li> </ul>

\*--779 NCT Information (Continued)

A Entering Crop Data (Continued)

Drop-Down Box Title	Action																													
Graduated Price (Cntd)	The graduated price crops and codes are as follows.																													
	<p><b><u>Christmas Trees - 7321</u></b> (Age of Growth of Trees)</p> <table border="0"> <thead> <tr> <th><u>Codes</u></th> <th><u>Years</u></th> </tr> </thead> <tbody> <tr><td>SED</td><td>Seedling</td></tr> <tr><td>001</td><td>1 year</td></tr> <tr><td>002</td><td>2 years</td></tr> <tr><td>003</td><td>3 years</td></tr> <tr><td>004</td><td>4 years</td></tr> <tr><td>005</td><td>5 years</td></tr> <tr><td>006</td><td>6 years</td></tr> <tr><td>007</td><td>7 years</td></tr> <tr><td>008</td><td>8 years</td></tr> <tr><td>009</td><td>9 years</td></tr> <tr><td>010</td><td>10 years</td></tr> <tr><td>011</td><td>11 years</td></tr> <tr><td>012</td><td>12 years</td></tr> </tbody> </table> <p><b><u>Mollusk - 3001</u></b> (Size in Millimeters)</p> <p><b><u>Codes</u></b></p> <p>000 - .1 mm to less than 1 mm            001 - Greater than or equal to 1, but less than 2            002 - Greater than or equal to 2, but less than 4            004 - Greater than or equal to 4, but less than 8            008 - Greater than or equal to 8, but less than 10            010 - Greater than or equal to 10, but less than 12            012 - Greater than or equal to 12, but less than 20            020 - Greater than or equal to 20, but less than 22            022 - Greater than or equal to 22, but less than 28            028 - Greater than or equal to 28, but less than 30            030 - Greater than or equal to 30</p>	<u>Codes</u>	<u>Years</u>	SED	Seedling	001	1 year	002	2 years	003	3 years	004	4 years	005	5 years	006	6 years	007	7 years	008	8 years	009	9 years	010	10 years	011	11 years	012	12 years	<p><b><u>Finfish - 3000</u></b></p> <p><b><u>Codes</u></b></p> <p>FIN - Fingerlings            BRO - Broodfish            FRY - Fry            FOF - Food Fish</p> <p>009 - 9 inch fish            012 - 12 inch fish            015 - 15 inch fish</p> <p><b><u>Crustacean - 3002</u></b></p> <p><b><u>Codes</u></b></p> <p>SMA - Small            MED - Medium            LAR - Large</p> <p><b><u>Ginseng - 0089</u></b> (Root Age)</p> <p><b><u>Codes</u></b></p> <p>001 - 1 year            002 - 2 years            003 - 3 years            004 - 4 years            005 - 5 years            006 - 6 years</p>
<u>Codes</u>	<u>Years</u>																													
SED	Seedling																													
001	1 year																													
002	2 years																													
003	3 years																													
004	4 years																													
005	5 years																													
006	6 years																													
007	7 years																													
008	8 years																													
009	9 years																													
010	10 years																													
011	11 years																													
012	12 years																													
	The State Office user will enter the graduated price <b>code</b> and will use the price <b>code</b> to establish and enter a <b>price</b> for the size, age, or stage of a crop.																													
	<b>Note:</b> See 2-CP, Exhibit 10.5 for types of crops.																													

--\*

\*--779 NCT Information (Continued)

A Entering Crop Data (Continued)

Drop-Down Box Title	Action		
Crushing District	Enter crushing districts in <b>California</b> for processed grapes, crop code 0053.  <b>Note:</b> The Crushing District Code was entered into the Graduated Price Code field for crop years 2008 and prior. In 2009 and subsequent years, Crushing District has its own entry field and shall <b>not</b> be entered into the Graduated Price Code field.		
	<b>County Code</b>	<b>District</b>	<b>Crushing District</b>
	045	1	001
	033	2	002
	041, 097	3	003
	055	4	004
	095	5	005
	001, 013, 075, 081, 085	6	006
	053, 069, 087	7	007
	079, 083, 111	8	008
	007, 011, 015, 021, 023, 035, 049, 063, 067, 089, 091, 093, 101, 103, 105, 113, 115,	9	009
	005, 009, 017, 043, 057, 061, 109	10	010
	067, 077	11	011
	047, 077, 099	12	012
	003, 019, 027, 031, 039, 051, 107	13	013
	029, 031, 107	14	014
	037, 071	15	015
	025, 059, 065, 073	16	016
	067, 113	17	017

--\*

\*--779 NCT Information (Continued)

A Entering Crop Data (Continued)

Drop-Down Box Title	Action
Practice	<p>Click drop-down box and select irrigated or nonirrigated.</p> <p><b>Note:</b> An entry is <b>not</b> required for value loss crops.</p>
Planting Period	<p>An entry of “01” will be defaulted for value loss crops, honey, and all crops in the Tropical Regions except those with intended use of grazing (GZ). Enter the planting periods 01 through 12. For crops with an intended use of grazing with different carrying capacities, enter “01”, “02”, “21”, “22”, “31”, “32”, “41”, “42”, “51”, “52”, “61”, “62”, “71”, “72”, “81”, “82”, “91”, or “92”. To accommodate small grain with different carrying capacities, for:</p> <ul style="list-style-type: none"> <li>• full season, ENTER “01”</li> <li>• fall/winter season, ENTER “21”</li> <li>• spring season, ENTER “31”</li> <li>• forage designated as warm and cool season, see the following examples.</li> </ul> <p><b>Example 1:</b> Cool season:</p> <ul style="list-style-type: none"> <li>• carrying capacity = 3 - (planting period = 01)</li> <li>• carrying capacity = 5 - (planting period = 21)</li> <li>• carrying capacity = 10 - (planting period = 31).</li> </ul> <p><b>Example 2:</b> Warm season:</p> <ul style="list-style-type: none"> <li>• carrying capacity = 3 - (planting period = 02)</li> <li>• carrying capacity = 5 - (planting period = 22)</li> <li>• carrying capacity = 10 - (planting period = 32).</li> </ul>
Unit of Measure	<p>Enter the unit of measure, with the <b>exception</b> of the following:</p> <ul style="list-style-type: none"> <li>• finfish - Tropical, Haplochromine, Lamprologuine, Mbuna Chichlid, and Tanganyika</li> <li>• floriculture flowers - all types and intended uses, except seed</li> <li>• mushrooms - common and shiitake</li> <li>• nursery - container and field grown</li> <li>• crops with the intended use of rootstock (RS) or sets (SE).</li> </ul> <p><b>Notes:</b> National and State Office entry <b>only</b>.</p> <p>The unit of measure should be the same as the historical data. If the unit of measure is changed, the system will <b>not</b> convert the historical years; therefore, 30 cwt. may become 30 lbs. If the unit of measure is changed, historical data <b>must</b> be manually updated. For 2005 and subsequent years, an entry of zero or higher will be a valid entry if the unit of measure is “bunches”.</p>

--\*



\*--779 NCT Information (Continued)

A Entering Crop Data (Continued)

Drop-Down Box Title	Action																				
Pounds Per Unit of Measure	When adding barrel, box, bunches, carton, container, crate, or lug as a unit of measure for a record, the number of pounds for the unit of measure <b>must</b> be updated.																				
Prevented Planting Factor	<p>An entry of “<b>0.0000</b>” will be defaulted. Enter the prevented planting factor (decimal point first), for instance, “.10”. The prevented planting factor <b>must</b> be the same factor within the State by crop code, type abbreviation, and intended use. The prevented planting factor can be no greater than the unharvested payment factor. If a prevented planting factor greater than zero is entered, there <b>must</b> be an entry in the “final planting date” field.</p> <p><b>Notes:</b> National and State Office entry <b>only</b>.</p> <p>Required entry except for value loss crops and all crops in Tropical Regions.</p>																				
Unharvested Payment Factor	<p>Enter the unharvested factor (decimal point first), for instance, “.30”. The unharvested factor <b>must</b> be the same factor within the State by crop code, type, and intended use.</p> <p><b>Note:</b> National and State Office entry <b>only</b>.</p>																				
Acres Per Animal Unit	<p>Enter the carrying capacity for <b>forage crops with the intended use of grazing</b>.</p> <p><b>Note:</b> To accommodate multiple carrying capacities according to paragraph 107.5, see instructions for the Planting Period entry.</p> <p><b>Examples:</b></p> <table border="0" data-bbox="625 1140 1398 1304"> <tr> <td>Alfalfa</td> <td>Grass</td> <td>Mixed Forage</td> <td>Sorghum</td> </tr> <tr> <td>Barley</td> <td>Kochia</td> <td>Oats</td> <td>Speltz</td> </tr> <tr> <td>Birdsfoot</td> <td>Kohlrabi</td> <td>Perennial Peanuts</td> <td>Triticale</td> </tr> <tr> <td>Clover</td> <td>Lespedeza</td> <td>Rye</td> <td>Vetch</td> </tr> <tr> <td>Corn</td> <td>Millet</td> <td>Sorghum, Forage</td> <td>Wheat</td> </tr> </table>	Alfalfa	Grass	Mixed Forage	Sorghum	Barley	Kochia	Oats	Speltz	Birdsfoot	Kohlrabi	Perennial Peanuts	Triticale	Clover	Lespedeza	Rye	Vetch	Corn	Millet	Sorghum, Forage	Wheat
Alfalfa	Grass	Mixed Forage	Sorghum																		
Barley	Kochia	Oats	Speltz																		
Birdsfoot	Kohlrabi	Perennial Peanuts	Triticale																		
Clover	Lespedeza	Rye	Vetch																		
Corn	Millet	Sorghum, Forage	Wheat																		
Grazing Days	<p>Enter the number of days in a grazing period for each <b>forage crop with the intended use of grazing</b>. Must <b>not</b> exceed 365 days.</p> <p><b>Note:</b> To accommodate multiple carrying capacities according to paragraph 107.5, see instructions for the Planting Period entry.</p>																				
Final Planting Date	<p>Enter the final planting date for annual crops. Must be <b>before</b> normal harvest date, <b>after</b> the application closing date, and have an entry greater than zero in the “Prevented Planting Factor” field.</p> <p><b>Notes:</b> Date format: mm/dd/yyyy.</p> <p>Required entry <b>except</b> for value loss crops and crops in Tropical Regions.</p>																				

--\*

779 NCT Information (Continued)

A Entering Crop Data (Continued)

Drop-Down Box Title	Action
Acreage Reporting Date	<p>Enter the acreage reporting date. STC should establish the earliest date to allow for 15 calendar days in advance of harvest, including onset of grazing (2-CP, Exhibit 6). For value loss crops, date will default to September 30 of the previous calendar year, <b>except</b> for ornamental nursery and propagation stock nonornamental nursery, date will default to May 31 of the previous crop year.</p> <p><b>Note:</b> Date format: mm/dd/yyyy.</p>
Normal Harvest Date	<p>Enter the date the harvest of the crop is normally completed in the county. Must be after final planting date. For value loss crops, date will default to September 30 of crop year, <b>except</b> for ornamental nursery and propagation *--stock nonornamental nursery, date will default to May 31 of the current--* crop year.</p> <p><b>Note:</b> Date format: mm/dd/yyyy.</p>
Application Closing Date	<p>Enter the application closing date. Must be <b>before</b> the final planting date. For value loss crops, date will default to September 1 of previous calendar year, <b>except</b> for ornamental nursery and propagation stock nonornamental nursery, date will default to May 1 of the previous crop year. For all crops in Tropical Regions, <b>except</b> value loss, date will default to December 1 of the previous calendar years. The “Application Closing Date” must be the same within a county for all crops in the same pay crop and pay type. See subparagraph 23 C.</p> <p><b>Note:</b> National and State Office entry <b>only</b>. Date format: mm/dd/yyyy.</p>
*--NAP Historic Yields	<p>Enter county average yield for the applicable years for all crops except value loss and forage crops with the intended use of grazing.</p> <p><b>Note:</b> If historic data has been entered in any previous years, historic data for all subsequent years is required.</p>
NAP Yield Sources--*	<p>Click drop-down box and select from the following the source of the yield information:</p> <ul style="list-style-type: none"> <li>• average actual production history by year</li> <li>• COC’s knowledge</li> <li>• County Agricultural Commissioner’s Office</li> <li>•*--NIFA--*</li> <li>• local markets</li> <li>• NASS</li> <li>• other reliable sources such as universities</li> <li>• Rural Development</li> <li>• yields in similar areas.</li> </ul>

779 NCT Information (Continued)

A Entering Crop Data (Continued)

Drop-Down Box Title	Action
*--NAP Yield Override Check Box	Check the box to override the NAP yield.--*
Override *--NAP Yield	Enter the yield. <b>Note:</b> National or State Office entry only.
NAP --* Yield Override Source	If the National or State Office user overrides the yield, users <b>must</b> select the source from 1 of the following: <ul style="list-style-type: none"> <li>• average actual production history by year</li> <li>• County Agricultural Commissioner's Office</li> <li>•*--NIFA--*</li> <li>• FCIC</li> <li>• local markets</li> <li>• NASS</li> <li>• other reliable sources such as universities</li> <li>• Rural Development</li> <li>• yields in similar areas.</li> </ul>
*--NAP--* Price	Enter the price for the applicable years for all crops except ornamental nursery crops with intended use of rootstock (RS) or sets (SE), tropical finfish, mushroom, floriculture (except seed), and forage crops with an intended use of grazing. For grazing the price will be defaulted for the applicable year according to subparagraph 773 E.  <b>Notes:</b> For crops with graduated prices, enter the respective year's estimated price. For example, if a mature Christmas tree's value was \$9.50 for 1995 and the first year's value is 14 percent of a mature Christmas tree's value, enter \$1.33 (14 percent of \$9.50) for the 1995 year entry in the first year table, using the same method of calculation for the remaining years to maturity with their respective percentages, and using the same method for the remaining graduated payment databases.  State Office entry <b>only</b> .  * * * If historic data has been entered in any previous years, historic data for all subsequent years is required.

779 NCT Information (Continued)

A Entering Crop Data (Continued)

Drop-Down Box Title	Action
*--NAP Price--* Source	<p>Click drop-down box and select from the following source of the <b>price</b> information.</p> <ul style="list-style-type: none"> <li>• COC’s knowledge</li> <li>• County Agricultural Commissioner’s Office</li> <li>•*--NIFA--*</li> <li>• local markets</li> <li>• NASS</li> <li>• other reliable sources such as universities, AMS Market News, and buyers</li> <li>• prices in similar areas</li> <li>• Rural Development.</li> </ul>
*--NAP Price Override Check Box	<p>Click a checkmark in the box to override the price.</p>
Override NAP Price	<p>Enter the price.</p> <p><b>Note:</b> National Office or State entry only.</p>
NAP Price Override Source	<p>If the National or State Office user overrides the price, users <b>must</b> select the source from 1 of the following:</p> <ul style="list-style-type: none"> <li>• NIFA--*</li> <li>• County Agricultural Commissioner’s Office</li> <li>• FCIC</li> <li>• local markets</li> <li>• NASS</li> <li>• other reliable sources such as universities, AMS Market News, and buyers</li> <li>• prices in similar areas</li> <li>• Rural Development.</li> </ul>
*-- NAMP	<p>Enter the NAMP according to 1-SURE, paragraph 63.</p> <p><b>Note:</b> Before entering the value, adjust the NAMP according to 1-SURE, subparagraph 63-D, if applicable, for the crop.</p> <p>A NAMP entry greater than zero is required for all yield-based crops.</p> <p>If a National NASS price is available for the Crop/type/use (1-SURE, Exhibit 6) the NAMP price will be automatically entered into the NCT when the price is available for that crop year. Until the National NASS price is available, State and National Office users will be prohibited from setting the SURE approval flag for that record.--*</p>

779 NCT Information (Continued)

A Entering Crop Data (Continued)

\*--

Drop-Down Box Title	Action	
QA: Total	Enter the <b>Total</b> Quality Adjustment (QA) Factor, according to 1-SURE, paragraph 66.  <b>Note:</b> QA: Total entry is only permitted if there is no entry in QA:EM and QA: Other	
QA: EM	Enter the <b>Excessive Moisture</b> Quality Adjustment (QA) Factor, according to 1-SURE, paragraph 66.  <b>Note:</b> QA:EM entry is only permitted if there is no entry in QA: Total.	
QA: Other	Enter the <b>Other</b> Quality Adjustment (QA) Factor, according to 1-SURE, paragraph 66.  <b>Note:</b> QA: Other entry is only permitted if there is no entry in QA: Total.	
HMP: Fresh (FH)	Enter the Historical Marketing Percentage (HMP) for Fresh (FH), according to 1-SURE, paragraph 65.	For the following crops, the sum of HMP: FH + HMP:PR + HMP:JU must equal 100 percent: <ul style="list-style-type: none"> <li>• apples</li> <li>• apricots</li> <li>• bananas</li> <li>• cherries</li> <li>• grapefruit</li> <li>• lemons</li> <li>• limes</li> <li>• oranges</li> <li>• peaches</li> <li>• pears</li> <li>• plums</li> <li>• prunes</li> <li>• sweet potatoes</li> <li>• tangelos</li> <li>• tangerines.</li> </ul>
HMP: Processed (PR)	Enter the Historical Marketing Percentage (HMP) for Processed (PR), according to 1-SURE, paragraph 65.	
HMP: Juice (JU)	Enter the Historical Marketing Percentage (HMP) for Juice (JU), according to 1-SURE, paragraph 65.	
SURE Historic Yields	Enter county average yield for the applicable years for all crops except value loss, according to 1-SURE, paragraph 122.  <b>Note:</b> If historic data has been entered in any previous years, historic data for all subsequent years is required.  Users can replicate historic yields from the NAP yields by clicking the box next to “Copy from NAP CEY”. This is a shortcut option for records in which the NAP and SURE yields are identical, or only require minimal change.	

--\*

779 NCT Information (Continued)

A Entering Crop Data (Continued)

\*--

Drop-Down Box Title	Action
SURE Yield Sources	<p>Click drop-down box and select from the following source of the yield information:</p> <ul style="list-style-type: none"> <li>• average actual production history by year</li> <li>• COC's knowledge</li> <li>• County Agricultural Commissioner's Office</li> <li>• NIFA</li> <li>• local markets</li> <li>• NASS</li> <li>• other reliable sources such as universities</li> <li>• Rural Development</li> <li>• yields in similar areas.</li> </ul>
SURE Yield Override Check Box	<p>Check the box to override the SURE yield.</p>
Override SURE Yield	<p>Enter the yield.</p> <p><b>Note:</b> National or State Office entry only.</p>
SURE Yield Override Source	<p>If the National or State Office user overrides the yield, users <b>must</b> select the source from 1 of the following:</p> <ul style="list-style-type: none"> <li>• average actual production history by year</li> <li>• County Agricultural Commissioner's Office</li> <li>• NIFA</li> <li>• local markets</li> <li>• NASS</li> <li>• other reliable sources such as universities</li> <li>• Rural Development</li> <li>• yields in similar areas.</li> </ul>
SURE Subsequent Crop Historic Yields	<p>Enter county average yield for subsequent crops for the applicable years for all crops except value loss, according to 1-SURE, paragraph 123.</p> <p><b>Note:</b> If historic data has been entered in any previous years, historic data for all subsequent years is required.</p>

--\*

779 NCT Information (Continued)

A Entering Crop Data (Continued)

\*--

Drop-Down Box Title	Action
SURE Subsequent Crop Yield Sources	Click drop-down box and select from the following, the source of the yield information: <ul style="list-style-type: none"> <li>• average actual production history by year</li> <li>• COC’s knowledge</li> <li>• County Agricultural Commissioner’s Office</li> <li>• NIFA</li> <li>• local markets</li> <li>• NASS</li> <li>• other reliable sources such as universities</li> <li>• Rural Development</li> <li>• yields in similar areas.</li> </ul>
SURE Subsequent Crop Yield Override Check Box	Check the box to override the SURE Subsequent Crop yield.
Override SURE Subsequent Crop Yield	Enter the yield.  <b>Note:</b> National or State Office entry only.
SURE Subsequent Crop Yield Override Source	If the National or State Office user overrides the yield, users <b>must</b> select the source from 1 of the following: <ul style="list-style-type: none"> <li>• average actual production history by year</li> <li>• County Agricultural Commissioner’s Office</li> <li>• NIFA</li> <li>• local markets</li> <li>• NASS</li> <li>• other reliable sources such as universities</li> <li>• Rural Development</li> <li>• yields in similar areas.</li> </ul>

--\*

Click either of the following:

- **“Next”** to review the record after completing all required entries
- **“Back”** to return to the previous screen.





779 NCT Information (Continued)

**B Required Data for Value Loss Crops**

Use the following table when entering value loss crop data information.

<b>Crop</b>	<b>Type</b>	<b>Data Required</b>	<b>Data Not Required</b>
Christmas Trees (7321)	All	Graduated price code, unit of measure, unharvested factor, planting period (default "1"), *-acreage reporting date (default 9/30 of previous crop year), application closing date (default 9/01 of previous calendar year), normal harvest date (default 9/30 of crop year), NAP price, NAP price source, and NAMP.	Prevented planted factor, final planting date, NAP yield, NAP yield source, practice code, SURE yield and source, SURE Subsequent Crop yield and source, and HMP for FH/PR/JU.--*
Crustacean (3002)	All	Graduated price code, unit of measure, unharvested factor, planting period (default "1"), *-acreage reporting date (default 9/30 of previous crop year), application closing date (default 9/01 of previous calendar year), normal harvest date (default 9/30 of crop year), NAP price, NAP price source, and NAMP.	Prevented planted factor, final planting date, NAP yield, NAP yield source, practice code, SURE yield and source, SURE Subsequent Crop yield and source, and HMP for FH/PR/JU.--*

779 NCT Information (Continued)

**B Required Data for Value Loss Crops (Continued)**

Crop	Type	Data Required	Data Not Required
Finfish (3000)	<ul style="list-style-type: none"> <li>• Haplochromine Tropical (HAP)</li> <li>• Lamprologuine Tropical (LAM)</li> <li>• Mbuna Chichlid Tropical (MBU)</li> <li>• Tanganyika Tropical - (TAN)</li> <li>• Tropical - (TRO)</li> </ul>	Unharvested factor, planting period (default “1”), acreage reporting date (default 9/30 of previous crop year), application closing date (default 9/01 of previous calendar year), and normal harvest date (default 9/30 of crop year).	Graduated price code, unit of measure, prevented planted factor, final planting date, *--NAP yield, NAP yield source, NAP price, NAP price source, practice code, SURE yield and source, SURE Subsequent Crop yield and source, NAMP, and HMP for FH/PR/JU.--*
	All other Finfish <b>not</b> listed above.	Graduated price code, unit of measure, unharvested factor, planting period (default “1”), *--acreage reporting date (default 9/30 of previous crop year), application closing date (default 9/01 of previous calendar year), normal harvest date (default 9/30 of crop year), NAP price, NAP price source, and NAMP.	Prevented planted factor, final planting date, NAP yield, NAP yield source, practice code, SURE yield and source, SURE Subsequent Crop yield and source, and HMP for FH/PR/JU.--*

779 NCT Information (Continued)

**B Required Data for Value Loss Crops (Continued)**

Crop	Type	Data Required	Data Not Required
Flowers (Floriculture) (7501)	All  <b>Note:</b> Flowers with the intended use of seed is considered a yield base crop and must have all entries.	Unharvested factor, planting period (default "1"), acreage reporting date (default 9/30 of previous crop year), application closing date (default 9/01 of previous calendar year), and normal harvest date (default 9/30 of crop year).	Graduated price code, unit of measure, prevented planted factor, final planting *--date, NAP yield, NAP yield source, NAP price, NAP price source, practice code, SURE yield and source, SURE Subsequent Crop yield and source, NAMP, and HMP for FH/PR/JU.--*
Ginseng (intended use of fresh) (0089)	All  <b>Note:</b> Ginseng with the intended use of seed is considered a yield base crop and must have all entries.	Graduated price code, unit of measure, unharvested factor, planting period (default "1"), acreage *--reporting date (default 9/30 of previous crop year), application closing date (default 9/01 of previous calendar year), normal harvest date (default 9/30 of crop year), NAP price, NAP price source, and NAMP.--*	Prevented planted factor, final planting date, yield, yield source, practice code, SURE yield and source, SURE Subsequent Crop yield and source, and HMP for FH/PR/JU.
Grass (intended use of sod) (0102)	All  <b>Note:</b> All other intended uses except grazing are considered a yield base crop and must have all entries.	Unit of measure, unharvested factor, planting period (default "1"), acreage reporting date *--(default 9/30 of previous crop year), application closing date (default 9/01 of previous calendar year), normal harvest date (default 9/30 of crop year), NAP price, NAP price source, and NAMP.	Graduated price code, prevented planted factor, final planting date, NAP yield, NAP yield source, practice code, SURE yield and source, SURE Subsequent Crop yield and source, and HMP for FH/PR/JU.--*



779 NCT Information (Continued)

**B Required Data for Value Loss Crops (Continued)**

Crop	Type	Data Required	Data Not Required
Mollusk (3001)	All	Graduated price code, unit of measure, unharvested factor, default planting *--period to "1", acreage reporting date (default to 9/30 of previous crop year), application closing date (default to 9/01 of previous calendar year), normal harvest date (default to 9/30 of crop year), NAP price, NAP price source, and NAMP.	Prevented planted factor, final planting date, NAP yield, NAP yield source, practice code, SURE yield and source, SURE Subsequent Crop yield and source, and HMP for FH/PR/JU.--*
Mushrooms (0403)	All	Unharvested factor, planting period (default "1"), acreage reporting date (default 9/30 of previous crop year), application closing date (default 9/01 of previous calendar year), normal harvest date (default 9/30 of crop year).	Graduated price code, unit of measure, prevented planted factor, final *--planting date, NAP yield, NAP yield source, NAP price, NAP price source, practice code, SURE yield and source, SURE Subsequent Crop yield and source, NAMP, and HMP for FH/PR/JU.--*
Nursery (Ornamental) (1010)	All	Unharvested factor for Container 100 percent, unharvested factor for Field Grown 75 percent, planting period (default "1"), acreage reporting date (default 9/30 of previous crop year), application closing date (default 9/01 of previous calendar year), normal harvest date (default 9/30 of crop year).	Price, unit of measure, prevented planted factor, final planting *--date, NAP yield, NAP yield source, NAP price, NAP price source, practice code, SURE yield and source, SURE Subsequent Crop yield and source, NAMP, and HMP for FH/PR/JU.--*
Crops with intended use of Root Stock (RS) and Sets (SE)	All	Unharvested factor, planting period (default "1"), acreage reporting date (default 9/30 of previous crop year), application closing date (default 9/01 of previous calendar year), normal harvest date (default 9/30 of crop year).	Graduated price code, unit of measure, prevented planted factor, final planting *--date, NAP yield, NAP yield source, NAP price, NAP price source, practice code, SURE yield and source, SURE Subsequent Crop yield and source, NAMP, and HMP for FH/PR/JU.--*

--\*

779 NCT Information (Continued)

**C Error Message Screen**

The crop record will **not** be created or validated until users click either “**Create Record(s)**”, “**Create & Approve for NAP**”, or “**Create & Approve for SURE**”. If entries are invalid, error messages will be displayed. The error screen will provide information about the invalid conditions or entries.

Any errors or invalid conditions **must** be corrected **before** the record can be created.

The following table contains error messages that may be encountered in NCT, and the actions necessary for correcting them.

<b>Error Message</b>	<b>Explanation or Action Required</b>
A Crop record was not found for the selected Crop, Type, and Intended Use.	There are currently no records loaded for the selected crop, type, and intended use.
A grazing record must be approved before a forage record can be approved for county code.	See subparagraph 774 A.
A grazing record must exist before this record can be approved for county code.	See subparagraph 774 A.
A grazing record must exist before this record can be saved for county code.	See subparagraph 774 A.
Acres Per Animal Unit is required.	Required for all crops with an intended use of grazing (subparagraph 779 A).
Another user has updated or added affected record(s) since you began your updates. Please retrieve the record(s) to obtain the current data and try again.	User must return to Main Menu and re-enter data.
At least one historical price is required.	See subparagraph 773 D.
At least one historical yield is required.	See subparagraph 773 D.
Crop, type, and intended use are not approved for NAP.	Warning message only. User is not stopped from creating record (subparagraph 170 E, paragraph 772, and subparagraph 781 G).
Grazing Days is required.	Required for all crops with an intended use of grazing (subparagraph 779 A).
Grazing Days must be blank.	Required <b>only</b> for crops with an intended use of grazing (subparagraph 779 A).

\*--779 NCT Information (Continued)

C Error Message Screen (Continued)

Error Message	Explanation or Action Required
Historical prices need to be entered in consecutive years.	See subparagraph 773 D.
Historical prices need to be entered through the most recent year.	See subparagraph 773 D.
Historical yields need to be entered in consecutive years.	See subparagraph 773 D.
Historical yields need to be entered through the most recent year.	See subparagraph 773 D.
If the Approved indicator is selected, the Level of Approval is required.	CLICK “N” for National, “S” for State, or “C” for county. Must select a level of approval.
If the Level of Approval is selected, the Approved indicator is required.	CLICK “Y” or “N”. Must select an approval indicator.
Must select at least one criteria field.	Selection criteria must be entered in one or more fields.
Override price is not allowed on value loss crops.	Many value loss crops do <b>not</b> require a price (paragraphs 182-189 and subparagraph 779 A).
Override yield is not allowed.	Value loss crops and grazing records do <b>not</b> have a yield (see subparagraph 181 A for value loss crops and subparagraph 107.5 for grazing crops).
Pounds Per Unit of Measure is required.	See subparagraph 779 A.
Prevented Planting Factor must be zero for value loss crops or crops in tropical regions.	See subparagraph 779 A.
Record addition or modification will result in updates to existing records.	Warning message only. If added or changed, unit of measure, pounds per unit of measure, payment factors, or price data updated on the current record will be updated to all records with the same crop, type, intended use, and planting period (subparagraph 777 D).
Requires a Pay Group	The crop is <b>not</b> approved for NAP eligibility and will <b>not</b> be downloaded to county System 36 (subparagraphs 170 E and 781 G, and paragraph 772).

--\*

## 779 NCT Information (Continued)

## C Error Message Screen (Continued)

Error Message	Explanation or Action Required
The Acreage Reporting Date is invalid.	Required entry; for non-value loss crops, <b>must</b> be equal to or later than the application closing date (subparagraph 779 A).
The Acres Per Animal Unit must be blank.	Required <b>only</b> for crops with an intended use of grazing (subparagraph 779 A).
The Application Closing Date is invalid.	Required entry; <b>must</b> be before the Final Planting Date; <b>cannot</b> be earlier than 01/01 of the previous crop year (subparagraph 779 A).
*--The Application Closing Date must be set to xx/xx/xxxx, because there is already an approved record for the same State, County, Pay Crop, and Pay Type.	Only 1 application closing date is allowed per State, county, pay crop, and pay type. Use the search records option to search by State, county, pay crop, pay type, and State approval. Examine the records returned in the search to determine the Application Closing Date that was previously approved. If necessary, request a record reset from the National Office--*.
The Final Planting Date is invalid.	Required if there is an entry in the Prevented Planting Factor field; and <b>must</b> be <b>before</b> the Normal Harvest Date and <b>after</b> the Application Closing Date (subparagraph 779 A).
The Historical Price Amount is invalid.	Historical price must be numeric and not more than 4 decimal places (subparagraphs 2 C and 779 A).
The Historical price must be blank.	Historic data <b>not</b> required for value loss crops and forage crops with intended use of grazing (subparagraph 779 A).
The Historical Yield Amount is invalid.	Historical yield must be numeric and not more than the applicable number of decimal places based on applicable unit of measure (subparagraphs 2 B and 779 A).
The Historical yield must be blank.	Historic data <b>not</b> required for value loss crops and forage crops with intended use of grazing (subparagraph 779 A).
The Normal Harvest Date is invalid.	Required entry; for non-value loss crops, <b>must</b> be equal to or later than the application closing date when the final planting date is <b>not</b> populated (subparagraph 779 A).
The Override Price Amount is invalid.	Override price must be numeric and not more than 4 decimal places (subparagraphs 2 C and 779 A).
The Override Yield Amount is invalid.	Override yield must be numeric and not more than the applicable number of decimal places based on applicable unit of measure (subparagraphs 2 B and 779 A).



## 779 NCT Information (Continued)

## C Error Message Screen (Continued)

Error Message	Explanation or Action Required
The Pounds Per Unit Of Measure is invalid.	Every county within a State <b>must</b> have the same pounds per unit of measure by crop, type, and intended use. Insurable crops <b>must</b> use the current RMA unit of measure for crops with RMA prices.
The Pounds Per Unit Of Measure is not required.	Pounds per unit of measure is only required for the following Units of Measure: barrels, box, bushels, bunches, carton, containers, crate, lug (subparagraph 779 A).
The Prevented Planting Factor is invalid.	Prevented Planting Factor <b>must</b> be the same within a State by crop, type, and intended use; <b>must</b> be zero if the final planting date is blank; and is <b>not</b> permitted for value loss crops or tropical region crops (subparagraph 779 A).
The selected Unit of Measure does not match the insurable record value of '{0}'.	See subparagraph 2 B.
The Unharvested Factor is invalid.	Unharvested Factor <b>must</b> be the same within a State by crop, type, and intended use; and <b>must</b> be equal to 1.00 for records with an intended use of grazing (GZ) (subparagraph 779 A).
The Unit of Measure is invalid.	Unit of measure is <b>not</b> required for many value loss crops (subparagraph 779 A).
The Unit of Measure must be blank.	See subparagraph 779 A.
Too many records. Please refine the search criteria.	User must include additional search criteria.
Unit of Measure must be 'Animal Unit Days' for grazing crops.	The unit of measure for forage grazing records <b>must</b> be AUD's (paragraph 107.5).
There is already an Application Closing Date loaded with a different date, are you sure you want a different date than {date}?	Warning message. All crops and types within a pay group must have the same application closing date *--(subparagraph 23 C). Use the search records option to find records in the same pay crop and pay type in the county. Modify dates as necessary.--*
{Year} Historical Yield Amount must be greater than zero.	Historical yield data is required (paragraph 107).
*--QA EM Must be set to 1.0000	A QA-EM reduction is not permitted if QA: Total is less than 1.0000; see 1-SURE, paragraph 66.
QA Other Must be set to 1.0000	A QA-Other reduction is not permitted if QA: Total is less than 1.0000; see 1-SURE, paragraph 66.
QA Total Must be 1.0000	A QA-Total reduction is not permitted if QA: EM or QA: Other is less than 1.0000; see 1-SURE, paragraph 66.--*

779 NCT Information (Continued)

C Error Message Screen (Continued)

\*--

Error Message	Explanation or Action Required
QA Total is required for yield-based crops	QA factors are required for all yield-based crops according to 1-SURE, paragraph 66.
QA EM is required for yield-based crops	<b>Note:</b> An entry of 1.0000 indicates no reduction, and is a valid entry.
QA Other is required for yield-based crops	
QA Total must be blank for value loss crops	
QA EM must be blank for value loss crops	QA factors are not permitted for value loss crops according to 1-SURE, paragraph, 66.
QA Other must be blank for value loss crops	
QA Other must be blank for value loss crops	
NAMP is required for yield-based crops	Enter the NAMP according to 1-SURE, paragraph 63.
The NAMP must be greater than zero	Enter the NAMP according to 1-SURE, paragraph 63.
The NAMP Must be blank until NASS Price is loaded	The NAMP (U.S. NASS price from 1-SURE, Exhibit 6) will be loaded by Washington, DC, when the price is available. Until then, the NAMP price field must remain blank for crops with a National NAMP.
NAMP must be blank for value loss crops	A NAMP entry is not permitted for value loss crops.
The HMP-FH must be a whole number	Enter the HMP values for FH, PR, and JU as whole numbers, according to 1-SURE, paragraph, 65.
The HMP-PR must be a whole number	<b>Note:</b> Zero is a whole number, and a valid entry.
The HMP-JU must be a whole number	
The HMP-FH is Required for Multiple Market Crops with intended use of FH, PR, JU	
The HMP-PR is Required for Multiple Market Crops with intended use of FH, PR, JU	Enter the HMP values as whole numbers, according to 1-SURE, paragraph 65.
The HMP-JU is Required for Multiple Market Crops with intended use of FH, PR, JU	<b>Note:</b> Zero is a whole number, and a valid entry.
The HMP-FH + HMP-PR + HMP-JU must equal 100 percent	
The HMP-FH + HMP-PR + HMP-JU must equal 100 percent	

--\*

779 NCT Information (Continued)

C Error Message Screen (Continued)

\*--

Error Message	Explanation or Action Required
HMP FH must be blank for non multiple market crops	HMP entries are only permitted for multiple market crops, according to 1-SURE, paragraph 65.
HMP PR must be blank for non multiple market crops	
HMP JU must be blank for non multiple market crops	
HMP FH must be blank for crops that do not have intended uses of FH, PR, JU	HMP entries are only permitted for multiple market crops, according to 1-SURE, paragraph 65.
HMP PR must be blank for crops that do not have intended uses of FH, PR, JU	
HMP JU must be blank for crops that do not have intended uses of FH, PR, JU	
SURE SubCrop CEY (calculated or override), must be equal to or less than the SURE CEY (calculated or override).	Re-enter the SURE Subsequent Crop yield(s) according to 1-SURE, paragraph 123.

--\*

**780 Approval Flags****A Setting the Approval Flags**

\*--The county, State, and National Office approval flags for each program are defaulted to “N”.

The record **must** be approved for each program by County and/or State Offices to process the crop record for the applicable program. To approve the record, CLICK “**Search/Modify Records**”, according to paragraph 776 or 777, as applicable.

If the record has been approved so that the program approval flag is “Y” for the:

- County Office, **only** the State or National Office may change the crop data required for that program--\*

**Note:** If a change is required, contact the State Office.

- State Office, the National Office may change the crop record, or remove the “State Approval” flag to allow the State Office to make changes.

**Note:** If a change is required, contact the National Office.

**Note:** A “County Approval” flag is **not** required if the State Office will be entering County Office data. However, the State Office will be required to approve the record.

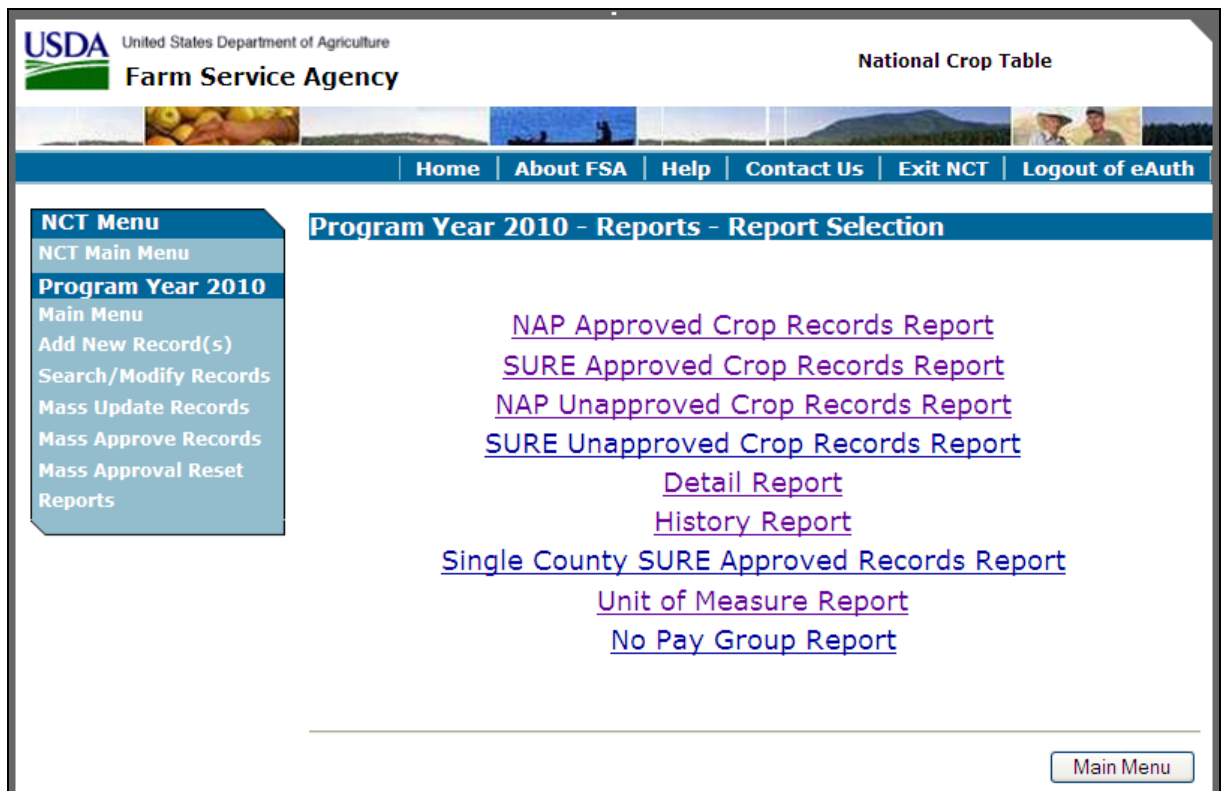
\*--See subparagraphs 771 F and 771 G for additional information about NCT approval flags for NAP and SURE.--\*

781 NCT Reports

A Report Options

Users can print reports of crop data previously entered. From the Main Menu, CLICK “**Reports**”. The Reports - Report Selection Screen will be displayed. The reports can be printed for a specific record (crop, type, practice, intended use, planting period, etc.) or numerous records, depending on the selections entered on the query screen.

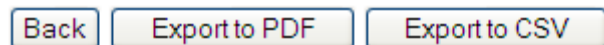
**\*--Important:** There are 9 different reports the user can generate. All reports are accessible from the “Reports” section of the Main Menu.



--\*

After a report is created, the report will be displayed on the screen and the user is given the following options:

- view on-screen (not recommended for printing)
- **Back** – return to search query
- **Export to PDF**
- **Export to CSV.**



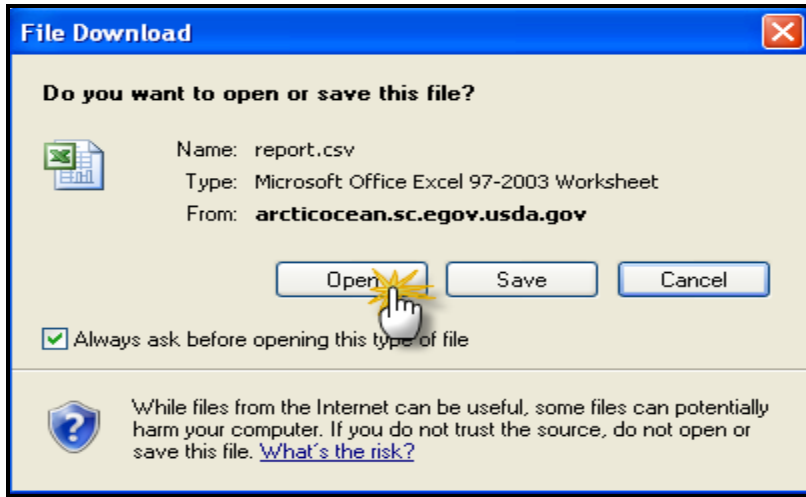
If the user clicks “**Export to PDF**”, the report will have the same appearance as the screen view, however, the user will be able to zoom in and out and print the report.

If the user clicks “**Export to CSV**”, the report will be exported into a comma separated values file, which can be opened and manipulated in Microsoft Excel. This option gives the user the most flexibility with the data and is strongly encouraged.

781 NCT Reports (Continued)

A Report Options (Continued)

\*--When selecting “Export to CSV”, CLICK “Open” on the File Download dialog box.



The report will open in Microsoft Excel.


State	County	Crop Name	Crop Code	Crop Type	Intended Use	Graduated Price Code	Crushing District	Practice	Planting Period	Insurable	Unit of Measure	Yield	Price	Prevented Planting Factor	Unharvested Factor	Anim Acres
New York	Cayuga	PEACHES	34 CLI	FH				N	1 N	BU	148	16	0	0.74		
New York	Cayuga	PEACHES	34 FRE	FH				N	1 N	BU	148	16	0	0.74		
New York	Cayuga	PEACHES	34 SCE	FH				N	1 N	BU	148	16	0	0.74		
New York	Cayuga	PEACHES	34 SCL	FH				N	1 N	BU	148	16	0	0.74		
New York	Cayuga	PEACHES	34 SCP	FH				N	1 N	BU	148	16	0	0.74		
New York	Cayuga	PEACHES	34 SCX	FH				N	1 N	BU	148	16	0	0.74		
New York	Chautauqua	PEACHES	34 FRE	FH				N	1 N	BU	148	16	0	0.74		
New York	Columbia	PEACHES	34 CLI	FH				N	1 Y	BU	148	16	0	0.74		
New York	Columbia	PEACHES	34 FRE	FH				N	1 Y	BU	148	16	0	0.74		
New York	Dutchess	PEACHES	34 CLI	FH				N	1 Y	BU	148	16	0	0.74		
New York	Greene	PEACHES	34 CLI	FH				N	1 N	BU	148	16	0	0.74		
New York	Greene	PEACHES	34 FRE	FH				N	1 N	BU	148	16	0	0.74		
New York	Monroe	PEACHES	34 CLI	FH				N	1 N	BU	148	16	0	0.74		
New York	Monroe	PEACHES	34 FRE	FH				N	1 N	BU	148	16	0	0.74		
New York	Ontario	PEACHES	34 CLI	FH				N	1 N	BU	148	16	0	0.74		
New York	Ontario	PEACHES	34 FRE	FH				N	1 N	BU	148	16	0	0.74		
New York	Ontario	PEACHES	34 SCE	FH				N	1 N	BU	148	16	0	0.74		
New York	Ontario	PEACHES	34 SCL	FH				N	1 N	BU	148	16	0	0.74		

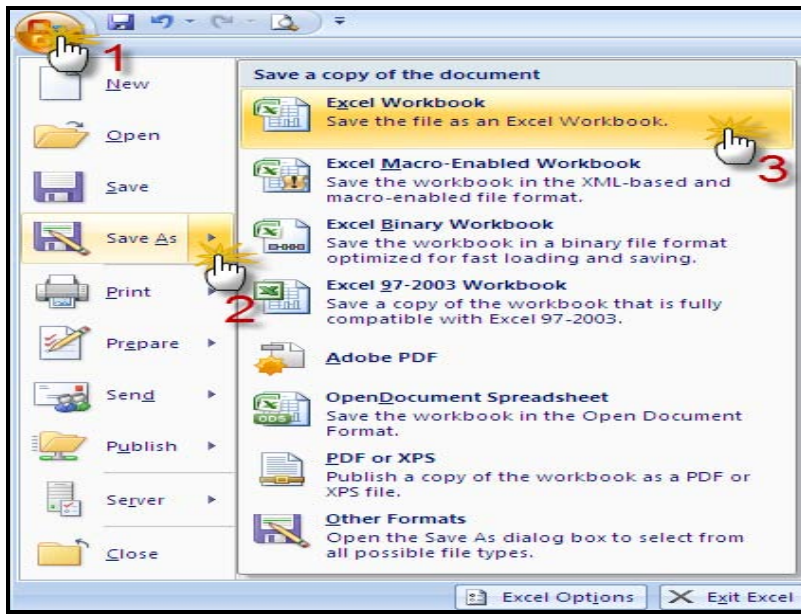
--\*

781 NCT Reports (Continued)

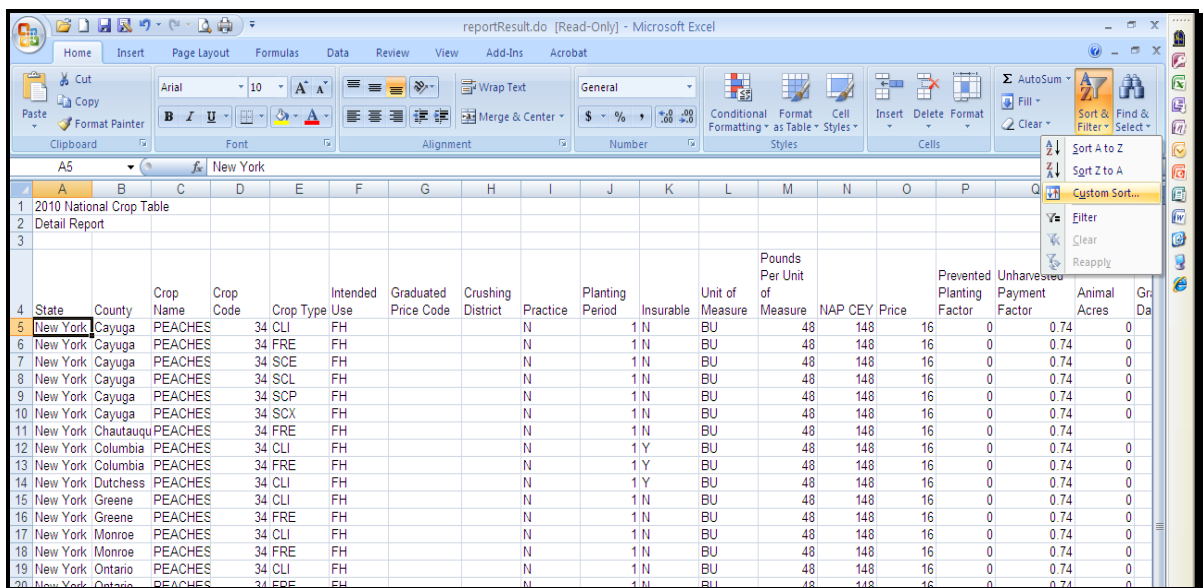
A Report Options (Continued)

\*--The user should immediately save the report in Excel format as follows:

- CLICK the Office Button 
- select the arrow next to “Save As...”
- select “Excel Workbook”.



The user may use Excel’s Sort functionality to make it easier to review the data. To do this, CLICK on the left column in the top row of data according to the following. CLICK “Custom Sort” from the Sort and Filter Menu on the Home toolbar.



781 NCT Reports (Continued)

A Report Options (Continued)

\*--After the "Sort" box is displayed, users may sort by whatever column or heading is desired, using the "Add Level" button to sort by additional levels.

1	2010 National Crop Table																	
2	Detail Report																	
3																		
4	State	County	Crop Name	Crop Code	Crop Type	Intended Use	Graduated Price Code	Crushing District	Practice	Planting Period	Insurable	Unit of Measure	Pounds Per Unit of Measure	NAP CEY	Price	Prevented Planting Factor	Unharvested Payment Factor	Animal Acres
5	New York	Cayuga	PEACHES	34	CLI	FH			N		1	N	BU	48	148	16	0	0.74
6	New York	Cayuga	PEACHES	34	FRE	FH			N		1	N	BU	48	148	16	0	0.74
7	New York	Cayuga	PEACHES	34	SCE	FH			N		1	N	BU	48	148	16	0	0.74
8	New York	Cayuga	PEACHES	34	SCL	FH			N		1	N	BU	48	148	16	0	0.74
9	New York	Cayuga	PEACHES	34	SCP	FH			N		1	N	BU	48	148	16	0	0.74
10	New York	Cayuga	PEACHES	34	SCX	FH			N		1	N	BU	48	148	16	0	0.74
11	New York	Chautauqu	PEACHES	34	FRE	FH			N		1	N	BU	48	148	16	0	0.74
12	New York	Columbia	PEACHES	34	CLI	FH			N		1	N	BU	48	148	16	0	0.74
13	New York	Columbia	PEACHES	34	FRE	FH			N		1	N	BU	48	148	16	0	0.74
14	New York	Dutchess	PEACHES	34	CLI	FH			N		1	N	BU	48	148	16	0	0.74
15	New York	Greene	PEACHES	34	CLI	FH			N		1	N	BU	48	148	16	0	0.74
16	New York	Greene	PEACHES	34	FRE	FH			N		1	N	BU	48	148	16	0	0.74
17	New York	Monroe	PEACHES	34	CLI	FH			N		1	N	BU	48	148	16	0	0.74
18	New York	Monroe	PEACHES	34	FRE	FH			N		1	N	BU	48	148	16	0	0.74
19	New York	Ontario	PEACHES	34	CLI	FH			N		1	N	BU	48	148	16	0	0.74
20	New York	Ontario	PEACHES	34	FRE	FH			N		1	N	BU	48	148	16	0	0.74
21	New York	Ontario	PEACHES	34	SCE	FH			N		1	N	BU	48	148	16	0	0.74
22	New York	Ontario	PEACHES	34	SCL	FH			N		1	N	BU	48	148	16	0	0.74
23	New York	Ontario	PEACHES	34	SCP	FH			N		1	N	BU	48	148	16	0	0.74

After all sorts are identified, CLICK "OK" to display the sort results.

1	2010 National Crop Table																	
2	Detail Report																	
3																		
4	State	County	Crop Name	Crop Code	Crop Type	Intended Use	Graduated Price Code	Crushing District	Practice	Planting Period	Insurable	Unit of Measure	Pounds Per Unit of Measure	NAP CEY	Price	Prevented Planting Factor	Unharvested Payment Factor	Animal Acres
5	New York	Cayuga	PEACHES	34	CLI	FH			N		1	N	BU	48	148	16	0	0.74
6	New York	Columbia	PEACHES	34	CLI	FH			N		1	Y	BU	48	148	16	0	0.74
7	New York	Dutchess	PEACHES	34	CLI	FH			N		1	Y	BU	48	148	16	0	0.74
8	New York	Greene	PEACHES	34	CLI	FH			N		1	N	BU	48	148	16	0	0.74
9	New York	Monroe	PEACHES	34	CLI	FH			N		1	N	BU	48	148	16	0	0.74
10	New York	Ontario	PEACHES	34	CLI	FH			N		1	N	BU	48	148	16	0	0.74
11	New York	Orange / R	PEACHES	34	CLI	FH			N		1	N	BU	48	148	16	0	0.74
12	New York	Orleans	PEACHES	34	CLI	FH			N		1	Y	BU	48	148	16	0	0.74
13	New York	Rensselaer	PEACHES	34	CLI	FH			N		1	N	BU	48	148	16	0	0.74
14	New York	Saratoga	PEACHES	34	CLI	FH			N		1	N	BU	48	148	16	0	0.74
15	New York	Schuyler	PEACHES	34	CLI	FH			N		1	N	BU	48	148	16	0	0.74
16	New York	Suffolk / N	PEACHES	34	CLI	FH			N		1	N	BU	48	148	16	0	0.74
17	New York	Ulster	PEACHES	34	CLI	FH			N		1	Y	BU	48	148	16	0	0.74
18	New York	Wayne	PEACHES	34	CLI	FH			N		1	N	BU	48	148	16	0	0.74
19	New York	Westchest	PEACHES	34	CLI	FH			N		1	N	BU	48	148	16	0	0.74
20	New York	Cayuga	PEACHES	34	FRE	FH			N		1	N	BU	48	148	16	0	0.74
21	New York	Chautauqu	PEACHES	34	FRE	FH			N		1	N	BU	48	148	16	0	0.74
22	New York	Columbia	PEACHES	34	FRE	FH			N		1	Y	BU	48	148	16	0	0.74
23	New York	Greene	PEACHES	34	FRE	FH			N		1	N	BU	48	148	16	0	0.74
24	New York	Monroe	PEACHES	34	FRE	FH			N		1	N	BU	48	148	16	0	0.74

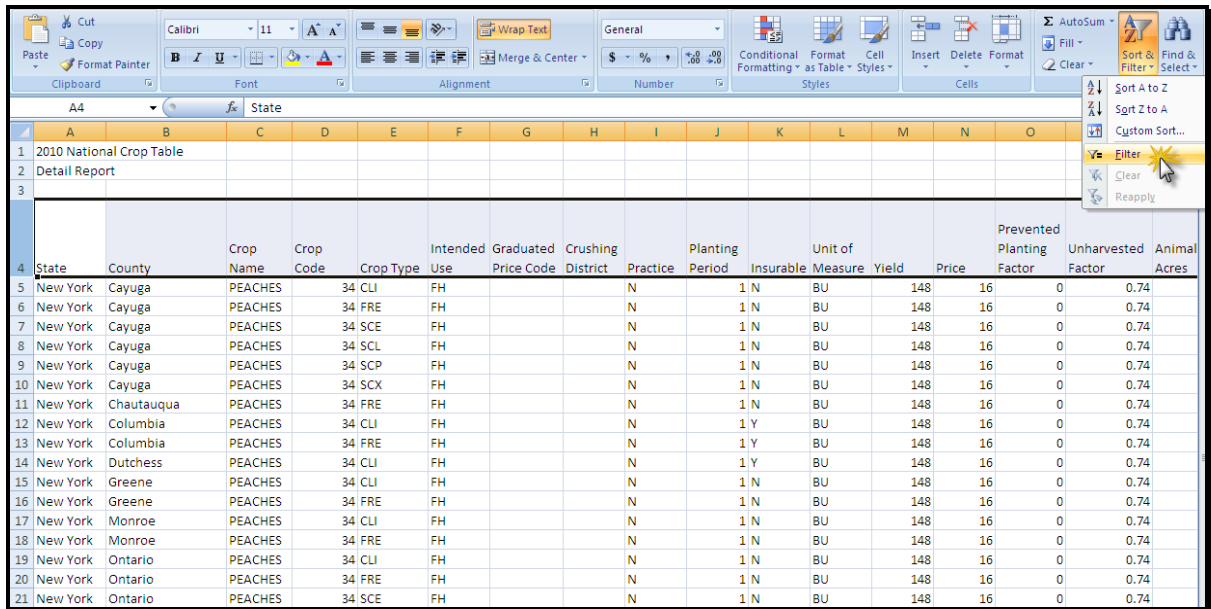
--\*



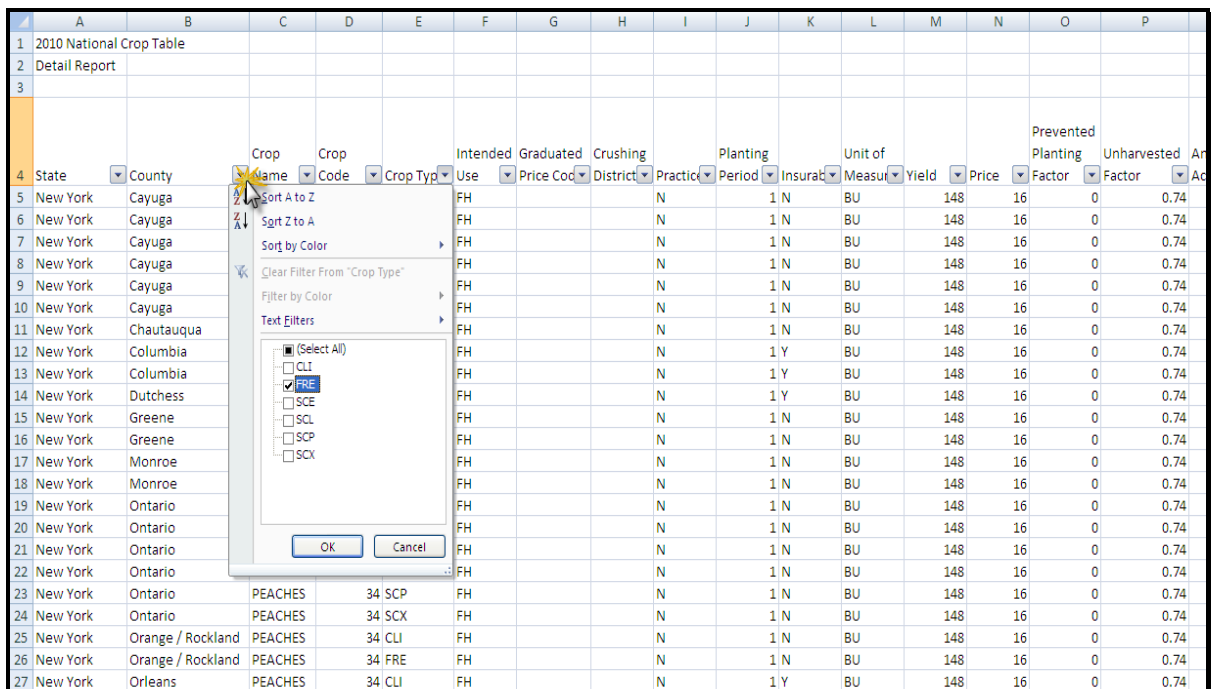
781 NCT Reports (Continued)

A Report Options (Continued)

\*--The user may also use Excel's Filter functionality to filter through and more closely examine the data. To do this, highlight the row containing the column headers (row 4), and CLICK "Filter" from the Sort and Filter Menu on the Home toolbar as follows.



After the filter is turned on, use the arrows to access the drop-down menus for each data column to filter for the information needed.



--\*

781 NCT Reports

B Detail Report

\*--The Detail Report displays a list of all NAP and SURE program crop information, **except--\*** historical yield and price data. To access the Detail Report, from the Main Menu, CLICK **“Reports”**; from the Reports - Reports Selection Screen, CLICK **“Detail Report”**. The Reports - Report Criteria Screen will be displayed.

Users are required to enter data in at least 1 field on the Reports - Report Criteria Screen **before** clicking **“Search”**.

\*--

--\*

\*\*\*

781 NCT Reports

B Detail Report (Continued)

After users CLICK "Search", the Detail Report will be displayed.

\*--

<div style="display: flex; justify-content: space-between; align-items: center;"> <span>Back</span> <span>Export to PDF</span> <span>Export to CSV</span> </div>																				
<b>2010 National Crop Table Detail Report</b>																				
New York																				
APPLES (0054)																				
County	Crop Type	Intended Use	Graduated Price Code	Practice	Planting Period	Insurable	Unit of Measure	Animal Acres	Grazing Days	Price	Price Source	Price Override	NAP CEY	NAP CEY Source	NAP CEY Override	Pay Crop	Pay Type	RMA Crop	RMA Type	RMA Practice
	Prevented Planting Factor	Unharvested Payment Factor	NAP County Approved	NAP State Approved	NAP National Approved	Final Planting Date	Normal Harvest Date			Application Closing Date			Acreage Reporting Date							
	NAMP	NAMP Reduction	SURE County Approved	SURE State Approved	SURE National Approved	QA: Total	QA: EM	QA: Other	SURE CEY	SURE CEY Source	SURE CEY Override	SubCrop CEY	SubCrop Source	SubCrop Override	HMP-FH	HMP-PR	HMP-JU			
Fulton	COM	FH		N	01	Y	BU	0.0	0	10.1000	INS	N	593.00	CAL	N	0064	001			
	0.1000	0.7500	N	Y	N	12/01/2009	11/05/2010			11/20/2009			07/15/2010							
			N	Y	N					N			N							
Greene	COM	FH		N	01	N	BU	0.0	0	10.1000	SIN	N	593.00	CAL	N	0064	001			
	0.1000	0.7500	N	Y	N	12/01/2009	11/05/2010			11/20/2009			07/15/2010							
			N	Y	N					N			N							
Nadison	COM	FH		N	01	N	BU	0.0	0	10.1000	SIN	N	593.00	CAL	N	0064	001			
	0.1000	0.7500	N	Y	N	12/01/2009	11/05/2010			11/20/2009			07/15/2010							
			N	Y	N					N			N							
Montgomery	COM	FH		N	01	N	BU	0.0	0	10.1000	SIN	N	593.00	CAL	N	0064	001			
	0.1000	0.7500	N	Y	N	12/01/2009	11/05/2010			11/20/2009			07/15/2010							
			N	Y	N					N			N							

See subparagraph A for report viewing and exporting options.--\*

781 NCT Reports (Continued)

C History Report

\*--The History Report displays 5 years of price and yield historical data for both NAP and SURE. To access the History Report, from the Main Menu, CLICK “**Reports**”; from the--\* Reports - Reports Selection Screen, CLICK “**History Report**”. The Reports - Report Criteria Screen will be displayed.

Users are required to enter data in at least 1 field on the Reports - Report Criteria Screen **before** clicking “Search”.

\* \* \*

781 NCT Reports (Continued)

C History Report (Continued)

After users CLICK "Search", the History Report will be displayed.

\*--

Back		Export to PDF				Export to CSV																																		
<b>2010 National Crop Table</b>																																								
<b>History Report</b>																																								
New York																																								
<b>APPLES (0054)</b>																																								
County	Crop Type	Intended Use				Graduated Price Code				Practice				Planting Period				Pay Crop				Pay Type				Insurable				Price				NAP CEY				Unit of Measure		
		2004		2005		2006		2007		2008		2004		2005		2006		2007		2008		2004		2005		2006		2007		2008										
		Price	Price Source	NAP CEY	NAP CEY Source	Price	Price Source	NAP CEY	NAP CEY Source	Price	Price Source	NAP CEY	NAP CEY Source	Price	Price Source	NAP CEY	NAP CEY Source	Price	Price Source	NAP CEY	NAP CEY Source	Price	Price Source	NAP CEY	NAP CEY Source	Price	Price Source	NAP CEY	NAP CEY Source	Price	Price Source	NAP CEY	NAP CEY Source							
SURE CEY	SURE CEY Source	SubCrop CEY	SubCrop CEY Source	SURE CEY	SURE CEY Source	SubCrop CEY	SubCrop CEY Source	SURE CEY	SURE CEY Source	SubCrop CEY	SubCrop CEY Source	SURE CEY	SURE CEY Source	SubCrop CEY	SubCrop CEY Source	SURE CEY	SURE CEY Source	SubCrop CEY	SubCrop CEY Source	SURE CEY	SURE CEY Source	SubCrop CEY	SubCrop CEY Source	SURE CEY	SURE CEY Source	SubCrop CEY	SubCrop CEY Source	SURE CEY	SURE CEY Source	SubCrop CEY	SubCrop CEY Source									
Broome	COM		FH							I				01					0054					001					Y			10.1000			593.00		BU			
	10.9500	NAS	593.00	NAS	12.6700	NAS	481.00	NAS	14.5000	NAS	579.00	NAS	16.3700	NAS	606.00	NAS	13.1000	NAS	709.00	NAS																				
Fulton	COM		FH							I				01					0054					001					Y			10.1000			593.00		BU			
	10.9500	NAS	593.00	NAS	12.6700	NAS	481.00	NAS	14.5000	NAS	579.00	NAS	16.3700	NAS	606.00	NAS	13.1000	NAS	709.00	NAS																				
Fulton	COM		FH							N				01					0054					001					Y			10.1000			593.00		BU			
	10.9500	NAS	593.00	NAS	12.6700	NAS	481.00	NAS	14.5000	NAS	579.00	NAS	16.3700	NAS	606.00	NAS	13.1000	NAS	709.00	NAS																				
	550.00	NAS			548.00	NAS			552.00	NAS			552.00	NAS					575.00	NAS																				
Greene	COM		FH							I				01					0054					001				N			10.1000			593.00		BU				
	10.9500	NAS	593.00	NAS	12.6700	NAS	481.00	NAS	14.5000	NAS	579.00	NAS	16.3700	NAS	606.00	NAS	13.1000	NAS	709.00	NAS																				
	550.00	NAS			548.00	NAS			552.00	NAS			552.00	NAS					575.00	NAS																				
Greene	COM		FH							N				01					0054					001				N			10.1000			593.00		BU				
	10.9500	NAS	593.00	NAS	12.6700	NAS	481.00	NAS	14.5000	NAS	579.00	NAS	16.3700	NAS	606.00	NAS	13.1000	NAS	709.00	NAS																				
	550.00	NAS			548.00	NAS			552.00	NAS			552.00	NAS					575.00	NAS																				
Madison	COM		FH							N				01					0054					001				N			10.1000			593.00		BU				
	10.9500	NAS	593.00	NAS	12.6700	NAS	481.00	NAS	14.5000	NAS	579.00	NAS	16.3700	NAS	606.00	NAS	13.1000	NAS	709.00	NAS																				
	550.00	NAS			548.00	NAS			552.00	NAS			552.00	NAS					575.00	NAS																				
Montgomery	COM		FH							N				01					0054					001				N			10.1000			593.00		BU				
	10.9500	NAS	593.00	NAS	12.6700	NAS	481.00	NAS	14.5000	NAS	579.00	NAS	16.3700	NAS	606.00	NAS	13.1000	NAS	709.00	NAS																				
	550.00	NAS			548.00	NAS			552.00	NAS			552.00	NAS					575.00	NAS																				
Putnam	COM		FH							N				01					0054					001				N			10.1000			593.00		BU				
	10.9500	NAS	593.00	NAS	12.6700	NAS	481.00	NAS	14.5000	NAS	579.00	NAS	16.3700	NAS	606.00	NAS	13.1000	NAS	709.00	NAS																				
	550.00	NAS			548.00	NAS			552.00	NAS			552.00	NAS					575.00	NAS																				

See subparagraph A for report viewing and exporting options.--\*

781 NCT Reports (Continued)

\*--D NAP Approved Records Report

The NAP Approved Records Report allows users to access crop records that are approved either at the National or State level for the NAP program. The report will contain all of the data elements that are required for the NAP program. To access the NAP Approved Records Report, from the Main Menu, CLICK “Reports”; from the Reports - Reports Selection Screen, CLICK “NAP Approved Crop Records Report”. The Reports - Report Criteria--\*

Users are required to enter data in at least 1 field on the Reports - Report Criteria Screen before clicking “Search”.

\*--

--\*

\*\*\*

After users CLICK “Search”, the Reports - State Selection Screen will be displayed. Only States that contain data requested in the query will be displayed.

781 NCT Reports (Continued)

\*--D NAP Approved Records Report (Continued)--\*

Users may select up to 5 States in which to view approved records. CLICK “Process Selections” to obtain the report.

\*--

Program Year 2010 - Reports - State Selection																																			
<div style="background-color: #0056b3; color: white; padding: 2px;">NCT Menu</div> <div style="background-color: #0056b3; color: white; padding: 2px;">NCT Main Menu</div> <div style="background-color: #0056b3; color: white; padding: 2px;">Program Year 2010</div> <div style="background-color: #0056b3; color: white; padding: 2px;">Main Menu</div> <div style="background-color: #0056b3; color: white; padding: 2px;">Add New Record(s)</div> <div style="background-color: #0056b3; color: white; padding: 2px;">Search/Modify Records</div> <div style="background-color: #0056b3; color: white; padding: 2px;">Mass Update Records</div> <div style="background-color: #0056b3; color: white; padding: 2px;">Mass Approve Records</div> <div style="background-color: #0056b3; color: white; padding: 2px;">Mass Approval Reset Reports</div>	Select up to five (5) states to display. Record total must be no more than 7,000.																																		
	<table border="1" style="width: 100%; border-collapse: collapse;"> <thead> <tr style="background-color: #0056b3; color: white;"> <th>Select</th> <th>State</th> <th># of Results</th> </tr> </thead> <tbody> <tr><td style="text-align: center;"><input type="checkbox"/></td><td>Alabama</td><td style="text-align: center;">67</td></tr> <tr><td style="text-align: center;"><input checked="" type="checkbox"/></td><td>Arizona</td><td style="text-align: center;">4</td></tr> <tr><td style="text-align: center;"><input type="checkbox"/></td><td>Arkansas</td><td style="text-align: center;">6</td></tr> <tr><td style="text-align: center;"><input type="checkbox"/></td><td>California</td><td style="text-align: center;">4</td></tr> <tr><td style="text-align: center;"><input checked="" type="checkbox"/></td><td>Colorado</td><td style="text-align: center;">7</td></tr> <tr><td style="text-align: center;"><input type="checkbox"/></td><td>Connecticut</td><td style="text-align: center;">1</td></tr> <tr><td style="text-align: center;"><input type="checkbox"/></td><td>Delaware</td><td style="text-align: center;">2</td></tr> <tr><td style="text-align: center;"><input type="checkbox"/></td><td>Georgia</td><td style="text-align: center;">318</td></tr> <tr><td style="text-align: center;"><input checked="" type="checkbox"/></td><td>Idaho</td><td style="text-align: center;">2</td></tr> <tr><td style="text-align: center;"><input type="checkbox"/></td><td>Illinois</td><td style="text-align: center;">191</td></tr> </tbody> </table>	Select	State	# of Results	<input type="checkbox"/>	Alabama	67	<input checked="" type="checkbox"/>	Arizona	4	<input type="checkbox"/>	Arkansas	6	<input type="checkbox"/>	California	4	<input checked="" type="checkbox"/>	Colorado	7	<input type="checkbox"/>	Connecticut	1	<input type="checkbox"/>	Delaware	2	<input type="checkbox"/>	Georgia	318	<input checked="" type="checkbox"/>	Idaho	2	<input type="checkbox"/>	Illinois	191	
Select	State	# of Results																																	
<input type="checkbox"/>	Alabama	67																																	
<input checked="" type="checkbox"/>	Arizona	4																																	
<input type="checkbox"/>	Arkansas	6																																	
<input type="checkbox"/>	California	4																																	
<input checked="" type="checkbox"/>	Colorado	7																																	
<input type="checkbox"/>	Connecticut	1																																	
<input type="checkbox"/>	Delaware	2																																	
<input type="checkbox"/>	Georgia	318																																	
<input checked="" type="checkbox"/>	Idaho	2																																	
<input type="checkbox"/>	Illinois	191																																	

After users CLICK “Process Selections”, the NAP Approved Records Report will be displayed.

Back
Export to PDF
Export to CSV

**2010 National Crop Table**  
**NAP Approved Crop Records Report**  
**NAP Approval Level: State**

<b>Arizona</b>													
<b>APPLES (0054)</b>													
County	Crop Type	Intended Use	Graduated Price Code	Practice	Planting Period	Insurable	Unit of Measure	CEY	Price	Prevented Planting Factor	Unharvested Payment	Animal Acres	Grazing Days
Cochise	COM	FH		I	01	Y	BOX	250.00	10.7500	0.0000	0.5000	0.0	0
Graham	COM	FH		I	01	Y	BOX	325.00	10.7500	0.0000	0.5000	0.0	0
Maricopa	COM	FH		I	01	N	BOX	88.00	10.7500	0.0000	0.5000	0.0	0
Yavapai	COM	FH		I	01	N	BOX	88.00	10.7500	0.0000	0.5000	0.0	0
<b>Colorado</b>													
<b>APPLES (0054)</b>													
County	Crop Type	Intended Use	Graduated Price Code	Practice	Planting Period	Insurable	Unit of Measure	CEY	Price	Prevented Planting Factor	Unharvested Payment	Animal Acres	Grazing Days
Archuleta	COM	FH		I	01	N	BU	346.00	12.3000	0.0000	0.7500	0.0	0
Chaffee	COM	FH		I	01	N	BU	346.00	12.3000	0.0000	0.7500	0.0	0
Dolores	COM	FH		I	01	N	BU	346.00	12.3000	0.0000	0.7500	0.0	0
Fremont	COM	FH		I	01	N	BU	346.00	12.3000	0.0000	0.7500	0.0	0
Garfield	COM	FH		I	01	N	BU	346.00	12.3000	0.0000	0.7500	0.0	0
Montezuma	COM	FH		I	01	N	BU	346.00	12.3000	0.0000	0.7500	0.0	0
Otero	COM	FH		I	01	N	BU	346.00	12.3000	0.0000	0.7500	0.0	0
<b>Idaho</b>													
<b>APPLES (0054)</b>													
County	Crop Type	Intended Use	Graduated Price Code	Practice	Planting Period	Insurable	Unit of Measure	CEY	Price	Prevented Planting Factor	Unharvested Payment	Animal Acres	Grazing Days
Idaho	COM	FH		I	01	N	BOX	652.00	8.8500	0.0000	0.7500		0
Twin Falls	COM	FH		I	01	N	BOX	652.00	8.8500	0.0000	0.7500		0

See subparagraph A for report viewing and exporting options.--\*

781 NCT Reports (Continued)

\*--E NAP Unapproved Records Report

The NAP Unapproved Records Report allows users to access crop records that are unapproved either at the National or State level for the NAP program. The report will contain all of the data elements that are required for the NAP program. This will assist State users in determining which records still require the NAP approval flag to be set and can provide a report for STC review.

To access the NAP Unapproved Records Report, from the Main Menu, CLICK “Reports”; from the Reports - Reports Selection Screen, CLICK “NAP Unapproved Crop Records--\* Report”. The Reports - Report Criteria Screen will be displayed.

Users are required to enter data in at least 1 field on the Reports - Report Criteria Screen before clicking “Search”.

\*--

--\*

\*\*\*



781 NCT Reports (Continued)

\*--E NAP Unapproved Records Report (Continued)--\*

After users CLICK “Search”, the Reports - State Selection Screen will be displayed. Only States that contain data requested in the query will be displayed. Users may select up to 5 States in which to view unapproved records. CLICK “Process Selections” to obtain the report.

\*--

**Program Year 2010 - Reports - State Selection**

Select up to five (5) states to display. Record total must be no more than 7,000.

Select	State	# of Results
<input checked="" type="checkbox"/>	Florida	6
<input type="checkbox"/>	Northern Mariana Islands	4

Process Selections Back

--\*

781 NCT Reports (Continued)

**\*--E Unapproved Records Report (Continued)--\***

After users CLICK “**Process Selections**”, the Unapproved Records Report will be displayed.  
\*--

<div style="text-align: right;"> <input type="button" value="Back"/> <input type="button" value="Export to PDF"/> <input type="button" value="Export to CSV"/> </div>																	
<b>2010 National Crop Table</b> <b>NAP Unapproved Crop Records Report</b> <b>NAP Unapproval Level: State</b>																	
Florida																	
PAPAYA (0181)																	
County	Crop Type	Int Use	Grad Price Code	Pract	Plant Period	Insur-able	UOM	CEY	Price	Prev Plant Factor	Unharv Factor	Animal Acres	Grazing Days	Final Planting Date	Normal Harvest Date	Application Closing Date	Acreage Reporting Date
Broward	YEL	FH		I	01	N	LBS	0.00	0.3150	0.0000	0.8000	0.0	0		12/31/2010	11/30/2009	06/30/2010
Charlotte	YEL	FH		I	01	N	LBS	0.00	0.3150	0.0000	0.8000	0.0	0		12/31/2010	11/30/2009	06/30/2010
Lee	YEL	FH		I	01	N	LBS	0.00	0.3150	0.0000	0.8000	0.0	0		12/31/2010	11/30/2009	06/30/2010
Martin	YEL	FH		I	01	N	LBS	0.00	0.3150	0.0000	0.8000	0.0	0		12/31/2010	11/30/2009	06/30/2010
Palm Beach	YEL	FH		I	01	N	LBS	0.00	0.3150	0.0000	0.8000	0.0	0		12/31/2010	11/30/2009	06/30/2010
St. Lucie	YEL	FH		I	01	N	LBS	0.00	0.3150	0.0000	0.8000	0.0	0		12/31/2010	11/30/2009	06/30/2010

See subparagraph A for report viewing and exporting options.--\*

**\*--781 NCT Reports (Continued)**

**F Unit of Measure Report**

The Unit of Measure Report displays the pounds per unit of measure determined within the State that **must** be entered for units of measure according to subparagraph 775 A. To access the Unit of Measure Report, from the Main Menu, CLICK “**Reports**”; from the Reports - Reports Selection Screen, CLICK “**Unit of Measure Report**”. The Reports - Report Criteria Screen will be displayed.



Users shall select a State and CLICK “**Search**”. The Unit of Measure Report will be displayed with the defined pounds per unit of measure for applicable crops within the State.--\*

781 NCT Reports (Continued)

F Unit of Measure Report (Continued)

<div style="display: flex; justify-content: space-around;"> <span>Back</span> <span>Export to PDF</span> <span>Export to CSV</span> </div>					
<b>2009 National Crop Table Unit of Measure Report</b>					
<b>New York</b>					
Crop Name	Crop Code	Crop Type	Intended Use	Unit of Measure	Pounds Per Unit of Measure
APPLES	0054	COM	FH	BU	42.00
APPLES	0054	SPC	FH	BU	42.00
BARLEY	0091	SPR	GR	BU	48.00
BARLEY	0091	WTR	GR	BU	48.00
BUCKWHEAT	0114		GR	BU	48.00
NECTARINES	0250		FH	BU	50.00
OATS	0016	SPR	GR	BU	32.00
OATS	0016	WTR	GR	BU	32.00

\*--See subparagraph A for report viewing and exporting options.--\*

781 NCT Reports (Continued)

**G No Pay Group Report**

The No Pay Group Report displays crop, type, and intended use for records that are entered in NCT, but for which a group has **not** been established. To access the No Pay Group Report, from the Main Menu, CLICK “**Reports**”; from the Reports - Reports Selection Screen, CLICK “**No Pay Group Report**”. The No Pay Group Report will be displayed.

<input type="button" value="Back"/> <input type="button" value="Export to PDF"/> <input type="button" value="Export to CSV"/>			
<b>2009 National Crop Table No Pay Group Report</b>			
<b>Alabama</b>			
Crop Name	Crop Code	Crop Type	Intended Use
GRASS	0102	ABS	GZ
GRASS	0102	ABS	LS
<b>Hawaii</b>			
Crop Name	Crop Code	Crop Type	Intended Use
GRASS	0102	ABS	GZ

**Note:** Crops included on this report will **not** be downloaded to the county System 36.

\*--See subparagraph A for report viewing and exporting options.--\*

781 NCT Reports (Continued)

**\*--H SURE Approved Records Report**

The SURE Approved Records Report allows users to access crop records that are approved either at the National or State level for the SURE program. The report will contain all of the data elements that are required for the SURE program. To access the SURE Approved Records Report, from the Main Menu, CLICK “**Reports**”; from the Reports - Reports Selection Screen, CLICK “**SURE Approved Crop Records Report**”. The Reports - Report Criteria Screen will be displayed.

**Note:** County Offices are encouraged to print and reference the SURE Approved Crop Records Report while entering SURE crop data into the SURE producer workbook for the applicable year.

Users are required to enter data in at least 1 field on the Reports - Report Criteria Screen **before** clicking “**Search**”.

The screenshot shows a web application interface. On the left is a vertical menu with a blue header 'NCT Menu' and a white background. The menu items are: 'NCT Main Menu', 'Program Year 2010' (highlighted in blue), 'Main Menu', 'Add New Record(s)', 'Search/Modify Records', 'Mass Update Records', 'Mass Approve Records', 'Mass Approval Reset', and 'Reports'. The main content area has a blue header 'Program Year 2010 - Reports - Report Criteria'. Below the header are several dropdown menus: 'Crop:' with 'BEANS (0047)' selected, 'Crop Type:', 'Intended Use:', 'Practice:', 'Planting Period:', 'Graduated Price:', 'Crushing District:', 'NAP Pay Crop:', 'NAP Pay Type:', and 'SURE Approval Level:' with 'State' selected. At the bottom right, there are four buttons: 'Search', 'Clear', 'Back', and 'Main Menu'.

--\*

781 NCT Reports (Continued)

\*--H SURE Approved Records Report (Continued)

After users CLICK “Search”, the Reports - State Selection Screen will be displayed. Only States that contain data requested in the query will be displayed. Users may select up to 5 States in which to view approved records. CLICK “Process Selections” to obtain the report.

**NCT Menu**

NCT Main Menu

**Program Year 2010**

Main Menu

Add New Record(s)

Search/Modify Records

Mass Update Records

Mass Approve Records

Mass Approval Reset

Reports

Program Year 2010 - Reports - State Selection

Select up to five (5) states to display. Record total must be no more than 7,000.

Select	State	# of Results
<input checked="" type="checkbox"/>	Connecticut	5

After users CLICK “Process Selections”, the SURE Approved Records Report will be displayed.

2010 National Crop Table

SURE Approved Crop Records Report

SURE Approved Level: State

**Connecticut**

**BEANS (0047)**

County	Crop Type	Intended Use	Graduated Price	Practice	Planting Period	Final Planting Date	Insur-able	Unit of Measure	HAP Market Price	SURE CER	SURE SubCrop CER	Prevented Planting Factor	Unharvested Payment Factor	HAMP	Gk.Total	Gk.EU	Gk.Other	HUP-FH	HUP-FR	HUP-JU
Fairfield	GRN	SD		N	02	07/25/2011	N	TON	57.7700	888.00		0.1000	0.3000	101.0000	1.0000	1.0000	1.0000			
Tolland	GRN	SD		I	01	06/18/2010	N	TON	57.7700	106296.50	55.50	0.1000	0.3000	101.0000	1.0000	1.0000	1.0000			
Tolland	GRN	SD		I	04	07/25/2011	N	TON	57.7700	2345.00		0.1000	0.3000	101.0000	1.0000	1.0000	1.0000			
Tolland	GRN	SD		N	01	07/18/2010	N	TON	57.7700	1111.00		0.1000	0.3000	101.0000	1.0000	1.0000	1.0000			
Windham	GRN	SD		N	02	07/20/2010	N	TON	57.7700	888.00	888.00	0.1000	0.3000	101.0000	1.0000	1.0000	1.0000			

See subparagraph A for report viewing and exporting options.--\*

781 NCT Reports (Continued)

**\*--I SURE Unapproved Records Report**

The SURE Unapproved Records Report allows users to access crop records that are unapproved either at the National or State level for the SURE program. The report will contain all of the data elements that are required for the SURE program. This will assist State users in determining which records still require the SURE approval flag to be set and can provide a report for STC review.

To access the SURE Unapproved Records Report, from the Main Menu, CLICK “**Reports**”; from the Reports - Reports Selection Screen, CLICK “**SURE Unapproved Crop Records Report**”. The Reports - Report Criteria Screen will be displayed.

Users are required to enter data in at least 1 field on the Reports - Report Criteria Screen **before** clicking “**Search**”.

**NCT Menu**  
NCT Main Menu  
**Program Year 2010**  
Main Menu  
Add New Record(s)  
Search/Modify Records  
Mass Update Records  
Mass Approve Records  
Mass Approval Reset  
Reports

**Program Year 2010 - Reports - Report Criteria**

Crop: CARROTS (0120) [v]  
Crop Type: [v]  
Intended Use: [v]  
Practice: [v]  
Planting Period: [v]  
Graduated Price: [v]  
Crushing District: [v]  
NAP Pay Crop: [v]  
NAP Pay Type: [v]  
SURE Unapproval Level: State [v]

Search Clear Back Main Menu

--\*



781 NCT Reports (Continued)

\*--I SURE Unapproved Records Report (Continued)

After users CLICK “Search”, the Reports - State Selection Screen will be displayed. Only States that contain data requested in the query will be displayed. Users may select up to 5 States in which to view unapproved records. CLICK “Process Selections” to obtain the report.

<p><b>NCT Menu</b></p> <p>NCT Main Menu</p> <p><b>Program Year 2010</b></p> <p>Main Menu</p> <p>Add New Record(s)</p> <p>Search/Modify Records</p> <p>Mass Update Records</p> <p>Mass Approve Records</p> <p>Mass Approval Reset Reports</p>	<p style="background-color: #0056b3; color: white; padding: 2px;"><b>Program Year 2010 - Reports - State Selection</b></p> <p>Select up to five (5) states to display. Record total must be no more than 7,000.</p> <table border="1" style="width: 100%; border-collapse: collapse; margin-top: 10px;"> <thead> <tr style="background-color: #e0f0f0;"> <th style="text-align: center;">Select</th> <th style="text-align: center;">State</th> <th style="text-align: center;"># of Results</th> </tr> </thead> <tbody> <tr> <td style="text-align: center;"><input type="checkbox"/></td> <td style="text-align: center;">Alabama</td> <td style="text-align: center;">208</td> </tr> <tr> <td style="text-align: center;"><input checked="" type="checkbox"/></td> <td style="text-align: center;">Arizona</td> <td style="text-align: center;">4</td> </tr> <tr> <td style="text-align: center;"><input type="checkbox"/></td> <td style="text-align: center;">Arkansas</td> <td style="text-align: center;">78</td> </tr> <tr> <td style="text-align: center;"><input type="checkbox"/></td> <td style="text-align: center;">California</td> <td style="text-align: center;">44</td> </tr> <tr> <td style="text-align: center;"><input type="checkbox"/></td> <td style="text-align: center;">Colorado</td> <td style="text-align: center;">15</td> </tr> <tr> <td style="text-align: center;"><input type="checkbox"/></td> <td style="text-align: center;">Connecticut</td> <td style="text-align: center;">8</td> </tr> <tr> <td style="text-align: center;"><input checked="" type="checkbox"/></td> <td style="text-align: center;">Florida</td> <td style="text-align: center;">8</td> </tr> <tr> <td style="text-align: center;"><input type="checkbox"/></td> <td style="text-align: center;">Georgia</td> <td style="text-align: center;">331</td> </tr> </tbody> </table>	Select	State	# of Results	<input type="checkbox"/>	Alabama	208	<input checked="" type="checkbox"/>	Arizona	4	<input type="checkbox"/>	Arkansas	78	<input type="checkbox"/>	California	44	<input type="checkbox"/>	Colorado	15	<input type="checkbox"/>	Connecticut	8	<input checked="" type="checkbox"/>	Florida	8	<input type="checkbox"/>	Georgia	331
Select	State	# of Results																										
<input type="checkbox"/>	Alabama	208																										
<input checked="" type="checkbox"/>	Arizona	4																										
<input type="checkbox"/>	Arkansas	78																										
<input type="checkbox"/>	California	44																										
<input type="checkbox"/>	Colorado	15																										
<input type="checkbox"/>	Connecticut	8																										
<input checked="" type="checkbox"/>	Florida	8																										
<input type="checkbox"/>	Georgia	331																										

--\*

781 NCT Reports (Continued)

I SURE Unapproved Records Report (Continued)

After users CLICK “Process Selections”, the SURE Unapproved Records Report will be displayed.

<input type="button" value="Back"/> <input type="button" value="Export to PDF"/> <input type="button" value="Export to CSV"/>																				
<b>2010 National Crop Table</b> <b>SURE Unapproved Crop Records Report</b> <b>SURE Unapproval Level: State</b>																				
<b>Arizona</b>																				
<b>CARROTS (0120)</b>																				
County	Crop Type	Intended Use	Graduated Price	Practice	Planting Period	Final Planting Date	Insurable	Unit of Measure	NAP Market Price	SURE CEY	SURE SubCrop CEY	Prevented Planting Factor	Unharvested Payment Factor	NAMP	QA-Total	QA-EM	QA-Other	HIP-FH	HIP-FR	HIP-JU
Greenlee	HYB	FH		I	01	03/31/2010	N	CWT	20.2333	27.75	17.00	0.9800	0.5300	21.8500	1.0000	1.0000	1.0000			
Maricopa	MNE	FH		I	01	03/31/2010	N	CWT	20.2333			0.9800	0.5300							
Pinal	MNE	FH		I	01	03/31/2010	N	CWT	20.2333			0.9800	0.5300							
Yavapai	HYB	FH		I	01	03/31/2010	N	CWT	20.2333	27.75	17.00	0.9800	0.5300	21.8500	1.0000	1.0000	1.0000			
<b>Florida</b>																				
<b>CARROTS (0120)</b>																				
County	Crop Type	Intended Use	Graduated Price	Practice	Planting Period	Final Planting Date	Insurable	Unit of Measure	NAP Market Price	SURE CEY	SURE SubCrop CEY	Prevented Planting Factor	Unharvested Payment Factor	NAMP	QA-Total	QA-EM	QA-Other	HIP-FH	HIP-FR	HIP-JU
Alachua	HYB	FH		I	01	11/30/2009	N	CWT	21.2333	30.67	19.00	0.1000	0.3000	19.5400	0.9800	1.0000	1.0000			
Alachua	HYB	FH		I	02	03/31/2010	N	CWT	21.2333			0.1000	0.3000	19.5400	0.9800	1.0000	1.0000			
Hamilton	HYB	FH		I	01	11/30/2009	N	CWT	21.2333	30.67	19.00	0.1000	0.3000	19.5400	0.9800	1.0000	1.0000			
Hamilton	HYB	FH		I	02	03/31/2010	N	CWT	21.2333			0.1000	0.3000	19.5400	0.9800	1.0000	1.0000			
Hamando	HYB	FH		I	01	11/30/2009	N	CWT	21.2333	30.67	19.00	0.1000	0.3000	19.5400	0.9800	1.0000	1.0000			
Hamando	HYB	FH		I	02	03/31/2010	N	CWT	21.2333			0.1000	0.3000	19.5400	0.9800	1.0000	1.0000			

See subparagraph A for report viewing and exporting options.

\*--J Single County SURE Approved Records Report

The Single County SURE Approved Records Report:

- allows users to access crop records that are approved at the State level for the SURE Program
- is designed specifically for County Office users to assist in data-loading the SURE Workbook with State-approved SURE crop data.

**Note:** County Office users shall export and print this report as a .pdf file to use while data-loading SURE Workbooks in their County Offices.

To access the Single County SURE Approved Records Report from the:

- Main Menu, CLICK “**Reports**”
- Reports - Report Selection Screen, CLICK “**Single County SURE Approved Records Report**”.

**Note:** The Reports - Report Criteria Screen will be displayed.--\*

781 NCT Reports (Continued)

\*--J Single County SURE Approved Records Report (Continued)

The user must enter the desired State and county on the Reports - Report Criteria Screen before clicking “Search”.

After users CLICK “Search”, the Single County SURE Approved Records Report will be displayed.

Back    Export to PDF    Export to CSV

**2010 National Crop Table**  
**Single County SURE Approved Records Report**  
**SURE Approved Level: State**

Caroline, Maryland (24-011)

**ASPARAGUS (0104)**

Crop Type	Int Use	Prac.	Grad Pt Code	PP Factor	UH Factor	Pit. Per	Final Pit. Date	Insur-able	Unit of Meas	SURE CEY	SURE SubCrp CEY	HMP: FH	HMP: PR	HMP: JU	NAP Price	NAMP	QA: Total	QA: EM	QA: Other
FH	I			0.0000	0.6000	01		N	CWT	33.00					84.4333	84.4333	1.0000	1.0000	1.0000

**BEANS (0047)**

Crop Type	Int Use	Prac.	Grad Pt Code	PP Factor	UH Factor	Pit. Per	Final Pit. Date	Insur-able	Unit of Meas	SURE CEY	SURE SubCrp CEY	HMP: FH	HMP: PR	HMP: JU	NAP Price	NAMP	QA: Total	QA: EM	QA: Other
BSL	FH	I		0.1500	0.5100	01	06/01/2010	N	TON	1.35					426.3333	426.3333	1.0000	1.0000	1.0000
BUT	FH	I		0.1500	0.5100	01	06/30/2010	N	CWT	22.00					80.0000	80.0000	1.0000	1.0000	1.0000
GRN	FH	I		0.3000	0.7500	01	06/30/2010	N	CWT	40.67					43.6667	43.6667	1.0000	1.0000	1.0000
GRN	FH	N		0.3000	0.7500	01	06/30/2010	N	CWT	36.67					43.6667	43.6667	1.0000	1.0000	1.0000
LGL	FH	I		0.1500	0.5100	01	06/30/2010	N	CWT	22.00					80.0000	80.0000	1.0000	1.0000	1.0000
PLE	FH	I		0.3000	0.7500	01	06/30/2010	N	CWT	40.67					40.0000	40.0000	1.0000	1.0000	1.0000

**CANTALOUPE (0759)**

Crop Type	Int Use	Prac.	Grad Pt Code	PP Factor	UH Factor	Pit. Per	Final Pit. Date	Insur-able	Unit of Meas	SURE CEY	SURE SubCrp CEY	HMP: FH	HMP: PR	HMP: JU	NAP Price	NAMP	QA: Total	QA: EM	QA: Other
FH	I			0.1500	0.5200	01	06/15/2010	N	CWT	99.33					31.0000	31.0000	1.0000	1.0000	1.0000
FH	N			0.1500	0.5200	01	06/15/2010	N	CWT	90.00					31.0000	31.0000	1.0000	1.0000	1.0000

**CARROTS (0120)**

Crop Type	Int Use	Prac.	Grad Pt Code	PP Factor	UH Factor	Pit. Per	Final Pit. Date	Insur-able	Unit of Meas	SURE CEY	SURE SubCrp CEY	HMP: FH	HMP: PR	HMP: JU	NAP Price	NAMP	QA: Total	QA: EM	QA: Other
FH	I			0.2000	0.6000	01	06/30/2010	N	LBS	31733.00					0.2237	0.2237	1.0000	1.0000	1.0000

Note: See subparagraph A for report viewing and exporting options.--\*

782-795 (Reserved)



## \*--Section 2 Unit Maintenance

## 796 Overview

**A****Introduction**

This section provides procedure for:

- creating initial units
- modifying units
- printing the unit description report.

**B****Unit Changes**

Unit software was completely rewritten for the 2001 and subsequent crop years. The major changes are as follows:

- no longer year specific
- no more subunits for added land purposes
- land location and crops are not attached
- units are created for a unique farming relationship, not individually by producer
- units are based on administrative not location county
- unit number is now 6 digits and unique within an administrative county.

**C****Producer Types**

There are only 2 producer types used to determine unique farming relationships: OP and OW. All OT producer types will be considered OP. An OO producer type that is associated with other producers will be considered an OP if all of the other producer types are OW. An OO producer type that is associated with other producers will be considered an OW if any of the other producer types is an OP. All relationships that are comprised of only 1 producer will be an OP producer type.

**Examples:** Producer A is an OO and shares with Producer B who is an OW. Producer A will be considered an OP.

Producer A is an OO and shares with Producer B who is an OP. Producer A will be considered an OW.--\*

**\*--797 Basic Unit Definition**

---

**A  
Review of  
Definition**

Basic units are established as follows:

- all land administered by a county for which a producer has a 100% share is 1 basic unit, including owner-operator and cash rented land
- each unique instance of a farming relationship of operator(s) to owner(s) is a separate unit.

**Note:** Reversed roles qualify for separate basic units. Producer A is OP and Producer B is OW on some land and Producer B is OP and Producer A is OW on some land. Each relationship would have a unique unit number.

---

**B  
Examples of  
Units**

**Example 1:** The following are farming operations for producer A:

- owner-operator of farm 1
- cash rents farm 2 for 100 percent share.

Producer A has only 1 unit.

**Example 2:** The following are farming operations for producer B:

- cash rents farm 3 for 100 percent share
- operator of farm 4 and shares 50/50 with producer C
- owner of farm 5 and shares 50/50 with producer C.

Producer B has 3 basic units. Farm 5 has a different farming relationship because of role reversal with producer C.--\*

---

**\*--798 Creating Initial Units**

**A Accessing Unit Maintenance**

Select Option “8” from Menu M00000 or Option “2” from Menu MHB000 to display Unit Relationship Menu MHACU0.

**B Unit Relationship Menu MHACU0**

This is an example of Unit Relationship Menu MHACU0. This menu provides options to maintain existing units or create initial units for the entire county.

```

COMMAND                                MENU: MHACU0                                W1
Unit Relationship Menu
-----
                                1. Unit Maintenance
                                2. Create Initial Units

                                20. Return to Application Primary Menu
                                21. Return to Application Selection Screen
                                23. Return to Primary Selection Menu
                                21. Sign Off

Cmd3=Previous Menu                                *=Option currently not available.

Enter option and press "Enter".
    
```

**C Options on Menu MHACU0**

This table shows options on Menu MHACU0 and each option’s result and paragraph reference.

Option	Result	Reference
1	Screen MHACU101 will be displayed to select a producer.	Paragraph 799
2	Queries compliance share file and creates any new relationships. Redisplays Menu MHACU0.	This paragraph

**D Initial Units**

Units will initially be built by reading the 2001 compliance share files and grouping by unique share relationships. These units will be created using the producer(s) ID and ID type(s) to determine unique farming relationships. Only new units will be created.--\*

799 Unit Maintenance

A Unit Maintenance Screen MHACU301

This is an example of Display Unit Screen MHACU301. This screen will be displayed following the creation of initial units according to paragraph 798 and when a producer is selected from Producer Selection Screen MHACU101. The initial unit creation process will be run for the producer selected. The first character of the unit will be the status field. A deleted unit will display a “D”.

```

UNIT MAINTENANCE                      County Name                      MHACU301
Display Unit Screen                    Version:AA01    06/11/2001    12:12 Term W1
-----
Producer   Joe Jones

      Sel Unit No.  Type      Producers
      -
      -      101    OP       Joe Jones
              OW       Bob Smith
              OW       Mary Johnson
              MORE PRODUCERS
      -      223    OW       Joe Jones
              OP       Bob Smith
D  -      448    OP       Joe Jones
              OW       Mary Johnson

Cmd4=Previous  Cmd7=End  Cmd16=Add Unit  Cmd21=Auto Create
Cmd22=Print    Cmd23=Reactivate  Cmd24=Delete  Roll=Page
    
```

B Options on Screen MHACU301

This table shows options on Screen MHACU301 and each option’s result and paragraph reference.

Option	Result	Reference
Cmd16	Screen MHACU401 will be displayed to add a unit.	*--Paragraph 801
Cmd21	Auto create.	This paragraph
Cmd22	Print screen will be displayed.	Paragraph 802--*
Cmd23	Reactivate previously deleted unit.	This paragraph
Cmd24	Delete unit.	This paragraph



**\*--799 Unit Maintenance (Continued)**

---

**C**

**Deleting a Unit**

A unit can be deleted by placing an "X" by the unit on Screen MHACU301 and pressing "Cmd24" to delete. The unit will be displayed with a "D".

---

**D**

**Reactivating a Unit**

A deleted unit can be reactivated by placing an "X" by the unit on Screen MHACU301 and pressing "Cmd23" to reactivate. The "D" will be removed from the unit.

---

**E**

**Auto Creating a Unit**

The compliance share file will be queried and new units for the producer will be added, if applicable, by pressing "Cmd21". If no units were created, units must be added according to paragraph 801.--\*

---

**\*--800 Modifying Units**

---

**A  
Review of  
Farming  
Relationships**

The County Office may use the information on AD-1026A, CCC-502, and the yearly review of farm constitution according to 2-CM to ensure that all farming relationships are added as units.

Any change in farming operations may result in a change of basic units. This would include, but is not limited to:

- producer changes
- reconstitutions.

**Note:** Units must be accurate for the current year farming operation to establish accurate basic unit structures.

A unit can be created before acreage reports are taken. The process to read the acreage share file will help with creating units but is not the only way to create units. All units created automatically should be verified for accuracy.--\*

---

**\*--801 Creating Units**

**A  
Screen  
MHACU401**

This is an example of Create Unit Screen MHACU401. This screen provides options to add producers to a unit.

UNIT MAINTENANCE Create Unit Screen	County Name Version:AA01	Input 06/11/2001 12:12	MHACU401 Term W1
-----			
Sel	Type	Producers	
-	OP	Joe Jones	
-	OW	James Jones	
Cmd4=Previous Cmd5=Complete Transaction Cmd7=End Cmd16=Add Producer Cmd24=Delete Roll=Page			

**Note:** The first producer shown is the producer who was selected previously with the producer type left blank. Producer type must be added to all producers.

**B  
Options on  
Screen  
MHACU401**

This table shows options on Screen MHACU401 and each option's result.

Option	Result
Cmd5	Screen MHACU401 will be redisplayed with update.
Cmd16	Screen MHACR4 will be displayed for producer selection.
Cmd24	Screen MHACU401 will be redisplayed after the selected producer is deleted.

--\*

**\*--802 Unit Description Report**

**A  
Screen  
MHACU501**

This is an example of Print Unit Report Screen MHACU501.

UNIT MAINTENANCE	County Name	MHACU501
Print Report Screen	Version:AA01 06/11/2001 12:12	Term W1
-----		
<p>To print a report of the Unit Descriptions, enter Y</p> <p>This report will be printed on printer P1 unless another printer is selected using the Printer Control option below. Please ensure that this printer contains stock paper.</p> <p>To print an individual unit, enter unit number: _____ or All units will be printed</p>		
Enter=Continue Cmd12=Printer Control		

**B  
Options on  
Screen  
MHACU501**

This table shows options on Screen MHACU501 and each option's result.

Option	Result
Enter=Continue	Report MHACU6-R001 will be printed for the unit selected or all units.
Cmd12=Printer Control	Screen FAX46501 will be displayed to allow selection of a different printer.

--\*

Continued on the next page

**\*--802 Unit Description Report (Continued)**

**C  
Screen  
FAX46501**

This is an example of Modify Print Options Screen FAX46501.

Common Functions	County Name	Print	FAX46501
Modify Print Options Screen	Version:AA01	06/11/1998 12:12	Term W1
-----			
Printer ID	P1		
Form No.	0001		
Number of Copies	1		
Hold after Print? (Y or N)	N		
Enter=Continue Cmd4=Previous Screen Cmd7=End			

**D  
Options on  
Screen  
FAX46501**

This table shows options on Screen FAX46501 and each option's result.

Option	Result
Printer ID	Change to printer capable of printing report.
Number of copies	This will allow a duplicate of the report to print.
Hold After Print	Default is "N" for no. Do not change to "Y" for yes.

--\*

Continued on the next page

802 Unit Description Report (Continued)

**E**  
**Report**  
**MHACU6-R001**

This is an example of Report MHACU6-R001 NAP Unit Descriptions.

STATE NAME	USDA-FSA	Prepared: 6-11-2001
COUNTY NAME	Unit Descriptions	Page: 1
Report ID: MHACU6-R001		
Producer Name: Joe Jones		ID Number: 999999999 S
-----		
Unit: 101		
-----		
RELATIONSHIP		
Type	Producer	Type Producer
OP	Joe Jones	OW Bob Smith
OW	James Jones	OW Mary Johnson
-----		
Unit: 223		
-----		
RELATIONSHIP		
Type	Producer	Type Producer
OP	Joe Jones	OW Bob Smith
-----		
Unit: 776		
-----		
RELATIONSHIP		
Type	Producer	Type Producer
OP	Joe Jones	OW James Jones
-----		

803-835 (Reserved)

**Section 3 Approved Yields****836 Overview****A Introduction**

This section provides requirements for:

- selecting a NAP specific crop to compute an approved yield
- dataloading approved yield information
- modifying approved yield information
- printing CCC-452.

**B Approved Yield Policy**

The policy about what information is necessary to compute an approved yield is in Part 5. The approved yield is \* \* \* unit specific. \* \* \* A producer must be selected before the applicable unit can be accessed.

**C Prerequisites**

The following must be completed or available before an approved yield can be calculated for a producer:

- units must be established
- CCC-471 must be on file for at least 1 of the producers on the unit
- crop record must exist on NCT with a county expected yield
- \*--crop record must be approved by the National or State Office.--\*

**D Starting Year**

This software can only be used for 2003 and future year approved yield purposes.

**\*--837 Approved Yield Screen Flow**

**A Accessing Unit Selection Screen MHACYB01**

Complete the following to access Screen MHACYB01.

<b>Step</b>	<b>Action</b>	<b>Result</b>
1	On Risk Management and Disaster Payments Menu MH0000, ENTER "2" and PRESS "Enter".	Menu MHB0YR will be displayed.
2	Enter the option for the applicable crop year and PRESS "Enter".	Menu MHB000 will be displayed.
3	ENTER "3", "Approved Yield Maintenance", to select a producer and PRESS "Enter".	Screen MHACYA01 will be displayed.
4	Enter the producer data to select a producer.	Screen MHACYB01 will be displayed.

--\*



**\*--837 Approved Yield Screen Flow (Continued)**

**B Unit Selection Screen MHACYB01**

Use Screen MHACYB01 to select a unit to calculate an approved yield.

On Screen MHACYB01:

- ENTER "X" before the desired unit
- Note:** Only 1 unit can be selected at a time.
- PRESS "Enter" to display Crop Selection Screen MHACYC01.

This is an example of Screen MHACYB01.

```

2003 NAP                      County Name                      MHACYB01
Unit Selection Screen          Version:AA01  09/25/2003  12:12  Term W1
-----
Producer   Joe Jones

      Place an 'X' before desired Unit for crop selection

      Unit   Type   Producers
      --   ---   -
      -  101   OP    Joe Jones
                   OW    Bob Smith
                   OW    Mary Johnson
                   MORE PRODUCERS
      -  223   OW    Joe Jones
                   OP    Bob Smith
      -  776   OP    Joe Jones
                   OW    James Jones

Enter=Continue  Cmd4=Previous  Cmd7=End  Roll=Page
    
```

--\*

837 Approved Yield Screen Flow (Continued)

C Crop Selection Screen MHACYC01

Use Screen MHACYC01 to select a crop, type, planting period, intended use, and practice to calculate an approved yield. On Screen MHACYC01:

- ENTER “X” before the desired crop, type, planting period, intended use, and practice

**Note:** Only 1 record can be selected at a time.

- PRESS “Cmd2” to display Jump to Crop Screen MHACYC1A

**Note:** Type in a partial crop name to quickly access crops without going through several roll screens.

- PRESS “Enter” to display Approved Yield Calculation Screen MHACYD01.

**Note:** Only those records with a county expected yield downloaded on NCT can have an approved yield calculated.

This is an example of Screen MHACYC01.

\*--

2003 NAP		County Name				MHACYC01
Crop Selection Screen		Version:AA01 09/25/2003 12:12				Term W1
-----						
Producer	Joe Jones		Unit	101		
Place an 'X' before desired crop for processing						
	Crop	Type	Plnt Pd	Int Use	Prac	Appr Yield Loaded
-	ALFALFA		01	FG	N	Y
-	CORN	POP	01	GR	I	Y
-	CORN	POP	01	GR	N	Y
-	CORN	SWT	01	GR	N	
-	MIXED FORAGE	AGM	01	FG	N	
-	MIXED FORAGE	IGS	01	FG	N	
*	LETTUCE	BIB	01	FH		
-	LETTUCE	BIB	02	FH	I	
*	LETTUCE	BIB	02	SD		
MORE CROPS						
Enter=Continue Cmd2=Jump to Crop Cmd4=Previous Cmd7=End Roll=Page						
* - Crops without a county expected yield and/or a State/national approval						

**Notes:** Any record that has a calculated approved yield will be identified with “Y” in the “Appr Yield Loaded” column.

Unit of Measure Conversion Factor Screen MHACYD1D will be displayed according to subparagraph 839 C if the unit of measure has changed, either during the year or between years.--\*

837 Approved Yield Screen Flow (Continued)

**D Approved Yield Calculation Screen MHACYD01**

Approved yield data is entered through Screen MHACYD01.

Following is an example of Screen MHACYD01.

2003 NAP		County Name		MHACYD01	
Approved Yield Calculation Screen		Version:AA01 09/25/2003		12:12 Term W1	
-----					
Producer	Joe Jones	Unit	101	Trans Yield	1000.0
Crop	CORN	Type	POP	Adj Trans Yield	880.0
	Plnt Pd	01	Int Use	Reason 06 Date	06 05 2003
	Substitute Yield?	Y		Prior Appr Yield	896.0
	Cup Rules Apply?	Y		Approved Yield	960.0
Crop Year	Eligible Disaster	Acres Planted Irrigated	Actual Production (BU)	Record Type	Yield Type Yield
2002	Y	10.00	9600.0	1	A 960.0
2001	Y	10.00	9500.0	1	A 950.0
2000	N	10.00	10500.0	1	A 1050.0
1999					T 880.0
---					
---					
---					
---					
---					
Cmd1=Remarks Cmd4=Prev Cmd5=Update Cmd7=End Cmd12=Print Cmd24=Delete Help=Help					

**E Options on Screen MHACYD01**

This table shows options on Screen MHACYD01 and each option's result.

Option	Result
Cmd1	Screen MHACYD1A will be displayed to provide a 50 character free-form text field.
Cmd5	Screen MHACYD01 will be redisplayed with resulting calculations of inputs.  <b>Notes:</b> Four crop years are required to calculate an approved yield.  Screen MHACYD1C will be displayed according to subparagraph L for 2001 and subsequent historic years if the record has a prior approved yield loaded with acres planted and actual production fields blank.  Approved Yield Warning Screen MHACYD1D will be displayed according to subparagraph M if the calculated approved yield exceeds the transitional yield by 100 percent or more.  *--Substitute Yield Screen MHACYD1B will be displayed according to subparagraph N if a substitute yield is being used.--*
Cmd12	Screen MHACYZ01 will be displayed to select a printer for the printed report. See paragraph 838.
Help	Screen HLPCYD01 will be displayed to provide information on yield types, record types, and reason codes.

\*--837 Approved Yield Screen Flow (Continued)

**F Field Entries on Screen MHACYD01**

This table provides instructions for field entries on Screen MHACYD01.

**Note:** The procedure for determining the values of some of these fields is in Part 5.

Field Name	Procedure
Trans Yield	This field displays the county expected yield from NCT.
Adj Trans Yield	Enter the adjusted T-yield determined according to subparagraph 260 C.
Reason	Enter the applicable reason code for the adjusted T-yield. Subparagraph G has a list of these codes.
Date	Enter the date of the COC or STC minutes that document the determination of the adjusted T-yield.
Prior Appr Yield	Enter the previous year’s approved yield. This field will be blank if the unit has never had an approved yield established. 2004 and future years approved yield software will rollover the approved yield from a prior year into this field.
Approved Yield	This field is calculated when “Cmd5” is pressed.  <b>Note:</b> Four crop years are required before an approved yield can be calculated. See subparagraph 254 D.
Substitute Yield?	This field determines whether substitute yield rules apply. This field is defaulted to “N” as the unit may have already used this 1-time substitution. ENTER “Y” if the producer is requesting to use substitute yields as provided in paragraph 259.
Cup Rules Apply?	This field determines whether cup rules apply. This field is defaulted to “Y” meaning that the software will determine whether a cup applies. ENTER “N” if the approved yield should not be cupped. Refer to subparagraph 286 D for instances when the cup rules do not apply.  <b>Note:</b> “Y” does not mean that the approved yield was cupped, only that the rules apply.

--\*

## 837 Approved Yield Screen Flow (Continued)

## F Field Entries on Screen MHACYD01 (Continued)

Field Name	Procedure
Crop Year	<p>The prior 4 crop years are displayed. Additional years can be added if necessary. Enter data for any prior crop year for which the producer provides records of actual production. Rotation farms only require data to be loaded for the years that the crop is planted.</p> <p><b>Note:</b> Lag year crops included in paragraph 308 have a 1-year lag.</p> <p><b>Example:</b> The prior 4 crop years for the 2003 approved yield are 1998 through 2001.</p>
Eligible Disaster	<p>This field is defaulted to blank. Enter either “N” or “Y” for any year that acreage and production is loaded. “Y” will allow the replacement yield rules to apply for that year as provided in paragraph 256.</p>
*--Acres Planted	<p>Enter the acres planted for the unit as determined according to Part 4. The acres shall be loaded as irrigated or nonirrigated, as applicable.--*</p>
Actual Production	<p>Enter the actual production as determined according to paragraph 326.</p>
Record Type	<p>Enter the record types that support the production entered. Use a comma to separate multiple record types. Subparagraph G has a list of these record types. If record type 5 is one of the types entered, use “Cmd1” to record the type of production record used.</p> <p><b>Example:</b> 1, 5</p>
Yield Type	<p>This field is determined by the software when “Cmd5” is pressed and, therefore, is generally left blank. This type may be entered or changed to follow procedure in this handbook.</p> <p><b>Example:</b> The unit qualifies for the “new producer” rule. The system-generated percent of T-yield types can be changed or loaded to “I”. If changed, the approved yield will be recalculated when “Cmd5” is pressed.</p>
Yield	<p>This field is calculated by the software when “Cmd5” is pressed. This entry may be modified to follow procedure in this handbook.</p> <p><b>*--Example:</b> The unit qualifies for the “added practice, type, intended use, or planting period” rule. The system-generated percent of T-yield types can be changed to “C”, and the yield can be changed to the applicable percentage of T-yield.--*</p>

\*--837 Approved Yield Screen Flow (Continued)

G Example of Screen HLPCYD01

This is an example of Approved Yield Calculation Help Screen HLPCYD01.

```

2003 NAP
Approved Yield Calculation Help Screen
-----
Reason Code. . . . .
  1 - Inconsistent farming/mgmt practice      4 - Topography
  2 - Age of stand/trees                      5 - Soil type
  3 - Multiple county T-yield variations     6 - Elevation
Record Type. . . . .
  1 - Sold /commercial storage              4 - Appraisal
  2 - On farm storage, measurement          5 - Other (Identify in remarks)
  3 - Livestock feeding records
Yield Type . . . . .
  A - Actual yield                          Q - COC special request
  B - Bypass year                           R - Replacement yield
  C - Added practice/type/variety           S - 65% of the 'T' yield
  E - 80% of the 'T' yield                  T - 100% of the 'T' yield
  I - 100% of the 'T' yield for new         U - Substitute yield
      producer of a crop                    X - 80% of the 'T' yield for
  N - 90% of the 'T' yield                  livestock producers
  O - Zero credited yield                   Z - Zero acres planted
  P - 75% of previous year approved yield

Enter=End help

```

H Explanation of Help Screen Terms

Definitions and examples of the terms used on Screen HLPCYD01 are in Part 5.--\*

837 Approved Yield Screen Flow (Continued)

I Screen MHACYD01 Data Entry Exceptions

The “Eligible Disaster”, “Acres Planted” \* \* \*, “Actual Production”, and “Record Type” fields are generally the only data items that need to be loaded. The yield type and yield are calculated based on the data entries. The exceptions are as follows.

Yield Type	Remarks
B	Can be loaded in any crop year that is determined to be a bypass year according to subparagraph 271 C.
C	Can be loaded in any crop year for units that qualify for the “added practice, type, *--intended use, or planting period” rule according to paragraph 287. The yield--* must also be loaded at 80, 90, or 100 percent of the T-yield.
I	Can be loaded in any crop year to obtain 100 percent of the T-yield for units that qualify for the “new producer” rule according to paragraph 282. The yield will be calculated by the system.
O	Can be loaded in any crop year when zero yield provisions in paragraph 258 are applicable. The yield will be changed to zero by the system.
P	Can be loaded in any crop year other than the most recent to signify an assigned *--yield of 75 percent of the prior approved yield for the crop year in which a report of production was not provided will be used according to paragraph 257. A yield type of “P” will be created by the system in the most recent year, if applicable. The yield must be entered. This yield type may be overridden, if--* applicable, by a substitute yield if the substitute yield flag is “Y” as determined by paragraph 259.
Q	Can be loaded in any crop year for units that qualify for a special COC-approved yield request as provided for in subparagraph 282 E. The yield must be determined according to subparagraph 282 E and loaded.
U	Can be loaded in any crop year that the unit used the substitute rule from *--paragraph 259 in the first year of participation after 2000. Screen MHACYD1B will pop up to provide a data entry for the T-yield that is to be used for the substitute yield. The current year T-yield is the default for Screen--* MHACYD1B, but must be changed to the applicable T-yield for that year. The yield will be calculated by the system.
X	Can only be loaded in crop year 1999 and prior years for units that qualify for the “livestock exception” as determined by paragraph 283.

837 Approved Yield Screen Flow (Continued)

**J Screen MHACYD01 System-Generated Data**

“Eligible Disaster”, “Acres Planted” \* \* \*, “Actual Production”, and “Record Type” fields are generally the only data items that need to be loaded. The yield type and yield are calculated based on the data entries. The values determined by the software are as follows.

Yield Type	Remarks
A	Determined by the system when acres planted and actual production are entered. The yield will be calculated by dividing the acreage into the production.
*--B	Determined by the system, if in a prior year there is an approved yield in the database, and there are no reported acres or production and the crop was not covered by NAP in the applicable year.--*
E	Determined by the system when acres planted and actual production are blank and there is 1 actual yield in the database. The yield will be calculated at 80 percent of the T-yield.
N	Determined by the system when acres planted and actual production are blank and there are 2 actual yields in the database. The yield will be calculated at 90 percent of the T-yield.
*--O	<p>Determined by the system, if in a prior year there is an assigned yield in the database, and any of the following apply:</p> <ul style="list-style-type: none"> <li>• a CCC-471 was filed but no acreage was reported</li> <li>• production is not reported</li> <li>• the acreage of the crop in the administrative county has increased more than 100 percent over any year in the preceding 7 crop years or increased significantly from the previous crop year.</li> </ul>
P	Determined by the system, if in a prior year there is an approved yield in the database, and there are reported acres but no production or the production is not acceptable.--*
R	Determined by the system when acres planted and actual production are entered, the eligible disaster flag is “Y”, and the calculated yield is less than 65 percent of the T-yield. The yield will be calculated at 65 percent of the T-yield.
S	Determined by the system when acres planted and actual production are blank and there are no actual yields in the database. The yield will be calculated at 65 percent of the T-yield.
T	Determined by the system when acres planted and actual production are blank and there are 3 actual yields in the database. The yield will be calculated at 100 percent of the T-yield.
U	Determined by the system when acres planted are entered, actual production is left blank, the substitute yield flag is “Y”, and the assigned yield is less than 65 percent of the T-yield. The yield will be calculated at 65 percent of the T-yield.
Z	<p>Determined by the system when a zero is entered for acres planted and actual production. The yield will be left blank.</p> <p><b>Note:</b> The “Eligible Disaster” and “Record Type” fields are left blank.</p>



\*--837 Approved Yield Screen Flow (Continued)

**K Examples of Approved Yield Data Entries**

The following screens are examples of approved yield data entries. See Exhibit 45 for other examples.

```

2003 NAP                      County Name                      MHACYD01
Approved Yield Calculation Screen  Version:AA01 09/25/2003  12:12  Term W1
-----
Producer  Joe Jones                      Unit  101      Trans Yield  1000.0
Crop      CORN  Type POP  Plnt Pd 01  Int Use GR      Adj Trans Yield
                                                Reason      Date
                                                Prior Appr Yield
                                                Cup Rules Apply?  Y      Approved Yield

Crop      Eligible  Acres Planted  Actual Production  Record  Yield
Year      Disaster  Irrigated      (BU )              Type    Type    Yield
2002
2001
2000
1999
—
—
—
—
—
—
Cmd1=Remarks  Cmd4=Prev  Cmd5=Update  Cmd7=End  Cmd12=Print  Cmd24=Delete  Help=Help
    
```

The unit has no acres or production for any year. No data needs to be entered. Pressing “Cmd5” will redisplay Screen MHACYD01 and will be updated as follows.

```

2003 NAP                      County Name                      MHACYD01
Approved Yield Calculation Screen  Version:AA01 09/25/2003  12:12  Term W1
-----
Producer  Joe Jones                      Unit  101      Trans Yield  1000.0
Crop      CORN  Type POP  Plnt Pd 01  Int Use GR      Adj Trans Yield
                                                Reason      Date
                                                Prior Appr Yield
                                                Cup Rules Apply?  Y      Approved Yield  650.0

Crop      Eligible  Acres Planted  Actual Production  Record  Yield
Year      Disaster  Irrigated      (BU )              Type    Type    Yield
2002
2001
2000
1999
—
—
—
—
—
—
Cmd1=Remarks  Cmd4=Prev  Cmd5=Update  Cmd7=End  Cmd12=Print  Cmd24=Delete  Help=Help
    
```

--\*

837 Approved Yield Screen Flow (Continued)

\*--L NAP Application for Coverage Screen MHACYD1C

The following is an example of Screen MHACYD1C.

```

2006 NAP          107-A TULARE          Entry          MHACYD01
Approved Yield Calculation Screen      Version: AF42  08/18/2006 14:28 Term F3
-----
Unit   526
Crop  APPLE  Type COM  Plnt Pd 01  Int Use FH  Adj Trans Yield      125
Reason Date
NAP Application for Coverage Screen          MHACYD1C          82
Crop El      Was this crop covered by a      Yield
Year Di      NAP Application for coverage      (LBS)
2005         for the ____ crop year?          0
2004         _ (Y/N)                          125
2003         _ (Y/N)                          97
2002         _ (Y/N)                          107

Enter=Continue  Cmd4=Previous Screen

Cmd1=Remainder  Help=Help
    
```

M Approved Yield Warning Screen MHACYD1D

The following is an example of Screen MHACYD1D.

```

2006 NAP          107-A TULARE          Entry          MHACYD01
Approved Yield Calculation Screen      Version: AF42  08/18/2006 14:04 Term F3
-----
Unit   526
Crop  APPLE  Type COM  Plnt Pd 01  Int Use FH  Adj Trans Yield      125
Reason Date
Approved Yield Warning          MHACYD1D          82
Crop El      - WARNING -
Year Di      The calculated Approved Yield will exceed
2005         the Transitional Yield by 100% or more.
2004         Please review the historical Acres and
2003         Production keeping Unit of Measure in mind.
2002         _ (Y/N)

Enter=Continue  Cmd4=Review/Revise

Cmd1=Remainder  Cmd2=REV  Cmd3=Update  Cmd7=End  Cmd12=Print  Cmd13=Delete  Help=Help
    
```

--\*

837 Approved Yield Screen Flow (Continued)

\*--N Substitute Yield Screen

The following is an example of Screen MHACYD1B.

The current year T-yield is the default but must be changed to the applicable T-yield for that year.

```

2007 NAP          107-A TULARE          Entry          MHACYD01
Approved Yield Calculation Screen  Version: AF65  10/01/2007 13:35 Term F3
-----
Unit   752                      Trans Yield          125
Crop  APPLE  Type COM  Plnt Pd 01  Int Use FH  Adj Trans Yield
Reason          Date
Substitute Yield Screen                      MHACYD1B          113
                                                102
Crop  E
Year  D
2006          Enter the Transitional Yield used as the
2005          basis for the 2003 Substitute Yield.
2003          _____ LBS          124
2002          81
2001          81
                100
Enter=Continue  Cmd4=Previous Screen

Cmd1=Remarks  Cmd4=Prev  Cmd5=Update  Cmd7=End  Cmd12=Print  Cmd24=Delete  Help=Help
    
```

--\*

**838 Approved Yield Report Screen Flow**

**A Printer Selection Screen MHACYZ01**

Use the options in this paragraph to print CCC-452. CCC-452 contains the information that is required according to Part 5.

This is an example of Screen MHACYZ01.

```

2003 NAP                County Name                MHACYZ01
Printer Selection Screen  Version:AA01  09/25/2003  12:12  Term W1
-----

Enter the ID of the printer to be used
or
leave blank to default to the session printer.

P2

NOTE: The selected printer should contain
the appropriate paper/forms.

Enter=Continue  Cmd4=Previous Screen  Cmd7=End
    
```

**B Options on Screen MHACYZ01**

This table shows the options on Screen MHACYZ01 and each option's result.

Option	Result
Enter	CCC-452 will be printed.
Cmd4	Screen MHACYD01 will be displayed to allow changes.
Cmd7	Menu MHB000 will be displayed with no report generated.

838 Approved Yield Report Screen Flow (Continued)

C Example of CCC-452

The following is an example of CCC-452.

CCC-452 (03-06-2002)	UNITED STATES DEPARTMENT OF AGRICULTURE Commodity Credit Corporation <b>NAP ACTUAL PRODUCTION HISTORY AND APPROVED YIELD RECORD</b>	Form Approved - OMB No. 0560-0175 CROP YEAR 2008 Prepared: 09-14-2007
A TULARE		
Unit 526		
PRODUCERS		
6937 OP BRIAN JONES		
Crop Type Planting FSA Prac	CUCUM ENG 01 N	Intended Use FH Unit of Measure TON
		Transitional Yield Adj Trans Yield
		125.00
		Prior Appr Yield 139.00
		COC/STC minutes
Crop Year	Eligible Disaster	Acres Planted
		Actual Production
		Record Type
2007	N	1.00
2006	N	5.00
2005	N	5.00
2004	N	2.00
2003	N	2.00
2002	N	2.00
		Yield Type
		Yield
		120.00
		130.00
		120.00
		150.00
		150.00
		150.00
		Total 820.00
Record Type: 1-Sold/commercial storage 4-Appraisal		
2-On farm storage, measurement 5-Other (see remarks)		
3-Livestock feeding records		
Remarks		
<p>I hereby certify that the information included on this form includes a complete and accurate record of actual production history. The actual production history is accurately identified to the unit, crop, and crop years shown. I understand that the information on this form may be spot checked and failure to certify accurately may result in a loss of program benefits. Additionally, I direct the purchaser, warehouse operator, ginner, or any person who otherwise stores or purchases crop production identified on this form to disclose those storage or purchase records of the identified crop to USDA representatives for the purpose of verification of production. I understand that the payment yield may be different than the approved yield if the unit acreage increases or plant density changes.</p>		
<b>APPROVED YIELD 136.67</b>		
Signature		Date
Producer		
COC Representative		
<p>The following statements are made in accordance with the Privacy Act of 1974 (5 USC 552a) and the Paperwork Reduction Act of 1995, as amended. The authority for requesting the following information is the Agricultural Act of 1996, as amended; the Commodity Credit Corporation Charter Act, the regulations promulgated thereunder (7 CFR Part 1437), and the Internal Revenue Code (26 USC 6109). The information requested is necessary for CCC to consider and process a request for assistance under the Noninsured Crop Disaster Assistance Program and to assist in determining eligibility. Furnishing the requested information is voluntary; however, failure to furnish correct information will result in rejection of the request. This information may be provided to other agencies, IRS, Department of Justice, or other State and Federal Law enforcement agencies, and in response to a court magistrate or administrative tribunal. The provisions of criminal and civil fraud statutes, including 18 USC 286, 287, 371, 641, 651, 1001; 15 USC 714m; and 31 USC 3729, may be applicable to the information provided.</p> <p>According to the Paperwork Reduction Act of 1995, an agency may not conduct or sponsor, and a person is not required to respond to a collection of information unless it displays a valid OMB control number. The valid OMB control number for this information collection is 0560-0175. The time required to complete this information collection is estimated to average 20 minutes per response, including the time for reviewing instructions, searching existing data sources, gathering and maintaining the data needed, and completing and reviewing the collection of information. RETURN THIS COMPLETED FORM TO YOUR COUNTY FSA OFFICE.</p> <p>The U.S. Department of Agriculture (USDA) prohibits discrimination in all its programs and activities on the basis of race, color, national origin, gender, religion, age, disability, political beliefs, sexual orientation, and marital or family status. (Not all prohibited bases apply to all programs.) Persons with disabilities who require alternative means for communication of program information (Braille, large print, audiotape, etc.) should contact USDA's TARGET Center at (202) 720-2600 (voice and TDD). To file a complaint of discrimination, write USDA, Director, Office of Civil Rights, Room 326-W, Whitten Building, 1400 Independence Avenue, SW, Washington, D.C. 20250-9410 or call (202) 720-5964 (voice or TDD). USDA is an equal opportunity provider and employer.</p>		
Page ____ of ____		

**838 Approved Yield Report Screen Flow (Continued)****D Producer and CCC Representative Signatures**

Starting with crop year 2008, “Page \_\_\_ of \_\_\_” will print at the bottom of the automated CCC-452. This will allow for 1 signature from the:

- producer
- COC representative.

County Office shall:

- print all CCC-452’s filed on the current date
- have the producer review the information on each CCC-452
- staple the package together
- enter the individual page number and the total pages on each page of the package
- have the producer sign page 1 of the package
- sign as COC representative and date page 1 of the package.

**\*--Note:** If the producer refuses to sign, notate reason for refusal in the Remarks section. COC representative shall sign and date, even if producer refuses so sign.--\*

**E Redelelegation of Authority**

COC may redelegate, in writing, to CED and program technicians, the authority to complete and sign automated CCC-452’s and CCC-452 Manuals.

**\*--839 Required Approved Yield Changes**

**A Introduction**

An approved yield is required to be updated if any of the following changes:

- unit of measure
- county expected yield
- lag year applicability
- maximum number of historic years in database.

**Note:** The approved yield will **not** be valid until it is updated if any of these changes have occurred.

**B Unit of Measure Change**

If the unit of measure has changed, whether during the year or between years, then several approved yield data elements must be changed. Screen MHACYD1D will:

- be displayed when the changed record is accessed
- allow for an entry of a conversion factor that will be applied to the production and yields on the database.

**Note:** A conversion factor will already be present if both the previous and current unit of measure are not generic, such as container or bushel.

**C Unit of Measure Conversion Factor Screen MHACYD1D**

The following is an example of Screen MHACYD1D.

```

2006 NAP          107-A TULARE          Selection          MHACYC01
Crop Selection Screen          Version: AF42  08/18/2006 14:30 Term F4
-----
Unit      526

Unit of Measure Conversion Factor Screen          MHACYD1D

      It has been determined that the Unit of Measure          field
Cr      for this crop has changed on the National Crop Table.    ed
AE      Confirm the following conversion Factor is correct.
AE      If it is incorrect or missing, enter the correct
AE      Conversion Factor before pressing <Enter> to continue.
AE
AE              Conversion
WF              From      Factor      To
WF              2006 LBS  _____  2006 Ton
WF
WF      Enter=Continue  Cmd4=Previous Screen  Cmd7=End
WF
NOTE CROPS
Enter=Continue  Cmd2=Jump to Crop  Cmd4=Prev Screen  Cmd7=End  Roll=Page
    
```

--\*

**839 Required Approved Yield Changes (Continued)****C Unit of Measure Conversion Factor Screen MHACYD1D (Continued)**

Determine the conversion factor by dividing the pounds of the “From” unit of measure by the pounds of the “To” unit of measure.

When going from a large unit of measure to a smaller unit of measure, the conversion factor will be **greater** than 1.

**Examples:** For:

- cwt to 25 pound cartons, the conversion factor will be 4
- 50 pound cartons to 25 pound boxes, the conversion factor will be 2
- ton to cwt, the conversion factor will be 20.

When going from a small unit of measure to a larger unit of measure, the conversion factor will be **less** than 1.

**Examples:** For:

- 25 pound cartons to cwt, the conversion factor will be .25
- 25 pound boxes to 50 pound cartons, the conversion factor will be .5
- cwt to ton, the conversion factor will be .05.

**\*--Notes:** The conversion instructions in this paragraph are applicable to System 36 only.

See subparagraphs 1675 C and D for conversions using the web application.--\*

**D Other Changes**

An approved yield must be accessed and updated if the county expected yield, lag year applicability, or maximum number of historic years in a database changes. The approved yield will then be calculated using the new county expected yield and/or approved yield rules.



**840 Approved Yield Rollover****A Introduction**

The approved yield database will be rolled over to the following year approved yield.

\*--Records will not be rolled to or from a year the crop was not on CCC-471.--\*

**B Rollover Process**

The rollover process is on a record by record basis and is initiated by accessing the crop records. The rollover can only be done once per individual record. The following fields are rolled over:

- crop year
- eligible disaster indicator
- planted acres
- actual production
- record type
- yield type
- yield
- approved yield, which is rolled into the prior approved yield field.

If the prior APH database includes the maximum number of years, 5 or 10 as applicable, then the oldest year in the database that does not have an actual or assigned yield is dropped and the prior year is added. If all records are actual or assigned, then the oldest record is dropped.

The crop year, yield type, and yield are not rolled over if that year was based on a percentage of the transitional yield.

**C Update Approved Yield**

The current year approved yield database will use the rolled over record data. All applicable changes and additions must be entered and the record updated by pressing "Cmd5" before the approved yield is valid.

**841-880 (Reserved)**



Section 4 CCC-471

881 Accessing NAP CCC-471 Software

A Accessing Software

From Menu FAX250, access NAP software according to the following table.

Step	Menu	Action
1	FAX250	ENTER "3" or "4", "Application Processing", as applicable and PRESS "Enter".
2	FAX09002	Enter the appropriate county on the Office Selection Menu, if applicable, and PRESS "Enter".
3	FAX07001	ENTER "11", "PFC/Compliance", and PRESS "Enter".
4	M00000	ENTER "1", "NAP and Disaster", and PRESS "Enter".
5	MH0000	ENTER "2", "Non-Insured Assistance Program", and PRESS "Enter".
6	MHB0YR	*--Select the applicable crop year and PRESS "Enter". NAP Menu MHB000 will be displayed.

B Example of NAP Menu MHB000

The following is an example of NAP Menu MHB000.

```

COMMAND                                MENU: MHB000                                F6
2001 NAP Menu
-----
      1. Application for Coverage
      2. Unit Maintenance
    * 3. Approved Yield Maintenance
      4. Notice of Loss and Application for Payment
      5. Record Gross Revenue for Ineligible Members
      6. Payment Processing
      7. Reports
    * 8. Spot Check Selection Process

     21. Return to Application Selection Menu
     23. Return to Primary Selection Menu
     24. Sign Off

Cmd3=Previous Menu                                *=Option currently not available.

Enter option and press "Enter".
    
```

--\*

881 Accessing NAP CCC-471 Software (Continued)

C Options on NAP Menu MHB000

This table lists the options that are available on NAP Menu MHB000.

Action	Result	Option Is Used For
ENTER "1", "Application for Coverage", and PRESS "Enter".	Producer Selection Screen MHACAA01 will be displayed.	Taking the producer's CCC-471.
ENTER "2", "Unit Maintenance", and PRESS "Enter".	Unit Maintenance Producer Selection Screen MHACU101 will be displayed.	Updating units.
ENTER "3", "Approved Yield Maintenance", and PRESS "Enter".	This option currently not available.	
ENTER "4", "Notice of Loss and Application for Payment", and PRESS "Enter".	NAP Notice of Loss and Application for Payment Menu MHACL0 will be displayed.	Entering: <ul style="list-style-type: none"> <li>• Notice of Loss data</li> <li>• Application for Payment data.</li> </ul> Approving/disapproving: <ul style="list-style-type: none"> <li>• Notice of Loss</li> <li>• Application for Payment.</li> </ul>
ENTER "5", "Record Gross Revenue for Ineligible Members", and PRESS "Enter".	Joint Operation Selection Screen MHACP501 will be displayed.	Loading members of joint operations that exceed the gross revenue requirement.
ENTER "6", "Payment Processing", and PRESS "Enter".	NAP Payment Processing Main Menu MHACP0 will be displayed.	<ul style="list-style-type: none"> <li>• Issuing payments.</li> <li>• Canceling payments.</li> <li>•*--Printing CCC-576E.--*</li> <li>• Printing PPH.</li> </ul>
ENTER "7", "Reports", and PRESS "Enter".	NAP Reports Menu MHACR0 will be displayed.	Printing the: <ul style="list-style-type: none"> <li>• National Crop Table Report</li> <li>• blank CCC-471</li> <li>• blank CCC-576</li> <li>• producer CCC-471's</li> <li>• producer CCC-576's</li> <li>• Reconciliation Report</li> <li>• Producer CCC-471 Summary</li> <li>• County Office Application for Coverage Summary</li> <li>• 200X Continuous Coverage Reminder Letter</li> <li>• Approved Yield Review Register.</li> </ul>
ENTER "8", "Spot Check Selection Process", and PRESS "Enter".	This option currently not available	

**\*--881.5 Informational Screen MHACA013**

**A  
Overview**

Informational Screen MHACA013 will be displayed after option 1, "Application for Coverage", has been selected on NAP Menu MHB000, if there is more than 1 county data set on the system. This screen allows the user to verify that the correct county has been selected before entering an application for coverage.

**Note:** This screen will not be displayed if there is only 1 county on the system.

**B  
Example of  
Screen  
MHACA013**

Following is an example of Informational Screen MHACA013.

```

107-C TULARE                Message    MHACA013
Informational Screen        Version: AE39  04-17-2002 13:33 Term F5
-----
There is more than one county on your system.
Please verify that this is the county that you
want to continue processing.

          C TULARE

Enter (Y) to continue processing or Enter (N) to
return to FAX250.

          Enter (Y) or (N) .

Enter=Continue
    
```

**C  
Action**

County Offices shall ensure that the correct set of county files has been accessed.

<b>IF the displayed county is the...</b>	<b>THEN...</b>
county that the application shall be processed in, the user shall enter "Y"	Producer Selection Screen MHACAA01 will be displayed.
incorrect county, the user shall enter "N"	Menu FAX250 will be displayed.

--\*



**882 Producer Selection Screen MHACAA01**

**A Overview**

Access to the NAP software screens requires entry of 1 of the following:

- producer’s ID number and type
- last 4 digits of producer’s ID
- producer’s last name.

**B Example of Screen MHACAA01**

Following is a generic example of a Producer Selection Screen MHACAA01.

```

2001 NAP          107-D TULARE          SELECTION          MHACAA01
Producer Selection Screen          Version: AE19  04/17/2001 13:02  Term F6
-----
                                Producer Selection Screen

                                Producer ID          Type

                                OR

                                Last Four of ID

                                OR

                                Last Name

Cmd7-End                                Enter-Continue
    
```

**C Producer Not Active on Name and Address File**

Producers must be active on the County Office name and address file to apply for and receive NAP benefits. If the selected producer is not active, add the producer to the name and address file according to 1-CM.

**D Producer Not Active on a CY Farm**

Producers must be active on a current year farm in the County Office to apply for and receive NAP benefits. If the selected producer is not active, add the producer to a farm according to 3-CM.

**\*--E Producer Has Temporary ID Number**

Producers must have a permanent ID number to apply for and receive NAP benefits. If the selected producer has a temporary ID number, CCC-471 cannot be taken.--\*

882 Producer Selection Screen MHACAA01 (Continued)

**F Eligibility**

Before CCC-471 is taken for the selected producer, the producer's eligibility \*--determinations will be checked to ensure that the producer does not have adverse determinations. If a producer does not have adverse determinations, the application process will continue. If the producer has adverse determinations, a message will be displayed indicating the invalid determination. In these situations, the County Office shall update the determinations according to 3-PL. If the producer truly has adverse determinations, the application shall only be taken after the producer has been notified that fees are non refundable. If the producer still wishes to file an application for coverage, the application shall be taken and applicable fees collected. CCC-471 will be generated indicating that the producer has adverse determinations.

The following table provides the determinations that will be checked and the message that will be displayed on the screen if the determination is adverse.--\*

Flag	Message
Person Determination	Person Determination Flag * * * is Invalid.  * * *
AD-1026	AD-1026 Flag * * * is Invalid.  * * *
NAP Gross Income	NAP Gross Income Flag * * * is Invalid.  * * *
6-CP	6-CP Flag * * * is Invalid.  * * *
Controlled Substance	Control Substance Flag * * * is Invalid.  * * *
Multiple Bad Flags	Multiple Invalid Eligibility Flags.
FCI Fraud	FCI Fraud Flag * * * is Invalid.  * * *
NAP Non-Compliance	NAP NON COM Flag * * * is Invalid.  * * *



**\*--882.5 Verification Screen MHACAA02**

**A  
Overview**

Verification Screen MHACAA02 has been added to the Application for Coverage process in an effort to reduce errors. Screen MHACAA02 will be displayed once a valid producer has been selected on NAP Producer Selection Screen MHACAA01 according to paragraph 882. Screen MHACAA02 prompts the user to confirm that the correct producer and correct crop year have been selected.

**B  
Example of  
Screen  
MHACAA02**

Following is an example of Verification Screen MHACAA02.

```

2003 NAP          107-C TULARE          SELECTION          MHACAA01
NAP Producer Selection Screen          Version: AB39 04/17/2002 10:09 Term F5
-----
                          Producer Selection Screen

Verification Screen                      MHACAA02

You Have Selected:                      Is This Correct?

001-11-2002  S

Morgan Nicole Floehr
1234 Princess Lane
Waldorf, MD                               . (Y or N)

Crop Year                      2003          . (Y or N)

Enter=Continue  Cmd4=Previous Screen

Enter=Continue  Cmd7=End

```

--\*

Continued on next page

**\*--882.5 Verification Screen MHACAA02**

**C**

**Action**

Screen MHACAA02 will be displayed with the following questions:

- "You have selected (producer ID number/type, producer name, and producer mailing address), Is This Correct?" Field is defaulted to blank. Enter "Y" if this is the correct producer or "N" if this is not the correct producer.
- "You have selected Crop Year (2003), Is This Correct?" Field is defaulted to blank. Enter "Y" if this is the correct year or "N" if this is not the correct year.

County Offices shall ensure that the correct producer and correct year have been selected before proceeding.

The following table provides an outline of the screens that will be displayed based on how the questions are answered on Screen MHACAA02.

<b>IF...</b>	<b>THEN...</b>
both questions are answered with a "Y"	Crop Selection Screen MHACAB01 or Coverage Screen MHACAC01 will be displayed, as applicable.
both questions are answered with an "N"	NAP Crop Year Selection Menu MHB0YR will be displayed and user will begin application process again.
the producer question is answered with a "Y", and year question is answered with an "N"	NAP Crop Year Selection Menu MHB0YR will be displayed and user will begin application process again.
the producer question is answered with an "N" and year question is answered with a "Y"	Producer Selection Screen MHACAA01 will be redisplayed and the user shall enter the correct ID number.

--\*

883 Processing CCC-471's

---

**A**

**Overview**

An automated CCC-471 will be processed when option 1, "Application for Coverage", is selected on NAP Menu MHB000 according to paragraph 881. Producer Selection Screen MHACAA01 will be displayed according to paragraph 882. Once a valid producer has been selected, Crop Selection Screen MHACAB01 will be displayed.

---

**B**

**Taking  
CCC-471's**

CCC-471 must be taken according to paragraph 23. All applications must be taken or loaded in the system on the date received from the producer. The system date is automatically entered into the file identifying the date the application was accepted from the producer.

---

---

**\*--883.5 Processing CCC-471's for Continuous Coverage Applications, 2005 and Future Years**


---

**A****Overview**

The continuous coverage option, according to subparagraph 23 E, has been incorporated for crop year 2005. Producers will have the option to obtain continuous coverage **if service fees are paid by the earliest application closing date**, for all crops the producer had covered in the previous crop year.

Continuous coverage implies that the producer is covering the same crops as the previous year. By doing so, the producer does not have to sign a new CCC-471. If the producer does not want to continue coverage for all crops covered in the previous year, continuous coverage is not applicable and a new CCC-471 must be generated and the producer must sign the new application. Producers may add crops to a continuous coverage application but only after designating and confirming selection of all crops having prior year coverage. Any additional crops added will require a new CCC-471 to be generated and the producer must sign the new application. If the producer does not purchase coverage for all crops previously selected in the prior year, continuous coverage does not apply. See subparagraph 885.5 E for additional clarification.

---

**B****Example of  
Paying Service  
Fees**

The following table provides an example of when service fees must be paid to take advantage of the continuous coverage option.

<b>Crop</b>	<b>Type</b>	<b>Use</b>	<b>Pay Crop</b>	<b>Pay Type</b>	<b>Planting Period</b>	<b>Application Closing Date</b>
Fin Fish	BLU	FH	3000	001		September 30, 2004
Grass	NAG	GZ	0102	002	01	December 15, 2004
Beans	GRN	FH	0047	001	01	February 1, 2005

In this example, for the producer to obtain continuous coverage on the 3 crops in this table, the applicable service fee (\$300 in this example) must be paid by September 30, 2004.

If the producer chooses to pay the service fee as each crop's application closing date approaches, this would be acceptable; however, continuous coverage will **not** apply. CCC-471 must be signed by the producer each time an application for coverage is taken.--\*

---

884 Crop Selection Screen MHACAB01

**A**  
**Overview**

Crop Selection Screen MHACAB01 will be displayed with all the crops on the NAP Interim Crop Table File. Since each crop, type, intended use, pay crop, pay type, and planting period must be selected separately, all crop entries are displayed on the screen. More than 1 crop can be selected at a time.

**Note:** For 2002 and future years, all crops within a pay grouping will be selected if 1 crop within the pay grouping is selected.

\*--For 2005 and future years, Screen MHACAB01 will be displayed with all the crops on the National Crop Table File, including each crop's application closing date. Applications for coverage must be loaded in the automated system by the--\* crop's application closing date as established by STC. A grace period of 7 calendar days will be provided in the event an application had to be taken manually. County Offices shall ensure that all applications for coverage are taken during the applicable timeframe. Software will not allow applications to be entered after 7 calendar days past the application closing date.

**Note:** See paragraph 23 if a producer requests to file an application after the application closing date has passed.

**B**  
**Example of**  
**Screen**  
**MHACAB01**

The following is an example of Crop Selection Screen MHACAB01.

\*--

2005 NAP	107-A TULARE	Entry	MHACAB01
Crop Selection Screen		Version: AE95 04/27/2004 11:29	Term F5
-----			
Producer	CASE VANDER EYK		
Place an 'X' before desired crop(s) for processing			
Crop	Closing Date	Type Use	Planting Pay Pay
			Period Crop Type
ALFALFA	11/30/2004	FG	01 0027 001
ALFALFA	11/30/2004	GZ	01 0027 002
ALFALFA	11/30/2004	SD	01 0027 001
ALMONDS	11/30/2004		01 0028 001
APPLES	11/30/2004	COM FH	01 0054 001
APPLES	11/30/2004	COM JU	01 0054 001
APPLES	11/30/2004	COM PR	01 0054 001
APPLES	11/30/2004	SPC FH	01 0054 002
APPLES	11/30/2004	SPC PR	01 0054 002
APRICOTS	11/30/2004	FH	01 0326 001
Enter Letter for Crop Selection			
Enter=Continue Cmd4=Previous Screen Roll=Page			

--\*

Continued on the next page



## 884 Crop Selection Screen MHACAB01 (Continued)

**C Action**

Select the crops for which the producer is applying for coverage by placing an “X” in front of the applicable crop records. Multiple crop records can be selected at a time. PRESS “Enter” to continue. Coverage Screen MHACAC01 will be displayed.

Crop Selection Screen MHACAB01 will **not** be displayed:

- after entering the ID number of a producer that has CCC-471 already on file

**Note:** The Coverage Screen will be displayed showing the crops that were previously selected. Additional crops can be selected by pressing “Cmd16=Add”, which will display Crop Selection Screen MHACAB01.

- if the system recognizes the selected producer as having the option to update the application as continuous coverage. The Coverage Screen will be displayed showing the crops that were on the producer’s prior year application. See paragraph 885.5.

Since Crop Selection Screen MHACAB01 has the potential of having a significant number of crop records, an option has been added that allows for the entry of a letter. When a letter is entered, Crop Selection Screen MHACAB01 will advance to the first crop that begins with the letter. If there are no crops that begin with the selected letter, the screen will advance to the crop with the next letter in the alphabet.

\* \* \*

885 Coverage Screen MHACAC01

A Overview

Coverage Screen MHACAC01 will be displayed with the crop names, \*--application closing date, crop types, uses, planting periods, pay crops, and--\* pay types that were selected on Crop Selection Screen MHACAB01.

**Notes:** If 1 crop within a pay grouping is selected, all crops within that pay grouping will be displayed on Coverage Screen MHACAC01. For 2003 and future years, an "S" indicator will be displayed in front of the crop records that were actually selected on Crop Selection Screen MHACAB01. The producer's fee covers all crops within the pay grouping.

Coverage Screen MHACAC01 will be displayed after entering the ID number of a producer that has previously filed CCC-471. Additional crops can be selected by pressing "Cmd16=Add", which will display Crop Selection Screen MHACAB01.

B Example of Screen MHACAC01

The following is an example of Screen MHACAC01.

\*--

2005 NAP	107-A TULARE	Entry	MHACAC01
Coverage Screen		Version: AE95	04/27/2004 11:36 Term F5
-----			
Producer	CASE VANDER EYK	ID/Type	123456789 S
Crop	Closing Date	Type Use	Planting Period Pay Crop Pay Type
S ALFALFA	11/30/2004	FG	01 0027 001
S ALFALFA	11/30/2004	SD	01 0027 001
S APPLES	11/30/2004	COM FH	01 0054 001
APPLES	11/30/2004	COM JU	01 0054 001
APPLES	11/30/2004	COM PR	01 0054 001
BEANS	11/30/2004	BBL DE	01 0047 002
BEANS	11/30/2004	BBL FH	01 0047 002
BEANS	11/30/2004	BBL PR	01 0047 002
BEANS	11/30/2004	BBL SD	01 0047 002
S BEANS	11/30/2004	BUT SD	01 0047 002
More Crops			
Enter=Continue	Cmd4=Prev	Cmd7=End	Cmd16=Add
Cmd24=Delete	Roll=Page		

--\*



885 Coverage Screen MHACAC01 (Continued)

C

Action

County Offices shall review the crops listed on Coverage Screen MHACAC01, \*--paying close attention to the application closing date, types, intended uses,--\* planting periods, pay crops, and pay types that were selected. Producers will not be eligible for NAP benefits on any crops not selected for coverage.

The following table provides the commands and functions that are available on Coverage Screen MHACAC01.

Action	Result
Enter=Continue	Determination Screen MHACAC1A will be displayed. See paragraph 886.
Cmd4= Previous Screen	Either of the following screens will be displayed: <ul style="list-style-type: none"> <li>• Crop Selection Screen MHACAB01</li> <li>• Producer Selection Screen MHACAA01.</li> </ul>
Cmd7=End	NAP Menu MHB000 will be displayed.
Cmd16=Add	Crop Selection Screen MHACAB01 will be displayed. This option will allow counties to add additional crops to a producer’s CCC-471.
Cmd24=Delete	<p>*--Selected <b>pay group</b> will be deleted from CCC-471. To delete a pay group, place the cursor in front of a crop record in the pay group to be deleted, and PRESS “Cmd24”. User must confirm the delete by pressing “Cmd24” a second time. Crops <b>shall only</b> be deleted if selected in--* error. Fees are not refundable.</p> <p><b>Note:</b> Deleting crops will not remove fees from CCC-257. Applications entered in error, such as wrong ID or wrong year, shall be canceled according to paragraph 890.</p> <p style="text-align: center;">* * *</p> <p><b>Example 1:</b> Producer A files CCC-471 on cucumbers and lettuce and pays the applicable \$200 service fee. One month later the producer decides that he wants to plant cabbage instead of lettuce. County Office shall not delete the lettuce crop. County Office shall add cabbage to the producer’s application and collect the applicable service fee of \$100.</p> <p><b>Example 2:</b> Producer A is in the County Office filing CCC-471 for several crops. The County Office completes the application and collected the applicable service fee. CCC-471 is generated and when the producer reviews the application for signature, the producer discovers that an incorrect planting number for a crop has been selected. In this situation, the County Office shall delete the incorrect record and add the correct crop record. No additional fee would be collected.</p>
Roll=Page	If more than 10 “crops” have been selected, the additional crops will be displayed.

**\*--885.5 Coverage Screen MHACAC01 As Applicable to Continuous Coverage Applications**

---

**A****Overview**

In 2005 and subsequent years, the prior year application for coverage file is rolled over to the current year to create the continuous coverage applications. All producers that had an active CCC-471 on file for the prior year are automatically rolled to the next year. This will assist County Offices when taking applications for coverage since the previous year's data is pulled forward.

**Note:** The file will only be rolled over 1 time. Any applications loaded in a prior year after rollover occurs (typically the first week in May each year) will not be brought forward to the new file. See subparagraph D for additional information.

To obtain continuous coverage, the producer must be covering the exact same crops that were covered in the previous year. If the producer does not want to continue coverage for all crops covered in the previous year, continuous coverage is not applicable and a new CCC-471 must be generated and the producer must sign the new application.

Producers may add crops to a continuous coverage application but only after designating and confirming selection of all crops having prior year coverage. Any additional crops added will require a new CCC-471 to be generated and the producer must sign the new application. If the producer does not purchase coverage for all crops previously selected in the prior year, continuous coverage does not apply. See subparagraph E for additional clarification.

If the producer is eligible for continuous coverage, Coverage Screen MHACAC01 will be displayed once the questions have been answered on Verification Screen MHACAA02. A "C" will be displayed beside each crop listed. This is the only indicator for continuous coverage. Once the application for coverage is updated, the "C" status is removed and the "S" status is listed beside the crops/crop types, that the producer actually selected in the prior year.--\*

---

Continued on the next page

**\*--885.5 Coverage Screen MHACAC01 As Applicable to Continuous Coverage Applications**

**B  
Example of  
Screen**

Following is an example of what Coverage Screen MHACAC01 will look like if the producer is eligible to obtain continuous coverage.

2005 NAP	107-A TULARE	Entry	MHACAC01
Coverage Screen		Version: AE95 04/26/2004 12:53	Term F5
-----			
Producer	RAY VARGAS	ID/Type	123456789 S
		Closing	Planting Pay Pay
		Date	Type Use Period Crop Type
C	APPLES	11/30/2003	COM FH 01 0054 001
C	APPLES	11/30/2003	COM JU 01 0054 001
C	APPLES	11/30/2003	COM PR 01 0054 001
C	BEANS	11/30/2003	CHI FH 01 0047 003
C	BEANS	11/30/2003	JAC FH 01 0047 003
C	CUCUMBERS	07/30/2003	PKL FH 01 0132 002
C	CUCUMBERS	07/30/2003	PKL PR 01 0132 002
C	CUCUMBERS	07/30/2003	PKL SD 01 0132 002
C	PEPPERS	11/30/2003	GRN FH 01 0083 005
C	PEPPERS	11/30/2003	JAL FH 01 0083 005
		More Crops	
Enter=Continue Cmd4=Previous Cmd7=End Cmd24=Delete ALL Roll=Page			

--\*

Continued on the next page

**\*--885.5 Coverage Screen MHACAC01 As Applicable to Continuous Coverage Applications**

**C**

**Action**

County Offices shall review the crops listed on Coverage Screen MHACAC01 for accuracy. County Offices shall keep in mind that, to obtain continuous coverage, the producer must be covering the exact same crops that were covered in the previous year. If the producer does not want to continue coverage for all crops covered in the previous year, continuous coverage is not applicable and a new CCC-471 must be generated and the producer must sign the new application.

Producers may add crops to a continuous coverage application but only after designating and confirming selection of all crops having prior year coverage. Any additional crops added will require a new CCC-471 to be generated and the producer must sign the new application. If the producer does not purchase coverage for all crops previously selected in the prior year, continuous coverage does not apply. See subparagraph E for additional clarification.

The following table provides the commands and functions that are available on Coverage Screen MHACAC01 for continuous coverage applications.

<b>Action</b>	<b>Result</b>
Enter=Continue	Determination Screen MHACAC1A will be displayed. See paragraph 886.  <b>Note:</b> The record is updated as a continuous coverage application. When the application process has been completed, CCC-471 will be generated. Continuous Coverage will be printed in the producer's signature block. The producer does <b>not</b> have to sign CCC-471.
Cmd4=Previous Screen	Producer Selection Screen will be displayed.
Cmd7=End	NAP Menu MHB0000 will be displayed.
Cmd24=Delete ALL	All crops listed on Coverage Screen will be deleted and continuous coverage is not applicable. User is prompted to confirm the delete by pressing "Cmd24" a second time. Enter=Continue is pressed to continue to Crop Selection Screen MHACAB01. See paragraph 884 for Crop Selection Screen.  County Offices shall use this option if the producer's application is not a continuous coverage application. See subparagraph E for scenarios.
Roll=Page	If more than 10 crops have been selected, the additional crops will be displayed.

**Note:** Cmd16=Add is not displayed on the Coverage Screen for continuous coverage applications. Crops cannot be added to the continuous coverage application. See subparagraph E.--\*

Continued on the next page

**\*--885.5 Coverage Screen MHACAC01 As Applicable to Continuous Coverage Applications**

---

**D****Application  
Loaded After  
Rollover**

Software for the continuous coverage reminder notification letters will recognize new applications as they are loaded. Continuous coverage letters will be generated and shall be mailed to producers. If an application for coverage is loaded in the prior year, after the application for coverage file roll over occurs (usually the first week of May), the crop records will not be rolled to the new year file. Because of the fact that the continuous coverage reminder notification letters are generated and mailed, producers may wish to elect continuous coverage for the current year. However, the current year records will not reflect the continuous coverage option.

**Note:** This is because the prior year crop records were not on the system when roll over occurred.

County Offices will have to control these situations manually. It will be the County Office's responsibility to ensure the correct records are selected on the Crop Selection Screen. The continuous coverage application must be identical to the prior year's CCC-471. County Offices shall:

- manually notate in the producer's signature block "CONTINUOUS COVERAGE"
- write in the date of the application.

County Offices shall **not** use the procedure in this paragraph for any other situations that arise.--\*

---

Continued on the next page

**\*--885.5 Coverage Screen MHACAC01 As Applicable to Continuous Coverage Applications**

**E**

**Continuous Coverage Application Scenarios**

The following table provides scenarios that may arise when loading continuous coverage applications. This table is not all inclusive.

IF the producer...	THEN...
elects to maintain the exact same coverage, and service fees are paid by the earliest application closing date for all crops the producer had covered in the previous year	the application shall be completed according to subparagraph C. The producer does not have to sign CCC-471.
elects to add additional crops, crop types, intended uses, or planting periods, and service fees are paid by the earliest application closing date for all crops the producer had covered in the previous year	<p>the County Office shall provide the producer the following 2 options:</p> <ul style="list-style-type: none"> <li>• update the continuous coverage application and add an additional CCC-471 with the additional crop records</li> </ul> <p><b>Note:</b> The producer must sign CCC-471 with the additional crop records. The producer must pay the applicable service fee for continuous coverage applications by the earliest application closing date for all crops covered in the previous year. If the producer adds additional crops, the service fee for the added crops must be paid by the crops specific application closing date.</p> <ul style="list-style-type: none"> <li>• delete the continuous coverage application and load one CCC-471 with all crops the producer wishes to have covered. Producer must sign CCC-471.</li> </ul>
does not want to continue coverage on all the crops/types/intended uses/planting period for the current year	continuous coverage does not apply. The continuous coverage crops shall be deleted and CCC-471 shall be generated for the crops on which the producer is paying the service fee. The producer must sign CCC-471.
does not want to pay the service fee applicable to all the crops on the continuous coverage application, but does plan to continue the same coverage for this crop year, that is, pay the service fees closer to each crops application closing date	continuous coverage does not apply. The continuous coverage crops shall be deleted and CCC-471 shall be generated for the crops on which the producer is paying the service fee. The producer must sign CCC-471.

--\*

886 Determination Screen MHACAC1A

---

**A**  
**Overview**

Determination Screen MHACAC1A is a pop up screen that will be displayed when “Enter” is pressed on Coverage Screen MHACAC01. This screen is used to enter the limited resource determination for the producer and to obtain fee amounts collected in other counties.

---

**B**  
**Example of**  
**Screen**  
**MHACAC1A**

Following is an example of Determination Screen MHACAC1A.

```

2001 NAP           107-D TULARE           Entry           MHACAC01
Coverage                                     Version: AE19   04/21/2001 13:12 Term F5
-----
Producer  CASE VANDER EYK                 ID Number xxxxxxxx S

  Determination Screen                      MHACAC1A

  Is this a Limited Resource Producer?      N (Y or N)
  Enter Fee Amount Paid in Other Counties.

  Enter=Continue  Cmd4=Previous Screen

Enter=Continue Cmd4=Prev Screen Cmd7=End Cmd16=Add Cmd24=Delete Roll=Page
    
```

**C**  
**Action**

This screen will be used to determine whether a producer is considered to be a Limited Resource Producer. Software is defaulted to “N”. County Offices shall change the “N” flag to a “Y” flag if the producer meets the definition of a limited resource producer according to subparagraph 24 D.

This screen will also be used to enter fee amounts paid in another county. Entries must be made in hundred dollar increments, from \$100 to \$900. If no fees have been paid in other counties, this field shall be left blank.

**Note:** The producer must provide the County Office with a copy of the other counties CCC-471 signed and dated by the CCC representative before any fee amounts paid to other counties are entered into this field.

\*--When Enter=Continue is pressed, Fees Screen MHACACIB will be displayed.--\*

---





887 Fees Screen MHACAC1B

**A**  
**Overview**

Fees Screen MHACAC1B is a pop up screen that provides a summary of a producers:

- total fee
- total fee previously paid in the county
- fees paid in other counties
- fee amount owed.

**B**  
**Example of**  
**Screen**  
**MHACAC1B**

Following is an example of Fees Screen MHACAC1B.

```

2001 NAP          107-D TULARE          Entry      MHACAC01
Coverage                               Version: AE19 04/22/2001 10:19 Term F5
-----
Producer  CASE VANDER EYK                ID Number xxxxxxxxxx S

  Fees Screen                               MHACAC1B
  Total Fee:                                $ 300
  Total Fee Previously Paid in this county:  $
  Fees Paid in Other Counties:              $
  Fee Amount Owed:                          $ 300

  FEE'S MUST BE PAID AT THE TIME THE APPLICATION IS
  SUBMITTED.  HAVE YOU COLLECTED THE FEE AMOUNT OWED FROM
  THE PRODUCER?      (Y OR N)

  Enter=Continue  Cmd4=Previous Screen

Enter=Continue Cmd4=Prev Screen Cmd7=End Cmd16=Add Cmd24=Delete Roll=Page

```

Continued on the next page

887 Fees Screen MHACAC1B (Continued)

C

Action

The following table provides an explanation of the fields on Fees Screen MHACAC1B.

Fields	Description
Total Fee	Fee amount as calculated for the producer from the crops selected in the home county. This field is a display only field.
Total Fee Previously Paid in this County	Fee amount previously paid in the county. This will occur when a producer files multiple applications for coverage throughout the year. This is a display only field.
Fees Paid in Other Counties	This will display the amount of fees paid in other counties as entered on Determination Screen MHACAC1A. This is a display only field.
Fee Amount Owed	This is the fee amount due from the producer after the subtraction of fees previously paid and fees paid in other counties. County Offices shall inform the producer of the fee amount owed before proceeding to ensure the producer has the money to pay the fees.

County Offices **shall** collect the fee amount owed at the time the producer files CCC-471. Selected crop records can be established as pending records if the producer does not have the money to pay the fee at the time of application. Fees Screen MHACAC1B provides County Offices the opportunity to either establish the records as pending or to proceed to Collection Screen MHACAC1C by answering the question, **“FEE’S MUST BE PAID AT THE TIME THE APPLICATION IS SUBMITTED. HAVE YOU COLLECTED THE FEE AMOUNT OWED FROM THE PRODUCER? (Y OR N)”**

**Note:** This statement will not appear on the screen if a producer has already met the service fee requirements.

Continued on the next page

887 Fees Screen MHACAC1B (Continued)

C  
Action  
(Continued)

IF...	THEN...
"Y" is entered	Collection Screen MHACAC1C will be displayed. "Y" <b>shall only</b> be entered if the County Office has collected the fee amount owed from the producer.
"N" is entered	the crop records will be established as pending. At such time the producer returns to the County Office to pay the fee amount owed, Coverage Screen MHACAC01 will be displayed, with "P" status on the crop records, after the producer is selected on Producer Selection Screen MHACAA01. Records can now be updated and fees collected according to current procedure.
fee requirements have been previously met	fee amount owed will be \$000. When "Enter" is pressed, the message, "Records have been updated, press enter to continue", will be displayed. When "Enter" is pressed, Printer Selection Screen MHACART1 is displayed. CCC-471 will be generated.

888 Collection Screen MHACAC1C

A Overview

Collection Screen MHACAC1C is a pop up screen that will be displayed if a "Y" is entered on Fees Screen MHACAC1B to answer the collection of fees question. This screen will be used to enter the fee amount collected from the producer. In addition, if a manual application was taken (this shall be very minimal), the fee collection date can be entered.

B Example of Screen MHACAC1C

Following is an example of Collection Screen MHACAC1C.

```

2001 NAP           107-D TULARE           Entry           MHACAC01
Coverage                               Version: AE19  04/22/2001 10:19 Term F5
-----
Producer  CASE VANDER EYK                ID Number xxxxxxxxx S

Collection Screen                               MHACAC1C

Fee Amount Owed:                               $ 300
Enter Fee Amount Collected From Producer:     $ 300
Is This a Manual Fee Collection? (Y or N)
If yes, enter date of collection:              (MM/DD/YYYY

Pressing Cmd5 on this screen will update the fee amount
to accounting. Cmd5 shall not be pressed if the fee
amount owed has not been collected from the producer.

Cmd4=Previous Screen  Cmd5=Update

Enter=Continue Cmd4=Prev Screen Cmd7=End Cmd16=Add Cmd24=Delete Roll=Page

```

Continued on the next page

888 Collection Screen MHACAC1C (Continued)

C Action

The following table provides an explanation of the fields on Collection Screen MHACAC1C.

Fields/Commands	Description
Fee Amount Owed	<p>This field provides the fee amount owed from the producer. This is a display only field.</p> <p><b>Note:</b> Producer must pay the entire fee amount owed to complete their application.</p>
Enter Fee Amount Collected	<p>County Office shall enter dollar amount received from producer.</p> <p><b>Note:</b> County Office must collect entire amount fee amount owed from producer to complete CCC-471.</p>
Is this a Manual Fee Collection? (Y or N)	<p>This field will be used in the limited situation in which a manual application was taken and the fee was deposited on a manual CCC-257. Field is defaulted to an "N". The flag shall be set to "Y" if the application and fee were taken manually on a previous day and the fee was deposited on a manual CCC-257. Applications taken manually on the current day can be loaded in the system, and the flag shall remain defaulted to "N". If this flag is set to "Y", CCC-471 must be printed through NAP Reports Menu MHACR0 option 4, "Producer CCC-471(s)". CCC-471 will not automatically be generated.</p>
If yes, enter date of collection (MM/DD/YYYY)	<p>If CCC-471 and fee were taken manually and the fee was deposited on a manual CCC-257, the date of the manual application shall be entered. A date shall not be entered if the Manual Fee Collection flag is set to "N".</p>
Cmd4=Previous Screen	<p>Fees Screen MHACAC1B will be displayed.</p>
Cmd5=Update	<p>Record will be updated.</p> <p>Printer Selection Screen MHACART1 will be displayed. CCC-471 will be generated.</p> <p><b>Note:</b> The record <b>shall not</b> be updated if the applicable fee has not been collected from the producer.</p> <p>Access the National Receipts and Receivables System and manually *--enter the service fees using collection type "Other System 36 Collections".--*</p>

**889 CCC-471 Print Process****A Application Print Process**

A system generated CCC-471 will be printed each time CCC-471 is entered into the system. All crop data entered on a single day will be printed on the same CCC-471. A different CCC-471 will be printed for crop data entered on different days.

If 1 crop within a pay grouping is selected, all crops within that pay grouping will be printed on CCC-471. The producer's fee covers all crops within the pay grouping. For 2003 and future years, an "S" indicator will print in front of the crop records that were actually selected on Crop Selection Screen MHACAB01. All crops printed on CCC-471 are covered with the fees that were collected.

CCC-471 will not be printed during the application process if:

- crop records are updated as pending (CCC-471 must be printed through NAP Reports Menu MHACR0, option 5, "Producer CCC-471(s) pending".)
- "Y" is entered on Collection Screen MHACAC1C to answer the question, "Is this a manual fee collection?" CCC-471 must be printed through NAP Reports Menu MHACR0, option 4, "Producer CCC-471(s)".

\*--Continuous coverage applications will print with "Continuous Coverage" and the application date on CCC-471, item 12. Producers do not have to sign CCC-471 if the continuous coverage requirements are met.--\*

**B Menu Option Print Process**

CCC-471's can be reprinted through NAP Reports Menu MHACR0 by taking option 4, "Producer CCC-471(s)". All CCC-471's entered for the selected producer will print. The CCC-471 date (date original application was filed) will print in the upper right corner.

**890 Canceling an Application for Coverage****A Overview**

\*--NAP fees are **not** refundable; therefore, applications cannot be canceled or amended by the County Office once fees have been accepted from the producer and entered into the automated system. In instances where County Offices have taken applications in error or where the producer failed to clear up a dishonored check, a cancellation of the application may be permitted.

All requests for cancellation or amendments **must** be submitted to the State Office with written justification explaining why the cancellation needs to occur. After reviewing the documentation submitted, the State Office will contact the County Office and assist the County Office with the cancellation or amendment, if the case was approved.--\*

**B Printing Diagnostic Reports**

Diagnostic reports must be submitted to the State Office to cancel NAP applications. County Office's shall print the reports from NAP Menu MHB000, for the applicable crop year, according to the following:

- on command line, ENTER "MHACAY" and PRESS "Enter"
- enter the ID number and type of the producer to be canceled and PRESS "Enter".

The applicable year "NAP Application Diagnostic Print" and "NAP Fee File Diagnostic Print" will be generated.

890 Canceling an Application for Coverage (Continued)

**C County Office Action**

County Offices shall:

- use the provisions in this handbook to reduce the number of errors being made
- provide detailed written justification for the cancellation
- generate the diagnostic reports according to subparagraph B
- provide a copy of CCC-471 signed by the producer
- \*--provide a copy of CCC-257
- identify the County Office contact who will be assisting with the cancellation--\*
- **FAX the detailed justification, diagnostic reports, and signed CCC-471**, to the State Office NAP specialist.

\* \* \*

**D State Office Action**

State Offices shall:

- work with County Offices to ensure that they understand the NAP Application for Coverage process to eliminate unnecessary errors that require additional effort by all parties to cancel an application that was taken incorrectly
- \*--process cancellation or correction of CCC-471's according to the NAP Reference Guide provided by the National Office on or about November 13, 2008--\*
- **not** contact the National Office about NAP cancellation problems.

\* \* \*



## 891 Continuous Coverage Reminder Notification Letters

### A Overview

\*--Subparagraph 23 E provides that County Offices are to notify producers of prior year NAP coverage and the ability to purchase coverage for the subsequent year no less than 60 calendar days before the first application closing date. For 2005 and subsequent years, an automated process generates continuous coverage reminder notification letters to--\* producers who obtained NAP coverage for the previous crop year. A letter and crop list attachment will be generated notifying producers of the crops/types/intended uses/planting periods that were previously covered and the service fee that will be required to continue the same coverage for the current crop year.

The crop list attachment will print the crop/type/intended use/planting period of the crop records that were actually selected on Crop Selection Screen MHACAB01. All crops in the pay group will continue to be covered if the applicable fees are paid timely. But only those crops that were actually selected in the prior year will be printed on the producer's crop list.

The letters are generated based on prior year information in the NCT and the application for coverage file. For example, for the 2005 letters, the 2004 NCT and 2004 application for coverage file are being read to determine the data that is printed in the letters and on the crop list attachment. If the data on the prior year files is incorrect, the data on the continuous coverage reminder notification letters and crop list attachment will also be incorrect.

### B Printing Letters

The continuous coverage reminder notification letters shall be printed from the applicable year NAP Reports Menu MHACR0. County Offices shall:

- select option 11, "A200X Continuous Coverage Reminder Letter", from Menu MHACR0
- enter:
  - "all" to print letters for all producers
  - specific producer ID number
  - \*--"ALLR" to reprint letters for all producers--\*
- enter the printer selection.

**Note:** The letters will print best if sent to the AS/400 IBM laser printer.

**\*--891 Continuous Coverage Reminder Notification Letters (Continued)****B Printing Letters (Continued)**

As letters are generated, the prior year application for coverage file records are updated with the date the letters were generated. If an application for coverage is modified after the letters are printed, the date will be removed from the file. The "All" option will print letters for all producers who do not have a date in the application for coverage file indicating that a letter has been generated. Reprints of letters can be done at any time for specific producers by selecting the producer from Producer Selection Screen MHACAJ01.

**C Data Elements on Attachment**

The attachment that will print with the continuous coverage reminder notification letter will contain the following information:

- pay crop
- pay type
- planting period
- application closing date (earliest date for the pay group)
- crop name
- crop type
- crop intended use.

**D Mailing Letters**

The letters have been formatted to be mailed in standard window envelopes. If folded on the marks provided, the producer's address will show through the window.--\*

**892-900 (Reserved)**

Section 5 CCC-576, Notice of Loss/Application for Payment  
Noninsured Crop Disaster Assistance Program

901 Accessing CCC-576 Software

---

A

Background

CCC-576 is treated as 2 separate processes in the software. The Notice of Loss process will complete CCC-576, page 1. The Application for Payment process will complete CCC-576, page 2. The Notice of Loss process will be covered in this section.

Only 1 producer from the unit needs to complete CCC-576, Notice of Loss, process. All other producers on the unit who have a valid CCC-471 on file will automatically be added to the CCC-576, Notice of Loss, file.

---

B

Accessing Software

Access the CCC-576, Notice of Loss, software according to paragraph 881. \*--Option 4, "Notice of Loss and Application for Payment", shall be selected on NAP Menu MHB000. NAP Notice of Loss and Application for Payment Menu MHACL0 will be displayed.

---

C

Example of Menu MHACL0

The following is an example of the NAP Notice of Loss and Application for Payment Menu MHACL0.

```
COMMAND                      MENU: MHACL0                      F6
2001 NAP Notice of Loss and Application for Payment Menu
-----
                                1. Notice of Loss
                                2. Application for Payment
                                3. Approve/Disapprove Notice of Loss
                                4. Approve/Disapprove Application for Payment

                                21. Return to Application Selection Menu
                                23. Return to Primary Selection Menu
                                24. Sign Off

Cmd3=Previous Menu

Enter option and press "Enter".
```

--\*

Continued on the next page

901 Accessing CCC-576 Software (Continued)

**D**

**Options on Menu MHACL0**      \*--The following table lists the options that are available on NAP Notice of Loss and Application for Payment Menu MHACL0.

Action	Result	Use of Option
ENTER "1", "Notice of Loss", and PRESS "Enter".	Producer Selection Screen MHACL101 will be displayed.	To take the producer's CCC-576, Notice of Loss.
ENTER "2", "Application for Payment", and PRESS "Enter".	Producer Selection Screen MHACWA01 will be displayed.	To take the producer's CCC-576, Application for Payment.
ENTER "3", "Approve/Disapprove Notice of Loss", and PRESS "Enter".	Producer Selection Screen MHACL101 will be displayed.	To enter the approval/disapproval date for CCC-576, Notice of Loss, process.
ENTER "4", "Approve/Disapprove Application for Payment", and PRESS "Enter".	Producer Selection Screen MHACWA01 will be displayed.	To enter approval/disapproval date for CCC-576, Application for Payment, process.--*

**\*--902 Producer Selection Screen MHACL101**

**A  
Overview**

Access to the CCC-576, Notice of Loss, software requires entry of 1 of the following:

- producer's ID number and type
- last 4 digits of producer's ID
- producer's last name.

The selected producer must have an active CCC-471 on file to file CCC-576, Notice of Loss. If the producer does not have an active CCC-471 on file, the message, "Producer did not apply for NAP coverage", will be displayed on Producer Selection Screen MHACL101.

**B  
Example of  
Screen  
MHACL101**

Following is an example of Producer Selection Screen MHACL101.

```

2001 NAP           107-A TULARE           Selection      MHACL101
Producer Selection Screen           Version: AE24  08/21/2001 11:44 Term F6
-----
                Enter Producer ID Number:           and Type:

                        or

                Last Four Digits of ID:

                        or

                Last Name:
                    (Enter Partial Name To Do An Inquiry)

Enter=Continue  Cmd7=End
    
```

--\*

**903 (Reserved)**



**\*--904 Processing CCC-576**

---

**A**

**Overview**

An automated CCC-576 will be processed when option 1, "Notice of Loss", is selected on NAP Loss Menu MHACL0 according to paragraph 901. Producer Selection Screen MHACL101 will be displayed according to paragraph 902. Once a valid producer has been selected, NAP Unit Selection Screen MHACL201 will be displayed.

Only those producers who have a valid CCC-471 on file will be eligible to file CCC-576, Notice of Loss.

Only 1 producer associated with the unit is required to file CCC-576, Notice of Loss. All other producers associated with the unit, who have a valid CCC-471 on file for the selected crop, will automatically be added to the CCC-576, Notice of Loss, file.

---

**B**

**Taking CCC-576**

CCC-576 must be taken according to Part 7. The majority of the information on CCC-576, Notice of Loss, will need to be completed manually by the producer. Only key disaster data is captured in the system for CCC-576, Notice of Loss, to be processed.--\*

---

**\*--905 NAP Unit Selection Screen MHACL201**

**A  
Overview**

If the selected producer has multiple units, NAP Unit Selection Screen MHACL201 will be displayed. NAP Unit Selection Screen MHACL201 shows the units associated with the selected producer. If other producers share in the unit, up to 3 other producer names will be displayed in the "Other Producer" field to help identify the unit. If there are more than 3 producers associated with the unit, 3 producer names will be displayed with the message "more producers". If the selected producer's share on the unit is 1.0000, no other producer names will be displayed.

NAP Unit Selection Screen MHACL201 will be suppressed if the selected producer is only associated with 1 unit.

**B  
Example of  
Screen  
MHACL201**

Following is an example of NAP Unit Selection Screen MHACL201.

```

2001 NAP          107-A TULARE          Selection          MHACL201
NAP Unit Selection Screen          Version: AE24 08/22/2001 07:18 Term F5
-----
Producer FRANK P. BARCELLOS

          Place an 'X' before desired Unit for crop selection

          Unit          Other Producer
          .    105    SAM PERRY
                   FRANK P. BARCELLOS
          .    309    FRANK P. BARCELLOS

Enter=Continue  Cmd4=Previous Screen  Cmd7=End  Roll=Page
    
```

**C  
Action**

Select the unit by placing "X" in front of the applicable record. Only 1 unit can be selected at a time. PRESS "Enter" to continue. NAP Crop Selection Screen MHACL301 will be displayed.--\*



906 NAP Crop Selection Screen MHACL301

**A Overview**

NAP Crop Selection Screen MHACL301 will be displayed with the crop name, pay crop, pay type, and planting period of all active crop groupings the selected producer has on the \*-CCC-471 file. The crop selection is made by selecting the crop grouping. See Exhibit 7.X for crop groups. The Exhibit 7 numbers are year specific. See the applicable Exhibit 7.X for the specific year for eligible crops.--\*

NAP Crop Selection Screen MHACL301 will be suppressed if the selected producer has only 1 crop grouping on the CCC-471 file.

**B Example of Screen MHACL301**

Following is an example of NAP Crop Selection Screen MHACL301.

```

2001 NAP           107-A TULARE           Selection           MHACL301
NAP Crop Selection Screen           Version: AE24 08/22/2001 07:26 Term F5
-----
Producer FRANK P. BARCELLOS
Unit 000105
           Place an 'X' before desired crop for processing
           Crop                               Pay      Plnt
           Crop/Type                          Pd.
.  BEANS                                     0047 002   01
.  BEANS                                     0047 003   01
.  BROCCOLI                                  0110 001   01
.  BROCCOLI                                  0110 001   02
.  GRASS                                     0102 001   01
.  GRASS                                     0102 002   01
.  HERBS                                     5000 005   01
.  MIXED FORAGE                              0102 001   01

Enter=Continue  Cmd4=Previous Screen  Cmd7=End  Roll=Page
    
```

**C Action**

Select the crop grouping by placing “X” in front of the applicable record. Only 1 crop grouping can be selected at a time. PRESS “Enter” to continue. Type Selection Screen MHACL401 will be displayed.

**Note:** For crops, such as mixed forage and grass that are in the same pay grouping, CCC-576 must be completed for both crops. The system recognizes the fact that both crops are in the same pay grouping; however, since both crops have different types, CCC-576 is taken by crop and type instead of crop grouping.

**\*--907 Type Selection Screen MHACL401**

**A Overview**

If there are multiple crop types associated with the crop grouping selected on NAP Crop Selection Screen MHACL301, Type Selection Screen MHACL401 will be displayed. If applicable, a separate CCC-576, Notice of Loss, must be filed for each crop type.

Type Selection Screen MHACL401 will be suppressed if there are not multiple crop types associated with the selected crop grouping.

**B Example of Screen MHACL401**

Following is an example of Type Selection Screen MHACL401.

```

2001 NAP                107-A TULARE                Selection          MHACL401
Type Selection Screen          Version: AE24  08/22/2001 07:47 Term F5
-----
Producer FRANK P. BARCELLOS
Unit 000105  Crop GRASS                Pay Crop 0102  Pay Type 001  Planting Pd 01

        Place an 'X' before desired crop type for processing

                                Type
                                .  NAG
                                .  RAN
                                .  RPE

Enter=Continue  Cmd4=Previous Screen  Cmd7=End  Roll=Page
    
```

**C Action**

Select the applicable crop type by placing “X” in front of the applicable record. Only 1 crop type can be selected at a time. PRESS “Enter” to continue. Either of the following screens will be displayed:

- Disaster Event Screen MHACL601 if this is the first CCC-576, Notice of Loss, filed for the selected type

**Note:** See paragraph 908.

- Loss Claims Selection Screen MHACL501 if CCC-576, Notice of Loss, has already been filed for the selected type.

**Note:** See paragraph 909.--\*

**\*--908 Disaster Event Screen MHACL601**

**A Overview**

Disaster Event Screen MHACL601 is a data entry screen that will be used to load the disaster events and dates for the selected crop.

**B Example of Screen MHACL601**

Following is an example of Disaster Event Screen MHACL601.

```

2001 NAP          107-A TULARE          Input          MHACL601
Disaster Event Screen          Version: AE24 08/22/2001 09:18 Term F5
-----
Producer FRANK P. BARCELLOS
Unit 000105  Crop GRASS  Type NAG  Pay Crop 0102  Pay Type 001  Planting Pd 01

What Disaster Event caused the loss: ..
                                     ..
                                     ..
                                     ..
                                     ..

                                     (MMDDCCYY)
Disaster Event Beginning Date: .....

Disaster Event Ending Date:  ....

Date Disaster was apparent:  ....

Cmd4=Previous  Cmd5=Update  Cmd7=End  Cmd12=Print  Cmd24=Delete  Help=Help
    
```

--\*

## 908 Disaster Event Screen MHACL601 (Continued)

## C Field Descriptions

The following table describes the fields on Disaster Event Screen MHACL601. The header information on Disaster Event Screen MHACL601 will display the data that was selected on the previous screens.

Field	Description/Action
What Disaster Event caused the loss	This is a required entry. Up to 5 disaster events can be entered if all dates are identical. Causes of Loss Help Screen MHACLH01 will provide a list of applicable disaster event codes. The disaster event title will be displayed when the record is updated.  <b>Note:</b> According to policy, insects and plant disease are not eligible causes of loss unless damaging weather or an adverse natural occurrence accelerated or exacerbated the insect infestation or plant disease. CCC-576 will be accepted for insects and plant disease; however, the producer will not be eligible for payment unless a damaging weather or an adverse natural occurrence is also identified as a cause of loss.
Disaster Event Beginning Date	Enter the date the disaster event began. This is a required entry.  <b>Example:</b> Drought began on June 12 and continued through August 17. The disaster event beginning date would be June 12.
Disaster Event Ending Date	Enter the date the disaster event ended. In many cases, this will be the same date as the disaster event beginning date or, in cases of drought, the disaster event may not have ended yet. This is <b>not</b> a required entry.
Date Disaster was Apparent	Enter the date the disaster became apparent. CCC-576 must be filed *--for low yield within 15 calendar days after the disaster occurrence or date damage to the crop became apparent. For prevented planting, CCC-576 must be filed within 15 calendar days after the final planting date.  This is a required entry.--*
Cmd4=Previous	Previous screen will be displayed.
Cmd5=Update	CCC-576 will be updated. Disaster event titles will be displayed on screen with the message, "Files have been updated".
Cmd7=End	NAP Loss Menu MHACL0 will be redisplayed.
Cmd12=Print	CCC-576 will be printed.
Cmd24=Delete	CCC-576 will be deleted.
Help=Help	Causes of Loss Help Screen MHACLH01 with disaster event codes will be displayed.

\*--908 Disaster Events Screen MHACL601 (Continued)

D

Example of  
Screen  
MHACLH01

Causes of Loss Help Screen MHACLH01 provides the acceptable disaster event codes that may be entered on Disaster Event Screen MHACL601.

Following is an example of Causes of Loss Help Screen MHACLH01.

```

2001 NAP                                     MHACLH01
Causes of Loss Help Screen                   Version:                               Term
-----
Causes of Loss and Codes Table:

11  Drought                                61  Wind/Excess Wind
12  Heat                                    63  Cyclone
21  Hail                                    64  Tornado
31  Excess Moisture/Precip                 71  Insects
41  Frost                                   81  Plant Disease
42  Freeze                                  92  Hurricane/Tropical Depression
44  Cold Wet Weather                       97  Earthquake
45  ICH (insufficient chill hrs.)         98  Volcanic Eruption
51  Flood                                   99  Other (snow, lightning, etc.)

Use correct code as input on previous screen to establish
type of disaster loss.

Enter=End Help
    
```

--\*

**\*--909 Loss Claims Selection Screen MHACL501**

**A  
Overview**

Loss Claims Selection Screen MHACL501 will be displayed if CCC-576, Notice of Loss, has already been filed on the unit, crop, and crop type selected. This provides for the opportunity to do either of the following:

- modify an existing CCC-576, Notice of Loss
- add an additional CCC-576, Notice of Loss, for the same crop or crop type.

**Notes:** Loss Claims Selection Screen MHACL501 will be displayed in those cases where a producer having a share in the unit attempts to file CCC-576, Notice of Loss, on a crop or crop type that has already had CCC-576, Notice of Loss, filed by another producer on the unit.

If multiple disaster events correspond to identical disaster dates, all events shall be entered on the same Disaster Event Screen MHACL601.

A separate Disaster Event Screen MHACL601 shall be completed for each disaster event that occurred on either of the following:

- different dates
- the same beginning date, but had a different apparent date.

**B  
Example of  
Screen  
MHACL501**

Following is an example of Loss Claims Selection Screen MHACL501.

```

2001 NAP          107-A TULARE          Input          MHACL501
Loss Claims Selection Screen      Version: AE24  08/22/2001 13:23 Term F5
-----
Producer FRANK P. BARCELLOS
Unit 000105 Crop GRASS Type NAG Pay Crop 0102 Pay Type 001 Planting Pd 01

          Place an "X" before desired disaster for modification
          or select Cmd16 to add a new loss claim.

                Disaster          Disaster          Disaster
                Event Code        Beginning Date Apparent Date
                (MMDDCCYY)        (MMDDCCYY)
          .    21  31  61  92        07242001        07262001
          .    21                    08012001        08052001

Enter=Continue  Cmd4=Previous Screen  Cmd7=End  Cmd16=Add
Cmd12=Print Report  Roll=Page  Help=Help Text
    
```

--\*

Continued on the next page

**\*--909 Loss Claims Selection Screen MHACL501 (Continued)**

---

**C****Action**

To modify or view an existing CCC-576, Notice of Loss, place "X" in front of the applicable record and PRESS "Enter" to continue. Disaster Event Screen MHACL601 will be displayed.

**Note:** If the disaster event beginning date or date disaster was apparent need to be modified, the existing CCC-576, Notice of Loss, must be deleted and a new CCC-576, Notice of Loss, shall be entered with the correct dates.

To add an additional CCC-576, Notice of Loss, PRESS "Cmd16". Disaster Event Screen MHACL601 will be displayed.

The following commands or functions are available on Loss Claims Selection Screen MHACL501:

- Cmd4=Previous Screen to display the previous screen
  - Cmd7=End to redisplay NAP Loss Menu MHACL0
  - Cmd12=Print Report to generate CCC-576, Notice of Loss
  - Roll=Page to view additional CCC-576, Notice of Loss, records
  - Help=Help Text to view Causes of Loss Help Screen MHACLH01.--\*
- 

**910-914 (Reserved)**





**\*--915 Updating Approval/Disapproval Dates**

**A  
Overview**

CCC-576, Notice of Loss, will be approved or disapproved based on unit, crop, crop type, pay crop, pay type, planting period, disaster codes, beginning disaster date, and apparent date. This will provide COC's with the ability to approve or disapprove CCC-576, Notice of Loss, based on the crop grouping and crop type basis.

**Note:** In those cases where multiple disaster events are recorded for the same dates, only the first disaster event code loaded on Disaster Event Screen MHACL601 for the unit, crop, crop type, pay crop, pay type, planting period, disaster beginning date, and apparent date will be displayed on Notice of Loss Approval/Disapproval Screen MHACL701 because of space requirements.

To update approval or disapproval dates, select option 3, "Approval/Disapproval Notice of Loss", on NAP Loss Menu MHACL0 according to paragraph 901. Select the producer according to paragraph 902. Notice of Loss Approval/Disapproval Screen MHACL701 will be displayed.

**B  
Example of  
Screen  
MHACL701**

Following is an example of Notice of Loss Approval/Disapproval Screen MHACL701.

2001 NAP		107-A TULARE		Input		MHACL701			
Notice of Loss Approval/Disapproval				Version: AE24 08/23/2001 12:53 Term F5					
-----									
Producer FRANK P. BARCELLOS						ID/Type xxxxxxxxxx S			
Unit	Crop	Type	Pay Crop/Type	Plt Pd.	Dis Cde	Beginning Date	Apparent Date	Approval Date	Disapproval Date
						(MMDDCCYY)	(MMDDCCYY)	(MMDDCCYY)	(MMDDCCYY)
000105	BEANS	BUT	0047/002	01	21	07242001	07262001	.....	.....
000105	GRASS	NAG	0102/001	01	21	07242001	07262001	.....	.....
000105	GRASS	NAG	0102/001	01	21	08012001	08012001	.....	.....
000105	BRCLI		0110/001	02	21	07242001	07262001	.....	.....
000105	HERBS	CHI	5000/005	01	99	08172001	08182001	.....	.....
000309	GRASS	NAG	0102/002	01	92	07242001	07262001	.....	.....
Cmd4=Previous Screen    Cmd5=Update    Cmd7=End    Roll=Page    Help=Help									

--\*

Continued on the next page

915 Updating Approval/Disapproval Dates (Continued)

---

**C  
County Office  
Action**

County Offices shall:

- enter the approval date if COC approved CCC-576, Notice of Loss
- enter the disapproval date if COC disapproved CCC-576, Notice of Loss
- PRESS “Cmd4” to return to Producer Selection Screen MHACL101
- PRESS “Cmd5” to update dates

**Notes:** “Cmd5” must be pressed to update records before the “roll” option is selected. Any data entered and not updated before using the “roll” option will not be kept in the system.

To remove a date previously updated, “Field Exit” through the date and PRESS “Cmd5”. The record will be updated without a date.

- PRESS “Cmd7” to end

**Note:** Records will not be updated.

- PRESS “Roll” to view additional CCC-576, Notice of Loss, records
  - PRESS “Help” to view Causes of Loss Help Screen MHACLH01.
- 

**D  
Updating  
CCC-576 After  
Approval Date Is  
Entered**

The approval date will be removed if CCC-576, Notice of Loss, is accessed after the approval date has been entered.

Upon COC approval, County Offices shall enter the revised COC approval date into the system.

---

916-1000 (Reserved)

**\*--Section 6 Application for Payment**

**1001 Accessing Application for Payment Software**

---

**A**

**Background**

CCC-576 is treated as 2 separate processes in the software. The Notice of Loss process will complete CCC-576, page 1. The Application for Payment:

- process will complete CCC-576, page 2
- will be covered in this section.

All producer's on the unit must file CCC-576, Application for Payment, to receive NAP benefits.

---

**B**

**Accessing Software**

Access the CCC-576, Application for Payment, software according to paragraph 881. Option 4, "Notice of Loss and Application for Payment", shall be selected on NAP Menu MHB000. NAP Notice of Loss and Application for Payment Menu MHACL0 will be displayed.

---

**C**

**Example of Menu MHACL0**

The following is an example of NAP Notice of Loss and Application for Payment Menu MHACL0.

```

COMMAND                                MENU: MHACL0                                #4
2001 NAP Notice of Loss and Application for Payment Menu
-----
      1. Notice of Loss
      2. Application for Payment
      3. Approve/Disapprove Notice of Loss
      4. Approve/Disapprove Application for Payment

     21. Return to Application Selection Menu
     23. Return to Primary Selection Menu
     24. Sign Off

Cmd3=Previous Menu

Enter option and press "Enter".
    
```

--\*

---

**\*--1002 Producer Selection Screen MHACWA01**

**A  
Overview**

Access to the CCC-576, Application for Payment, software requires entry of 1 of the following:

- producer’s ID number and type
- last 4 digits of producer’s ID
- producer’s last name.

The selected producer must have an approved, eligible CCC-576, Notice of Loss, on file to file CCC-576, Application for Payment. If the producer does not have an approved, eligible CCC-576, Notice of Loss, on file, the message, “Producer did not file notice of loss”, will be displayed on Producer Selection Screen MHACWA01.

**B  
Example of  
Screen  
MHACWA01**

The following is an example of Screen MHACWA01.

```

2001 NAP                107-TULARE - LISA'S          Selection      MHACWA01
Producer Selection Screen          Version: AD18  12/01/2001 12:38 Term #4
-----
Enter Producer ID Number: ..... and Type: .

or

Last Four Digits of ID: ....

or

Last Name: .....
          (Enter Partial Name To Do An Inquiry)

Enter=Continue  Cmd7=End

```

--\*

**\*--1003 Processing CCC-576, Application for Payment**

---

**A**

**Overview**

An automated CCC-576, Application for Payment, will be processed when option 2, "Application for Payment", is selected on NAP Notice of Loss and Application for Payment Menu MHACL0 according to paragraph 901. Producer Selection Screen MHACWA01 will be displayed according to paragraph 1002. Once a valid producer has been selected, Unit Selection Screen MHACWB01 will be displayed.

**Note:** An application for payment can only be filed on crops that have an approved, eligible CCC-576, Notice of Loss, on file.

---

**B**

**Taking CCC-576**

CCC-576, Application for Payment, must be taken according to Part 7.--\*

---

**\*--1004 Unit Selection Screen MHACWB01**

---

**A  
Overview**

If the selected producer has multiple units, Unit Selection Screen MHACWB01 will be displayed. Unit Selection Screen MHACWB01 shows the units associated with the selected producer. If other producers share in the unit, up to 3 other producer names will be displayed in the "Other Producer" field to help identify the unit. If there are more than 3 producers associated with the unit, 3 producer names will be displayed with the message, "more producers". If the selected producer's share on the unit is 1.0000, no other producer names will be displayed.

Unit Selection Screen MHACWB01 will be suppressed if the selected producer is only associated with 1 unit that has an approved, eligible CCC-576, Notice of Loss, on file.

---

**B  
Example of  
Screen  
MHACWB01**

The following is an example of Screen MHACWB01.

```

2001 NAP          107-TULARE - LISA'S          Selection          MHACWB01
Unit Selection Screen          Version: AD18  12/01/2001 13:27 Term #4
-----
Producer M CURTI & SONS

          Place an 'X' before desired Unit for crop selection

          Unit          Other Producer
          .           436
          .           437  CURTI FARMS
          .           544  M & S DAIRY

Enter=Continue  Cmd4=Previous Screen  Cmd7=End  Roll=Page
    
```

---

**C  
Action**

Select the unit by placing "X" in front of the applicable record. Only 1 unit can be selected at a time. PRESS "Enter" to continue. Crop Selection Screen MHACWC01 will be displayed.--\*

---

**\*--1005 Pay Crop Selection Screen MHACWC01**

---

**A  
Overview**

Pay Crop Selection Screen MHACWC01 will be displayed with the following:

- pay crop name
- pay crop code
- pay type code
- planting period.

Only those pay crops that have an approved, eligible CCC-576, Notice of Loss, on file will be displayed on Screen MHACWC01.

Screen MHACWC01 will be suppressed if the selected producer has only 1 pay crop with an approved CCC-576, Notice of Loss, on file.

---

**B  
Example of  
Screen  
MHACWC01**

The following is an example of Screen MHACWC01.

```

2001 NAP           107-A TULARE           Selection           MHACWC01
Pay Crop Selection Screen           Version: AE36 01/19/2002 09:50 Term F5
-----
Producer SAMUEL J MILLER           Unit 000088

           Place an 'X' before desired Pay Crop for processing

           Pay Crop           Pay Crop/Type   Plnt Pd
.   ALFALFA           0027 001           01
.   GRASS             0102 001           01
.   GRASS             0102 003           01
.   MIXED FORAGE     0296 001           01
.   SORGHUM FORAGE   0050 001           01

Enter=Continue  Cmd4=Previous Screen  Cmd7=End
    
```

---

**C  
Action**

Select the pay crop by placing “X” in front of the applicable record. Only 1 pay crop can be selected at a time. PRESS “Enter” to continue. Crop Selection Screen MHACWC02 will be displayed.--\*

---

**\*--1006 Crop Selection Screen MHACWC02**

**A  
Overview**

Crop Selection Screen MHACWC02 will be displayed with the crop name, crop type, practice, and intended use of all crops from the National Crop Table corresponding to the pay crop selected on Screen MHACWC01.

**Note:** All crops within the pay grouping will be displayed on Screen MHACWC02. All production, for all crops within the pay group, is required to be entered into the system so that an accurate payment can be calculated.

Screen MHACWC02 will be suppressed if the selected pay crop does not have multiple types, intended uses, or practices.

**B  
Example of  
Screen  
MHACWC02**

The following is an example of Screen MHACWC02.

```

2001 NAP          107-A TULARE          Selection          MHACWC02
Crop Selection Screen          Version: AE36  01/19/2002 09:48 Term F5
-----
Producer SAMUEL J MILLER          Unit 000088  Pay Crop/Type 0296 001
                                   Plnt Pd 01

          Place an 'X' before desired Crop for processing

          Crop          Type  Int Use  Prac
          . MIXED FORAGE          AGM    FG    I
          . MIXED FORAGE          AGM    FG    N
          . MIXED FORAGE          GMA    FG    I
          . MIXED FORAGE          GMA    FG    N

Enter=Continue  Cmd4=Previous Screen  Cmd7=End
    
```

**C  
Action**

Select the crop grouping by placing "X" in front of the applicable record. Only 1 crop record can be selected at a time. PRESS "Enter" to continue. Producer Share Screen MHACWE01 will be displayed.--\*



**1007 Producer Share Screen MHACWE0A**

**A Overview**

The producer’s share will be captured on Producer Share Screen MHACWE0A for the selected unit, crop, type, intended use, practice, planting period, pay crop, and pay type.

**B Example of Screen MHACWE0A**

The following is an example of Screen MHACWE0A.

```

2001 NAP           107-TULARE - LISA'S           Selection           MHACWC01
Crop Selection Screen           Version: AD18  12/04/2001 09:32 Term #2
-----
Producer M CURTI & SONS                               Unit 000436
Producer Share Screen                               MHACWE0A
Producer Share: .....
Enter=Continue  Cmd4=Previous Screen

Enter=Continue  Cmd4=Previous Screen  Cmd7=End  Roll=Page
    
```

**C Action**

Enter the producer’s share for the applicable crop and PRESS “Enter” to continue. Entry cannot be greater than 1.0000. If producer has multiple shares for the same unit, each share must be entered separately by answering share question on Record More Data Question Screen MHACWD0C. See paragraph 1014.

Once a valid share has been entered, 1 of the following screens will be displayed:

- Load Acres/Production Screen MHACWD01 if a yield based crop was selected
- Value Loss Screen MHACWE01 if a value loss crop was selected
- \*--Forage Intended for Grazing Screen MHACWD03 if selected crop has an--\* intended use of GZ.

**Note:** If the selected crop is a forage crop according to paragraph 193, Forage Question Screen MHACWD0B will be displayed. See paragraph 1008.

\*--1008 Forage Question Screen MHACWD0B (2009 and Prior)--\*

A Overview

Forage crops have special rules if coverage was bought for a crop that was intended to be mechanically harvested but the actual use of the acreage (or portion thereof) was grazed.

Note: See paragraph 193 for a list of the crops that fall in this category.

If 1 of the crops is selected on Crop Selection Screen MHACWC02, Screen MHACWD0B will be displayed with the following questions:

- “Were all acres of this crop mechanically harvested?”
- “Were all acres of this crop only grazed?”
- “Were some of the acres for this crop mechanically harvested and some grazed?”.

Depending on how the questions are answered will depend on which screen will be displayed. Only 1 question can be answered with a “Y” at a time.

B Example of Screen MHACWD0B

The following is an example of Screen MHACWD0B.

```

2001 NAP           107-A TULARE           Selection           MHACWC01
Crop Selection Screen           Version: AE36  01/10/2002 08:29 Term F5
-----
Producer SAMUEL J MILLER           Unit 000199

      Place an 'X' before desired crop for processing

      Forage Question Screen           MHACWD0B

      Were all acres of this crop
      mechanically harvested?..... N (Y/N)
or
      Were all acres of this crop
      only grazed?..... N (Y/N)
or
      Were some of the acres for this
      crop mechanically harvested and
      some grazed?..... N (Y/N)

      Enter=Continue  Cmd4=Previous Screen

Enter=Continue  Cmd4=Previous Screen  Cmd7=End  Roll=Page

```

\*--1008 Forage Question Screen MHACWD0B (2009 and Prior) (Continued)--\*

C Action

Use the following table for 2009 and preceding crop years to determine how questions should be answered on Screen MHACWD0B.

**Note:** All questions are defaulted to “N”. Only 1 question can be answered with “Y”.

IF “Y” is answered to the question...	AND...	THEN...
<p>“Were all acres of this crop mechanically harvested?”</p>	<p>the production for this crop was 100 percent harvested based on its intended use or abandoned</p> <hr/> <p>for <b>2008 and 2009 crop years only</b>, all acreage that was intended to be mechanically harvested as forage or seed that was <b>grazed only</b> met the history requirements for determining the loss based on the intended method of mechanical harvest according to subparagraph 194 E or 194.5 E</p> <hr/> <p>for <b>2008 and 2009 crop years only</b>, some of the acreage was 100 percent grazed and some was 100 percent mechanically harvested, and the acreage that was grazed met the history requirements for determining the loss based on the intended method of mechanical harvest according to subparagraph 194 E or 194.5 E</p>	<p>Load Acres/Production Screen MHACWD01 will be displayed. Load data according to paragraph 1012.</p> <p><b>Note:</b> Loss shall be determined for acreage that is grazed only in crop years 2008 and 2009 for which the history requirements have been met according to subparagraph 194 E or 194.5 E, based on the intended method of mechanical harvest <b>only</b> if the producer:</p> <ul style="list-style-type: none"> <li>• timely files CCC-576 for the intended method of mechanical harvest</li> <li>• <b>before</b> grazing occurs:                             <ul style="list-style-type: none"> <li>• establishes representative sample areas according to subparagraph 427 B</li> <li>• within 15 calendar days of placement, informs the County Office of the location of the sample areas for appraisal and spot check purposes</li> </ul> </li> <li>• at the end of the normal harvest date for the intended method of mechanical harvest, and <b>before</b> the first freeze, requests an appraisal of the sample areas be completed.</li> </ul>

\*--1008 Forage Question Screen MHACWD0B (2009 and Prior) (Continued)--\*

C Action (Continued)

IF "Y" is answered to the question...	AND...	THEN...
<p>"Were all acres of this crop mechanically harvested?" (Continued)</p>	<p>AND...</p>	<p>Loss for acreage intended for mechanical harvest that is grazed only in 2007 and prior crop years, or that is grazed only in 2008 and 2009 crop years for which the history requirements in subparagraph 194 E or 194.5 E have <b>not</b> been met, shall be determined based on an AUD value by determining the percent of loss using 1 of the methods provided in subparagraph 195 I for grazed forage.</p>
<p>"Were all acres of this crop only grazed?"</p>	<p>for 2007 and prior crop years, 100 percent of the acreage was grazed instead of being mechanically harvested as intended for <b>2008 and 2009 crop years</b> only, the acreage that was intended to be mechanically harvested as forage or seed was grazed only, 100 percent of the acreage was grazed instead of being mechanically harvested as intended, and the history requirements for determining the loss based on the intended method of mechanical harvest <b>was not met</b> according to subparagraph 194 E or 194.5 E</p>	<p>Forage Intended for Grazing Screen MHACWD03 will be displayed. Load data according to paragraph 1013.</p>
<p>"Were some of the acres for this crop mechanically harvested and some grazed?"</p>	<p>for 2007 and prior crop years, some of the acreage was 100 percent grazed and some was 100 percent mechanically harvested as intended *--for <b>2008 and 2009 crop years</b> only,--* some of the acreage was 100 percent grazed for which the history requirements were <b>not met</b> for determining the loss based on the intended method of mechanical harvest according to subparagraph 194 E or 194.5 E, and some was 100 percent mechanically harvested as intended</p>	<p>Load Acres/Production Screen MHACWD01 will be displayed. Actual acreage that was mechanically harvested shall be loaded according to paragraph 1012. PRESS "Enter" to continue once data is loaded. Forage Intended for Grazing Screen MHACWD03 will be displayed. Actual acreage that was grazed shall be loaded according to paragraph 1013.</p>

**\*--1008.5 Forage Question Screen MHACWD0B (2010 and Future)**

**A Overview**

Forage crops have special rules if coverage was bought for a crop that was intended to be mechanically harvested but the actual use of the acreage (or portion thereof) was grazed.

**Note:** See paragraph 193 for a list of the crops that fall in this category.

If 1 of the crops is selected on Crop Selection Screen MHACWC02, Screen MHACWD0B will be displayed with the following questions:

- “Were all acres of this crop mechanically harvested?”
- “Were all acres of this crop 100 percent grazed for which the history requirements were met for determining loss?”
- “Were some of the acres of this crop mechanically harvested and some grazed for which the grazed acreage met the history requirement for determining loss?”
- “Were some of the acres of this crop mechanically harvested and some grazed for which the grazed acreage did not meet the history requirements for determining loss?”
- “Were all acres of this crop 100 percent grazed for which the history requirements were not met for determining loss?”

Depending on how the questions are answered will depend on which screen will be displayed. Only 1 question can be answered with a “Y” at a time.--\*

\*--1008.5 Forage Question Screen MHACWD0B (2010 and Future) (Continued)

B Example of Screen MHACWD0B

The following is an example of Screen MHACWD0B.

```

2010 NAP          027-COAHOMA          Selection          MHACWC02
Crop Selection Screen          Version: AG01 10/27/2009 15:29 Term H2
-----
Pr Forage Question Screen          MHACWD0B          0548
  Were all acres of this crop mechanically harvested?          N (Y/N)
    OR
  Were all acres of this crop 100 percent grazed for which
  the history requirements were met for determining loss?          N (Y/N)
    OR
  Were some of the acres of this crop mechanically harvested
  and some grazed for which the grazed acreage met the
  history requirement for determining loss?          N (Y/N)
    OR
  Were some of the acres of this crop mechanically harvested
  and some grazed for which the grazed acreage did not meet
  the history requirements for determining loss?          N (Y/N)
    OR
  Were all acres of this crop 100 percent grazed for which
  the history requirements were not met for determining
  loss?          N (Y/N)
          Enter=Continue  Cmd4=Previous Screen
-----
Enter=Continue  Cmd4=Previous Screen  Cmd7=End  Roll=Page

```

--\*

**\*--1008.5 Forage Question Screen MHACWD0B (2010 and Future) (Continued)**

**C Action**

Use the following table for 2010 and future crop years to determine how questions should be answered on Screen MHACWD0B.

**Note:** All questions are defaulted to “N”. Only 1 question can be answered with “Y”.

<b>IF “Y” is answered to the question...</b>	<b>AND...</b>	<b>THEN the...</b>
“Were all acres of this crop mechanically harvested?”	the production for this crop was 100 percent harvested based on its intended use or abandoned	Load Acres/Production Screen MHACWD01 will be displayed. Load data according to paragraph 1012.
“Were all acres of this crop 100 percent grazed for which the history requirements were met for determining loss?”	100 percent of the acreage that was intended to be mechanically harvested as forage or seed was grazed only, 100 percent of the acreage was grazed instead of being mechanically harvested as intended, and the history requirements for determining the loss based on the intended method of mechanical harvest were met according to subparagraph 194 E or 194.5 E	Load Acres/Production Screen MHACWD01 will be displayed. Load data according to paragraph 1012.
“Were some of the acres of this crop mechanically harvested and some grazed for which the grazed acreage met the history requirement for determining loss?”	some of the acreage was 100 percent grazed for which the history requirements were met for determining the loss based on the intended method of mechanical harvest according to subparagraph 194 E or 194.5 E, and some was 100 percent mechanically harvested as intended	Load Acres/Production Screen MHACWD01 will be displayed. Load data according to paragraph 1012.

--\*

\*--1008.5 Forage Question Screen MHACWD0B (2010 and Future) (Continued)

C Action (Continued)

IF "Y" is answered to the question...	AND...	THEN the...
<p>"Were some of the acres of this crop mechanically harvested and some grazed for which the grazed acreage did not meet the history requirements for determining loss?"</p>	<p>some of the acreage was 100 percent grazed for which the history requirements were <b>not</b> met for determining the loss based on the intended method of mechanical harvest according to subparagraph 194 E or 194.5 E, and some was 100 percent mechanically harvested as intended</p>	<p>Load Acres/Production Screen will be displayed. Actual acreage that was mechanically harvested shall be loaded according to paragraph 1012. PRESS "Enter" to continue once data is loaded. Forage Intended for Grazing Screen MHACWD03 will be displayed. Actual acreage that was grazed shall be loaded according to paragraph 1013.</p>
<p>"Were all acres of this crop 100 percent grazed for which the history requirements were not met for determining loss?"</p>	<p>100 percent of the acreage that was intended to be mechanically harvested as forage or seed was grazed only, 100 percent of the acreage was grazed instead of being mechanically harvested as intended, and the history requirements for determining the loss based on the intended method of mechanical harvest were <b>not</b> met according to subparagraph 194 E or 194.5 E</p>	<p>Forage Intended for Grazing Screen MHACWD03 will be displayed. Load Data according to paragraph 1013.</p>

--\*



**1009 Date of Loss Selection Screen MHACWL01****A Overview**

Screen MHACWL01 is only applicable when either of the following applies:

- crop that is considered a value loss crop is selected

**Note:** See subparagraph 1011 A for a list of value loss crops.

- yield-based crop in a tropical region is selected.

**Notes:** Tropical region shall include Hawaii, Puerto Rico, American Samoa, Guam, the U.S. Virgin Islands, and the former Trust Territory of the Pacific Islands (the Commonwealth of Northern Mariana Islands, the Republic of the Marshall Islands, the Federated State of Micronesia, and the Republic of Palau).

**\*--Perennial and biennial crops cannot have multiple loss dates; however, Screen MHACWL01 will be displayed for all yield-based crops. County Offices shall ensure that only 1 date of loss is entered on Screen MHACWL01 for perennial and biennial crops.--\***

The purpose of Screen MHACWL01 is to identify and load multiple losses, in the automated system, for the same crop during the crop year. To keep records unique in the automated system, the date of loss must be selected.

The following dates will be displayed on Screen MHACWL01 for each crop and crop type in the pay grouping that had CCC-576 filed and approved by COC:

- disaster event beginning date
- disaster event ending date
- date loss was apparent
- COC approval date.

1009 Date of Loss Selection Screen MHACWL01 (Continued)

B Example of Screen MHACWL01

The following is an example of Screen MHACWL01.

```

2002 NAP          107-C TULARE          Selection          MHACWL01
Date of Loss Selection Screen          Version: AE51 09/04/2002 08:56 Term F5
-----
Producer JOE VARGAS                               Unit 000266
Pay Crop/Type 3002 001 Plnt Pd 01

          Place an 'X' before desired Date of Loss for processing.

          Disaster      Disaster      Loss      Loss
          Beginning    Ending      Apparent  Approved
11/22/2001 11/22/2001 11/22/2001 12/12/2001
12/02/2001 12/02/2001 12/05/2001 01/25/2002
07/04/2002 07/04/2002 07/04/2002 08/01/2002

Enter=Continue  Cmd4=Previous Screen  Cmd7=End
    
```

**1009 Date of Loss Selection Screen MHACWL01 (Continued)****C Action**

The County Office shall:

- select the applicable CCC-576, Notice of Loss, dates for the selected crop, crop type, and intended use by placing an “X” in front of the applicable record
- refer to the applicable CCC-576, Notice of Loss, to determine the correct loss dates for the selected crop, crop type, and intended use.

**Example:** Producer A had a loss on crustaceans with a crop type of crab (pay crop 3002, pay type 001) on December 2, 2001. The producer filed an entire CCC-576. In February, the producer replenished the stock that was lost. In July, the producer had another loss on crustaceans with a crop type of crab. A separate CCC-576 was filed for the second loss on the same crop. The County Office would refer to the applicable CCC-576, Notice of Loss, to select the applicable loss dates when completing CCC-576, Application for Payment, in the automated system.

**Note:** Crop data for all crops within the pay grouping must be loaded in the automated system even if there was not a loss on a particular crop or type within the pay grouping. The production for all crops is required to ensure that an accurate payment is calculated. In these instances, CCC-576, Notice of Loss, may not be on file to select the loss dates from Screen MHACWL01. In this case, the user shall select the loss dates applicable to the crop or crop type that does have the loss. The system will recognize that the crop does not have CCC-576, Notice of Loss, filed and the payment will be calculated accordingly.

**Example:** Producer A had a loss on crustaceans with a crop type of crab (pay crop 3002, pay type 001) on December 2, 2001. The producer filed an entire CCC-576. Loss dates were as follows:

- disaster event beginning date on December 2, 2001
- disaster event ending date on December 2, 2001
- date loss was apparent on December 5, 2001
- COC approval date on January 25, 2002.

The County Office would select these loss dates for CCC-576, Application for Payment, for crustaceans with a crop type of crab.

Producer A also has crustaceans with a crop type of large shrimp. The disaster did not affect the large shrimp; however, the applicable crop data for large shrimp must be entered into the system to calculate an accurate payment. CCC-576, Notice of Loss, was not filed for large shrimp, so when CCC-576, Application for Payment, is loaded, the loss dates applicable to the crab CCC-576, Notice of Loss, shall be used.

**\*--1010 Carrying Capacity Selection Screen MHACWD02****A Overview**

Carrying Capacity Selection Screen MHACWD02 will be displayed when:

- a crop with an intended use of GZ is selected
- “Y” is answered to the question, “Were all acres of this crop only grazed?”, on Forage Question Screen MHACWD0B according to paragraph 1008
- “Y” is answered to the question, “Were some of the acres for this crop mechanically harvested and some grazed?”, on Forage Question Screen MHACWD0B according to paragraph 1008.

Screen MHACWD02 will display the applicable planting periods, carrying capacities, and grazing period days from the National Crop Table. Screen MHACWD02 was added for entering different COC AUD adjustment factors, COC AUD loss factors, and COC AUD assigned amounts, for the same crop, type, intended use, and practice according to approved planting periods and the applicable carrying capacities and grazing period days.

**Note:** Screen MHACWD02 is only applicable to 2002 and future years.--\*

\*--1010 Carrying Capacity Selection Screen MHACWD02 (Continued)

**B**  
**Example of**  
**Screen**  
**MHACWD02**

The following is an example of Screen MHACWD02.

```

2002 NAP                107-C TULARE                Entry          MHACWD02
Carrying Capacity Selection Screen  Version: AE51  09/04/2002 14:12 Term F5
-----
Producer JOE VARGAS                Share 1.0000                Unit    266
Pay Crop/Type 0102 002 Plnt Pd 01  Crop GRASS  Type NAG  Intd Use GZ  Prac N

      Place an 'X' before the desired Carrying Capacity for processing.

                                Planting   Carrying   Grazing
                                Period     Capacity   Period
                                01         9.00      240
                                21         8.50      230
                                31         8.00      220
                                41         7.50      210
                                51         7.00      200
                                61         6.50      190
                                71         6.00      180
                                81         5.50      170
                                91         5.00      160

Enter=Continue  Cmd4=Previous Screen  Cmd7=End
    
```

**C**  
**Action**

Select the applicable planting period, carrying capacity, and grazing period days by planting an "X" in front of the applicable record.--\*



1011 Value Loss Screen MHACWE01

A

Overview

Value Loss Screen MHACWE01 will be displayed if the selected crop on Crop Selection Screen MHACW02 has been identified as a value loss crop. The following crops are considered value loss crops:

- ginseng
- finfish
- mollusk
- crustacean
- Christmas trees
- nursery
- turfgrass sod
- mushrooms
- floriculture
- \*--crops with an intended use of RS
- crops with an intended use of SE.--\*

**Note:** The intended use of seed for ginseng and floriculture will result in a yield based calculation.

The dollar value for ginseng, finfish, mollusk, crustacean, and Christmas trees will be calculated in the automated system based on the producer's actual inventory and the graduated price codes that are present on the County Office crop table. Nursery, grass with an intended use of sod, mushrooms, floriculture, \*--tropical finfish, and crops with an intended use of RS or SE do not have--\* graduated prices; therefore, the dollar value of these crops must be calculated outside the system and the total dollar value will be entered in the system, as applicable.

B

Example of Screen MHACWE01

The following is an example of Value Loss Screen MHACWE01.

```

2001 NAP          107-TULARE - LISA'S          Entry          MHACWE01
Value Loss Screen          Version: AD18  12/04/2001 09:32 Term #2
-----
Producer M CURTI & SONS          Unit    436  Pay Crop/Type 3002 001
Share .7500          Crop CRUST  Type CRA          Plnt Pd 01

Price   Beginning      Ending      Ineligible
Code   Inventory          Inventory  Cause of Loss

LAR     .....              .....              .....
MED     .....              .....              .....
SMA     .....              .....              .....

                                           Salvage Value
                                           Producer      County
                                           $ .....      Established
                                           $ .....

Cmd4=Previous Screen  Cmd5=Update  Cmd7=End  Cmd24=Delete
    
```

\*--1011 Value Loss Screen MHACWE01 (Continued)

**C**

**Field**

The following table describes the fields on Screen MHACWE01.

**Descriptions**

Field	Description	Action
Producer	Data as selected.	
Unit		
Pay Crop/Type		
Crop		
Type		
Plnt Pd		
Share	Share that was entered on Producer Share Screen MHACWE0A will be displayed.	
Producer Salvage Value	Manual entry field.	Enter the total dollar value received for crops sold as salvage according to paragraph 333. An entry is not required.
County Established Salvage Value	Manual entry field.	Enter the total dollar value received for crops sold as salvage according to paragraph 333 as determined by COC. An entry is not required.

--\*

Continued on the next page



\*--1011 Value Loss Screen MHACWE01 (Continued)

**C**  
**Field**  
**Descriptions**  
**(Continued)**

Field	Description	Action
<b>The following fields are applicable to ginseng, finfish, mollusk, crustacean, and Christmas trees.</b>		
Price Code	Graduated price codes applicable to the selected crop. All price codes that are on the County Office crop table will be displayed.	
Beginning Inventory	Manual entry field. The actual beginning inventory rather than the total dollar amount shall be entered. The system will calculate the value of beginning inventory based on the actual inventory amounts that are entered.	Enter the <b>actual beginning inventory</b> of the crop applicable to each graduated price code.  <b>Example:</b> Before the disaster, Producer A has 10,000 large crabs (LAR/CRB) on hand. 10,000 would be entered in the "LAR" price code field in the "Beginning Inventory" field.
Ending Inventory	Manual entry field. The actual ending inventory rather than the total dollar amount shall be entered. The system will calculate the value of ending inventory based on the actual inventory amounts that are entered.	Enter the <b>actual ending inventory</b> of the crop applicable to each graduated price code.  <b>Example:</b> After the disaster occurred, Producer A has 2,245 large crabs (LAR/CRB) on hand. 2,245 would be entered in the "LAR" price code field in the "Ending Inventory" field.
Ineligible Cause of Loss	Manual entry field. The actual inventory rather than the total dollar amount shall be entered. The system will calculate the value of ineligible cause of loss based on the actual inventory amounts that are entered.	Enter the <b>actual inventory</b> of the crop applicable to each graduated price code that perished because of an ineligible cause of loss.  <b>Example:</b> Producer A lost 56 large crabs (LAR/CRB) because of a non-disaster related condition. 56 would be entered in the "LAR" price code field in the "Ineligible Cause of Loss" field.

--\*

Continued on the next page

1011 Value Loss Screen MHACWE01 (Continued)

---

**C**  
**Field**  
**Descriptions**  
**(Continued)**

Field	Description	Action
<b>The following fields are applicable to nursery, mushrooms, floriculture, grass with                      *--an intended use of "SO", and crops with an intended use of RS or SE.--*</b>		
Field Market Value A	Manual entry field. Actual dollar amount shall be entered.	Enter the dollar value of inventory present immediately before disaster according to paragraph 181.
Inventory After Disaster	Manual entry field. Actual dollar amount shall be entered.	Enter the dollar value of inventory remaining after the disaster.
Ineligible Cause of Loss	Manual entry field. Actual dollar amount shall be entered.	Enter the determined dollar value for losses stemming from ineligible causes of loss.

---

**D**  
**Action**

Enter data according to subparagraph C. PRESS:

- "Cmd5" to update the record
- "Cmd24" to delete a record that has been previously updated.

Record More Questions Data Screen MHACWD0C will be displayed. See paragraph 1014.

---

1012 Yield Based Crops

**A**  
**Overview**

The Load Acres/Production Screen MHACWD01 will be displayed when a yield based crop is selected on Crop Selection Screen MHACWC01. The Load Acres/Production Screen MHACWD01 is a data entry screen that will be used to determine a producers loss on yield based crops.

**B**  
**Example of**  
**Screen**  
**MHACWD01**

The following is an example of Load Acres/Production Screen MHACWD01.

```
*--
2003 NAP          107-A TULARE          Entry          MHACWD01
Load Acres/Production Screen          Version: AE70 05/05/2003 13:41 Term F6
-----
Producer JOE VARGAS          Share 1.0000          Unit 527
Pay Crop/Type 0116 001 Plnt Pd 01 Crop CABAG Type CHO Intd Use FH Prac I

Stage          Acres          Production          Adjusted or Assigned          Production
Irrigated          ( )          Production Flag(O or A)          Not To Count

Harvested
Unharvested
Prevented

Final Use          Approved Yield(s)          Secondary Use / Salvage Value
FH          81          Producer          County
PR --- No APH ---          $          $
JU --- No APH ---

Cmd4=Previous Screen Cmd5=Update Cmd7=End Cmd13=Adj Yield Cmd24=Delete
```

--\*

Continued on the next page

1012 Yield Based Crops (Continued)

C

**Field Descriptions** The following table describes the fields on Load Acres/Production Screen MHACWD01.

Field	Description	Action
Producer	Data as selected.	
Unit		
Pay Crop/Type		
Crop		
Type		
Int Use		
Plnt Pd		
Share	Share that was entered on Producer Share Screen MHACWD0A will be displayed.	
Stage	Stages harvested, unharvested, and prevented will be displayed.  *--Note: Applications for prevented planted acres planted to a subsequent crop in the pay group shall not be loaded in the automated system. See paragraph 25.--*	
Acres Irrigated	Manual entry field, by stage, for irrigated and nonirrigated acres for the unit.	Enter the acres associated with the crop, type, intended use, practice, and planting period, by stage, for the unit.  For: <ul style="list-style-type: none"> <li>• maple sap, enter the total number of taps</li> <li>• honey, enter the total number of colonies.</li> </ul>
Production (TON)	Manual entry field for production of harvested and unharvested acres.	Enter the harvested production supported by acceptable production records and/or appraised production from CCC-576-1.

Continued on the next page

1012 Yield Based Crops (Continued)

C  
Field  
Descriptions  
(Continued)

Field	Description	Action
Adjusted or Assigned Production	Manual entry field for adjustments made by COC.	Enter the amount of production as determined by COC according to paragraph 329. An entry is not required.
Adjusted or Assigned Production Flag (O or A)	Manual entry field identifying the type of adjustment made by COC.	Enter an: <ul style="list-style-type: none"> <li>• “A” flag, if the assigned production is to be added to actual production according to paragraph 329</li> <li>• “O” flag, if the assigned production is to override the production certified by the producer according to paragraph 329.</li> </ul> <p><b>Note:</b> A flag is not required for assigned production to prevented planted acres. Production entered for prevented planted acres will be <b>subtracted</b> from the calculated prevented planted net production.</p>
Production Not to Count	Manual entry field.	Enter production not to count when acceptable records identifying this production are available. Entry cannot be greater than the production that is entered. An entry is not required.
Yield	*--Producer’s approved yield.  <b>Note:</b> For multiple market crops, the approved yields for “FH”, “PR”, and “JU” will be displayed. If the producer does not have any approved yield for particular use, the message, “No APH”, will be displayed on Screen MHACWD01. The producer must have APH for the final use.	The producer’s approved yield will be displayed. The yield cannot be changed unless the provisions in paragraph 287 apply. See paragraph 1012.5 for using software for adjusting the yield.--*

1012 Yield Based Crops (Continued)

**C**  
**Field**  
**Descriptions**  
**(Continued)**

Field	Description	Action
Producer Secondary Use/Salvage Value	Manual entry identifying the crops secondary use/salvage value.	Enter the dollar value of secondary use/salvage value according to subparagraph 174 C and paragraph 333.
County Established Secondary Use/Salvage Value	Manual entry field.	Enter the value of secondary use according to subparagraph 174 C and/or salvage value according to paragraph 333 as determined by COC.
Final Use	Manual entry field.	This field is applicable to “FH”, “PR”, and “JU” records. Enter the final use of harvested production according to Exhibit 41.  *--Note: The producer must have APH established for the final use.--*

**D**  
**Action**

Enter data according to subparagraph C. PRESS:

- “Cmd5” to update the record
- “Enter” to continue, if special forage rules apply
- \*--“Cmd3” to adjust the yield

**Note:** See paragraph 1012.5.--\*

- “Cmd24” to delete a record that has been previously updated.

Record More Data Questions Screen MHACWD0C will be displayed. See paragraph 1014.

**Note:** If special forage rules apply, Forage Intended for Grazing Screen MHACWD03 may be displayed depending on how Forage Question Screen MHACWD0B was answered.

**\*--1012.5 Approved Yield Adjustment Screen MHACWD0Y**

**A  
Overview**

The producer's approved yield:

- is displayed on Screen MHACWD01
- cannot be changed on Screen MHACWD01
- may only be adjusted if the provisions in paragraph 287 apply.

Software has been designed to allow for the 85 or 90 percent adjustments for increased acreage and added land.

If COC determines a yield adjustment is applicable, PRESS "Cmd13" on Screen MHACWD01. Screen MHACWD0Y will be displayed.

**B  
Example of  
Screen  
MHACWD0Y**

The following is an example of Approved Yield Adjustment Screen MHACWD0Y.

```

2003 NAP          107-A TULARE          Entry          MHACWD01
Load Acres/Production Screen          Version: AE68  04/03/2003 11:36 Term F5
-----
Producer JOE VARGAS                      Share 1.0000          Unit 266
Pay Crop/Type 0047 001 Plnt Pd 01 Crop BEANS Type BBL Intd Use DE  Prac I
Approved Yield Adjustment Screen          MHACWD0Y          uction
Stage                                     o Count
Harvest                                     To make an Approved Yield adjustment
Unharvested                               for increased acreage or added land,
Prevented                                 change the current percent selected.

X 100% of Approved Yield
  90% of Approved Yield
  85% of Approved Yield

Enter=Continue  Cmd4=Previous Screen

Cmd4=Previous Screen  Cmd5=Update  Cmd7=End  Cmd13=Adj Yield  Cmd24=Delete
    
```

**C  
Action**

Place "X" in front of the applicable adjustment. PRESS "Enter" to continue.

**Note:** If an incorrect selection is made, re-access Screen MHACWD0Y and place "X" in front of the applicable adjustment factor.

The adjusted yield will be used when calculating the producer's loss.--\*





**\*--1013 Forage Intended for Grazing Screen MHACWD03**

**A  
Overview**

Forage Intended for Grazing Screen MHACWD03 will be displayed when:--\*

- any crop with the intended use of “GZ” (grazing) has been selected on Crop Selection Screen MHACWC01
- special forage rules apply according to paragraph 1007
- \*--applicable planting period, carrying capacity, and grazing period days were selected on Screen MHACWD02 according to paragraph 1010.--\*

Losses will be computed on an AUD basis and extended to dollars.

**B  
Example of  
Screen**

**\*--MHACWD03**

The following is an example of Screen MHACWD03.

```

2002 NAP          107-C TULARE          Entry          MHACWD03
Forage Intended for Grazing Screen      Version: AE51 09/04/2002 14:53 Term F5
-----
Producer JOE VARGAS                      Share 1.0000          Unit 266
Pay Crop/Type 0102 002 Plnt Pd 01 Crop GRASS Type NAG Intd Use GZ Prac N

          Grazing  ----- COC AUD -----          Non-Irrigated
Planting Carrying  Period  Adjustment  Loss          Planted
Period Capacity  Days    Factor      Factor  Assigned  Acres
-----
          01          9.00    240

-----

Is this loss on Federal          Unseeded Land
or State Unseeded Land?          Acres      Name of Lessor

          (Y/N)          Federal

          State

Cmd4=Previous Screen  Cmd5=Update  Cmd7=End  Cmd24=Delete
    
```

--\*

Continued on the next page

1013 Forage Intended for Grazing MHACWD03 (Continued)

C

**Field Descriptions** The following table describes the fields on Forage Intended for Grazing Screen MHACWD03.

Field	Description	Action
Producer	Data as selected.	
Unit		
Pay Crop/Type		
Crop		
Type		
Int Use		
Practice		
Share	Share that was entered on Producer Share Screen MHACWD0A will be displayed.	
Plnt Pd	The planting period that was selected on Screen MHACWD02. Planting periods are being used to identify multiple carrying capacities within the county.	
Carrying Capacity	The carrying capacity that was selected on Screen MHACWD02.	
Grazing Period Days	The grazing period days that were selected on Screen MHACWD02.	
COC AUD - Adjustment Factor	Manual entry field identifying the AUD adjustment factor as established by COC.	Enter the COC AUD adjustment factor. This is not a required entry. See subparagraphs 195 B and C.
COC AUD - Loss Factor	Manual entry field identifying the AUD Loss Factor as established by COC.	Enter the COC AUD loss factor. This is a *--required entry. See subparagraph 195 E.--*

Continued on the next page

**\*--1013 Forage Intended for Grazing MHACWD03 (Continued)--\***

**C  
Field  
Descriptions  
(Continued)**

<b>Field</b>	<b>Description</b>	<b>Action</b>
COC AUD - Assigned	Manual entry field identifying the AUD assigned as established by COC.	Enter the COC AUD assigned. This is not a required entry. See paragraph 329.
*--PRESS "Enter" to continue.		
Acres	Manual entry identifying the number of acres that were grazed.	Enter the acres applicable to the carrying capacity.
Is This Loss on Federal or State Unseeded Land? Y or N	Manual entry field that will capture if land is Federal or State unseeded land.	Entry is required. ENTER: <ul style="list-style-type: none"> <li>• "Y" if land is Federal- or State-owned unseeded land</li> <li>• "N" if land is not Federal or State unseeded land.</li> </ul>
Unseeded Land Acres Federal/ State	Manual entry field to enter the number of acres that are Federal or State unseeded land acres.	Entry is required if "Y" was answered to the previous question. Enter the number of acres that are: <ul style="list-style-type: none"> <li>• Federal unseeded land acres</li> <li>• State unseeded land acres.</li> </ul>
Name of Lessor	Manual entry field.	Entry is required if "Y" was answered to the previous question. Enter the name of the lessor for the Federal and/or State unseeded land.--*

**D  
Action**

Enter data according to subparagraph C. PRESS:

- "Cmd5" to update the record
- "Cmd24" to delete a record that has been previously updated.

Record More Data Question Screen MHACWD0C will be displayed. See paragraph 1014.

1014 Record More Data Question Screen MHACWD0C

A Overview

Record More Data Question Screen MHACWD0C has been designed as a tool for entering additional data for the selected producer. The software process requires that each crop, crop type, intended use, and planting period be loaded separately to ensure accurate records. Users shall ensure that all applications are completed according to program policy, such as all crops with the same pay grouping being grouped together to determine a producer's loss.

B Screen MHACWD0C

The following is an example of Screen MHACWD0C.  
\*--

```

2001 NAP          107-A TULARE          Entry          MHACWD03
Forage Intended for Grazing Screen    Version: AE36  01/10/2002 09:29 Term F5
-----
Producer SAMUEL J MILLER              Unit    199  Pay Crop/Type 0050 001
Share 1.0000                          Crop SORGF Type ALU  Int Use GZ  Plnt Pd 01

Record More Data Question Screen          MHACWD0C

      Do you want to record data on another:
                                     (Y/N)
      - Share for this crop, type, intended use,
        and practice?.....
      - Crop, type, intended use, and practice for
        this pay crop/type and planting period?.....
      - Pay crop/type and planting period for this
        unit?.....
      - Unit for this producer?.....

Enter=Continue  Cmd4=Previous Screen
IM: Previous share data has been recorded.

Cmd4=Previous Screen  Cmd5=Update  Cmd7=End  Cmd24=Delete
IM: Previous share data has been recorded.

```

**Note:** Not all questions are displayed on Screen MHACWD0C at the same time.--\*

Continued on the next page

1014 Record More Data Question Screen MHACWD0C (Continued)

C

**Question Description** The following table provides an explanation of Screen MHACWD0C. Only 1 question at a time may be answered with “Y”.

<b>Do you want to record data on another...</b>	<b>IF “Y” is selected...</b>	<b>THEN use this option if...</b>
share for this crop, type, intended use, and practice?	Load Acres/Production Screen MHACWC01 will be displayed	multiple shares for the same crop/type/use/practice/planting period for this unit.
crop, type, intended use, and practice for this pay crop/type and planting period?	Crop Selection Screen MHACWC02 will be displayed	several crops, types, uses, or practices need to be recorded for the selected pay crop. <b>Note:</b> CCC-576 print will not be generated.
pay crop/type and planting period for this unit?	Pay Crop Selection Screen MHACWC01 will be displayed	several pay crops/pay types or planting periods need to be recorded for the selected unit. <b>Note:</b> CCC-576 print will be generated.
unit for this producer?	Unit Selection Screen MHACWB01 will be displayed	producer has multiple units. <b>Note:</b> As a new unit is selected, CCC-576, for the previous crop data that was entered will print.
beginning disaster date and/or loss apparent date for this crop, type, and intended use? <b>Note:</b> This question is only applicable to value loss crops.	Date of Loss Selection Screen MHACWL01 will be displayed	several loss dates need to be loaded for the same crop, type, and intended use. <b>Note:</b> CCC-576 will not be generated.
COC AUD adjustment factor, loss factor, and/or assigned amount for this carrying capacity? <b>Note:</b> This question is only applicable to crops with an intended use of GZ.	Forage Intended for Grazing Screen MHACWD03 will be displayed	a different AUD adjustment, loss factor, and/or assigned amount needs to be loaded for the same planting period, carrying capacity, and grazing period days. <b>Note:</b> CCC-576 will not be generated.
carrying capacity for this share? <b>Note:</b> This question is only applicable to crops with an intended use of GZ.	Carrying Capacity Selection Screen MHACWD02 will be displayed	several planting periods, carrying capacities, and grazing period days need to be loaded for the same crop, type, intended use, and unit. <b>Note:</b> CCC-576 will not be generated.

D

**Action** \*--Complete all applications according to subparagraph C. Additional Acres to Plant or Harvest Screen MHACWD0E will be displayed according to paragraph 1014.5.--\*

**\*--1014.5 Additional Acres to Plant or Harvest Screen MHACWD0E**

**A  
Overview**

An application for payment should not be approved for payment until all acres in the pay group have been planted and/or harvested.

Screen MHACWD0E will be used to prevent applications for payment from being approved if there is additional data for the pay group to be loaded. The question, "Does the producer have additional acres of this pay group to plant or harvest? (Y/N)", will be asked on Screen MHACWD0E.

Screen MHACWD0E will be used 2 different ways depending on what kind of application is being loaded. Applications for prevented planted acres can be loaded into the system and paid before applications for harvested or unharvested acres if the provisions in paragraph 25 apply. Prevented planted losses do not count against losses on harvested or unharvested acres. As long as all the crops in the pay group have been planted, prevented planted applications can be taken in the system and payments issued if all other eligibility requirements are met.

For applications being loaded for harvested and unharvested acres, all acres in the pay group must be harvested or be determined to be unharvested before an application for payment can be approved for payment.

**B  
Example of  
Screen  
MHACWD0E**

The following is an example of Additional Acres to Plant or Harvest Screen MHACWD0E.

```

2003 NAP                107-A TULARE                Entry                MHACWD01
Load Acres/Production Screen                Version: AE68  04/03/2003 13:36 Term F5
-----
Producer JOE VARGAS                Share 1.0000                Unit 266
Pay Crop/Type 0047 001 Plnt Pd 01 Crop BEANS Type BBL Intd Use DE Prac I
Additional Acres to Plant or Harvest Screen                MHACWD0E
Stag
Harvest
Unharvest
Prevent
Does the producer have additional acres
of this pay group to plant or harvest?                (Y/N)
Enter=Continue Cmd4=Previous Screen
Cmd4=Previous Screen Cmd5=Update Cmd7=End Cmd24=Delete
IM: Previous record has been updated.
  
```

--\*

Continued on the next page

**\*--1014.5 Additional Acres to Plant or Harvest Screen MHACWD0E (Continued)**

---

**C  
Action**

ENTER:

- “Y” if the producer has additional acres of the crop to plant or harvest

**Note:** CCC-576 cannot be enrolled or approved for payment until all acres have been planted and/or harvested.

- “N” if all acreage has been planted and/or harvested.

**Example 1:**

Producer A was prevented from planting 50 acres of baby lima beans. Producer A intends to plant 100 acres of dark red kidney beans, but had not planted them at the time he or she was making the application for payment for the prevented planted baby lima beans. Baby lima beans and dark red kidney beans are in the same pay group. For the 50 acres of prevented planted baby lima beans, the question would be answered with “Y” because all the acres of the pay group have not been planted. The application can still be loaded in the system, but cannot be approved for payment until “Y” is changed to “N” after all acres in the pay group are planted.

**Example 2:**

Producer A was prevented from planting 50 acres of baby lima beans. Producer A did plant 50 acres of dark red kidney beans. These are the only 2 crops being planted in the pay group. For the 50 acres of prevented planted baby lima beans, the question would be answered with “N” because all the acres of the pay group have been planted. The prevented planted acres do not count against harvested and unharvested acres. Therefore, the prevented planted loss could be calculated and paid before harvest of the dark red kidney beans.

**Example 3:**

Producer B planted 50 acres of baby lima beans and 50 acres of dark red kidney beans. The baby lima beans were completely lost during a flooding situation. The dark red kidney beans were not damaged by the flood. The application for payment cannot be finalized until the production information is available for the dark red kidney beans. The data for the baby lima beans can be loaded in the automated system and the question shall be answered with “Y”. When the production information is available for the dark red kidney beans and the applicable data is loaded into the system, the question will be answered with “N” at which time the loss can be calculated and the application for payment can be approved, if applicable.--\*

---

\*--1015 Record Enrollment Date Screen MHACWD0F

**A**  
**Overview**

Screen MHACWD0F will be displayed when the producer's record is updated. The producer's enrollment date can be entered on either of the following:

- Screen MHACWD0F
- Menu MHACL0, option 4, "Approve/Disapprove Application for Payment".

**Note:** Screen MHACWD0F will be suppressed if "Y" was answered to the question on Screen MHACWD0E. The enrollment date cannot be entered until the question is answered with "N".

**B**  
**Example of Screen MHACWD0F**

The following is an example of Record Enrollment Date Screen MHACWD0F.

```

2001 NAP          107-A TULARE          Entry          MHACWD03
Forage Intended for Grazing Screen  Version: AE36  01/10/2002 09:29 Term F5
-----
Producer SAMUEL J MILLER          Unit    199  Pay Crop/Type 0050 001
Share 1.0000          Crop SORGF  Type ALU  Int Use GZ  Plnt Pd 01

Record Enrollment Date Screen          MHACWD0F

Enrollment Date:      /      /      ( MM/DD/CCYY )

Enter=Continue  Cmd4=Previous Screen  Cmd5=Update

Cmd4=Previous Screen  Cmd5=Update  Cmd7=End  Cmd24=Delete
IM: Previous share data has been recorded.
    
```

**C**  
**Action**

PRESS:

- "Enter" to continue without entering or updating an enrollment date
- "Cmd4" to return to Record More Data Questions Screen MHACWD0C
- "Cmd5" to update the enrollment date.

**Note:** "Cmd5" must be pressed to update the enrollment date. Pressing "Enter" will advance to Printer Selection Screen MHACWZ01. No dates will be updated.

Screen MHACWZ01 will be displayed. CCC-576 will print.



**\*--1016 Entering Enrollment/Approval/Disapproval Dates**

**A Overview**

Applications for NAP will be enrolled and approved or disapproved for program benefits by unit number, pay crop, pay type, and planting period.

To update enrollment/approval/disapproval dates, select option 4, "Approve/ Disapprove Application for Payment", on NAP Notice of Loss and Application for Payment Menu MHACL0. Enrollment/Approval/Disapproval Screen MHACWM01 will be displayed.

**B Example of Screen MHACWM01**

The following is an example of Enrollment/Approval/Disapproval Screen MHACWM01.

```

2001 NAP                107-A TULARE                Entry                MHACWM01
Enrollment/Approval/Disapproval Screen Version:AE36  01/14/2002 10:44 Term F5
-----
Producer SAMUEL J MILLER
-----
Unit      Crop      Crop/Type  Planting  Enrollment  Approval  Disapproval
          Pay      Period     Date      Date        Date
          (MMDDCCYY) (MMDDCCYY) (MMDDCCYY)
000088   ALFAL    0027/001   01        .....
000199   ALFAL    0027/001   01        .....
000199   SORGF    0050/001   01        .....
000199   GRASS    0102/001   01        .....
000199   MIXFG    0296/001   01        .....

Cmd4=Previous Screen  Cmd5=Update  Cmd7=End  Cmd12=Print Ent Report
    
```

--\*

**1016 Entering Enrollment/Approval/Disapproval Dates (Continued)****C Action**

County Offices shall:

- enter enrollment date, if not previously entered on Screen MHACWD0F
- enter approval date, if COC approved the application
- enter disapproval date, if COC disapproved the application
- PRESS “Cmd4” to return to Producer Selection Screen MHACWA01
- PRESS “Cmd5” to update dates

**Notes:** “Cmd5” must be pressed to update records before the “roll-page” option is selected. Any data entered and not updated before using the “roll-page” option will not be retained in the system.

To remove a date previously updated, field exit through the date and PRESS “Cmd5”. The record will be updated without a date.

- PRESS “Cmd7” to end; records will not be updated
- \*--PRESS “Cmd12” to print the NAP Estimated Calculated Payment Report--\*
- Roll-Page to view additional records.

**Note:** The enrollment date, approval date, and disapproval date cannot be entered if the question on Screen MHACWD0E has been answered with “Y”.

**D Updating or Adding Applications After Approval Date Is Entered**

Since applications are being approved on a unit/pay crop/pay type/planting period basis, the approval date will be removed from all records in the pay grouping if any record within the pay grouping is modified or added.

Upon COC approval, County Offices shall enter the revised COC approval date into the system.

If a crop type that contains prevented planted acres is added to an application after the application was already approved, the County Office shall access all other crop types in the pay group that contain prevented planted acres and PRESS “Cmd5”. This will recalculate the eligible prevented planted acres.

**1017-1100 (Reserved)**

## Section 7    NAP Reports

### 1101    NAP Reports Menu MHACR0

#### A    Overview

This section provides procedure for printing various reports relating to NAP. Menu MHACR0 will be displayed when option 7, "Reports", is selected on Menu MHB000 according to paragraph 881.

#### B    Example of Menu MHACR0

Following is an example of Menu MHACR0.

\*--

```

COMMAND                MENU: MHACR0                F3
2005 NAP Reports Menu
-----
          1. National Crop Table Report Menu
          2. Blank CCC-471
          3. Blank CCC-576
          4. Producer CCC-471(s)
          5. Producer CCC-471(s) - Pending
          6. Producer CCC-576(s) - Notice of Loss
          7. Producer CCC-576(s) - Application for Payment
          8. Producer Application for Coverage Summary
          9. Reconciliation Report
         10. County Office Application for Coverage Summary
         11. 2005 Continuous Coverage Reminder Letter
         12. Approved Yield Review Register

Cmd3=Previous Menu                *=Option currently not available.

Enter option and press "Enter".

```

--\*

1101 NAP Reports Menu MHACR0 (Continued)

C Options on Menu MHACR0

The following table lists the report print options that are available on Menu MHACR0.

\*--

Option	Report	Paragraph Reference
1	NAP Crop Table Report	755
2	Blank CCC-471	
3	Blank CCC-576	
4	Producer CCC-471(s)	889
5	Producer CCC-471(s) - Pending	889
6	Producer CCC-576(s) - Notice of Loss	
7	Producer CCC-576(s) - Application for Payment	
8	Producer CCC-471 Summary	1102
9	Reconciliation Report	1110
10	County Office Application for Coverage Summary	1103
11	200X Continuous Coverage Reminder Letter	891
12	Approved Yield Review Register	1112

--\*

**1102 Producer CCC-471 Summary**

---

**A  
Report**

The NAP Application Coverage Print is being provided as a quick reference report that will summarize all application data that has been loaded for a producer. The following data elements will print on the report:

- producer ID number and type
  - producer name
  - fee amount collected
  - record status (D=Deleted, P=Pending, C= Canceled, blank=active)
  - crop name
  - pay crop
  - pay type
  - planting period
  - intended use
  - application filed date
  - limited resource producer flag (Y=yes, N=no)
  - fee flag (Y=fee paid, N=fee not paid)
  - date fee paid
  - manual flag (Y=application taken manually, N=system generated)
  - manual fee date
  - other fees paid (fees paid in other counties).
-

**\*--1103 County Office Application for Coverage Summary Report**

---

**A  
Report**

The County Office Application for Coverage Summary Report will be generated when option 10 is selected from Menu MHACR0. The report is year specific and provides the following data:

- number of producers who have applied for coverage
- total fee dollars received
- pay crop name
- pay crop
- pay type
- planting period
- coverage totals.

**Note:** The “Coverage Totals” column represents the number of applications taken for the specific pay crop/pay type/planting period.

Data will be uploaded to the State Office every Monday during end-of-day processing.--\*

---

**\*--1104 State Office Application for Coverage Summary Report**

---

**A  
Overview**

The State Office Application for Coverage Summary Report has been created to identify the crops for which NAP coverage is being purchased on by county. The County Office data will be uploaded to the State Office Monday during end-of-day processing.

**Note:** The data will not be uploaded if either the County Office:

- does not perform end-of-day processing on Monday
- is closed.

**B  
Report Option**

The option to print the State Office Application for Coverage Summary Report has been added to Production Adjust/Compliance Menu M0F000 as option 11, "State Office Application for Coverage Summary". The following is an example of Menu M0F000.

```

COMMAND                                M0F000                                F5
Production Adjust/Compliance
-----
          1.  Flue-Cured Tobacco
          2.  Burley Tobacco
          3.  Other Kinds of Tobacco
          4.  Peanuts
          5.  Preparation of Name/Address and
              IRS-ID No. for Peanut Association
          6.  Tobacco Warehouse/Dealer Master File
         10.  Production Adjustment/Compliance Reports
         11.  State Office Application for Coverage Summary
         15.  Flood and Supplemental Disaster

* This Option has been disabled and is not available for your use
  Cmd3=Return to Primary Selection Menu
  Enter the number of your selection and press "Enter"
    
```

--\*

Continued on the next page

\*--1104 State Office Application for Coverage Summary Report (Continued)

C  
Application  
Summary  
Selection Screen  
MHGAR201

When option 11 is selected on Menu M0F000, a printer selection screen will be displayed. Once a valid printer ID number has been entered, Screen MHGAR201 will be displayed. State Offices will have the following print options:

- print all summary data
- print only data for a specific:
  - program year
  - State/county code
  - pay crop code.

The following is an example of Screen MHGAR201.

```

NAP                      000-STATE OFFICE          Selection    MHGAR201
Application Summary Selection Screen  Version: AA01  04/23/2002 06:47 Term BU
-----
                          All summary data will be printed

                              OR

                          The report may also be customized
                          by screening on the following data:

                          Program Year      _____
                          State/County Code  __ / ____
                          Crop Code         _____

Enter=Continue  Cmd7=End

```

--\*

Continued on the next page



**\*--1104 State Office Application for Coverage Summary Report (Continued)**

---

**D  
Report**

The State Office Application for Coverage Summary Report will contain the following data:

- program year
- State code
- county code
- number of producers who have applied for coverage
- total fee dollars received
- the “As of Date” (date the report was prepared)
- pay crop name
- pay crop
- pay type
- planting period
- coverage total.

**Notes:** The “Coverage Totals” column represents the number of applications taken for the specific pay crop/pay type/planting period.

This will be the data that prints when “All” is selected. If a specific year, county, or pay crop report is selected, the county total for the producers, fee dollars collected, and the “As of Date” will not print on the report.

Data will be uploaded from County Offices every Monday during end-of-day processing.--\*

---

**1105-1109 (Reserved)**



**\*--1110 Reconciliation Report**

**A Introduction**

The reconciliation report is provided for County Offices to identify possible problems or errors with a producer's Application for Coverage, Application for Payment, and eligibility.

The reconciliation report:

- identifies producers whose status in the system will prevent a payment from being issued
- provides County Offices with information that will enable the user to take corrective action, when applicable, to ensure that producer payments are issued properly.

Not all conditions on the reconciliation report will require County Office action. Some of the messages are provided for informational purposes to assist County Offices in determining whether there is a problem with a producer's Application for Coverage, Application for Payment, and/or eligibility.

**B When to Run the Reconciliation Report**

The reconciliation report shall be run:

- at least weekly to identify possible error conditions
- before issuing NAP payments.--\*

1110 Reconciliation Report (Continued)

**C Printing the Reconciliation Report**

Follow the steps in this table to print the reconciliation report from NAP Reports Menu MHACR0.

Step	Menu	Action
1	FAX250	ENTER "3" or "4", "Application Processing", as applicable.
2	FAX09002	If option 4 was selected on Menu FAX250, then select the appropriate county.
3	FAX07001	ENTER "11", "PFC/DCP Compliance".
4	M00000	ENTER "1", "NAP and Disaster".
5	MH0000	ENTER, "2", "Non-insured Assistance Program".
6	MHB0YR	Enter appropriate Crop Year for processing.
7	MHB000	ENTER, "7", "Reports".
8	MHACR0	ENTER "9", "Reconciliation Report".

**D Reconciliation Report Messages**

The messages on the reconciliation report shall be used to identify corrective action that may need to be taken. This table identifies the error messages on the reconciliation report.

**Note:** Only 8 crops and crop types will be identified at a time for messages listing the crop name and crop type. Additional crops and crop types will be identified when previous listings have been corrected.

\*--

Message	Reason For Message	County Office Action
Person Determination Flag is Invalid	Person determination flag is invalid for the applicable year. See paragraph 1276 to determine valid flags.  <b>Note:</b> Applicable to 2008 and prior years.	Determine whether the flag is correct in the specified county for the applicable year and update, if necessary.
Producer Does Not Meet AGI Provisions	AGI commodity provisions have not been met. See paragraph 1276 to determine valid flags.  <b>Note:</b> Applicable to 2009 and future years.	Determine whether AGI determination is correct in the specified county for the applicable year and update, if necessary.

--\*

## 1110 Reconciliation Report (Continued)

## D Reconciliation Report Messages (Continued)

\*--

Message	Reason for Message	County Office Action
Producer is Not Eligible Due to AD-1026 Certification Status	AD-1026 flag is invalid for the applicable year. See paragraph 1276 to determine valid flags.	Determine whether the flag is correct for the applicable year and update, if necessary.
NAP Gross Income Flag is Invalid	NAP Gross Income flag is invalid for the applicable year. See paragraph 1276 to determine valid flags.  <b>Note:</b> Applicable to 2008 and prior years.	Determine whether the flag is correct for the applicable year and update, if necessary.
Producer is Not Eligible Due to Conservation Compliance Violation	6-CP flag is invalid for the applicable year. See paragraph 1276 to determine valid flags.	Determine whether the flag is correct for the applicable year and update, if necessary.
Producer is Not Eligible Due to Controlled Substance Violation	Controlled Substance flag is invalid for the applicable year. See paragraph 1276 to determine valid flags.	Determine whether the flag is correct for the applicable year and update, if necessary.
Producer is Not Eligible Due to NAP Non-Compliance Status	NAP Non-Compliance flag is invalid for the applicable year. See paragraph 1276 to determine valid flags.	Determine whether the flag is correct for the applicable year and update, if necessary.
Multiple Invalid Eligibility Flags	The individual or entity being paid has multiple invalid eligibility flags for the applicable year.	Print Report MABDIG to determine the invalid flags for the applicable year.
Producer is Not Eligible Due to Fraud, Including FCIC Violation	FCIC flag is invalid for the applicable year. See paragraph 1276 to determine valid flags.	Determine whether the flag is correct for the applicable and update, if necessary.

--\*

1110 Reconciliation Report (Continued)

D Reconciliation Report Messages (Continued)

Message	Reason for Message	County Office Action
Appl. for Payment Has Ineligible Notice of Loss for “Crop Name and Crop Type *--for Unit No.”	Application for Payment has an Ineligible Notice of Loss.	Access Application for Payment, and PRESS “Cmd5” to update Screen MHACWE01.  <b>Example:</b> Notice of Loss crop group and crop type was approved and Application for Payment was completed. Later, the Notice of Loss crop group and crop type was disapproved or had the approval date removed.
Ineligible Disaster Events Recorded for Notice of Loss for “Crop Name and Crop Type for Unit No.”	Notice of Loss does not have an eligible disaster event recorded.	Determine whether the recorded disaster events are correct and update according to paragraph 908, if necessary.
Appl. for Payment Is Not Approved or Disapproved for “Crop Name and Crop Type for Unit No.”	Application for Payment has not been approved or disapproved.	Approve or disapprove the Application for Payment according to paragraph 1016, if applicable.  <b>Note:</b> Approval date shall not be entered until COC approval has been obtained.
Appl. for Payment Has Been Disapproved for “Crop Name and Crop Type for Unit No.”--*	Application for Payment has been disapproved for the pay group.	Determine whether the pay group on the Application for Payment was disapproved in error; if so, update the record properly. If the pay group on the Application for Payment should have been disapproved, no action is necessary.

1110 Reconciliation Report (Continued)

D Reconciliation Report Messages (Continued)

Message	Reason for Message	County Office Action
Appr. Notice of Loss Without Appl. for Payment for "Crop Name and Crop Type for Unit No."	Approved Notice of Loss is on file; however, Application for Payment has not been *--completed or on file for the crop group.--*	Complete Application for Payment according to Section 5, if applicable.
Appl. for Coverage Has Ineligible Pay Group for "Crop Name and Crop Type for Unit No."	Application for Coverage has a pay group for which there is not a matching pay group on the National Crop Table.	Access and update Application for Coverage to ensure that the correct pay group is used.
Appl. for Payment Has Ineligible Pay Group for "Crop Name and Crop Type for Unit No."	Application for Payment has a pay group for which there is not a matching pay group on the National Crop Table.	Access and update Application for Payment to ensure that the correct pay group is used.
Final Use Entered Does Not Have a National Crop Table Record for "Crop Name and Crop Type for Unit No."	Final use entered for crop and crop type does not have a matching record on the National Crop Table.	Determine whether the correct final use was entered on the Application for Payment; and, if so, follow procedure according to paragraph 751 to obtain a National Crop Table record.
Application for Payment Has Been Deleted	County Office has deleted all pay groups associated with the Application for Payment.	Determine whether the Application for Payment was deleted in error; if so, update the applicable records. If all pay groups on the Application for Payment should have been deleted, no action is necessary.

1110 Reconciliation Report (Continued)

D Reconciliation Report Messages (Continued)

Message	Reason for Message	County Office Action
Selected Producer Not Loaded in the Entity File	The producer is loaded as an 02 or 03 in the name and address file, but is not active in the entity file for the applicable year.	The joint operation shall be loaded in the entity file for the applicable year according to 2-PL.
***	***	***
Producer Has Temporary ID Number, NAP Payment Cannot Be Issued	Producer is loaded in the name and address file with a temporary ID number.	Producer must have a permanent ID number to receive NAP payments.
Adjusted yield present for "Crop Name, Planting Period, Crop Type, Practice, and Final Use"	APH was adjusted through the Application for Payment.	Determine whether the APH adjustment is correct; if so, no action is necessary. If APH should not have been adjusted, access the Application for Payment and indicate correct APH or adjusted APH.
All acres have not been recorded for pay group "Crop name and Type" on the Appl. for Payment *--for Unit No.--*	County Office indicated that all acres for the pay group have not been recorded on the Application for Payment.	Determine whether all acres for the pay group have been recorded on the Application for Payment. If all acres have not been recorded for the pay group, access the Application for Payment according to subparagraph 1001 B and answer the question on Screen MHACWD03 accordingly. If all acres have been recorded for the pay group, no action is necessary.



1110 Reconciliation Report (Continued)

D Reconciliation Report Messages (Continued)

Message	Reason for Message	County Office Action
*--PP Payment Factor on Appl. for Payment does match the NCT for "Abbr. CROP NAME" and "CROP TYPE" for Unit Number"	Application for Payment with a stage of "PP" has a different prevented planted payment factor in the application for payment file compared to the prevented planted payment factor in the national crop table record.	Access the Application for Payment, and PRESS "Cmd5" on Load Acres/Production Screen MHACWD01 to update the record.
Payment Rate on Appl. for Payment does match the NCT for "Abbr. CROP NAME" and "CROP TYPE" for Unit Number"	A crop type with a stage of "PP" has a different payment rate in the Application for Payment File compared to the prevented planted payment factor in the national crop table record.	Access the Application for Payment, and PRESS "Cmd5" on Load Acres/Production Screen MHACWD01 to update the record.
Appl. for Payment does not contain the current status of the Notice of Loss File for "Abbr. CROP NAME and CROP TYPE" for Unit Number"--*	Application for Payment does not reflect the current status of the notice of loss.	Access the Application for Payment and PRESS "Cmd5" on Load Acres/Production Screen MHACWD01 to update the record.



**\*--1111 NAP Applications Needing Update Due to Crop Table Changes**

**A NAP Crop Table Report**

NAP Applications Needing Update Due to Crop Table Changes Report MHAC03-R001 will print a list of producers with NAP applications associated with a NCT record with a change to 1 or more of the following fields:

- county average yield
- unit of measure
- calculated price
- payment factors (unharvested and prevented).

**Note:** Report MHAC03-R001:

- will only print during start-of-day processing on the day the NCT record is downloaded
- cannot be reprinted.

**B Report Instructions**

This report will print with the associated application records and a message code identifying the actions the County Office must take. The following table provides the message codes and action that shall be taken by the County Office.

<b>Code</b>	<b>Message code is printed when...</b>	<b>County Office Action</b>
1	county average yield is changed and producer has APH and application for payment on file.	Access APH software and update producer's approved yield. Access application for payment, and PRESS "Cmd5" on Load Acreage/Production Screen.
2	county average yield changed and producer has APH only on file.	Access APH software and update APH for the unit.
3	unit of measure changed and producer has APH and application for payment on file.	Access APH software and update producer's approved yield. Access application for payment, convert any production amount to corrected unit of measure, and PRESS "Cmd5" on Load Acreage/Production Screen.
4	unit of measure changed and producer has APH only on file.	Access APH software and update APH for the unit.
5	<ul style="list-style-type: none"> <li>• calculated price changed</li> <li>• payment factors changed.</li> </ul>	Rerun NAP payments to determine whether the change caused an over or underpayment to occur.

--\*

1111 NAP Applications Needing Update Due to Crop Table Changes

**C Data Elements on Report**

The following data elements are provided on the report:

- crop year
- producer ID and type

**Note:** Producer ID and type will not be printed if message codes “2” or “4” are applicable.

- State
- county
- unit
- crop
- crop type
- planting number
- intended use
- unit of measure
- message code.

**1112 Approved Yield Review Register**

**A Overview**

NAP approved yields are subject to annual reviews. These reviews include only required spot checks as determined by subparagraph 600 A.

**B Report Option**

The option to print the NAP Approved Yield Review Register is on NAP Reports Menu MHACR0 as option 12.

**C Register Example**

\*--The following is an example of the Approved Yield Review Register.

CALIFORNIA						USDA-FSA				Prepared: 05-05-2008			
A TULARE						2007 NAP				1:15 PM			
Report ID: MHACYR-R001						Approved Yield Review Register				Page: 1			
Unit Number	Crop Abrv	Crop Type	Int Use	Prac	Plnt Pd		Unit Number	Crop Abrv	Crop Type	Int Use	Prac	Plnt Pd	
526	WHEAT	HRW	GR	N	01								
526	PEARS	BLT	FH	N	01								
End of Report													
All records are required reviews - Approved Yield exceeds 150% of T-Yield or Adjusted T-Yield, as applicable													

If there are no approved yield records that meet the criteria to be on the register, the message, "There are no 20XX NAP approved yields subject to review", will be displayed with "XX" being the applicable year.

**D Required Reviews**

All records on the Approved Yield Review Register shall be reviewed. These reviews--\* shall be in addition to the reviews determined according to the National Compliance Review list.

**1113-1150 (Reserved)**

**Section 8 (Withdrawn--Amend. 42)**

**1151-1153 (Withdrawn--Amend. 42)**

**1154-1275 (Reserved)**

**Part 11 Payment Processing****Section 1 NAP Payment Provisions****1276 General Payment Provisions****A Introduction**

This part contains provisions for:

- general payment provisions
- manual calculation worksheets:
  - CCC-576A
  - CCC-576B
  - CCC-576C.

**B NAP Payment Level**

The NAP payment level is 55 percent.

**C Obtaining FSA-325**

\*--Follow 1-CM for policy about signatures for persons who have died, disappeared, or been declared incompetent. FSA-325 shall be completed, according to 1-CM, by individuals or--\* entities requesting payment for a producer who has died, disappeared, or been declared incompetent Payment shall be issued to the individuals or entities requesting payment using the deceased, incompetent, or disappeared producer's ID number. A revised CCC-576 is not required to be completed when payments are issued under the deceased, incompetent, or disappeared producer's ID number.

**D Administrative Offset**

[7 CFR 1437.15] Any payment or portion thereof due any producer shall be issued without regard to:

- questions of title under State law
- any claim or lien against the crop, or proceeds thereof, in favor of any creditor, except agencies of the U.S. Government.

The regulations in **7 CFR Part 1403** are applicable to NAP payments.

**1276 General Payment Provisions (Continued)****E Assignments**

A producer entitled to a NAP payment may assign payments according to **7 CFR Part 1404** and 63-FI.

**F Bankruptcy**

Bankruptcy status does not exclude a producer from requesting NAP benefits.

**Contact the OGC Regional Attorney for guidance on issuing NAP payments on all bankruptcy cases.**

**G Payment Limitation**

Payment limitation is \$100,000 for NAP benefits. The producer's control county is the only county able to make changes to the PLM totals. Counties should follow procedures in 2-PL, paragraphs 105 and 106 for requesting updates to the PLM set.

**H Payments Less Than \$10**

The NAP payment process will:

- issue payments that round to at least \$1
- **not** issue payments less than 50 cents.

**I Prompt Payment Due Dates**

\*--[7 CFR 1437.14] According to the Prompt Payment Act, a prompt payment interest penalty applies if a NAP payment is not issued within 30 calendar days from the later of the following:

- date the County Office has the approved national crop data in their County Office
- date the producer signs, dates, and submits a properly completed application for payment. The application for payment is considered filed according to subparagraph 502 B.--\*

See 61-FI for additional information on handling prompt payment interest penalties.



1276 General Payment Provisions (Continued)

**\*--J Determining Payment Eligibility for 2001 Through 2010--\***

The payment process reads the eligibility and multi-county files to determine whether a producer or member of a joint operation is eligible to be paid. If the producer or member is ineligible to be paid, the individual or entity will be listed on the nonpayment register with the applicable message. Eligibility conditions must be updated before the producer or member can be paid. These conditions should accurately reflect COC determinations.

This table identifies:

- \*--eligibility conditions applicable to 2001 through 2010 NAP years--\*
- which conditions are used to determine producer eligibility in which County Office
- condition values that reflect producer or member eligibility or ineligibility.

County	Eligibility Condition	Eligible Determination	Ineligible Determination	Conditions Requiring Other Determinations
Control County	Person Determination	Y	N, P, Blank	
	NAP Gross Income	Y	N	
	<b>Note:</b> Applicable to 2008 and prior years.			
Control County	AGI Commodity Program	Y	N	
	<b>Note:</b> Applicable to 2009 and future years.			
Home County	Controlled Substance	Y	N	
	6-CP	Y	N	B
	AD-1026	Y	N, A, F	
	FCIC Fraud	Y	N	
	NAP Non-Compliance	Y	N	
Other County	Controlled Substance	Y	N	
	6-CP	Y	N	
	FCIC Fraud	Y	N	
	NAP Non-Compliance	Y	N	

1276 General Payment Provisions (Continued)

**\*--K “B” Condition in the Home County**

A “B” condition in the home county indicates that the producer is associated with a farm--\* that is in violation of HEL, but has been determined to meet the Landlord/Tenant exception established in 6-CP. The producer is ineligible to receive a loss payment on that farm. A message will display when an application is taken on the application screen that “Producer is ineligible for payment on FSN XXX”. However, NAP coverage is based on units and not FSN’s. The County Office shall be responsible to ensure that CCC-471 is not taken on the unit from the HEL farm or payments made on the unit from the HEL farm. The producer would be eligible for benefits on any complying farm.

1276 General Payment Provisions (Continued)

**\*--L Determining Payment Eligibility 2011 and Subsequent Years**

The following identifies the web-based eligibility determinations applicable to 2011 NAP and how the system will use the web-based subsidiary eligibility data for payment processing.

<b>Eligibility Determination/Certification</b>	<b>Value</b>	<b>Eligible for NAP</b>
AD-1026	Certified	Yes
	Not Filed	No
	Good Faith Determination	Yes
	COC Exemption	Yes
	Awaiting Affiliate Certification	No
	Affiliate Violation	No
AGI Commodity Program	Compliant Producer	Yes
	Compliant Agent	Yes
	Exempt	Yes
	Not Filed	No
	Not Met - COC	No
	Not Met - Producer	No
Conservation Compliance – Farm/Tract Eligibility	In Compliance	Yes
	Partial Compliance	Requires additional determination.
	In Violation	No
	No Association	Yes
	Past Violation	No
	Reinstated	Yes
Controlled Substance	No Violation	Yes
	Growing	No
	Trafficking	No
	Possession	No
Fraud, including FCIC Fraud	Compliant	Yes
	Not Compliant	No
NAP Non-Compliance	Compliant	Yes
	Non Compliant	No

--\*

1276 General Payment Provisions (Continued)

**\*--L Determining Payment Eligibility 2011 and Subsequent Years (Continued)**

**Note:** If a producer has multiple invalid subsidiary eligibility conditions, only the highest priority ineligible condition will be printed on the 2011 web-based nonpayment report in the following priority of condition.

Priority	Ineligible Condition
1	Fraud
2	Conservation Compliance
3	Controlled Substance
4	AD-1026
5	Person

--\*

**\*--1277 Funds Control for NAP Payments****A Funds Control for NAP**

NAP funds are subject to E-FC. E-FC provides real-time funds control for NAP and allows for the monitoring of program disbursements.

**B State Office Access to NAP E-FC Program Group**

As a rule, the National Office has granted authority to the NAP E-FC Program Group to no more than 2 State Office employees. This authority allows the State employees to control the State reserve and move funds between County Offices.

As a result of changes in personnel, State Offices may require a change to the employees with NAP E-FC authority. State Offices should by e-mail, submit requests to add and remove employees to **all** of the National Office contacts listed in subparagraph D. The e-mail request should include the following information for each employee:

- user's name
- e-Authentication user ID.

**Note:** If the request increases the number of employees to more than 2, be sure to include an employee whose authority should be removed.

**C Allotment of NAP Funds**

At the beginning of each FY, an initial allotment of NAP funds will be provided to all County Offices through the funds control process. Additionally, the State will be provided with an allotment amount in the State reserve. If additional funds are required, County Offices should contact the appropriate State Office specialist. The State Office specialist should either:

- move funds from the State reserve to the County Office requesting funds
- reallocate funds from 1 or more County Offices and allocate those funds to the requesting County Office
- contact the National Office to request additional funds, if funds are not available within the existing allocation for the State.

**Notes:** The additional funds will be sent from the National Office to the State Office, and then the State Office will send the funds to the County Office.

If the specialists responsible for NAP E-FC are not in the State Office and are not able to assist the County Office with an additional funds request, the State Office should contact 1 of the National Office contacts listed in subparagraph C to request additional funds be moved within the State.--\*

1277 Funds Control for NAP Payments (Continued)

**D Submitting Request for Additional NAP Funds to the National Office**

State Office specialists shall submit an e-mail to **all** of the following National Office contacts to request a specific amount of NAP funds required:

- \*--lisa.berry@wdc.usda.gov--\*
- tina.nemec@wdc.usda.gov
- steve.peterson@wdc.usda.gov
- lenior.simmons@wdc.usda.gov
- \*--tracey.smith@wdc.usda.gov--\*

**Note:** Before requesting additional funds, State Office specialists shall ensure funds from other County Offices within the State are distributed equitably according to program activity. County Offices having excess funds shall always be reallocated before requesting funds from the National Office.

**E e-Fund Accounts**

NAP funds will be display as follows on the e-Funds Web Page:

\*--

<b>Program Year</b>	<b>Displayed On e-Funds Web Page</b>	<b>Authority</b>
2009 and Prior Years	2695 - NAP Prior Year Payments	Only PECD National Office employees have the authority to allocate these funds.  PECD authorization is required to issue prior year NAP Program payments after the automated software is disabled. After granting authorization, PECD allots funds directly to the County Office efunds account.
2010	2622 - Regular	State Office employees may allocate funds from their State's reserve to the County Office efunds account.  <b>Note:</b> States Offices must submit requests for funds according to subparagraph D.
2011-2012	2775 - Regular	Funds are allocated at the National level. Allocation to the State and County Office efunds account is not required.

\*--

## 1278 NAP Payment Groupings

### A Introduction

Each State Office is responsible for establishing the “crop definition” for each crop in the State. NAP payments are calculated at the highest crop level, meaning all types of the crop shall be used to determine whether the producer incurred a loss. However, State Offices have the option of justifying that a particular crop type should be paid as a separate crop, if the price for 1 type of the crop is significantly different from that of other types of the same crop.

If the National Office concurs that the crop type should be paid as a separate crop, then losses are calculated for that crop type without regard to acreage and production of other crop types with the same crop code.

To identify the crop definition for payment purposes, 3 variables are included in the crop table for each crop that is downloaded from KC-ITSDO. All payment processes use these variables to “group” all the calculated loss data by producer and unit to determine the NAP payment for the unit. These variables are described in greater detail in the remainder of this paragraph.

### B Planting Period

For those crops that have multiple planting periods within the same crop year, the planting period is used to identify these plantings as separate crops.

**Example:** Lettuce has 4 plantings during the crop year. A separate record is loaded into the crop table for each planting, which will ensure that the production from the different plantings will not be grouped together.

Crops with the same planting period will be grouped together unless they have different pay  
\*--crop and pay type codes.--\*

### C Payment Crop Code

The payment crop code is the code that identifies the “crop” for the specified crop, crop type, and/or intended use for payment purposes. In most cases, the payment crop code is the same as the 2-CP crop code.

\*--**Example:** The 2-CP crop code for lespedeza is “0273”. For NAP payment purposes, lespedeza will actually be paid as grass with a payment crop code of “0102”.--\*

1278 NAP Payment Groupings (Continued)

**D Payment Type Code**

The payment type code is the code that identifies how the types and intended uses for a specified crop will be “grouped”.

**Example:** Peppers has a payment crop code of “0083”. However, the types of peppers have a significant price difference, justifying that each type of peppers be treated as a separate crop. The data on the crop table is downloaded as follows.

Crop Type	Planting Number	Payment Crop Code	Payment Type Code
ANA	01	0083	001
CHR	01	0083	002
HOT	01	0083	003

In this example, each type of peppers will be treated as a separate crop for payment purposes.

**E Example 1**

Producer A has the following loss data.

Unit	Crop	Type	Pay Crop Code	Pay Type Code	Planting Period	Int Use	Disaster Level	Production	Net Production for Payment	Calculated Payment
1.00	Lettuce	Bos	0140	001	01	FH	14,000	20,000	-6,000	(\$1,280)
			0140	001	02	FH	2,500	0	2,500	\$533

In this example, there are 2 plantings for Boston Lettuce. For that reason, the plantings do not apply against each other. Producer A is:

- not eligible for a NAP payment on the first planting because the calculated payment amount is negative
- eligible for a \$533 NAP payment on the second planting.



**1278 NAP Payment Groupings (Continued)**

**F Example 2**

Producer B has the following loss data.

Unit	Crop	Type	Pay Crop Code	Pay Type Code	Planting Period	Int Use	Disaster Level	Production	Net Production for Payment	Calculated Payment
1.00	Peas	PHL	0067	003	01	FH	8,200.50	10,000	-1,799.50	(\$193)
	Peas	SNA	0067	003	01	FH	4,000	0	4,000	\$428

In this example:

- Purple Hull Peas have a “0067” 2-CP crop code
- Snap Peas have a “0067” 2-CP crop code.

For NAP payment purposes, both crops have a “0067” payment crop code. As a result, Producer B’s loss on Snap Peas will be reduced by \$193 because of the high yield on Purple Hull Peas.

**1279 Manual Payment Calculations**

**A Introduction**

County Offices shall use the following table to determine which manual calculation form to use when manually calculating NAP payments.

IF calculating a payment for a...	THEN use...
yield-based crop	CCC-576A.
value loss crop	CCC-576B.
grazing loss	CCC-576C.
*--yield based crop when there are multiple crop types within a pay group	CCC-576A-1.--*

**1279 Manual Payment Calculations (Continued)****B When to Manually Calculate Payments**

County Offices are not required to manually calculate payments for each producer that applies for NAP benefits. However, it is recommended that at least some of the payments are verified before CCC-184's are issued to producers and EFT's are transmitted to producer's financial institutions.

Manual payment calculation worksheets are provided to assist County Offices in reconciling system-calculated payment amounts. County Offices shall use the applicable manual payment calculation form as described in subparagraph A to manually calculate NAP payments.

**1280 Manual Payment Calculations for NAP Yield-Based Crops****A Introduction**

CCC-576A is:

- used for yield-based crops only
- the loss calculation worksheet used to determine whether a specific type and intended use of a defined crop has incurred a qualifying loss for payment
- for harvested, unharvested, and prevented planted acreage.

Complete a separate line entry on CCC-576A for all crop types and intended uses for the specified crop (pay group) for the producer's unit. All acres and production from all types of the crop must be accounted for.

**\*--Note:** Use CCC-576A-1 when there are multiple crop types within a pay group.--\*

1280 Manual Payment Calculations for NAP Yield-Based Crops (Continued)

**B**

**Completing CCC-576A**

Complete CCC-576A according to the following table.

**Note:** Unless otherwise specified, all calculations should be rounded to 2 decimal places.

Item	Instructions
1 and 2	Enter the State and county code from CCC-576, item 1B.
3 and 4	Enter the producer's name and ID number from CCC-576, items 23 and 24.
5	Enter the NAP unit number for the producer and crop from CCC-576, item 2.
6	Payment level is 55 percent.
7	Enter the name of the crop from CCC-576, item 8 A.
8	Enter the crop code corresponding with the crop name from CCC-576, item 8 A.
9	Enter the payment crop code from the crop table for the specified crop, crop type, intended use, and practice. See paragraph 1278 for additional information on payment groupings.
10	Enter the payment type code from the crop table for the specified crop, crop type, intended use, and practice. See paragraph 1278 for additional information on payment groupings.
11	Enter the planting period for the specified crop from CCC-576, item 7 D.
<b>Part A and B - Items 12 through 25 are for harvested and unharvested acreage only.</b>	
12	Enter the crop * * * type name or abbreviation from CCC-576, item 29 for the specified crop type.
13	Enter the intended use for the crop from CCC-576, item 35.
14	Enter the practice from CCC-576, item 32 for the specified crop type and intended use.  <b>Note:</b> A separate line entry shall be completed, if the producer has both irrigated and nonirrigated acres.
15	Enter the producer's share from CCC-576, item 30 for specified crop type. Enter up to 4 decimal places.

Continued on the next page

1280 Manual Payment Calculations for NAP Yield-Based Crops (Continued)

**B**  
**Completing**  
**CCC-576A**  
**(Continued)**

Item	Instructions
16	<p>Enter the planted acreage, as applicable, for harvested and unharvested acreage for the specified crop code, crop * * * type, and intended use from CCC-576, item 31.</p> <p>The acres entered should be the planted acreage in the unit. If the producer has a unit relationship where the shares differ by farm, then ensure that the acres entered are only the planted acres corresponding to the share in item 15.</p> <p><b>Example:</b> Producer A and Owner B share in the acreage on 2 farms. On 1 farm, the shares for corn are 60/40. On the other farm, the shares are 50/50. A separate line entry shall be completed for the acres attributable to each share relationship.</p>
17	<p>Calculate the acreage attributable to the producer by multiplying:</p> <ul style="list-style-type: none"> <li>• producer share recorded in item 15, times</li> <li>• planted acreage recorded in item 16.</li> </ul>
18	<p>Enter the producer’s approved yield, irrigated or nonirrigated as applicable, for the crop, crop type, and intended use according to paragraph 254.</p>
19	<p>Calculate the producer’s disaster level by multiplying:</p> <ul style="list-style-type: none"> <li>• result of item 17, times</li> <li>• approved yield recorded in item 18, times</li> <li>• 50 percent.</li> </ul>

Continued on the next page

1280 Manual Payment Calculations for NAP Yield-Based Crops (Continued)

**B**  
**Completing**  
**CCC-576A**  
**(Continued)**

Item	Instructions	
20	Determine the net production for the producer by multiplying the following.	
	<b>IF COC has...</b>	<b>THEN determine the producer's net production by multiplying the following...</b>
	adjusted the producer's actual production	<ul style="list-style-type: none"> <li>• COC-adjusted production for the unit from the CCC-576, item 39, times</li> <li>• producer share recorded in item 15.</li> </ul>
	assigned production	<ul style="list-style-type: none"> <li>• COC-assigned production for the unit from CCC-576, item 39, plus</li> <li>• actual production for the unit from CCC-576, item 34, minus</li> <li>• production not to count for the unit from CCC-576, item 38, times</li> <li>• producer share recorded in item 15.</li> </ul>
not adjusted or assigned production	<ul style="list-style-type: none"> <li>• actual production for the unit from CCC-576, item 34, minus</li> <li>• production not to count for the unit from CCC-576, item 38, times</li> <li>• producer share recorded in item 15.</li> </ul>	
21	Determine the net production for payment by subtracting the following: <ul style="list-style-type: none"> <li>• total disaster level determined in item 19, minus</li> <li>• net production determined in item 20.</li> </ul>	
22	Enter the payment rate for the specified crop code, crop * * * type, and intended use from the crop table.	

Continued on the next page

1280 Manual Payment Calculations for NAP Yield-Based Crops (Continued)

**B**  
**Completing**  
**CCC-576A**  
**(Continued)**

Item	Instructions		
23	Enter the payment factor for the applicable crop and harvest stage.		
	<b>IF the acreage was...</b>	<b>AND the result of item 21 is...</b>	<b>THEN...</b>
	harvested		1.0000 will be defaulted as the harvested payment factor.
	unharvested	greater than or equal to zero	enter the approved payment factor for the specified crop code, crop * * * type, and intended use from the crop table.
negative		enter 1.0000 as the payment factor.	
24	<p>Determine the salvage value attributable to the producer by multiplying the following:</p> <ul style="list-style-type: none"> <li>• total salvage value for the unit from CCC-576, item 37 or 40, as applicable, for the crop type, times</li> <li>• producer share recorded in item 15.</li> </ul> <p>Round the result to whole dollars.</p>		
25	<p>Determine the calculated payment for each harvested and unharvested line item by multiplying the following:</p> <ul style="list-style-type: none"> <li>• net production for payment determined in item 21, times</li> <li>• payment rate recorded in item 22, times</li> <li>• payment factor recorded in item 23, times</li> <li>• payment level of 55 percent recorded in item 6.</li> </ul> <p>Round the result to whole dollars and subtract salvage value in item 24.</p> <p><b>Notes:</b> If the result is a negative, enter a negative dollar amount in this field.</p> <p style="text-align: center;">*--If the Notice of Loss is not approved or is not on file and the calculated payment results in a positive amount, the calculated payment should equal zero.--*</p>		

Continued on the next page

1280 Manual Payment Calculations for NAP Yield-Based Crops (Continued)

**B**  
**Completing**  
**CCC-576A**  
**(Continued)**

Item	Instructions
<b>Part C - Items 26 through 36 are for prevented planted acreage only.</b>	
26	Enter the crop * * * type name or abbreviation from CCC-576, item 29 for the specified crop type.
27	Enter the intended use for the crop from CCC-576, item 35.
28	Enter the practice from CCC-576, item 32 for the specified crop type and intended use.  <b>Note:</b> A separate line entry shall be completed, if the producer has both irrigated and nonirrigated acres.
29	Enter the producer’s share from CCC-576, item 30 for specified crop type. Enter up to 4 decimal places.
30	Enter the eligible payment acres for the specified crop code and crop * * * type according to paragraph 156. If the producer has a unit relationship where the shares differ by farm, then ensure that the acres entered are only the prevented acres corresponding to the share in item 29.  <b>Example:</b> Producer A and Owner B share in the acreage on 2 farms. On 1 farm, the shares for corn are 60/40. On the other farm, the shares are 50/50. A separate line entry shall be completed for the prevented acres attributable to each share relationship.
* * *	* * *
31	Enter the approved yield according to paragraph 254.
32	*--Calculate the net production by completing the following:  <ul style="list-style-type: none"> <li>• producer share recorded in item 29, times</li> <li>• planted acreage recorded in item 30, times</li> <li>• approved yield recorded in item 31, minus</li> <li>• assigned production from CCC-576, item 39.</li> </ul>
33	Enter net production for payment equal to the net production recorded in item 32.--*
34	Enter the payment rate for the specified crop code, crop * * * type, and intended use from the crop table.

Continued on the next page

1280 Manual Payment Calculations for NAP Yield-Based Crops (Continued)

**B**  
**Completing**  
**CCC-576A**  
**(Continued)**

Item	Instructions
35	Enter the approved prevented planted payment factor from the crop table for the specified crop and crop type.
36	<p>Determine the calculated payment for each prevented planted line item by multiplying the following:</p> <ul style="list-style-type: none"> <li>•*--net production for payment determined in item 33, times--*</li> <li>• payment rate recorded in item 34, times</li> <li>• payment factor recorded in item 35, times</li> <li>• payment level of 55 percent from item 6.</li> </ul> <p>Round the result to whole dollars.</p> <p>*--<b>Note:</b> If an approved Notice of Loss is not on file and the calculated payment results in a positive amount, the calculated payment should equal zero.--*</p>

Continued on the next page



1280 Manual Payment Calculations for NAP Yield-Based Crops (Continued)

**B**  
**Completing**  
**CCC-576A**  
**(Continued)**

Item	Instructions	
<b>Items 37 and 39 are the loss calculations for all acreage and production in the unit for the specified crop.</b>		
37	<p>Determine the total calculated payment for harvested and unharvested acreage by adding the result of item 25 for each line item.</p> <p><b>Note:</b> If a continuation page is needed to accommodate all acreage in the unit, then ensure that this total includes the calculated payment amounts from item 25 on the continuation page.</p>	
	<b>IF the result is...</b>	<b>THEN enter...</b>
	negative	<p>zero.</p> <p><b>Exceptions:</b> If the crop is Ginseng or Floriculture and the calculated payment amount is negative, then enter the negative amount. This amount offsets a calculated payment if the producer also has a value loss Ginseng or Floriculture calculated payment.</p> <p style="text-align: center;">*--If the yield-based crop also has a grazing intended use record within the pay group and the calculated payment amount is negative, then enter the negative amount. This amount will offset a calculated payment if the producer also has a grazing loss within the pay group.--*</p>
positive	result of adding the calculated payment for each line item for item 25.	
38	<p>Determine the total calculated payment for prevented planted acreage by adding the calculated payment for each line item for item 36.</p>	

Continued on the next page

1280 Manual Payment Calculations for NAP Yield-Based Crops (Continued)

**B**  
**Completing**  
**CCC-576A**  
**(Continued)**

Item	Instructions
39	<p>Determine the total payment for the unit by adding the following:</p> <ul style="list-style-type: none"> <li>• total calculated payment for harvested and unharvested acreage determined in item 37, plus</li> </ul> <p><b>*--Note:</b> If the harvested or unharvested total payment is being completed for a crop that also has a grazing intended use record for the pay group, complete the following additional step to determine the total harvested/unharvested payment for the pay group.</p> <ul style="list-style-type: none"> <li>• amount from CCC-576C determined in item 33, plus</li> </ul> <p><b>Note:</b> If the total calculated payment results in a negative amount, enter zero.--*</p> <ul style="list-style-type: none"> <li>• total calculated payment for prevented planted acreage determined in item 38</li> </ul> <p><b>Note:</b> If the total payment is being calculated for Ginseng or Floriculture, complete the following additional step to determine the total payment for the crop if the calculation on the Value Loss Worksheet resulted in a negative payment.</p> <ul style="list-style-type: none"> <li>• * * * amount from CCC-576B, Value Loss Calculation Worksheet determined in item 20.</li> </ul>

Continued on the next page

1280 Manual Payment Calculations for NAP Yield-Based Crops (Continued)

C

Example of  
CCC-576A

This is an example of CCC-576A.

\*--

THIS FORM IS AVAILABLE ELECTRONICALLY.

<b>CCC-576A</b> (01-29-02)				1. State Code 38	2. County Code 073	3. Producer's Name ABC Farms		
U.S. DEPARTMENT OF AGRICULTURE Commodity Credit Corporation <b>2001 NONINSURED CROP DISASTER ASSISTANCE PROGRAM</b> <b>PAYMENT CALCULATION WORKSHEET</b> Yield Based Crops				4. Producer's ID Number/Type		5. Unit Number	6. Payment Level	
				7. Crop Name Beans	8. Crop Code 0047	9. Paymt. Crop Cd. 0047	10. Paymt. Type Cd 001	11. Planting Period 01

**PART A - HARVESTED ACRES (See Page 2 for additional entries.)**

12. Crop Type	13. Int. Use	14. Prac	15. Share	16. Acres	17. Producer Acres <small>(Item 15 X Item 16)</small>	18. Approved Yield	19. Disaster Level <small>(Item 17 X Item 18 X 50%)</small>	20. Net Production	21. Net Production for Payment <small>(Item 19 minus Item 20)</small>	22. Payment Rate	23. Payment Factor	24. Salvage Value	25. Calculated Payment <small>(Item 21 X Item 22 X Item 23 X Item 24 minus Item 24)</small>
GRN	PH	I	1.0000	6.5	6.5	1800	5850	750	5100	.3200	1.0000	270	\$ 623
											1.0000		\$
											1.0000		\$
											1.0000		\$
											1.0000		\$

**PART B - UNHARVESTED ACRES (See Page 2 for additional entries.)**

12. Crop Type	13. Int. Use	14. Prac	15. Share	16. Acres	17. Producer Acres	18. Approved Yield	19. Disaster Level	20. Net Production	21. Net Production for Payment	22. Payment Rate	23. Payment Factor	24. Salvage Value	25. Calculated Payment
GRN	PH	I	1.0000	2.0	2.0	1800	1800	0	1800	.3200	.4000		\$ 127
													\$
													\$
													\$
													\$

**PART C - PREVENTED PLANTED ACRES (See Page 2 for additional entries.)**

26. Crop Type	27. Int. Use	28. Practice	29. Share	30. Acres	31. Approved Yield	32. Net Production <small>(Item 29 X Item 30 X Item 31)</small>	33. Net Production for Payment	34. Payment Rate	35. Payment Factor	36. Calculated Payment <small>(Item 33 X Item 34 X Item 35 X Item 3)</small>
GRN	PH	I	1.0000	5.0	1800	9000	9000	.3200	.2000	\$ 317
										\$
										\$
										\$
										\$

37. Total Calculated Payment on Harvested and Unharvested Acres (Total of Item 25 (front & Page 2) for harvested and unharvested acres. If negative, enter zero.)	\$ 753
38. Total Calculated Payment on Prevented Planted Acres (Total of Item 36 (front and Page 2)).	\$ 317
39. Total Unit Payment (Sum of Items 37 and 38.)	\$ 1072

--\*

Continued on the next page

1280 Manual Payment Calculations for NAP Yield-Based Crops (Continued)

**C**  
**Example of**  
**CCC-576A**  
**(Continued)**  
**\*--**

CCC-576A (01-29-02) (Page 2)														
PART A - HARVESTED ACRES (CONTINUED)														
12. Crop Type	13. Int. Use	14. Prac	15. Share	16. Acres	17. Producer Acres <small>(Item 15 X Item 16)</small>	18. Approved Yield	19. Disaster Level <small>(Item 17 X Item 18 X 50%)</small>	20. Net Production	21. Net Production for Payment <small>(Item 18 minus Item 20)</small>	22. Payment Rate	23. Payment Factor	24. Salvage Value	25. Calculated Payment <small>(Item 21 X Item 22 X Item 23 X Item 8) minus Item 24</small>	
											1.0000		\$	
											1.0000		\$	
											1.0000		\$	
											1.0000		\$	
											1.0000		\$	
											1.0000		\$	
											1.0000		\$	
											1.0000		\$	
											1.0000		\$	
PART B - UNHARVESTED ACRES (CONTINUED)														
													\$	
													\$	
													\$	
													\$	
													\$	
													\$	
													\$	
													\$	
													\$	
													\$	
PART C - PREVENTED PLANTED ACRES (CONTINUED)														
26. Crop Type	27. Int. Use	28. Practice	29. Share	30. Acres	31. Approved Yield	32. Net Production <small>(Item 29 X Item 30 X Item 31)</small>	33. Net Production for Payment	34. Payment Rate	35. Payment Factor	36. Calculated Payment <small>(Item 33 X Item 34 X Item 35 X Item 5)</small>				
														\$
														\$
														\$
														\$
														\$

--\*

**1281 Manual Payment Calculations for NAP Value Loss Crops**

**A Introduction**

CCC-576B is the payment calculation worksheet for the value loss crops only.

**B Completing CCC-576B**

Complete CCC-576B according to the following table.

**Note:** A separate CCC-576B shall be completed for each type of value loss crop.

Item	Instructions
1 and 2	Enter the State county codes from CCC-576, item 1B.
3A and 3B	Enter the producer's name and ID number from CCC-576, items 23 and 24.
4	Enter the producer's share in the crop from CCC-576, item 41. Enter up to 4 decimal places.
5	Enter the unit number for the producer and crop from CCC-576, item 2.
6	Enter the crop code to be paid corresponding to the crop entered on CCC-576, item 8 A.
7	Enter the name of the crop or crop abbreviation from CCC-576, item 8 A.
8	Enter the crop type name or abbreviation, if applicable, from CCC-576, item 29.
9	Enter the intended use for the crop from CCC-576, item 35.
10	Payment level of 55 percent.
11	*--Enter the Field Market Value A from CCC-576, item 43.
12	Compute the disaster level by multiplying the following: <ul style="list-style-type: none"> <li>• Field Market Value A recorded in item 43, times</li> <li>• 50 percent.</li> </ul>
13	Determine the Dollar Value of Inventory After Disaster for the specified crop and crop type from CCC-576, item 44. <p><b>Note:</b> If any portion of the eligible crop identified in item 11 is determined to have any dollar value after disaster, or may re-establish a dollar value for the portion of the specified crop and crop type, that portion of the specified crop and type must be counted as having the dollar value assigned in item 11.</p>
14	Enter the Dollar Value of Ineligible Causes of Loss, including normal mortality, from CCC-576, item 45.--*

1281 Manual Payment Calculations for NAP Value Loss Crops (Continued)

B Completing CCC-576B (Continued)

Item	Instructions
15	Determine Field Market Value B by adding the following: <ul style="list-style-type: none"> <li>• Dollar Value of Inventory After Disaster determined in item 13, plus</li> <li>• Dollar Value of Ineligible Causes of Loss determined in item 14.</li> </ul>
16	Determine the crop loss by subtracting the following: <ul style="list-style-type: none"> <li>• disaster level determined in item 12, minus</li> <li>• Field Market Value B determined in item 15.</li> </ul>
17	Determine the gross calculated dollar loss by multiplying the following: <ul style="list-style-type: none"> <li>• crop loss determined in item 16, times</li> <li>• producer share recorded in item 4.</li> </ul> Round the result to whole dollars.
18	Enter either of the following: <ul style="list-style-type: none"> <li>• the approved unharvested payment factor from the crop table for the specified crop and crop type</li> <li>• approved unharvested payment factor approved by STC, if applicable.</li> </ul>
19	Compute the producer's gross payment by multiplying the following: <ul style="list-style-type: none"> <li>• gross calculated dollar loss determined in item 17, times</li> <li>• unharvested payment factor determined in item 18, times</li> <li>• payment level of 55 percent recorded in item 10.</li> </ul> Round the result to whole dollars.

1281 Manual Payment Calculations for NAP Value Loss Crops (Continued)

**B**  
**Completing**  
**CCC-576B**  
**(Continued)**

Item	Instructions
20	<p>Determine the salvage value for the specified crop and crop type, according to the following:</p> <ul style="list-style-type: none"> <li>• total salvage for the unit recorded in CCC-576, item 47 or 48, as applicable, times</li> <li>• producer share recorded in item 4.</li> </ul> <p>Round result to whole dollars.</p> <p><b>Note:</b> Do not include any value included in Field Market Value B in item 15.</p>
21	<p>Determine the calculated payment for the producer by completing the following calculation:</p> <ul style="list-style-type: none"> <li>• gross payment determined in item 19, minus</li> <li>• salvage value determined in item 20.</li> </ul> <p>*--If there is a payment calculation for ginseng or floriculture, refer to instructions for completing CCC-576A, item 39.</p> <p>If there is not a payment calculation for ginseng or floriculture, the unit total is the result of the calculated payment amount.</p> <p><b>Note:</b> If the calculated payment is negative, the unit total will be zero.--*</p>

Continued on the next page

1281 Manual Payment Calculations for NAP Value Loss Crops (Continued)

**C**  
**Example of**  
**CCC-576B**

This is an example of CCC-576B.

\*--

REPRODUCE LOCALLY. Include form number and date on all reproductions. <b>CCC-576B</b> (01-31-02) U.S. DEPARTMENT OF AGRICULTURE Commodity Credit Corporation  <b>2001 NONINSURED CROP DISASTER ASSISTANCE PROGRAM</b> <b>PAYMENT CALCULATION WORKSHEET</b>  <b>Value Loss Crops</b>							1. State Code 38	2. County Code 073
3A. Producer's Name ABC Farms			3B. Producer's ID No. 12-3456789					
4. Producer's Share 1.0000	5. Unit Number 01	6. Crop Code 0403	7. Crop Name Mushrooms					
8. Crop Type Shitake		9. Final Use FH	10. Payment Level 55 %					
<b>ROUND CALCULATION RESULTS TO WHOLE DOLLARS.</b>								
11. Field Market Value A (From CCC-576, Item 42).						\$ 100,000		
12. Disaster Level - Item 11 times 50%.						\$ 50,000		
13. Dollar Value of Inventory After Disaster - add the dollar value of all types, varieties, and sizes of the eligible crops. (From CCC-576, Item 43).						\$ 20,000		
14. Enter the Dollar Value of Ineligible Causes of Loss (dollar value for losses stemming from ineligible causes of loss). (From CCC-576, Item 44).						\$ 0		
15. Field Market Value B - add Item 13 and Item 14. <i>Note: Do not include any salvage value.</i>						\$ 20,000		
16. Crop Loss - Item 12 minus Item 15.						\$ 30,000		
17. Gross Calculated Dollar Loss - Item 16 times Item 4.						\$ 30,000		
18. Approved Unharvested Payment Factor.						.7000		
19. Gross Payment - Item 17 times Item 18 times Item 10.						\$ 11,550		
20. Salvage Value - dollar amount of any salvage value not counted in Item 15 times Item 4. (From CCC-576, Item 47).						\$ 100		
21. Calculated Payment - Item 19 minus Item 20.						\$ 11,450		
22. REMARKS								

--\*



**\*--1282 Manual Payment Calculations for Grazing Crops**

**A Introduction**

CCC-576C is the payment calculation worksheet used for grazing crops.

Complete a separate line entry on CCC-576C for all crops and crop types for the producer's unit. All acres and production from all types of the crop must be accounted for.--\*

1282 Manual Payment Calculations for Grazing Crops (Continued)

**B Completing CCC-576C**

Complete CCC-576C according to the following.

**Note:** All calculations should be rounded to whole numbers, unless otherwise specified.

Item	Instructions
1 and 2	Enter the State and county code from CCC-576, item 1B.
3 and 4	*--Enter the producer's name and 4-digit ID number from CCC-576, items 23--* and 24.
5	Enter the unit number for the producer and crop from CCC-576, item 2.
6	Enter the AUD value for the applicable crop year. See subparagraph 503 C for additional information on AUD value.
7	Payment level is 55 percent.
8	Enter the payment crop code from CCC-576, item 7B for the specified crop, crop type, intended use, and practice. See paragraph 1278 for additional information on payment groupings.
9	Enter the payment type code from CCC-576, item 7D for the specified crop,--* crop type, intended use, and practice. See paragraph 1278 for additional information on payment groupings.
10	Enter the planting period for the specified crop from CCC-576, item 7D.
11	Enter the name of the crop from CCC-576, item 8A.
12	Enter the crop type name or abbreviation from CCC-576, item 48 for the specified crop type.
13	Enter the practice from CCC-576, item 51 for the specified crop type and intended use.  <b>Note:</b> A separate line entry shall be completed, if the producer has both irrigated and nonirrigated acres.

## 1282 Manual Payment Calculations for Grazing Crops (Continued)

## B Completing CCC-576C (Continued)

Item	Instructions
14	<p>Enter the planted acreage, as applicable for the specified crop code and crop type from CCC-576, item 50.</p> <p>The acres entered should be the planted acreage in the unit. If the producer has a unit relationship where the shares differ by farm, then ensure that the acres entered are only the planted acres corresponding to the share in item 15.</p> <p><b>Example:</b> Producer A and Owner B share in the acreage on 2 farms. On 1 farm, the shares for alfalfa are 60/40. On the other farm, the shares are 50/50. A separate line entry shall be completed for the acres attributable to each share relationship.</p>
15	Enter the producer's share from CCC-576, item 49 for specified crop type. Enter up to 4 decimal places.
16	<p>Calculate the acreage attributable to the producer by multiplying the following:</p> <ul style="list-style-type: none"> <li>• planted acreage recorded in item 14, times</li> <li>• producer share recorded in item 15.</li> </ul>
17	Enter the carrying capacity from the crop table for the specified crop, crop type, and planting period.

## 1282 Manual Payment Calculations for Grazing Crops (Continued)

## B Completing CCC-576C (Continued)

Item	Instructions
18	Calculate the animal unit by dividing the following: <ul style="list-style-type: none"> <li>• producer acres recorded in item 16, by</li> <li>• carrying capacity recorded in item 17.</li> </ul> <p><b>Note:</b> Round to 4 decimal places.</p>
19	Enter the grazing period days from the crop table for the specified crop, crop type, and planting period.
20	Calculate the animal unit day by multiplying the following: <ul style="list-style-type: none"> <li>• animal unit recorded in item 18, times</li> <li>• grazing period days in item 19.</li> </ul>
21	Enter the AUD adjustment factor determined by COC from CCC-576, item 56. <p><b>Note:</b> Round to 2 decimal places.</p>
22	Calculate the AUD adjustment by multiplying the following: <ul style="list-style-type: none"> <li>• animal unit day recorded in item 20, times</li> <li>• AUD adjustment factor determined by COC in item 21.</li> </ul>
23	Calculate the expected AUD by adding the following: <ul style="list-style-type: none"> <li>• animal unit day recorded in item 20, plus</li> <li>• AUD adjustment recorded in item 22.</li> </ul> <p><b>Note:</b> If there is not an approved Notice of Loss for this line item, the calculation will not continue beyond expected AUD. This ensures that production for all crops and crop types are included in the calculation for the crop.</p>

## 1282 Manual Payment Calculations for Grazing Crops (Continued)

## B Completing CCC-576C (Continued)

Item	Instructions
24	Enter the AUD loss factor determined by COC from CCC-576, item 57.  <b>Note:</b> Round to 4 decimal places.
25	Calculate the AUD loss by multiplying the following: <ul style="list-style-type: none"> <li>• expected AUD recorded in item 23, times</li> <li>• AUD loss factor determined by COC recorded in item 24.</li> </ul>
26	Enter the assigned AUD determined by COC from CCC-576, item 58.
27	Calculate producer share assigned AUD by multiplying the following: <ul style="list-style-type: none"> <li>• share recorded in item 15, times</li> <li>• assigned AUD determined by COC recorded in item 26.</li> </ul>
28	Calculate the adjusted AUD loss by subtracting the following: <ul style="list-style-type: none"> <li>• AUD loss recorded in item 25, minus</li> <li>• producer share assigned AUD recorded in item 27.</li> </ul>
29	Calculate the total expected AUD by adding all entries recorded in item 23.
30	Calculate the total adjusted AUD loss by adding all entries recorded in item 28.
31	Calculate AUD covered by NAP by multiplying the following: <ul style="list-style-type: none"> <li>• total expected AUD recorded in item 29, times</li> <li>• 50 percent.</li> </ul>

1282 Manual Payment Calculations for Forage Intended for Grazing (Continued)

**B Completing CCC-576C (Continued)**

Item	Instructions
32	<p>Calculate the net AUD for payment by subtracting the following:</p> <ul style="list-style-type: none"> <li>• total adjusted AUD loss recorded in item 30, minus</li> <li>• AUD covered by NAP recorded in item 31.</li> </ul>
33	<p>Calculate the AUD producer payment by multiplying the following:</p> <ul style="list-style-type: none"> <li>• net AUD for payment recorded in item 32, times</li> <li>• AUD value recorded in item 6, times</li> <li>• payment level of 55 percent recorded in item 7.</li> </ul> <p><b>Note:</b> Round to a whole number.</p> <p>If there is:</p> <ul style="list-style-type: none"> <li>• a payment calculation for a yield-based crop in the same pay group as the grazing crop, refer to instructions for completing CCC-576A, item 40</li> <li>• <b>not</b> a payment calculation for a yield based crop in the same pay group, the unit total is the result of the AUD producer payment.</li> </ul> <p><b>Note:</b> If the AUD producer payment is negative, the unit total will be zero.</p>

1282 Manual Payment Calculations for Forage Intended for Grazing (Continued)

C Example of CCC-576C

The following is an example of CCC-576C.

\*--

This form is available electronically. <b>CCC-576C</b> U.S. DEPARTMENT OF AGRICULTURE (06-18-08) Commodity Credit Corporation 2001 and Future Years <b>NONINSURED CROP DISASTER ASSISTANCE PROGRAM</b> <b>PAYMENT CALCULATION WORKSHEET</b> Grazing Crops										1. State Code 38	2. County Code 073	3. Producer's Name ABC Farms						
4. Producer's ID Number/Type (last 4 digits) 1234 S								5. Unit Number 190	6. AUD Value .5746									
7. Payment Level 55%				8. Payment Crop Code 0102		9. Payment Type Code 002		10. Planting Period 01										
<b>DETERMINE AUD LOSS - Unless Otherwise Specified, Round Calculation Results To Whole Numbers. (See Page 2 for additional entries).</b>																		
11. Crop Name	12. Crop Type	13. Prac.	14. Acres	15. Share	16. Producer Acres <small>(Item 14 X Item 15)</small>	17. Carrying Capacity	18. Animal Unit <small>(Item 16 div. by Item 17, rnd to 4 dec. pl.)</small>	19. Grazing Period Days	20. Animal Unit Day (AUD) <small>(Item 18 X Item 19)</small>	21. AUD Adj. Factor Det. By COC	22. AUD Adjustment <small>(Item 20 X Item 21)</small>	23. Expected AUD <small>(Item 20 plus Item 22)</small>	24. AUD Loss Factor Det. By COC	25. AUD Loss <small>(Item 23 X Item 24)</small>	26. Assigned AUD Det. By COC	27. Prod. Share Assig. AUD <small>(Item 15 X Item 26)</small>	28. Adjusted AUD Loss <small>(Item 25 minus Item 27)</small>	
Grass	NAG	N	3,915	1.0	3,915	56	69.9107	327	22,861	0	0	22,861	.60	13,716	0	0	13,716	
29. Total Expected AUD (Total of all entries in Item 23 (front and Page 2.))																		22,860
30. Total Adjusted AUD Loss (Total of all entries in Item 28 (front and Page 2.))																		13,716
31. AUD Covered by NAP (Item 29 X 50%)																		11,430
32. Net AUD for Payment (Item 30 minus Item 31.)																		2,286
33. AUD Producer Payment (Item 32 X Item 6 X Item 7. Round to a Whole Number.)																		\$ 722

--\*





**1283 Manual Payment Calculations for NAP Yield-Based Crops - 2002 and Future Years****A Introduction**

CCC-576A is used:

- for yield-based crops only
- to determine whether a specific type and final use of a defined crop has incurred a qualifying loss for payment
- for harvested, unharvested, and prevented planted acreage.

**\*--Note:** CCC-576A-1 will also be used when there are multiple crop types within a pay group with prevented planted acreage.--\*

Complete a separate line entry on CCC-576A for each crop type and final use for the specified crop (pay group) for the producer's unit. All acres and production from all types of the crop must be accounted for.

**1283 Manual Payment Calculations for NAP Yield-Based Crops - 2002 and Future Years (Continued)**

**B Completing CCC-576A**

Follow the instructions in this table to complete CCC-576A.

**Note:** Unless otherwise specified, all calculations should be rounded to 2 decimal places.

Item	Instructions
1 and 2	Enter the State and county codes from CCC-576, item 1B.
3	Enter the producer's name from CCC-576, item 23.
4	*--Enter the producer's 4-digit ID number from CCC-576, item 24.--*
5	Enter the unit number for the producer and crop from CCC-576, item 2.
6	Payment level is 55 percent.
7	Enter the name of the crop from CCC-576, item 8 A.
8	Enter the crop code corresponding with the crop name from CCC-576, item 8 A.
9	*--Enter the payment crop code from CCC-576, item 7B for the crop, crop type, final use, and practice. See paragraph 1278 for additional information on payment groupings.
10	Enter the payment type code from CCC-576, item 7C for the crop, crop type,--* final use, and practice. See paragraph 1278 for additional information on payment groupings.
11	Enter the planting period for the crop and crop type from CCC-576, item 7D.
<b>Parts A and B - Items 12 through 25 are for harvested and unharvested acreage only.</b>	
12	Enter the crop type name or abbreviation for the crop from CCC-576, item 29.
13	Enter the final use for the crop from CCC-576, item 37.
14	Enter the practice from CCC-576, item 33 for the crop type and final use.  <b>Note:</b> A separate line entry shall be completed, if the producer has both irrigated and nonirrigated acres.
15	Enter the producer's share from CCC-576, item 31 for the crop type. Enter up to 4 decimal places.

**\*--1283 Manual Payment Calculations for NAP Yield-Based Crops - 2002 and Future Years (Continued)**

**B  
Completing  
CCC-576A  
(Continued)**

Item	Instructions
16	<p>Enter the planted acreage, as applicable, for harvested and unharvested acreage for the specified crop code, crop type, and final use from CCC-576, item 31.</p> <p>The acres entered should be the planted acreage in the unit. If the producer has a unit relationship where the shares differ by farm, then ensure that the acres entered are only the planted acres corresponding to the share in item 15.</p> <p><b>Example:</b> Producer A and Owner B share in the acreage on 2 farms. On 1 farm, the shares for corn are 60/40. On the other farm, the shares are 50/50. A separate line entry shall be completed for the acres attributable to each share relationship.</p>
17	<p>Calculate the acreage attributable to the producer by multiplying the following:</p> <ul style="list-style-type: none"> <li>• producer share recorded in item 15, times</li> <li>• planted acreage recorded in item 16.</li> </ul>
18	<ul style="list-style-type: none"> <li>• For 2002, enter the producer’s approved yield, irrigated or nonirrigated as applicable, for the crop, crop type, and final use according to paragraph 254.</li> <li>• For 2003 and future years, the adjusted yield will be used if present for the crop, crop type, and final use. If an adjusted yield is not present, the producer’s APH yield will be used for the crop, crop type, and final use.</li> </ul>
19	<p>Calculate the producer’s disaster level by multiplying the following:</p> <ul style="list-style-type: none"> <li>• result of item 17, times</li> <li>• approved yield recorded in item 18, times</li> <li>• 50 percent.</li> </ul>

--\*

Continued on the next page

**\*--1283 Manual Payment Calculations for NAP Yield-Based Crops - 2002 and Future Years (Continued)**

**B  
Completing  
CCC-576A  
(Continued)**

Item	Instructions	
20	Determine the net production for the producer by multiplying the following.	
	<b>IF COC has...</b>	<b>THEN determine the producer's net production by multiplying the following...</b>
	adjusted the producer's actual production	<ul style="list-style-type: none"> <li>• COC-adjusted production for the unit from CCC-576, item 39, times</li> <li>• producer share recorded in item 15.</li> </ul>
	assigned production	<ul style="list-style-type: none"> <li>• COC-assigned production for the unit from CCC-576, item 39, plus</li> <li>• actual production for the unit from CCC-576, item 34, minus</li> <li>• production not to count for the unit from CCC-576, item 38, times</li> <li>• producer share recorded in item 15.</li> </ul>
not adjusted or assigned production	<ul style="list-style-type: none"> <li>• actual production for the unit from CCC-576, item 34, minus</li> <li>• production not to count for the unit from CCC-576, item 38, times</li> <li>• producer share recorded in item 15.</li> </ul>	
21	Determine the net production for payment by subtracting the following: <ul style="list-style-type: none"> <li>• total disaster level determined in item 19, minus</li> <li>• net production determined in item 20.</li> </ul>	
22	Enter the payment rate for the crop code, crop type, and final use from the crop table.	

--\*

Continued on the next page

1283 Manual Payment Calculations for NAP Yield-Based Crops - 2002 and Future Years  
(Continued)

B Completing CCC-576A (Continued)

Item	Instructions		
23	Enter the payment factor for the applicable crop and harvest stage.		
	<b>IF the acreage was...</b>	<b>AND the result of item 21 is...</b>	<b>THEN...</b>
	harvested		1.0000 will be defaulted as the harvested payment factor.
	unharvested	greater than or equal to zero	enter the approved payment factor for the crop code, crop type, and final use from the crop table.
	negative	enter 1.0000 as the payment factor.	
24	Determine the salvage value attributable to the producer by multiplying the following: <ul style="list-style-type: none"> <li>• total salvage value for the unit from CCC-576, item 38 or 40B, as applicable, for the crop type, times</li> <li>• producer share recorded in item 15.</li> </ul> Round the result to whole dollars.		

1283 Manual Payment Calculations for NAP Yield-Based Crops - 2002 and Future Years  
(Continued)

B Completing CCC-576A (Continued)

Item	Instructions
25	<p>Determine the calculated payment for each harvested and unharvested line item by multiplying the following:</p> <ul style="list-style-type: none"> <li>• net production for payment determined in item 21, times</li> <li>• payment rate recorded in item 22, times</li> <li>• payment factor recorded in item 23, times</li> <li>•*-payment level of 55 percent recorded in item 6, minus</li> <li>• salvage value record in item 24.--*</li> </ul> <p>Round the result to whole dollars * * * .</p> <p><b>Notes:</b> If the result is a negative, enter a negative dollar amount in this field.</p> <p>If the Notice of Loss is not approved or is not on file for the crop and crop type, and the calculated payment results in a positive amount, the calculated payment shall equal zero.</p>

**1283 Manual Payment Calculations for NAP Yield-Based Crops - 2002 and Future Years  
(Continued)**

**B Completing CCC-576A (Continued)**

Item	Instructions
<b>Part C - Items 26 through 40 are for prevented planted acreage only.</b>	
26	Enter the crop type name or abbreviation from CCC-576, item 29 for the crop type.
27	Enter the final use for the crop from CCC-576, item 37.
28	Enter the practice from CCC-576, item 33 for the crop type and final use.  <b>Note:</b> A separate line entry shall be completed if the producer has both irrigated and nonirrigated acres.
29	Enter the producer's share from CCC-576, item 31 for the crop type. Enter up to 4 decimal places.
30	Enter the approved yield according to paragraph 254.
31	Enter the total planted acres for the crop from CCC-576, item 15 B.
32	Enter the prevented planted acres for the crop from CCC-576, item 15 A.
33	Calculate the intended acres by adding the following: <ul style="list-style-type: none"> <li>• planted acres recorded in item 31, plus</li> <li>• prevented planted acres recorded in item 32.</li> </ul> <b>Note:</b> Planted acres recorded in item 31 shall be the total planted acres for all crop types in the pay group with the exception of planted acres meeting the criteria in paragraph 25.
34	Calculate the disaster level by multiplying the following: <ul style="list-style-type: none"> <li>• result of item 33, times</li> <li>• 35 percent.</li> </ul>

**1283 Manual Payment Calculations for NAP Yield-Based Crops - 2002 and Future Years (Continued)**

**B Completing CCC-576A (Continued)**

Item	Instructions
35	<p>Calculate the eligible prevented planted acres by subtracting the following:</p> <ul style="list-style-type: none"> <li>• prevented planted acres recorded in item 32, minus</li> <li>• disaster level determined in item 34.</li> </ul> <p><b>Note:</b> See paragraph 1283.5 for determining eligible prevented planted acres when there are multiple crop types within a pay group.</p>
36	<p>Enter the assigned production for the crop from CCC-576, item 40A.</p>
37	<p>Calculate the net production for payment by completing the following:</p> <ul style="list-style-type: none"> <li>• share recorded in item 29, times</li> <li>• approved yield recorded in item 30, times</li> <li>• eligible prevented planted acres determined in item 35, minus</li> <li>• assigned production in item 36.</li> </ul>
38	<p>Enter the payment rate for the crop code, crop type, and final use from the crop table.</p>
39	<p>Enter the approved prevented planted payment factor from the crop table for the crop and crop type.</p>
40	<p>Determine the calculated payment for each prevented planted line item by multiplying the following:</p> <ul style="list-style-type: none"> <li>• net production for payment determined in item 37, times</li> <li>• payment rate recorded in item 38, times</li> <li>• payment factor recorded in item 39, times</li> <li>• payment level of 55 percent from item 6.</li> </ul> <p>Round the result to whole dollars.</p> <p><b>Note:</b> If the Notice of Loss is not approved or is not on file for the crop and crop type, and the calculated payment results in a positive amount, the calculated payment shall equal zero.</p>



\*--1283 Manual Payment Calculations for NAP Yield-Based Crops - 2002 and Future Years (Continued)

B Completing CCC-576A (Continued)

Item	Instructions
<p><b>Items 41 through 43 are the loss calculations for all acreage and production in the unit for the specified crop.</b></p>	
41	<p>Determine the total calculated payment for harvested and unharvested acreage by adding the result of item 25 for each line item.</p> <p><b>Note:</b> If a continuation page is needed to accommodate all acreage in the unit, then ensure that this total includes the calculated payment amounts from item 25 on the continuation page.</p>
	<p><b>IF the result is... THEN enter...</b></p>
negative	<p>zero.</p> <p><b>Exceptions:</b> For 2002, if the crop is Ginseng, Floriculture, Alfalfa, Grass, or Mixed Forage and the calculated payment amount is negative, then enter the negative amount. This amount offsets a calculated payment if the producer also has a value loss Ginseng, Floriculture, Alfalfa, Grass, or Mixed Forage calculated payment.</p> <p>For 2003, if the crop is Ginseng, Floriculture, Alfalfa, Grass, Mixed Forage, or is a crop with the final use of RS or SE and the calculated payment amount is negative, then enter the negative amount. This amount offsets a calculated payment if the producer also has a yield-based Ginseng, Floriculture, crop within a pay group that could have the final use of RS or SE, Alfalfa, Grass, or Mixed Forage calculated payment.</p>
positive	<p>result of adding the calculated payment for each line item for item 25.</p>

--\*

\*--1283 Manual Payment Calculations for NAP Yield-Based Crops - 2002 and Future Years  
(Continued)

**B Completing CCC-576A (Continued)**

Item	Instructions
42	Determine the total calculated payment for prevented planted acreage by adding the calculated payment for each line item for item 40.
43	<p>Determine the total unit payment by adding the following:</p> <ul style="list-style-type: none"> <li>• total calculated payment for harvested and unharvested acreage determined in item 41, plus</li> <li>• total calculated payment on prevented planted acres, plus the following, <b>as applicable:</b> <ul style="list-style-type: none"> <li>• amount from CCC-576C determined in item 33, <b>if</b> the harvested/unharvested total payment is being completed for a crop that also has a grazing final use for the pay group computed on CCC-576C</li> <li>• amount from CCC-576B determined in item 26, <b>if</b> the total payment is being calculated for Ginseng, Floriculture, or starting in 2003 crops with the final use of “RS” or “SE”, if the calculation on CCC-576B resulted in a negative payment.</li> </ul> </li> </ul> <p><b>Note:</b> If the total calculated harvested/unharvested payment resulted in a negative amount, the harvested/unharvested payment will be zero.--*</p>

1283 Manual Payment Calculations for NAP Yield-Based Crops - 2002 and Future Years (Continued)

C Example of CCC-576A

The following is an example of CCC-576A.

\*--

This form is available electronically.															
<b>CCC-576A</b> (06-18-08)						U.S. DEPARTMENT OF AGRICULTURE Commodity Credit Corporation			1. State Code 38	2. County Code 073	3. Producer's Name ABC Farms				
<b>2002 and Future Years                  NONINSURED CROP DISASTER ASSISTANCE PROGRAM                  MANUAL PAYMENT CALCULATION WORKSHEET                  Yield Based Crops</b>															
4. Producer's ID Number/Type (last 4 digits) 1234 S								5. Unit Number 190			6. Payment Level 55%				
7. Crop Name Beans			8. Crop Code 0047		9. Payment Crop Code 0047		10. Payment Type Code C01		11. Planting Period 01						
<b>PART A - HARVESTED ACRES (See Page 2 for additional entries.)</b>															
12. Crop Type	13. Final Use	14. Prac.	15. Share	16. Acres	17. Producer Acres (Item 15 X Item 16)	18. Yield	19. Disaster Level (Item 17 X Item 18 X 50%)	20. Net Production	21. Net Production for Payment (Item 19 minus Item 20)	22. Payment Rate	23. Payment Factor	24. Salvage Value	25. Calculated Payment (Item 21 X Item 22 X Item 23 X Item 6) minus Item 24		
GRN	FH	I	1.0000	6.5	6.5	1,800	5,850	750	5,103	.3200	1.0000	270	\$ 623		
											1.0000		\$		
											1.0000		\$		
											1.0000		\$		
											1.0000		\$		
											1.0000		\$		
<b>PART B - UNHARVESTED ACRES (See Page 2 for additional entries.)</b>															
GRN	FH	I	4.0000	2.0	2.0	1,800	0	1,800	.3200	.4000			\$ 127		
													\$		
													\$		
													\$		
													\$		
													\$		
<b>PART C - PREVENTED PLANTED ACRES (See Page 2 for additional entries.)</b>															
26. Crop Type	27. Final Use	28. Practice	29. Share	30. Yield	31. Planted Acres	32. Prevented Planted Acres	33. Intended Acres (Item 31 plus Item 32)	34. Disaster Level (Item 33 X 35%)	35. Eligible Prevented Planted Acres (Item 32 minus Item 34)	36. Assigned Production	37. Net Production for Payment (Item 29 X Item 30 X Item 35 minus Item 36)	38. Payment Rate	39. Payment Factor	40. Calculated Payment (Item 37 X Item 38 X Item 39 X Item 6)	
														\$	
														\$	
														\$	
														\$	
														\$	
41. Total Calculated Payment on Harvested and Unharvested Acres (Total of Item 25 (front and Page 2) for harvested and unharvested acres. If negative, enter zero.)													\$ 750		
42. Total Calculated Payment on Prevented Planted Acres (Total of Item 40 (front and Page 2) for prevented planted acres. If negative, enter zero.)													\$		
43. Total Unit Payment (Sum of Items 41 and 42.)													\$ 750		

--\*



**\*--1283.5 Manual Payment Calculations for NAP Yield-Based Crops With Multiple Crop Types Having Prevented Planted Acres**

**A Introduction**

When calculating payments for multiple crop types with prevented planted acres, additional calculations are required for the pay group.

CCC-576A-1 shall be used:

- when the pay group has multiple crop types with prevented planted acres
- to determine whether the pay group has eligible prevented planted acres
- to determine a ranking for each crop type based on highest to lowest value for each crop type.--\*

**\*--1283.5 Manual Payment Calculations for NAP Yield-Based Crops With Multiple Crop Types Having Prevented Planted Acres (Continued)**

**B Completing CCC-576A-1**

Complete CCC-576A-1 according to the following. Unless otherwise specified, all calculations should be rounded to 2 decimal places.

Item	Instructions
1 and 2	Enter the State and county codes from CCC-576, item 1 B.
3	Enter the producer's name from CCC-576, item 23.
4	Enter last 4 digits of the producer's ID number from CCC-576, item 24.
5	Enter the unit number for the producer and crop from CCC-576, item 25.
6	Enter the name of the crop from CCC-576, item 8 A.
7	Enter the pay crop code from the crop table for the crop, crop type, final use, and practice, CCC-576, item 26. See paragraph 1278 for additional information on payment groupings.
8	Enter the pay type from the crop table for the crop, crop type, final use, and practice, CCC-576, item 27. See paragraph 1278 for additional information on payment groupings.
9	Enter the planting period for the crop and crop type from CCC-576, item 28.
<b>Items 10 through 14 calculations are used to determine prevented planted eligibility.</b>	
10	Enter the total number of planted acres from CCC-576 for all crop types in the pay group.
11	Enter the total number of prevented planted acres from CCC-576 for all crop types in the pay group.
12	Determine the intended acres by adding the following: <ul style="list-style-type: none"> <li>• planted acres recorded in item 10, plus</li> <li>• prevented planted recorded in item 11.</li> </ul>
13	Calculate the disaster level by multiplying: <ul style="list-style-type: none"> <li>• intended acres determined in item 12, times</li> <li>• 35 percent.</li> </ul>
14	Enter the eligible prevented planted acres by calculating: <ul style="list-style-type: none"> <li>• prevented planted acreage in item 11, minus</li> <li>• disaster level determined in item 13.</li> </ul> <p><b>Note:</b> If the result is a negative number, the producer is not eligible for prevented planted acres and no further calculation is required.</p>

--\*

**\*--1283.5 Manual Payment Calculations for NAP Yield-Based Crops With Multiple Crop Types Having Prevented Planted Acres (Continued)**

**B Completing CCC-576A-1 (Continued)**

Item	Instructions
<b>Items 15 through 21 are used to determine the highest value prevented planted crop within a pay group.</b>	
15	Enter the crop type name or abbreviation from CCC-576, item 29 for the crop type.
16	Enter the number of prevented planted acres for the crop type
17	Enter the approved yield according to paragraph 254.
18	Enter the payment rate for the crop code, crop type, and final use from the NCT.
19	Enter the prevented planted payment factor from the NCT for the crop, crop type, and final use.
20	<p>Determine the value for each prevented planted crop type by multiplying the following:</p> <ul style="list-style-type: none"> <li>• approved yield in item 17, times</li> <li>• payment rate recorded in item 18, times</li> <li>• payment factor recorded in item 19.</li> </ul> <p>Round the result to whole dollars.</p>
21	<p>The crop type with the highest value shall be ranked number 1 and second highest valued crop should be ranked 2. Continue ranking all crop types from highest to lowest value.</p> <p><b>Note:</b> On the CCC-576A, item 35 enter the prevented planted acres of the highest ranking crop type, up to the number of available prevented planted acres for that crop type. Continue to allocate the prevented planted acres for each crop type, not to exceed the total determined eligible prevented planted acres determined in item 14.</p>

--\*

**\*--1283.5 Manual Payment Calculations for NAP Yield-Based Crops With Multiple Crop Types Having Prevented Planted Acres (Continued)**

**C Example Calculation**

A producer submits an application for payment with the following acres for multiple crop types within the same pay group:

- 50 planted acres – sorghum forage
- 200 prevented planted acres (crop types SWI 50 acres and SUD 150 acres).

Step	Calculation
1	250 intended acres are determined by adding the following: <ul style="list-style-type: none"> <li>• 50 total planted acres, from CCC-576</li> <li>• 200 total prevented planted acres, from CCC-576.</li> </ul>
2	87.5 disaster level acres are determined by multiplying: <ul style="list-style-type: none"> <li>• 250 intended acres, determined in step 1, times</li> <li>• 35 percent.</li> </ul>
3	112.5 eligible prevented planted acres are determined by subtracting: <ul style="list-style-type: none"> <li>• 200 total prevented planted acres, minus</li> <li>• 87.5 disaster level acres, determined in step 2.</li> </ul>
4	The highest value crop is determined by calculating the payment for each crop type by multiplying the following for the crop type: <ul style="list-style-type: none"> <li>• approved yield, times</li> <li>• payment rate, times</li> <li>• payment factor.</li> </ul> <p><b>Example:</b> The crop value for the 2 crop types are:</p> <ul style="list-style-type: none"> <li>• SWI - \$623 (6.4 x 97.4400 x 1.000)</li> <li>• SUD - \$363 (5.4 x 97.4400 x .6900).</li> </ul> <p>In this example, the highest value crop is SWI and the next highest value crop is SUD. SWI is ranked number 1 and SUD is ranked number 2.</p>
5	<ul style="list-style-type: none"> <li>• Enter 50 acres in CCC-576A, item 35. This is the number of prevented planted acres for highest ranking crop type (SWI).</li> <li>• Enter 62.5 acres in the CCC-576A, item 35 for the number 2 ranked crop type.</li> </ul> <p><b>Note:</b> 62.5 acres was determined by subtracting the remaining eligible prevented planted acres of 112.5 minus 50 acres already allocated. Although there are 150 prevented planted acres for SUD, only 62.5 acres can be allocated to ensure that the total eligible prevented planted acres are not exceeded.</p>

--\*



\*--1283.5 Manual Payment Calculations for NAP Yield-Based Crops With Multiple Crop Types Having Prevented Planted Acres (Continued)

D Example of CCC-576A-1

This is an example of CCC-576A-1.

This form is available electronically.

**CCC-576A-1**  
(03-06-07)

U.S. DEPARTMENT OF AGRICULTURE  
Commodity Credit Corporation

**NONINSURED CROP DISASTER ASSISTANCE PROGRAM  
PAYMENT CALCULATION WORKSHEET FOR  
MULTIPLE CROPS TYPES WITH PREVENTED PLANTED ACRES**

1. State Code (CCC-576, Item 1B)		2. County Code (CCC-576, Item 1B)		3. Producer's Name (CCC-576, Item 23)		4. Producer's ID Number (Last 4 numbers from CCC-576, Item 24)	
5. Unit Number (CCC-576, Item 25)		6. Crop Name (CCC-576, Item 8A)		7. Pay Crop (CCC-576, Item 26)		8. Pay Type (CCC-576, Item 27)	
9. Planting Period (CCC-576, Item 28)							

PART A - ELIGIBLE PREVENTED PLANTED ACRES CALCULATIONS				
10. Planted Acres	11. Prevented Planted Acres	12. Intended Acres (Item 10 plus Item 11)	13. Disaster Level (Item 12 X 35%)	14. Eligible Prevented Planted Acres (Item 11 minus Item 13)

PART B - RANK/VALUE OF PREVENTED PLANTED CROP TYPES						
15. Crop Type	16. Prevented Planted Acres	17. Approved Yield	18. Payment Rate	19. Payment Factor	20. Calculated Value (Item 17 x Item 18 x Item 19)	21. Rank

The U.S. Department of Agriculture (USDA) prohibits discrimination in all its programs and activities on the basis of race, color, national origin, age, disability, and where applicable, sex, marital status, familial status, parental status, religion, sexual orientation, genetic information, political beliefs, reprisal, or because all or part of an individual's income is derived from any public assistance program. (Not all prohibited bases apply to all programs.) Persons with disabilities who require alternative means for communication of program information (Braille, large print, audiotape, etc.) should contact USDA's TARGET Center at (202) 720-2600 (voice and TDD). To file a complaint of discrimination, write to USDA, Director, Office of Civil Rights, 1400 Independence Avenue, SW, Washington, DC 20250-9410, or call (800) 795-3272 (voice) or (202) 720-6362 (TDD). USDA is an equal opportunity provider and employer.

--\*



**1284 Manual Payment Calculations for NAP Value Loss Crops - 2002 and Future Years****A Introduction**

CCC-576B is the payment calculation worksheet used:

- for value loss crops only
- to determine whether a specific type and final use of a defined crop has incurred a qualifying loss for payment.

Complete a separate line entry on CCC-576B for each crop type and final use for the specified crop (pay group) for the producer's unit. All values for all types of the crop must be accounted for.

**B Completing CCC-576B**

Follow the instructions in this table to complete CCC-576B.

<b>Item</b>	<b>Instructions</b>
1 and 2	Enter the State and county codes from CCC-576, item 1B.
3	Enter the producer's name from CCC-576, item 23.
4	*--Enter the producer's 4-digit ID number from CCC-576, item 24.--*
5	Enter the unit number for the producer and crop from CCC-576, item 2.
6	Payment level is 55 percent.
7	Enter the name of the crop from CCC-576, item 8 A.
8	Enter the crop code corresponding with the crop name from CCC-576, item 8 A.
9	*--Enter the payment crop code from CCC-576, item 7B for the crop, crop type, final use, and practice. See paragraph 1278 for additional information on payment groupings.
10	Enter the payment type code from CCC-576, item 7C for the crop, crop type,--* final use, and practice. See paragraph 1278 for additional information on payment groupings.
11	Enter the planting period for the crop and crop type from CCC-576, item 7D.
12	Enter the crop type name or abbreviation for the crop from CCC-576, item 7A.
13	Enter the final use for the crop from CCC-576, item 37.

\*--1284 Manual Payment Calculations for NAP Value Loss Crops - 2002 and Future Years  
(Continued)

B Completing CCC-576B (Continued)

Item	Instructions
14	Enter the producer's share from CCC-576, item 42 or crop type. Enter up to 4 decimal places.
15	Enter the Field Market Value A from CCC-576, item 43.
16	Compute the disaster level by multiplying the following: <ul style="list-style-type: none"> <li>• Field Market Value A recorded in item 15, times</li> <li>• 50 percent.</li> </ul>
17	Enter the Dollar Value of Inventory After Disaster for the crop and crop type from CCC-576, item 44.  <b>Note:</b> If any portion of the eligible crop identified in item 15 is determined to have any dollar value after disaster, or may re-establish a dollar value for the portion of the crop and crop type, that portion of the crop and type must be counted as having the dollar value assigned in item 15.
18	Enter the Dollar Value of Ineligible Causes of Loss from CCC-576, item 45.
19	Determine Field Market Value B by adding the following: <ul style="list-style-type: none"> <li>• Dollar Value of Inventory After Disaster determined in item 17, plus</li> <li>• Dollar Value of Ineligible Causes of Loss determined in item 18.</li> </ul>
20	Determine the crop loss by subtracting the following: <ul style="list-style-type: none"> <li>• disaster level determined in item 16, minus</li> <li>• Field Market Value B determined in item 19.</li> </ul>

--\*

**\*--1284 Manual Payment Calculations for NAP Value Loss Crops - 2002 and Future Years  
(Continued)**

---

**B  
Completing  
CCC-576B  
(Continued)**

Item	Instructions
21	<p>Determine the gross calculated dollar loss by multiplying the following:</p> <ul style="list-style-type: none"> <li>• crop loss determined in item 20, times</li> <li>• producer share recorded in item 14.</li> </ul> <p>Round the result to whole dollars.</p>
22	<p>Enter the approved unharvested payment factor as either of the following:</p> <ul style="list-style-type: none"> <li>• the approved unharvested payment factor from the crop table for the crop and crop type</li> <li>• approved unharvested payment factor approved by STC, if applicable.</li> </ul>
23	<p>Compute the gross payment by multiplying the following:</p> <ul style="list-style-type: none"> <li>• gross calculated dollar loss determined in item 21, times</li> <li>• unharvested payment factor determined in item 22, times</li> <li>• payment level of 55 percent recorded in item 6.</li> </ul> <p>Round the result to whole dollars.</p>
24	<p>Determine the salvage value attributable to the producer by multiplying the following:</p> <ul style="list-style-type: none"> <li>• total salvage value for the unit from CCC-576, item 46 for the crop type, times</li> <li>• producer share recorded in item 14.</li> </ul> <p>Round the result to whole dollars.</p> <p><b>Note:</b> Do not include any value included in Field Market Value B in item 19.</p>

--\*

Continued on the next page

**\*--1284 Manual Payment Calculations for NAP Value Loss Crops - 2002 and Future Years (Continued)**

**B  
Completing  
CCC-576B  
(Continued)**

Item	Instructions		
25	Determine the calculated payment for the crop and crop type by subtracting the following: <ul style="list-style-type: none"> <li>• gross payment determined in item 23, minus</li> <li>• producer salvage value determined in item 24.</li> </ul>		
26	Determine the total unit payment by adding the result of item 25 for each line item. <p><b>Notes:</b> If a continuation page is needed to accommodate all crops and crop types in the unit, then ensure that this total includes the calculated payment amounts from item 25 on the continuation page.</p> <p>If the payment calculation is for Ginseng or Floriculture, refer to instructions for completing CCC-576A, item 43.</p>		
	<table border="1" style="width: 100%;"> <tr> <th data-bbox="285 972 537 1024">IF the result is...</th> <th data-bbox="537 972 1466 1024">THEN enter...</th> </tr> </table>	IF the result is...	THEN enter...
	IF the result is...	THEN enter...	
negative	zero. <p><b>Exceptions:</b> For 2002, if the crop is Ginseng or Floriculture and the calculated payment amount is negative, then enter the negative amount. This amount offsets a calculated payment if the producer also has yield-based Ginseng or Floriculture.</p> <p>For 2003, if the crop is Ginseng, Floriculture, or is a crop with the final use of RS or SE and the calculated payment amount is negative, then enter the negative amount. This amount offsets a calculated payment if the producer also has a yield-based Ginseng, Floriculture, or crop within a pay group that could have the final use of RS or SE.</p>		
positive	result of adding the calculated payment for each line item for item 25.		

--\*

Continued on the next page

\*--1284 Manual Payment Calculations for NAP Value Loss Crops - 2002 and Future Years (Continued)

C

Example of CCC-576B

The following is an example of CCC-576B.

This form is available electronically.

<b>CCC-576B</b> (04-24-03) U.S. DEPARTMENT OF AGRICULTURE Commodity Credit Corporation  <b>2002 and Future Years</b> <b>NONINSURED CROP DISASTER ASSISTANCE PROGRAM</b> <b>MANUAL PAYMENT CALCULATION WORKSHEET</b> Value Loss Crops			1. State Code 06	2. County Code 107	3. Producer's Name ABC Farms
4. Producer's ID Number/Type 123 45 678S		5. Unit Number 0001	6. Payment Level 55%		
7. Crop Name CHRISTMAS TREES		8. Crop Code 7321	9. Payment Crop Code 7321	10. Payment Type Code 001	11. Planting Period 01

**VALUE LOSS CROPS - ROUND CALCULATIONS RESULTS TO WHOLE DOLLARS (See Page 2 for additional entries.)**

12. Crop Type	13. Final Use	14. Share	15. Field Market Value A	16. Disaster Level <small>(Item 15 X .50%)</small>	17. Dollar Value Inventory After Disaster	18. Dollar Value Ineligible Cause of Loss	19. Field Market Value B <small>(Item 17 plus Item 18)</small>	20. Crop Loss <small>(Item 18 minus Item 19)</small>	21. Gross Calculated Dollar Loss <small>(Item 20 X Item 14)</small>	22. Appr. Unhar. Payment Factor	23. Gross Payment <small>(Item 21 X Item 22 X Item 6)</small>	24. Salvage Value	25. Calculated Payment <small>(Item 23 minus Item 24)</small>
RED		1.00	11704	5852	154	39	193	5659	5659	.6000	1867	600	\$ 1267
SCO		1.00	8446	4223	4760	7	4767	-544	-544	.4500	- 135	0	\$ - 135
													\$
													\$
													\$
													\$
													\$
													\$
													\$
													\$
													\$
													\$
													\$
													\$
													\$
													\$
													\$
													\$
													\$
													\$
													\$
<b>26. Total Unit Payment (Total of Item 25 (front and Page 2). If negative, enter zero, unless the crop is Ginseng, Floriculture, or crop has a final use of RS or SE.)</b>													\$ 1132

Note: Crops with a final use of RS or SE are not considered value loss for 2002.

--\*

Continued on the next page





## Section 2 Issuing NAP Payments

## 1310 Overview

## A Supporting Files for Integrated Payment Processing

\*--The NAP payment process is an integrated process that uses a wide range of information and other program determinations and values to determine whether a payment should be issued and the amount of gross payment, applicable reductions, and the net payment amount. For payments to be calculated correctly, all supporting files must be updated correctly, including **all** the following.

**Note:** 2009 and 2010 NAP payments will be issued from System 36/AS-400. Where applicable, the web-based Source System is downloaded to System 36/AS-400.

2011 NAP payments will be issued using a web-based system. Information entered on 2011 NAP applications will be uploaded to the web for payment processing without user intervention.

Type of Information	How Information Is Used for Payment Processing	Source
Application for Payment CCC-576	The information from CCC-576 is used to compute the payment amount for the producer.	AS/400 NAP Application for Payment
Payment Factor	The information from the crop table is used to determine the unharvested and prevented planted payment factors, if applicable.	NCT
Payment Eligibility Information	Used to determine whether the producer and/or member of a joint operation is eligible for payment for the year in which CCC-576 was filed.	Web-based Eligibility System
General Name and Address Information	Used to determine the producer's business type and general name and address information.	SCIMS
Entity and Joint Operation Information	Used to determine the following for the year in which CCC-576 is filed: <ul style="list-style-type: none"> <li>• member contribution value</li> <li>• substantive change value</li> <li>• members and member's share of the following: <ul style="list-style-type: none"> <li>• entities</li> <li>• general partnerships</li> <li>• joint ventures.</li> </ul> </li> </ul>	Entity and joint operation control county mainframe record.
Combined Producer Information	Used to determine whether NAP producers or members of entities or joint operations are combined with other producers. This information is used to ensure that the payment limitation is controlled properly.	Combined Producer System
Available Payment Limitation	Used to determine payment limitation availability.	Payment Limitation System
Financial Related Information	Calculated payment information is provided to NPS. Determined overpayment amount is provided to NRRS.	NPS or NRRS

--\*

**1311 Prerequisites for Issuing Payments**

**A Introduction**

Actions must be completed before issuing payment to ensure that the producer or entity is eligible for payment.

**B Actions Completed Before Issuing Payments**

\*--Certain actions must be completed to ensure that the producer is eligible for payment. The following provides actions that must be completed to issue payments properly. COC, CED, or designee shall ensure that the actions are completed.

Step	Action
1	Ensure that AD-1026 is on file for the applicable year for producers seeking benefits and the eligibility information is recorded in the web-based eligibility system.
2	Ensure that CCC-926 is on file for the applicable year for producers seeking benefits and the certification information is recorded in the web-based eligibility system. See 3-PL (Rev. 1).
3	Ensure that all other eligibility determinations have been updated according to the determinations made by COC for producers and members of joint operations. See 3-PL (Rev. 1).
4	Ensure that the entity and joint operation files are updated correctly for the applicable year. See 2-PL.
5	Ensure that the member contribution and substantive change values are updated according to 4-PL.
6	Ensure that the combined producer files are updated correctly for the applicable year. See 3-PL (Rev. 1).
7	Ensure all adjustments to payment limitation have been updated for the producer or member. See 3-PL (Rev. 1).
8	Ensure that all assignments and joint payees have been updated in FSA Financial Services, if CCC-36, CCC-37, or both have been filed. See 63-FI.

--\*

**\*--1312 Applying Payment Limitation**

**A Rule**

The payment limitation for NAP benefits is \$100,000 per “person”. For additional information on payment limitation provisions, see paragraph 34.

**B Applying the \$100,000 Payment Limitation**

Payments issued to multi-county producers shall be limited to the amount allocated to each County Office for counties in which the producer has filed an application. The payment process will limit the payment to effective limitation in the payment limitation file. See 2-PL for additional information on payment limitation allocations.

**C When Payment Limitation is Reached**

When the sum of payments in the payment history file or pending payment file exceeds the effective payment limitation for the “person”, the following messages will be printed on the nonpayment register:

- “Producer Has Reached Payment Limitation”
- “Payment Limitation Has Been Exceeded”.

See paragraph 1432 for additional information on nonpayment register messages.--\*

**\*--1313 Accessing the NAP Payment Software on AS/400--\***

**A Accessing Menu MHACP0**

Access payment processing for NAP according to this table.

Step	Menu	Action
1	FAX250	ENTER "3" or "4", "Application Processing", as applicable.
2	FAX09002	If option 4 was selected on Menu FAX250, then select the appropriate county.
3	FAX07001	ENTER "11", "PFC/Compliance".
4	M00000	ENTER "1", "NAP and Disaster".
5	MH0000	ENTER "2", "Non-insured Assistance Program".
6	MHB0YR	Enter appropriate crop year for processing.
7	MHB000	ENTER "6", "Payment Processing".

**B Example of Menu MHACP0**

The following is an example of Menu MHACP0.

```

COMMAND                                MHACP0                                E0
2001 NAP Payment Processing Main Menu
-----
      1. Issue Payments
      2. Cancel Payables
      3. Overpayment Processing

      5. Reports

      8. Continue Suspended Payment Batch

     20. Return to Application Primary Menu
     21. Return to Application Selection Screen
     22. Return to Office Selection Screen
     23. Return to Primary Selection Menu
     24. Sign off

Cmd3=Previous Menu

Enter option and press "Enter".
    
```

1314 Payment Processing

A Computing Payments

The automated payment process is an integrated process that reads a wide range of files to:

- determine whether a payment should be issued
- calculate the amount that should be issued.

The following describes the system processing sequence to calculate a NAP payment for producers through the payment process.

Step	Action Performed by the System
1	Reads the Application for Payment file to ensure that COC has approved the producer’s application for payment.
2	Reads the crop table to determine the payment rate, unharvested and prevented planted payment factors, carrying capacity, and grazing period days, if applicable, for each crop and crop type for the selected producer.
3	<p>Calculates the loss amount for each crop and crop type for the selected producer. The loss amounts are “totaled” for the crop by the payment grouping.</p> <p>Rounds the result to whole dollars.</p> <p>The following forms can be used to verify gross payment amounts:</p> <ul style="list-style-type: none"> <li>• CCC-576A according to paragraph 1280 or 1283 for yield-based crops</li> <li>• CCC-576B according to paragraph 1281 or 1284 for value loss crops</li> <li>• CCC-576C according to paragraph 1282 for grazing crops.</li> </ul>
4	<p>*--For payment entities, determines the following from the entity file:--*</p> <ul style="list-style-type: none"> <li>• members * * *</li> <li>• each member’s actual share by reading the entity file.</li> </ul>
5	<p>Reads the eligibility file and the gross revenue ineligibility file for the selected *--producer and members of payment entities, if applicable, to determine whether--* the producer or member is eligible for payment.</p> <p><b>Note:</b> See subparagraph 1276 J for eligibility conditions applicable to NAP.</p>

1314 Payment Processing (Continued)

A Computing Payments (Continued)

Step	Action Performed by the System						
6	*--Reads the following: <ul style="list-style-type: none"> <li>• SCIMS for name and address</li> <li>• Eligibility System</li> <li>• entity and joint operation file in recording county</li> <li>• combined producer information.--*</li> </ul>						
7	<table border="1"> <thead> <tr> <th data-bbox="375 552 456 592">Step</th> <th data-bbox="456 552 1482 592">Action</th> </tr> </thead> <tbody> <tr> <td data-bbox="375 592 456 961">1</td> <td data-bbox="456 592 1482 961">                             Determines the net payment amount for each crop, by multiplying the following:                             <ul style="list-style-type: none"> <li>• calculated payment amount, determined in step 3, times</li> <li>• member share, if applicable.</li> </ul>                             Rounds the result to whole dollars.                             <p><b>Note:</b> At this level, crop is defined by the crop, crop type, planting period, intended use, and practice.</p> </td> </tr> <tr> <td data-bbox="375 961 456 1262">2</td> <td data-bbox="456 961 1482 1262">                             Totals the net payment amounts for all crop types with the same payment grouping (pay crop code, pay type code, and planting period), by completing the following:                             <ul style="list-style-type: none"> <li>• adds positive calculated payment amounts</li> <li>• subtracts negative calculated payment amounts.</li> </ul> <p><b>Note:</b> See paragraph 1278 for information on payment groupings.</p> </td> </tr> </tbody> </table>	Step	Action	1	Determines the net payment amount for each crop, by multiplying the following: <ul style="list-style-type: none"> <li>• calculated payment amount, determined in step 3, times</li> <li>• member share, if applicable.</li> </ul> Rounds the result to whole dollars. <p><b>Note:</b> At this level, crop is defined by the crop, crop type, planting period, intended use, and practice.</p>	2	Totals the net payment amounts for all crop types with the same payment grouping (pay crop code, pay type code, and planting period), by completing the following: <ul style="list-style-type: none"> <li>• adds positive calculated payment amounts</li> <li>• subtracts negative calculated payment amounts.</li> </ul> <p><b>Note:</b> See paragraph 1278 for information on payment groupings.</p>
Step	Action						
1	Determines the net payment amount for each crop, by multiplying the following: <ul style="list-style-type: none"> <li>• calculated payment amount, determined in step 3, times</li> <li>• member share, if applicable.</li> </ul> Rounds the result to whole dollars. <p><b>Note:</b> At this level, crop is defined by the crop, crop type, planting period, intended use, and practice.</p>						
2	Totals the net payment amounts for all crop types with the same payment grouping (pay crop code, pay type code, and planting period), by completing the following: <ul style="list-style-type: none"> <li>• adds positive calculated payment amounts</li> <li>• subtracts negative calculated payment amounts.</li> </ul> <p><b>Note:</b> See paragraph 1278 for information on payment groupings.</p>						

1314 Payment Processing (Continued)

A Computing Payments (Continued)

Step	Action Performed by the System
8	Reads the payment limitation file to determine the effective payment limitation for multi-county producers and members of combinations.
9	Determines prior payments issued to the producer or member. If the producer or member received payments, the prior payments are accumulated first by crop type and then by payment grouping.
10	<p>Computes the total payment to be issued to the producer by subtracting prior payments issued from earned payment amounts determined in step 7.</p> <p>If the earned payment amounts determined in step 7 are greater than prior payments issued, the system will determine whether the producer or member can be paid because of payment limitation. If the producer has not reached payment limitation, the earned payment amounts can be issued to the producer or member up to the effective payment limitation.</p>
11	Accumulates the earned payment amounts computed in step 10 and sends 1 total payment amount to the accounting system.

**\*--1315 NAP Payment Processing for Crop Years 2001 Through 2009--\*****A Payment Authorization Requests**

\*--NAP automated payment processing for 2001 through 2009 has been disabled. PECD authorization is required to issue these payments through a nonautomated process. County Offices shall provide documentation listed in the following subparagraphs to request payment authorization:

- subparagraph 1315 B for 2001 and 2002 NAP payments
- subparagraph 1315 C for 2003 through 2009 NAP payments.--\*

See subparagraph 1365 F if an overpayment has occurred for a 2001 through 2008 NAP payment.

**Note:** If an appeal to NAD results in a determination in the producers favor, County Offices shall ensure that **all** documentation is reviewed and acted upon by COC before requesting payment authorization from the National Office.

**Example:** Producer appeals COC decision about the notice of loss. Producer does not file the application for payment pending the outcome of NAD's decision. NAD's decision is in favor of the producer. Producer is now required to file the application for payment and COC is required to review and act on the application for payment before the case is forwarded to the National Office.

**B Crop Year 2001 and 2002 Payment Authorization Requests**

To receive authorization to issue 2001 or 2002 NAP payments, County Offices shall submit the following documentation to the State Office:

- explanation of why payment was not issued
- CCC-471
- CCC-576
- CCC-576E, if available
- completed CCC-576A, CCC-576B, or CCC-576C, as applicable
- PPH print from the NAP payment menu for each:
  - producer
  - affected member of joint operations
  - combined producer

**Note:** PPH must be submitted for all counties in which the producer and combined producer have an interest.



## \*--1315 NAP Payment Processing for Crop Years 2001 Through 2008 (Continued)--\*

**B Crop Year 2001 and 2002 Payment Authorization Requests (Continued)**

- MABDIG for each:
  - producer
  - affected member of joint operations

**Note:** MABDIG should display the year of the payment. If that MABDIG is not available, provide an available MABDIG closest to the year of the payment request.

- NCT pages, as applicable
- excerpt of COC minutes about the case, if applicable
- CCC-257, if applicable

**Note:** For 2002 cases involving a transfer of coverage, the following additional documentation shall be submitted:

- original CCC-471 for the transferor
- CCC-471 for the transferee
- CCC-577
- PPH for both transferor and transferee.

**Notes:** PPH shall be printed by selecting the applicable menu options from the enabled 2001 or 2002 NAP menus. An accounting history or transaction statement will **not** be accepted in place of PPH from the NAP processing menus.

If the automated forms were not printed before the installation of County Release No. 515 for 2001 processing or County Release No. 543 for 2002 processing, County Offices are no longer able to generate and print those forms, with the exception of PPH. Any required forms that were not printed before the software being disabled shall be **completed manually** and submitted with the other required documentation.

**\*--1315 NAP Payment Processing for Crop Years 2001 Through 2008 (Continued)****C Crop Year 2003 Through 2008 Payment Authorization Requests**

To receive authorization to issue 2003 through 2008 NAP payments, County Offices shall--\* submit the following documentation to the State Office:

- explanation of why payment was not issued
- CCC-471
- CCC-576
- CCC-576E, if available
- completed CCC-576A, CCC-576B, or CCC-576C, as applicable
- CCC-452
- PPH print from the NAP payment menu for each:
  - producer
  - affected member of joint operations
  - combined producer

**Note:** PPH must be submitted for all counties in which the producer and combined producer have an interest.

- MABDIG for each:
  - producer
  - affected member of joint operations

**Note:** MABDIG should display the year of the payment. If that MABDIG is not available, provide an available MABDIG closest to the year of the payment request.

- NCT pages, as applicable
- excerpt of COC minutes about the case, if applicable
- CCC-257, if applicable

**\*--1315 NAP Payment Processing for Crop Years 2001 Through 2009 (Continued)**

**C Crop Year 2003 Through 2009 Payment Authorization Requests (Continued)--\***

- for cases involving a transfer of coverage, the following additional documentation shall be submitted:
  - original CCC-471 for the transferor
  - CCC-471 for the transferee
  - CCC-577
  - PPH for both transferor and transferee.

**Notes:** PPH shall be printed by selecting the applicable menu options from the enabled NAP menu. An accounting history or transaction statement will **not** be accepted in place of PPH from the NAP processing menus.

County Offices are no longer able to generate and print automated NAP forms, with the exception of PPH after installation of the following software:

- County Release No. 557 for 2003 processing
- County Release No. 584 for 2004 processing
- County Release No. 610 for 2005 processing
- County Release No. 636 for 2006 processing
- County Release No. 670 for 2007 processing
- County Release No. 703 for 2008 processing
- \*--County Release No. 717 for 2009 processing.--\*

Any required form that was not printed before the automated option was disabled shall be completed manually and submitted with the other required documentation.

**D State Office Responsibility**

State Offices shall:

- review the documentation submitted by County Offices to ensure that:
  - the payment should be issued
  - all applicable documentation has been provided
- forward the documentation to PECD, CPB using either of the following methods:
  - \*--FAX to 202-690-2130, Attention: Lisa Berry
  - overnight mail to: USDA, FSA, PECD, CPB  
Attn: Lisa Berry--\*  
Room 4756 South Building  
1400 Independence Avenue, SW  
Washington, DC 20250.

**1316-1320 (Reserved)**



**\*--1321 Issuing 2010 Payments--\***

**A Processing Payments**

\*--County Offices shall follow the steps in this table to issue 2010 payments.

**Note:** See paragraph 1315 for issuing 2001 through 2009 Nap payments.

See paragraph 1481 for 2011 and subsequent crop years web-based payments.--\*

Step	Action	Result
1	Access Menu MHACP0 according to paragraph 1313.	
2	ENTER “1”, “Issue Payments”, and PRESS “Enter”.	Screen MHACPRT2 will be displayed.
3	Screen MHACPRT2 allows the user to select the printer where the pending and nonpayment registers should be sent after payments have been computed.  Enter the printer ID number and PRESS “Enter”.	Screen MHACPA01 will be displayed.

\*--1321 Issuing 2010 Payments (Continued)--\*

A Processing Payment (Continued)

Step	Action	Result
4	Screen MHACPA01 provides users with several options for processing payments. Select either all, specific, or randomly selected producers according to the following.	
	<b>IF the user wants to...</b>	<b>THEN...</b>
	process payments for <b>all</b> producers	If the application file is on the system, Screen MHACPN01 will be displayed.
	process payments for a <b>selected</b> producer  enter 1 of the following and PRESS "Enter": <ul style="list-style-type: none"> <li>• last 4 digits of the producer's ID number in the "Producer Last Four Digits of ID" field</li> <li>• producer's last name in the "Producer Last Name" field.</li> </ul> <b>Note:</b> A partial name may be entered to do an inquiry.	If the ID number and last name for the selected producer are found on the application for payment file, Screen MHACPN01 will be displayed.  <b>Note:</b> If more than 1 producer is found on the name and address file matching the criteria entered, Screen MACR04-01 will be displayed, allowing the user to select the desired producer.
	Select a processing method from Screen MHACPA01 that results in Batch Check and Printing Control Screen MHACPN01 displaying.	The nonpayment and pending payment registers, as applicable, will be sent to the printer selected in step 3.  If there are no payments that can be processed: <ul style="list-style-type: none"> <li>• a nonpayment register will be printed</li> <li>• Menu MHACP0 will be redisplayed.</li> </ul>

\*--1321 Issuing 2010 Payments (Continued)--\*

A Processing Payment (Continued)

Step	Action	Result
5	<p>Screen MHACPN01 will be displayed when all payables for eligible producers have been calculated. Payables are sorted into the “B”, “A”, and “O” payment batches. See paragraph 1324 for a complete description of the payment batches.</p> <p>On Screen MHACPN01, do either of the following.</p>	
	<p><b>IF the user wants to...</b></p>	<p><b>THEN ENTER...</b></p>
	<p>process payment for any of the payment batches</p>	<p>“Y” next to the payment batch to be processed.</p> <p><b>Note:</b> The entire batch must be completed before the next payment batch can be processed.</p>
	<p>suspend the payment batch for later processing</p>	<p>“N” next to any of the payment batches.</p> <p>Menu MHACPO will be redisplayed.</p>

\*--1322 Payment Selection Screen MHACPA01

A Example of Screen MHACPA01

Payments:

- can only be processed by a producer
- cannot be processed by unit number or crop.

However, a variety of options have been developed that provide flexibility in payment processing. Payments can be processed for:

- all producers
- a specific producer by entering \* \* \* the producer's last name or the last 4-digits of the producer's ID number.

\* \* \*

The following is an example of Screen MHACPA01.

\*--

```

MHACPA              107-TULARE              SELECTION      MHACPA01
2001 NAP Selection Screen              Version: AE36  01-14-2002 16:10 Term E0
-----
Enter 'ALL' For All Producers

OR   Producer Last Four Digits of ID:

OR   Producer Last Name
      (Enter Partial Name To Do An Inquiry)

Enter=Continue  Cmd3=Previous Menu

```

--\*



1322 Payment Selection Screen MHACPA01 (Continued)

**B Error Messages on Screen MHACPA01**

The following describes the error messages that may be displayed on Screen MHACPA01 when selecting a payment processing method.

<b>IF the following message is displayed...</b>	<b>THEN...</b>	<b>Action</b>
"Producer is Not on the NAP Application for Payment File."	an ID number was entered, but a match was not found on the application for payment file.	Ensure that the correct ID number is entered or select the producer by entering the producer's last name
"Selected Producer ID or range of Producer ID's conflicts with the Producer ID or range of Producer ID's on Workstation XX."	payment for the producer, or 1 of the randomly selected producers, is being processed on another workstation.	PRESS "Enter" to terminate the request.
*--"Must enter 'All' and Last Name, Last 4."--*	"Enter" was pressed without selecting a producer on Screen MHACPA01.	Select a specific producer or all producers * * * .
* * *	* * *	* * *
"Invalid ID Number - Please Try Again."	an ID number was entered that is not on the name and address file.	Ensure that the correct ID number is entered or select the producer by entering the producer's last name.
"No Producer Selected - Please Try Again."	the last 4 digits of an ID number were entered, but a match was not found on the name and address file.	Ensure that the correct last 4 digits of the ID number are entered or select the producer by entering the producer's last name.
* * *	* * *	
<ul style="list-style-type: none"> <li>• "Entry Must Be Blank When *--Entering All."--*</li> <li>• "Entry Must Be Blank When Entering Last 4 of Producer ID."</li> <li>• "Entry Must Be Blank When Entering a Producer Last Name."</li> </ul>	an entry was recorded in more than 1 producer selection field.	Enter producer selection data in only 1 field.

\*--1323 Batch Check and Printing Control Screen MHACPN01

A Example of Screen MHACPN01

After all payment records for selected producers have been processed and the payment amounts have been calculated, Screen MHACPN01 will be displayed if payments can be issued to at least 1 producer that was selected on Payment Selection Screen MHACPA01.

Screen MHACPN01 will be displayed with the number of work records:

- to be processed
- that have been processed
- remaining to be processed.

**Note:** The number of work records listed **does not** always match the number of CCC-184's to be printed or the number of EFT's to be processed.

**Example:** If the producer has an assignment and part of the payment is being used to fulfill the assignment, two CCC-184's will be printed, but only 1 work record will be displayed for processing.

The following is an example of Screen MHACPN01.

```

MHACPN              107-Tulare              ENTRY              MHACPN01
2001 NAP Payments          Version: AD67    01-14-2002  18:29  Term E0
-----
          BATCH CHECK AND PRINTING CONTROL

Warning  Record count does not accurately reflect check
         count especially when 'A' or 'O' batches are processed.

         28 Check records to be processed
         0  Have been processed
         28 Records remain to be processed

Enter (Y)es to start or continue a Batch Print Processing.
Enter (N)o to suspend the Batch Print Processing.

Only one "Y" entry will be accepted. One "N" entry will suspend all batches.

         17 "B" (regular payments) work records to be processed
         3  "A" (assignments) work records to be processed
         8  "O" (claims/receivables) work records to be processed

                                         Enter-Continue
    
```

--\*

**\*--1323 Batch Check and Printing Control Screen MHACPN01 (Continued)**

---

**B****Sorting Payable  
Records**

For NAP payments, payables are sorted into the following 3 categories.

- “B”atch - payments have no special circumstances. These records are sent in batches of 200 or less.
- “A”ssignment - payments marked in the name and address file as having an assignment or joint payee form on file. These records are sent in batches of 100 or less.
- “O”nline - payments marked in the name and address file as having 1 of the following flags set to “Y”:
  - receivable
  - claim
  - other agency claim
  - bankruptcy
  - deceased
  - missing
  - incompetent.

These records are sent in batches of 50 or less.

**Note:** The “O” batch of payments requires user intervention. See 6-FI.--\*

---

Continued on the next page

**\*--1323 Batch Check and Printing Control Screen MHACPN01 (Continued)**

---

**C****Selecting Batches  
to Print or  
Suspend**

Batches of payments may be selected for processing in several different ways. The following provisions apply to batch payment processing.

- When a batch of payments is selected, that entire batch must be completed before selecting another batch to be printed.
- Batches may be selected in any order.
- After a batch of payments completes printing, the option to select that batch is no longer available.

Payment batches may also be suspended for processing at a later time. The following provisions apply to suspending or suspended payment batches.

- “N” can be entered next to any payment batch with work records still to be processed and all remaining batches will be suspended.
- If a batch of payments is suspended on Screen MHACPN01 after a portion of the payments in that batch have been printed, that batch must be completed before another batch can be selected.
- If a batch of payments was suspended on Screen MHACPN01, on Menu MHACP0, ENTER “8”, “Continue Suspended Payment Batch”, to continue processing the suspended payments batch.--\*

---

Continued on the next page

1323 Batch Check and Printing Control Screen MHACPN01 (Continued)

**D Batch Print Capability**

The following table lists the options available on Screen MHACPN01.

Selection	Action	Result
Start batch print processing on either of the following batches: <ul style="list-style-type: none"> <li>• “B”</li> <li>• “A”.</li> </ul>	ENTER “Y” in the field before either of the following: <ul style="list-style-type: none"> <li>• “B” batch</li> <li>• “A” batch.</li> </ul>	Accounting-Checkwriting Screen ANK00201 will be displayed to enter CCC-184 information. See 6-FI.
Start batch print processing on batch “O”.	ENTER “Y” in the field before “O” batch.	Screen ABK10001 will be displayed. See 6-FI. <p><b>Notes:</b> Screen ABK10001 allows the user to enter amounts in the “Other Payees” field. This field can be used to process payments for producers with name and address flags set to “Y” for:</p> <ul style="list-style-type: none"> <li>• receivable</li> <li>• claim</li> <li>• other agency claim</li> <li>• bankruptcy</li> <li>• deceased</li> <li>• missing</li> <li>• incompetent</li> <li>• nonresident alien.</li> </ul> <p>The amount of the setoff and the payee should be known <b>before</b> accessing this batch.</p>
Suspend batch print processing on any of the following batches: <ul style="list-style-type: none"> <li>• “B”</li> <li>• “A”</li> <li>• “O”.</li> </ul>	ENTER “N” in the field before any of the following: <ul style="list-style-type: none"> <li>• “B” batch</li> <li>• “A” batch</li> <li>• “O” batch.</li> </ul>	Records are sent to the interim holding file where they remain until option 8, “Continue Suspended Payment Batch”, is accessed from Menu MHACP0. <p><b>Note:</b> These records must be processed before accessing any other payments on the terminal.</p>

**\*--1324 NAP Funds Control Verification--\***

**A Funds Control Verification**

NAP uses the e-funds accounting process which controls funding allotments and monitors program spending and halts program disbursements when the funding allocation has been exhausted. The payment process will function in the normal manner up to the point of sorting the payables into the applicable payment batches.

A check will be performed to ensure that adequate funds are available to process all pending payments in the county.

If the accumulated net payment amount for all pending payments:

- exceeds the funding allotment for the County Office, then:
  - the payment process will be aborted without any payables being sorted into applicable batches
  - a rejected payment report, as described in subparagraph B, will be printed
  - the County Office can process payments individually, or in smaller batches, for producers or farms unless or until an increased funding allotment is obtained
- does not exceed the funding allotment for the County Office, the payables will be sorted into the applicable payment batches in the normal manner.

**B Rejected Payment Report**

A rejected payment report will be printed from data on the pending payment file when NAP funding is insufficient for the payment batch being processed.

The following is an example of the rejected payment report that will print when the payment process is aborted on the NAP program side.

State Name	United States Department of Agriculture			Prepared: 99/99/9999
County Name	Farm Service Agency			Page: XXXX
	Program Name			
	Rejected Payment Register			
Farm Number	Producer Name	Producer ID and Type	Crop	Net Payment
9999999	XXXXXXXXXXXXXXXXXXXXX	999-99-9999 X	XXXXXX	\$999, 999, 999
9999999			XXXXXX	\$999, 999, 999
9999999			XXXXXX	\$999, 999, 999
9999999			XXXXXX	\$999, 999, 999
9999999	XXXXXXXXXXXXXXXXXXXXX	99-9999999 X	XXXXXX	\$999, 999, 999
9999999			XXXXXX	\$999, 999, 999

\*--1324 NAP Funds Control Verification (Continued)

C Informational Screen

The following is an example of the informational screen that will be displayed when the funds control verification process fails.

**Note:** When users press "Enter", the NAP Main Payment Process Menu will be displayed.

```

                                107-TULARE                                MESSAGE
Payment Information Screen          Version: AE36  99/99/99  Term EO
-----
This is a funds controlled program.

The payments being processed did not pass the accounting
verification process.  It is possible that the total amount of the
payments being processed exceeds the available funding allocation
for the county.

A verification or exception report should print on the system
printer or is held on the spool file.

Refer to the applicable program handbook for additional
information.

```

--\*

1325-1349 (Reserved)





**\*--Section 3 Canceling Payables****1350 Canceling Erroneous Payables**

---

**A****Introduction**

After payment processing has been completed, County Offices shall review transaction statements to ensure that the correct disbursements have been generated. If an error is determined, the payable **shall be** canceled. To cancel the payment, on Menu MHACPO, ENTER "2", "Cancel Payables".

---

**B****When to Cancel Payables**

Payables **shall be** canceled using the NAP application software, **only** when original NAP payable amounts are incorrect and the following apply:

- CCC-184 is available (County Office has physical possession of CCC-184)
- direct deposit records have not been queued or transmitted.

Extra caution **shall be** observed when canceling payables to ensure that:

- correct payables are being canceled
- only payables for which CCC-184 is in the office or the direct deposit records have not been queued or transmitted to the producer's financial institution are being canceled
- payables are being canceled through the proper application.

**Note:** See subparagraph D for additional information on when the payable shall **not** be canceled through the NAP application software.--\*

---

Continued on the next page

**\*--1350 Canceling Erroneous Payables (Continued)**

---

**C****When to Correct Payable Through the Accounting Application**

In some situations, data in the accounting application needs to be corrected and a substitute CCC-184 issued. Use the accounting cancel/issue substitute option according to 1-FI when any of these situations apply:

- payee on an original CCC-184 is incorrect but payable amount is correct
- 1 or more CCC-184's in a printed batch needs to be reprinted
- CCC-184 is lost, stolen, or destroyed
- CCC-184 is expired.

**Note:** If the computer-generated CCC-184 numbers on CCC-184's do not match the preprinted CCC-184 numbers, see 1-FI, paragraph 233.

---

**D****When Not to Cancel Payables Through NAP Application Software**

Payables **shall not** be canceled from the NAP application software when either of the following situations apply:

- CCC-184 is not available (County Office does not have physical possession of CCC-184)
- direct deposit record has been queued or transmitted.

Once CCC-184 has been issued to the producer or the direct deposit record queued or transmitted, an overpayment or underpayment situation exists if the payable was incorrect. Maintain a copy of the Application for Payment with the notation that an overpayment has occurred. Forthcoming procedure and software will provide for processing the overpayment. Issue additional payment amounts if the producer was underpaid.--\*

---

Continued on the next page

**\*--1350 Canceling Erroneous Payables (Continued)**

**E**

**Examples of Payable Cancellation Situations**

The following table provides examples of when payables shall be canceled and which application should be used for the cancellation.

Situation	Action	
Something on CCC-576 was entered in the system incorrectly. CCC-184: <ul style="list-style-type: none"> <li>• was generated for the incorrect amount</li> <li>• has <b>not been</b> issued to the producer.</li> </ul>	Cancel the payable through the NAP application by: <ul style="list-style-type: none"> <li>• canceling all payables associated with CCC-184</li> <li>• correcting the situation that caused the incorrect payment to be issued</li> <li>• reissuing the payment through payment processing.</li> </ul>	
Something on CCC-576 was entered in the system incorrectly. CCC-184: <ul style="list-style-type: none"> <li>• was generated for the incorrect amount</li> <li>• <b>has been issued and mailed</b> to the producer.</li> </ul>	<b>Do not</b> cancel the payable. Correct the situation that caused the payment to be calculated incorrectly.	
	<b>IF the original CCC-184 resulted in the producer being...</b>	<b>THEN...</b>
	underpaid	issue an additional payment to the producer.
	overpaid	procedure and software will be forthcoming to process the overpayment.
CCC-184 was lost, stolen, or destroyed and notification has been received from KC-ITSDO that CCC-184 has not been negotiated.	Issue a substitute CCC-184 using the accounting cancel/issue substitute option according to 1-FI.	
CCC-184 has expired, but the statute of limitations has not elapsed.		

--\*

**\*--1351 Canceling Payables Through the NAP Payment Application**

---

**A**

**Introduction**

The NAP payment cancellation process has been developed to restrict the number of payables that are displayed on Cancel Screen MHACPA02. This:

- ensures that the correct payables are displayed for a requested producer
- reduces the possibility that the wrong payable will accidentally be canceled.

County Offices shall take extra caution to ensure that the correct payable is selected for cancellation according to paragraph 1340.

---

**B**

**How to Cancel Payables**

Use the following table to cancel erroneous payments that **have not been issued** to the producer.

**Reminder:** Do **not** cancel the payable if:

- CCC-184 has been mailed to the producer
- EFT has been queued or transmitted to the producer’s financial institution.

Step	Action	Result
1	Access Menu MHACP0 according to paragraph 1313.	
2	On Menu MHACP0, ENTER “2”, “Cancel Payables”, and PRESS “Enter”.	Screen MHACP007 will be displayed.

--\*

Continued on the next page

\*--1351 Canceling Payables Through the NAP Payment Application (Continued)

**B How to Cancel Payables (Continued)**

Step	Action	Result									
3	Screen MHACP007 is an informational warning screen reminding the user that the payable <b>shall not</b> be canceled if: <ul style="list-style-type: none"> <li>• CCC-184 has been mailed to the producer and is not available in the County Office</li> <li>• EFT has been transmitted to the producer’s financial institution.</li> </ul>										
	<table border="1"> <thead> <tr> <th data-bbox="380 653 669 688">IF the payable is...</th> <th data-bbox="669 653 1094 688">THEN...</th> <th data-bbox="1094 653 1489 688">Action</th> </tr> </thead> <tbody> <tr> <td data-bbox="380 688 669 764">available</td> <td data-bbox="669 688 1094 764">PRESS “Enter” to continue with the cancellation process.</td> <td data-bbox="1094 688 1489 764">Screen MHACPRT2 will be displayed.</td> </tr> <tr> <td data-bbox="380 764 669 840">not available</td> <td data-bbox="669 764 1094 840">PRESS “Cmd7”.</td> <td data-bbox="1094 764 1489 840">Menu MHACP0 will be redisplayed.</td> </tr> </tbody> </table>	IF the payable is...	THEN...	Action	available	PRESS “Enter” to continue with the cancellation process.	Screen MHACPRT2 will be displayed.	not available	PRESS “Cmd7”.	Menu MHACP0 will be redisplayed.	
IF the payable is...	THEN...	Action									
available	PRESS “Enter” to continue with the cancellation process.	Screen MHACPRT2 will be displayed.									
not available	PRESS “Cmd7”.	Menu MHACP0 will be redisplayed.									
4	On Screen MHACPRT2, enter the printer ID number and PRESS “Enter”.	Screen MHACPA02 will be displayed.									

--\*

1351 Canceling Payables Through the NAP Payment Application (Continued)

B How to Cancel Payables (Continued)

Step	Action	Result		
5	Screen MHACPA02 requires the user to enter specific data about the payable to be canceled. See paragraph 1352 for additional information on Screen MHACPA02.			
	<table border="1"> <tr> <th data-bbox="386 468 634 541">IF the user wants to...</th> <th data-bbox="634 468 1097 541">THEN on Screen MHACPA02...</th> </tr> </table>	IF the user wants to...	THEN on Screen MHACPA02...	
IF the user wants to...	THEN on Screen MHACPA02...			
	<table border="1"> <tr> <td data-bbox="386 541 634 1163">continue with the payable cancellation</td> <td data-bbox="634 541 1097 1163"> <ul style="list-style-type: none"> <li>• enter the following:                             <ul style="list-style-type: none"> <li>• * * * last 4-digits of the producer's ID number, or the producer's last name</li> <li>• transaction number for the "unit total" record associated with the payable to be canceled.</li> </ul> </li> </ul> <p><b>Note:</b> See paragraph 1406 for additional information on how payables are updated to the payment history file.</p> </td> </tr> </table>	continue with the payable cancellation	<ul style="list-style-type: none"> <li>• enter the following:                             <ul style="list-style-type: none"> <li>• * * * last 4-digits of the producer's ID number, or the producer's last name</li> <li>• transaction number for the "unit total" record associated with the payable to be canceled.</li> </ul> </li> </ul> <p><b>Note:</b> See paragraph 1406 for additional information on how payables are updated to the payment history file.</p>	<p>If there is an active payable on the payment history file that matches the criteria entered, Screen MHACOA01 will be displayed.</p> <p><b>Note:</b> If more than 1 producer is found on the name and address file that matches the criteria entered, Screen MACR04-01 will be displayed, allowing the user to select the desired producer.</p>
continue with the payable cancellation	<ul style="list-style-type: none"> <li>• enter the following:                             <ul style="list-style-type: none"> <li>• * * * last 4-digits of the producer's ID number, or the producer's last name</li> <li>• transaction number for the "unit total" record associated with the payable to be canceled.</li> </ul> </li> </ul> <p><b>Note:</b> See paragraph 1406 for additional information on how payables are updated to the payment history file.</p>			

end processing without canceling a payable	PRESS "Cmd3".
--	---------------

Menu MHACP0 will be redisplayed.

\*--1351 Canceling Payables Through the NAP Payment Application (Continued)

**B**  
**How to Cancel**  
**Payables**  
**(Continued)**

Step	Action	Result
6	Screen MHACOA01 provides the user with information about the payable being canceled, including: <ul style="list-style-type: none"> <li>• producer name, ID number, and type</li> <li>• transaction number for the payable being canceled</li> <li>• date the payable was issued</li> <li>• net payment amount.</li> </ul>	
	<b>IF the user wants to...</b>	<b>THEN on Screen MHACOA01...</b>
	cancel a payable associated with CCC-184	<ul style="list-style-type: none"> <li>• ENTER "X" in the "SEL" field next to the payable for cancellation</li> <li>• ENTER "N" to answer the question, "Has the payment been mailed or transmitted to the producer?"</li> </ul> <p><b>Reminder:</b> The payable <b>shall not</b> be canceled if the check is not available in the County Office.</p> <ul style="list-style-type: none"> <li>• PRESS "Cmd5" to cancel the payable.</li> </ul>
		A verification message will be displayed on Screen MHACOA01.  If the selections are correct, PRESS "Cmd5" again and Screen ANK52010 will be displayed.  <b>Warning:</b> When "Cmd5" is pressed again, user will not have another opportunity to end processing without canceling the payable.

--\*

Continued on the next page

**\*--1351 Canceling Payables Through the NAP Payment Application (Continued)**

**B  
How to Cancel  
Payables  
(Continued)**

Step	Action		Result
<p>6 (Cntd)</p>	<p><b>IF the user wants to...</b></p>	<p><b>THEN on Screen MHACOA01...</b></p>	
	<p>cancel an EFT payable</p>	<ul style="list-style-type: none"> <li>• ENTER "X" in the "SEL" field next to the payable for cancellation</li> <li>• ENTER "N" to answer the question, "Has the payment been mailed or transmitted to the producer?"</li> </ul> <p><b>Reminder:</b> The payable <b>shall not</b> be canceled if the EFT record has been transmitted.</p> <ul style="list-style-type: none"> <li>• PRESS "Cmd5" to cancel the payable.</li> </ul>	<p>A verification message will be displayed on Screen MHACOA01.</p> <p>If the selections are correct, PRESS "Cmd5" again and Screen ANK52040 will be displayed confirming that the payable has been deleted from the direct deposit file. PRESS "Enter" on Screen ABK53005 to print the producer transaction statement.</p> <p><b>Warning:</b> When "Cmd5" is pressed again, user will not have another opportunity to end processing without canceling the payable.</p> <p><b>Note:</b> Screen ANK52020 will be displayed if the selected payable has already been transmitted to the producer's financial institution. Follow 6-FI to establish the receivable.</p>
<p>end without canceling</p>	<p>PRESS "Cmd7".</p>		<p>Menu MHACP0 will be redisplayed.</p>

--\*

Continued on the next page



\*--1351 Canceling Payables Through the NAP Payment Application (Continued)

B How to Cancel Payables (Continued)

Step	Action	Result
7	Screen ANK52010 requires the user to specify whether or not CCC-184 is available. How this question is answered will determine whether receivables are or are not created. For fiscal tracking purposes, it is very <b>important</b> that this question be answered accurately.	
	<b>IF CCC-184 is...</b>	
	<b>THEN on Screen ANK52010...</b>  <ul style="list-style-type: none"> <li>• ENTER "Y" to answer the question, "Is the check to be canceled available?"</li> <li>• PRESS "Enter".</li> </ul>	Screen ANK53005 will be displayed. Follow 6-FI to complete the cancellation process.
	<ul style="list-style-type: none"> <li>• ENTER "N" to answer the question, "Is the check to be canceled available?"</li> <li>• PRESS "Enter".</li> </ul>	Screen ANK52020 will be displayed. Follow 6-FI to properly establish the receivable.

--\*

\*--1352 Cancellation Screen MHACPA02

A Example of Screen MHACPA02

NAP payments can only be canceled if both of the following are entered on Screen MHACPA02:

- producer identification, by entering either of the following:
  - \* \* \*
  - the producer’s last name
  - last 4-digits of the producer’s ID number
- transaction number associated with the “unit total” payable issued to the identified producer.

**Note:** See paragraph 1406 for additional information on the PPH print and how “unit total” records can be identified.

The payment cancellation process has been developed to restrict the number of payables displayed on Screen MHACPA02. This:

- ensures that the correct payables are displayed for a requested producer
- reduces the possibility that the wrong payable will accidentally be canceled.

The following is an example of Screen MHACPA02.

\*--

MHACPA	107-TULARE	SELECTION	MHACPA02
2001 NAP Cancel Screen		Version: AE36	01-14-2002 16:28 Term E0
Enter Producer Last Four Digits of ID:			
OR	Producer Last Name (Enter Partial Name To Do An Inquiry)		
AND	Transaction Number		
Cmd3=Previous Menu	Enter=Continue		

--\*

1352 Cancellation Screen MHACPA02 (Continued)

**B Error Messages**

The following describes error messages that may be displayed on Screen MHACPA02 when processing payments.

**Recommendation:** The PPH print includes all payables issued to the producer with the transaction number for each payable. It is recommended that the County Office use the PPH print to verify the payable to be canceled.

<b>IF the following message is displayed...</b>	<b>THEN...</b>	<b>Action</b>
"Enter * * * Last 4 of ID or Last Name AND Transaction Num."	"Enter" was pressed without selecting a producer and transaction number on Screen MHACPA02.	Select a specific producer and enter the associated transaction number for the payable to be canceled.
"Transaction Number Must be Entered."	a producer ID number was entered, but the "transaction number" field was left blank.	Enter the associated transaction number for the payable to be canceled.
"Total Record NOT Found on Payment History for Selected Transaction Number."	a valid transaction number was entered for a payable associated with the producer, however the transaction number entered is not for the "unit total" record.	Enter the transaction number associated with the record for the "unit total" payable to be canceled. Refer to PPH to determine transaction numbers.  <b>Note:</b> See paragraph 1406 for additional information on the data printed on PPH.
"Producer Does Not Have an Active Record on the Payment History File."	a valid producer was selected, but there are no records on the payment history file associated with the selected producer.	Ensure that the correct ID number is entered or select the producer by entering the producer's last name.

1352 Cancellation Screen MHACPA02 (Continued)

B Error Messages (Continued)

IF the following message is displayed...	THEN...	Action
“Invalid Transaction Number for Selected Producer.”	a valid producer was selected and there are records on the payment history file associated with the producer, but the transaction number entered does not match the transaction number for any payable associated with the producer.	Enter the transaction number associated with the record for the “unit total” payable. Refer to PPH to determine transaction numbers.  <b>Note:</b> See paragraph 1406 for additional information on the data printed on PPH.
“Invalid ID Number - Please Try Again.”	an ID number was entered that is not on the name and address file.	Ensure that the correct ID number is entered or select the producer by entering the producer’s last name.
“No Producer Selected - Please Try Again.”	the last 4-digits of an ID number was entered, but a match was not found on the name and address file.	Ensure that the correct last 4-digits of the ID number are entered or select the producer by entering the producer’s last name.
*** “Entry Must Be Blank When Entering Last 4 of Producer ID.”	an entry was recorded in more than 1 producer selection field.	Enter producer selection data in only 1 field.
“Selected Producer ID or Range of Producer ID’s conflicts with the Producer ID or Range of Producer’s ID on Workstation XX.”	cancellation for the producer is being processed on another workstation.	PRESS “Enter” to terminate the request.

**\*--1353 Payable Cancellation Screen MHACOA01**

**A  
Example of  
Screen  
MHACOA01**

After a payable has been selected on Cancel Screen MHACPA02, Screen MHACOA01 will:

- be displayed
- display data from the payment history file to allow the user to verify the correct payable has been selected.

The following information is displayed on Screen MHACOA01:

- producer name, ID number, and ID type
- transaction number for the “unit total” record
- payment issue date
- net payment amount.

**Note:** Since the payable was selected by entering the transaction number on Screen MHACPA02, only 1 payable will be displayed for cancellation on Screen MHACOA01.

The following is an example of Screen MHACOA01.

```

MHACOA                107-Tulare                SELECT      MHACOA01
2001 NAP Cancel Screen          Version: AD67  01-14-2002  12:51      Term E0
-----
                SELECT PAYABLE FOR CANCELLATION
-----
Enter 'X' in the SEL column to select a payable for cancellation

Producer Name:      John Doe                Producer ID:      123456789 S
Transaction Number: W123456789

SEL      Issue Date      Net Payment
  _      01-14-2002      $100,000

Has the payment been mailed or transmitted to the producer?  _

Cmd5=Update      Cmd7=End
    
```

--\*

Continued on the next page

\*--1353 Payable Cancellation Screen MHACOA01 (Continued)

A

**Example of  
Screen  
MHACOA01  
(Continued)**

The following fields require entry on Screen MHACOA01.

Field	Description/Action	
SEL	Allows the user to select the payable to be canceled. ENTER "X" next to the payable to be canceled.	
<p>Has the payment been mailed or transmitted to the producer?</p> <p><b>Note:</b> Answering this question may not affect whether receivables are created when the cancellation is complete.</p>	ENTER "Y" or "N".	
	<b>IF...</b>	<b>THEN...</b>
	"N" was entered, this indicates the payment is in the County Office or the EFT has not been transmitted	the message, "If Selection is correct, PRESS 'CMD5' to verify", will be displayed.
"Y" was entered, this indicates the payment has been issued to the producer	the informational message, "Receivables may be created if the user presses 'Cmd5' to continue", will be displayed. This is the last opportunity to exit without canceling.	

--\*

Continued on the next page

1353 Payable Cancellation Screen MHACOA01 (Continued)

**B**

**Error Messages on Screen MHACOA01**

The following table describes the error messages that may be displayed on Screen MHACOA01 and the action that shall be taken.

IF the following message is displayed...	THEN...	Action
"Invalid Response."	something other than "X" was entered in the "SEL" field	ENTER "X" to select the payable for cancellation.
	something other than "Y" or "N" was entered in the "Has the payment been mailed or transmitted to the producer?" field	ENTER "Y" or "N".
"If Selection is correct, PRESS 'Cmd5' to verify."	the payable was selected for cancellation and required field entries have been entered.	<p>Do either of the following:</p> <ul style="list-style-type: none"> <li>• if the selected payable is correct, PRESS "Cmd5" again to complete the cancellation</li> <li>• if the selected payable is <b>not</b> correct, PRESS "Cmd7" to end processing.</li> </ul> <p><b>Warning:</b> After "Cmd5" is pressed, user will not have another opportunity to end processing without canceling the payable.</p>

**\*--1354 Canceling NAP Payment Process**

---

**A  
Overview**

Paragraphs 1321 through 1323 provide procedure for the NAP payment process and steps to be taken during system processing. Automated software is working correctly; however, a problem results when users cancel the payment process from the system console.

---

**B  
Payment  
Processing**

Paragraph 1323 specifically refers to Batch Check and Printing Control Screen MHACPN01. This screen shows that payables have been sorted into 3 categories of “B” for batch, “A” for assignment, and “O” for online. Also, the Pending Payment Register and Nonpayment Register are sent to the printer. At this point in processing, some users are choosing to cancel the payment process from the system console.

The payment process should **not** be canceled once processing has begun. As a result of canceling the payment process:

- the payment data for all “B”, “A”, and “O” batches is left behind on the system in such a way that the data can no longer go through the accounting process
- there is no way to complete issuing payments to producers in those payment batches as the system is designed to continue processing a properly suspended payment batch only
- producers will not be issued a NAP payment
- County Offices will require assistance from the National Help Desk if a NAP payment process has been erroneously canceled.--\*

---

Continued on the next page



**\*--1354 Canceling NAP Payment Process (Continued)**

---

**C**

**Identifying an  
Erroneously  
Canceled  
Payment Process**

County Offices can recognize the problem in 1 of 2 ways.

- A single producer is selected for processing on NAP Selection Screen MHACPA01. If that producer was involved in a previously canceled payment batch, the payment screens will display as if a payment is being calculated, but will return the user to NAP Selection Screen MHACPA01 without displaying Batch Check and Printing Control Screen MHACPN01.
- After running a payment batch, any producer involved in the previously canceled payment batch will not be listed on either the pending or nonpayment register.

The National Help Desk should be contacted if a NAP payment has been erroneously canceled.--\*

---

**1355-1364 (Reserved)**



**\*--Section 4 Overpayment Processing****1365 General Overpayment Provisions****A Introduction**

The NAP payment process is an integrated process that reads a wide range of files to determine whether payments issued to a producer were earned in full or in part.

The process for determining overpayments is similar to the process for computing payments. See paragraph 1314 for additional information on the process for computing payment amounts.

**B Running the Overpayment Process**

Overpayments may be calculated at any time by 1 of the following methods:

- specific producer
- all producers
- randomly selected producers.

However, the system will force an “ALL” process to be run every 60 calendar days. If it has been 60 calendar days since the last “ALL” overpayment batch has been run, the following message will be displayed, “The Overpayment File is more than 60 calendar days old. All overpayments must be run; do you want to run an all overpayment cycle at this time? ENTER ‘Y’ to run the all cycle or ‘N’ to end this process.”

**Note:** An “ALL” overpayment batch must be completed the first time option 1, “Compute Overpayment”, on Menu MHACO2 is accessed.

If this message is received, overpayments may not be processed by a single producer or by randomly selected producers until the “ALL” batch has been completed.

**Note:** Each time the overpayment process is run, the previous overpayment file will be deleted.--\*

**1365 General Overpayment Provisions (Continued)****C Required Processing**

Overpayments shall be calculated for all producers at least once every 60 calendar days to ensure that:

- producers are timely notified of overpayments
- the finality rule will not apply.

**D Collecting Overpayments**

County Offices shall take necessary action to collect overpayments **immediately** upon determining that a legitimate overpayment exists. Before an overpayment is transferred to CRS, County Offices shall:

- verify the debt is actually owed to CCC
- correct the condition causing the overpayment if the overpayment is not legitimate.

**E Overpayment Less Than \$35**

For overpayment amounts less than \$35, County Offices shall transfer the overpayment to CRS according to this section. If the receivable amount is:

- less than \$10, follow 67-FI to perform a small balance write-off
- \$10 or greater but less than \$35, notify the producer of the debt according to 67-FI. If the debt is not repaid within 60 calendar days, transfer the receivable to the claims system according to 67-FI. Process the claim according to 64-FI.

**\*--F NAP Overpayment Processing for Crop Years 2001 Through 2007**

The NAP overpayment menu option for crop years 2001 through 2007 was disabled at the same time as the NAP payment software for the same crop years. If an overpayment is determined for a 2001 through 2007 NAP payment, County Offices must establish a--\* manual receivable using the Common Receivables Function in the Accounting application. County Offices shall follow instructions in 67-FI to establish the manual receivable.

**1366 Charging Interest**

**A Introduction**

\*--Program interest shall be charged on all NAP overpayments to producers when COC has determined fraud, scheme, or device for the producer.

**B When Program Interest Applies**

A producer will be charged program interest if COC determines that the producer did either of the following:

- fraudulently represented any act affecting a determination
- knowingly adopted a scheme or device that tends to defeat the purposes of the program.

Program interest for ineligible producers shall be charged from the date of disbursement. The system will compute this interest. See subparagraph 1379 B.--\*

**\*--1367 Debt Basis Codes**

**A Introduction**

The debt basis code is the code transferred to CRS that identifies the reason for the debt. The system will default to the appropriate code coinciding with the message printed on the overpayment register. Under certain conditions, the displayed debt basis code may be changed. However, it is important that the debt basis code transferred to CRS is correct to track all overpayments.

**B Overpayments Found as Result of Audits**

If an overpayment is discovered as the result of an audit, the first 2 digits of the debt basis code must be changed to "19". The system will then require that the audit number that identified the overpayment be entered in the "Audit No." field.--\*

1367 Debt Basis Codes (Continued)

C Allowable Basis Codes

The appropriate debt basis code will be displayed on Screen MHACOF01; however, in some cases the code displayed should be changed to \* \* \* “10-423” for fraud, scheme, or device.

This table identifies the system-displayed debt basis codes and specifies whether the code can be changed.

<b>IF the overpayment message is...</b>	<b>THEN the system will default the basis code to...</b>	<b>AND the debt basis code...</b>
NAP Non-Compliance Flag in ST XX CTY XXX is Invalid	10-421	*--can be changed to 10-423.--*
Payment Limitation Exceeded	10-426	
Multiple Invalid Eligibility Flags	10-427	
6-CP Flag in ST XX CTY XXX is Invalid		
Controlled Substance Flag in ST XX CTY XXX is Invalid		
Gross Revenue Flag in ST XX CTY XXX is Invalid		
Member Does Not Meet Gross Revenue Requirement		
Person Determination Flag in ST XX CTY XXX is Invalid		
AD-1026 Flag in ST XX CTY XXX is Invalid		
NAP Gross Income Flag in ST XX CTY XXX is Invalid		
No Eligibility Record on File		
Prior Payments Exceed Current Payments	10-428	
Found on Payment History Only	10-429	

1368-1370 (Reserved)





**1371 Accessing Overpayment Software**

**A Accessing Menu MHACO2**

Access overpayment processing for NAP according to this table.

Step	Menu	Action
1	FAX250	ENTER "3" or "4", "Application Processing", as applicable.
2	FAX09002	If option 4 was selected on Menu FAX250, then select the appropriate county.
3	FAX07001	*--ENTER "11", "PFC/DCP/Compliance".--*
4	M00000	ENTER "1", "NAP and Disaster".
5	MH0000	ENTER, "2", "Non-insured Assistance Program".
6	MHB0YR	Enter appropriate Crop Year for processing.
7	MHB000	ENTER, "6", "Payment Processing".
8	MHACPO	ENTER, "3", "Overpayment Processing".

**B Example of Menu MHACO2**

This is an example of Menu MHACO2.

```

COMMAND                                MHACO2                                E1
2001 NAP Overpayment Processing Menu
-----
      1. Compute Overpayments
      2. Reprint Overpayment Register
      3. Transfer Overpayments to CRS
      4. Cancel Overpayments

      8. Continue Suspended Overpayment Batch

      20. Return to Application Primary Menu
      21. Return to Application Selection Screen
      22. Return to Office Selection Screen
      23. Return to Primary Selection Menu
      24. Sign off

Cmd3=Previous Menu

Enter option and press "Enter".
    
```

1372 Computing Overpayments

A Processing Overpayments

County Offices shall compute overpayments according to the following.

Step	Action	Result	
1	Access Menu MHACO2 according to paragraph 1371.		
2	ENTER "1", "Compute Overpayments", and PRESS "Enter".	Screen MHACPRT2 will be displayed.	
3	Screen MHACPRT2 allows the user the select the printer where the overpayment register should be sent after overpayments have been computed. <ul style="list-style-type: none"> <li>• Enter the printer ID number.</li> <li>• PRESS "Enter".</li> </ul>	Screen MHACPA01 will be displayed.	
4	Screen MHACPA01 provides users with several options for processing overpayments. Select either specific producers or all producers according to the following.		
	<b>Selection</b>	<b>Action</b>	<b>Result</b>
	Process overpayments for all producers.	*--ENTER "ALL" in the "Enter 'All' for All Producers" field,--* and PRESS "Enter".	The overpayment process will run for all producers on the payment history file to determine which producers are overpaid.
	Process overpayments for a selected producer.	Enter 1 of the following, and PRESS "Enter": * * * <ul style="list-style-type: none"> <li>• last 4 digits of the producer's ID number in the "Producer Last Four Digits of ID" field</li> <li>• producer's last name in the "Producer Last Name" field.</li> </ul> *--Note: A partial name may be entered to perform an inquiry.--*	If the selected producer is on the payment history file, the overpayment process will run for the selected producer to determine whether the producer is overpaid.  <b>Note:</b> If more than 1 producer is found on the name and address file matching the criteria entered, Screen MACR04-01 will be displayed to allow the user to select the desired producer.
	* * *	* * *	* * *
5	After the overpayment computation process has completed: <ul style="list-style-type: none"> <li>• Menu MHACO2 will be redisplayed</li> <li>• the overpayment register will be sent to the printer selected in step 3.</li> </ul>		

**\*--1372 Computing Overpayments (Continued)**

**B**

**Error Messages** This table lists messages that may be displayed while computing overpayments.

Message	Reason for Message	County Office Action	
		IF the...	THEN...
“Invalid ID Number - Please Try Again.”	The producer selected is not on the payment history file.	correct producer was selected	no action is necessary because: <ul style="list-style-type: none"> <li>• the producer has not been issued a payment</li> <li>• the producer is not overpaid.</li> </ul>
		incorrect producer was selected	re-enter the correct producer selection criteria.
“The Overpayment File is more than 60 calendar days old. All overpayments must be run; do you want to run an all overpayment cycle at this time? ENTER ‘Y’ to run the cycle or ‘N’ to end this process.”	An “ALL” overpayment batch has not been run in the last 60 calendar days, and the user is trying to process a producer or selected producers.	An “ALL” overpayment batch must be completed before overpayments can be processed for a specific producer or selected producers.	
“The overpayment process is currently being processed on another workstation. Please try again after the process has completed. PRESS “Enter” to terminate this request.”	The overpayment process can only be accessed from one workstation at a time.	Access the overpayment process after the current overpayment job is completed from the other terminal.	
“There is a suspended overpayment batch on workstation XX. The suspended batch needs to be processed before continuing this option. PRESS “Enter” to terminate this request.”	A batch of overpayment records has been suspended. These records must be processed and completed before another batch can be started.	Process the suspended batch from the terminal they were suspended on.	

--\*

**\*--1373 Transferring Overpayment Amount to CRS**

---

**A**

**Action Required Before Establishing Receivables**

Before any overpayment is transferred to CRS, County Offices shall verify that the overpayment amount listed on the overpayment register is actually a debt due by the producer. If it is determined that the overpayment is **not** a legitimate overpayment, County Offices shall correct conditions causing the producer to be erroneously listed on the overpayment register. This will ensure that the overpayment is not inadvertently transferred to CRS.

---

**B**

**Transferring Amount to CRS**

Once it has been determined that the producer is actually overpaid and that a receivable should be established, County Offices shall follow the steps in this table to transfer the overpayment to CRS.

Step	Action	Result
1	Access Menu MHACO2 according to paragraph 1371.	
2	ENTER "3", "Transfer Overpayments to CRS", and PRESS "Enter".	Screen MHACPA01 will be displayed.  <b>Note:</b> The message, "No Overpayments To Be Selected", will be displayed if there are not any calculated overpayments on the overpayment file.

--\*

Continued on the next page

1373 Transferring Overpayment Amounts to CRS (Continued)

B Transferring Amounts to CRS (Continued)

Step	Action	Result								
3	Screen MHACPA01 provides users with several options for selecting which overpayment amounts listed on the overpayment register should be transferred to CRS. Select either specific producers or all producers according to the following.									
	<table border="1"> <thead> <tr> <th data-bbox="378 428 618 464">Selection</th> <th data-bbox="618 428 1065 464">Action</th> </tr> </thead> <tbody> <tr> <td data-bbox="378 464 618 653">Display all producers listed on the overpayment register.</td> <td data-bbox="618 464 1065 653">ENTER "ALL" in the "Enter *--'All' for All Producers"--* field, and PRESS "Enter".</td> </tr> <tr> <td data-bbox="378 653 618 1276">Display a selected producer listed on the overpayment register.</td> <td data-bbox="618 653 1065 1276">                     Enter 1 of the following, and PRESS "Enter":                      * * *  <ul style="list-style-type: none"> <li>• last 4-digits of the producer's ID number in the "Producer Last Four Digits of ID" field</li> <li>• producer's last name in the "Producer Last Name" field.</li> </ul>                     *--<b>Note:</b> A partial name may be entered to perform an inquiry.--*                       PRESS "Enter".                 </td> </tr> <tr> <td data-bbox="378 1276 618 1316">* * *</td> <td data-bbox="618 1276 1065 1316">* * *</td> </tr> </tbody> </table>	Selection	Action	Display all producers listed on the overpayment register.	ENTER "ALL" in the "Enter *--'All' for All Producers"--* field, and PRESS "Enter".	Display a selected producer listed on the overpayment register.	Enter 1 of the following, and PRESS "Enter": * * * <ul style="list-style-type: none"> <li>• last 4-digits of the producer's ID number in the "Producer Last Four Digits of ID" field</li> <li>• producer's last name in the "Producer Last Name" field.</li> </ul> *-- <b>Note:</b> A partial name may be entered to perform an inquiry.--*  PRESS "Enter".	* * *	* * *	
Selection	Action									
Display all producers listed on the overpayment register.	ENTER "ALL" in the "Enter *--'All' for All Producers"--* field, and PRESS "Enter".									
Display a selected producer listed on the overpayment register.	Enter 1 of the following, and PRESS "Enter": * * * <ul style="list-style-type: none"> <li>• last 4-digits of the producer's ID number in the "Producer Last Four Digits of ID" field</li> <li>• producer's last name in the "Producer Last Name" field.</li> </ul> *-- <b>Note:</b> A partial name may be entered to perform an inquiry.--*  PRESS "Enter".									
* * *	* * *									
		All producers listed on the most recently computed overpayment register will be displayed on Screen MHACOE02.								
		Screen MHACOE02 will be displayed with general information about all overpayments for the selected producer.  <b>Note:</b> If more than 1 producer is found on the name and address file matching the criteria entered, Screen MACR04-01 will be displayed to allow the user to select the desired producer.								
		* * *								

\*--1373 Transferring Overpayment Amounts to CRS (Continued)

B Transferring Amounts to CRS (Continued)

Step	Action	Result
4	Screen MHACOE02 allows users to select exactly which overpayments should be transferred to CRS.	
	<p><b>IF the user wants to...</b></p>	
	<p><b>THEN...</b></p> <ul style="list-style-type: none"> <li>• ENTER "X" in the "Sel" column next to each overpayment that should be transferred to CRS</li> <li>• PRESS "Cmd5".</li> </ul> <p><b>Note:</b> If more than 9 overpayment records exist for the producers selected on Screen MHACOE02, the roll keys should be used to scroll through the list until all overpayment amounts are selected.</p>	<p>Screen MHACOF01 will be displayed for each overpayment amount selected for transfer to CRS.</p> <p><b>Note:</b> If the producer is a joint operation, Screen MHACOF01 will be displayed for:</p> <ul style="list-style-type: none"> <li>• each member of the joint operation that has an overpayment condition</li> <li>• the joint operation</li> </ul>
	end the process without transferring the overpayment to CRS	PRESS "Cmd7". Menu MHACO2 will be redisplayed.

--\*

\*--1373 Transferring Overpayment Amounts to CRS (Continued)

**B**  
**Transferring**  
**Amounts to CRS**  
**(Continued)**

Step	Action	Result	
5	Screen MHACOF01 will be displayed for each selected overpayment. Users have the option of: <ul style="list-style-type: none"> <li>• skipping the overpayment without transferring it to CRS</li> <li>• transferring the calculated data to CRS as is</li> <li>• adjusting the data displayed for the overpayment before the data is transferred to CRS.</li> </ul> <p><b>Note:</b> Depending on the type of overpayment, County Offices can adjust some of the data displayed on Screen MHACOF01 according to paragraph 1379.</p>		
<b>IF the user wants to...</b>		<b>THEN...</b>	
transfer the data to CRS as it is displayed	PRESS "Enter" to display the next overpayment record.	<b>IF...</b>	<b>THEN...</b>
		there are additional overpayment records that were selected on Screen MHACOE02	Screen MHACOF01 will be redisplayed each time "Enter" is pressed.
		all overpayment records have been processed.	<ul style="list-style-type: none"> <li>• PRESS "Cmd5" to transfer the overpayment to CRS</li> <li>• Screen MHACON01 will be displayed.</li> </ul>
adjust the data before transferring the overpayment to CRS	<ul style="list-style-type: none"> <li>• adjust the data according to paragraph 1379</li> <li>• PRESS "Enter" to display the next overpayment record.</li> </ul>	there are additional overpayment records that were selected on Screen MHACOE02	Screen MHACOF01 will be redisplayed each time "Enter" is pressed.
		all overpayment records have been processed.	<ul style="list-style-type: none"> <li>• PRESS "Cmd5" to transfer the overpayment to CRS</li> <li>• Screen MHACON01 will be displayed.</li> </ul>
skip the displayed overpayment record	PRESS "Cmd2".	Screen MHACOF01 will be redisplayed with data for the next overpayment record.	
end the process without transferring any overpayments to CRS	PRESS "Cmd7".	Menu MHACO2 will be redisplayed.	

--\*

Continued on the next page

**\*--1373 Transferring Overpayment Amounts to CRS (Continued)**

**B  
Transferring  
Amounts to CRS  
(Continued)**

Step	Action	Result	
6	Screen MHACON01 will be displayed for the overpayments processed on Screen MHACOF01. Overpayments are sorted into the "B" and "O" overpayment batches. See paragraph 1380 for a complete description of the payment batches.  On Screen MHACON01, do either of the following.		
	<b>IF the user wants to...</b>	<b>THEN ENTER...</b>	
	complete the overpayment transfer process for either of the payment batches	"Y" next to the overpayment batch to be processed.  <b>Note:</b> The entire batch must be completed before the next payment batch can be processed.	The payables are passed through the accounting interface for processing. Complete the overpayment process and print the notification letter according to 67-FI.
suspend the overpayment batch for later processing	"N" next to any of the overpayment batches.	Menu MHACO2 will be redisplayed.	

--\*

**1374-1376 (Reserved)**



\*--1377 Overpayment Selection Screen MHACPA01

A Example of Screen MHACPA01

Overpayments can only be processed by producer. Overpayments cannot be processed by unit number or crop. However, a variety of options have been developed to provide flexibility in overpayment processing. Overpayments can be processed for:

- all producers
- a specific producer by entering \* \* \* the producer's last name or the last 4-digits of the producer's ID number.

\* \* \*

This is an example of Screen MHACPA01:

**Note:** Screen MHACPA01 is used in processing to:

- compute overpayments
- transfer overpayments to CRS.

\*--

```

MHACPA              107-TULARE              SELECTION          MHACPA01
200X NAP Selection Screen              Version: AE39      04-02-2002  09:56  Term E0
-----
Enter 'ALL' For All Producers

OR   Producer Last Four Digits of ID:

OR   Producer Last Name
      (Enter Partial Name To Do An Inquiry)

Enter=Continue  Cmd3=Previous Menu

```

--\*

\*--1377 Overpayment Selection Screen MHACPA01

**B Error Messages**

This table describes the error messages that may be displayed on Screen MHACPA01.

<b>Error Message</b>	<b>Explanation</b>	<b>Action</b>
“Must Enter Producer ID and Type, Last Name, Last 4 or Random Selection.”	“Enter” was pressed without selecting a producer on Screen MHACPA01.	Select a specific producer, select all producers, or ENTER “X” to randomly select producers.
“Invalid Producer ID Type.”	An ID number was entered, but the ID type: <ul style="list-style-type: none"> <li>• was not entered</li> <li>• entered does not match the ID type on the name and address file.</li> </ul>	Ensure that the ID type entered matches the ID type for the selected producer ID number.
“Invalid ID number - Please Try Again.”	An ID number was entered that is not on the name and address file.	Ensure the correct ID number is entered or select the producer by entering the producer’s last name.
“No Producer Selected - Please Try Again.”	The last 4 digits of an ID number were entered, but a match was not found on the name and address file.	Ensure that the correct last 4 digits of the ID number are entered or select the producer by entering the producer’s last name.
“Enter ‘X’ to Randomly Select Producers.”	Something other than “X” was entered in the “Randomly Select Producers” field.	Ensure that an “X” has been entered.
<ul style="list-style-type: none"> <li>• “Entry Must Be Blank When Entering a Producer ID and Type.”</li> <li>• “Entry Must Be Blank When Entering Last 4 of Producer ID.”</li> <li>• “Entry Must Be Blank When Entering a Producer Last Name.”</li> </ul>	An entry was recorded in more than 1 producer selection field.	Enter producer selection data in only 1 field.

--\*

\*--1378 Overpayment Transfer Selection Screen MHACOE02

**A**  
**Example of**  
**Screen**  
**MHACOE02**

After producers with overpayments have been selected on Screen MHACPA01, all overpayment records for the selected producers will be displayed on Screen MHACOE02. General data applicable to the overpayment will be displayed, including:

- producers name, ID number, and ID type
- abbreviated crop name and crop type

**Note:** Unit, crop name, and crop type will not display if the overpayment is the result of payment issued exceeding the producer's payment limitation.

- net overpayment amount.

**Note:** If a member of a joint operation is listed on the overpayment register, the joint operation will be listed on Screen MHACOE02. The overpayment data for the member will not be displayed until Screen MHACOF01 is displayed.

This is an example of Screen MHACOE02.

```

MHACOE                107-TULARE                CONTROL          MHACOE02
2001 Overpayments          Version: AE39 04-02-2002 10:31 TERM E0
-----
Enter an 'X' in the SEL column to select producer for overpayment processing

SEL Producer name          Producer ID   Unit  Crop  Crop Plt  Overpayment
                           and Type      7    APPLE COM 01      Amount
A JOHNSON                  123-45-6789 S

Cmd5=Update  Cmd7=End
    
```

Continued on the next page

**\*--1378 Overpayment Transfer Selection Screen MHACOE02 (Continued)**

**B  
Selecting  
Overpayments  
To Be  
Transferred to  
CRS**

Overpayment amounts computed for selected producers will be displayed on Screen MHACOE02. Select each overpayment record that should be transferred to CRS by entering “X” in the “SEL” field.

**Note:** Only select overpayment records that have been verified as a true debt. Do **not** select any overpayment record that should not be sent to CRS.

If there are more than 9 overpayment records for producers selected on Screen MHACPA01, use the roll keys to scroll through the producers displayed on Screen MHACOE02 to “indicate” the records that should be transferred. ENTER “X” in the “SEL” field next to each overpayment that should be transferred to CRS.

When all overpayments have been “indicated”, PRESS “Cmd5” to continue the CRS transfer process.

**Note:** None of the data displayed on Screen MHACOE02 can be modified.

**C  
Error Messages**

This table describes the error messages that may be displayed on Screen MHACOE02.

Error Message	Explanation	Action	
“Invalid Response - Only Cmd5 and Cmd7 are allowed.”	Something other than “Cmd5” or “Cmd7” was pressed.	<b>IF all overpayment records...</b>	<b>THEN...</b>
		have been “marked” for transfer	PRESS “Cmd5” to continue with the transfer process.
		have <b>not</b> been “marked” for transfer	<ul style="list-style-type: none"> <li>• place “X” in the “SEL” field next to each overpayment that should be transferred to CRS</li> <li>• PRESS “Cmd5” to continue with the transfer process.</li> </ul>
“Invalid Response - Enter ‘X’ to Select Overpayment.”	Something other than “X” was entered in the “SEL” field.		

--\*

\*--1379 Overpayment Transfer Confirmation Screen MHACOF01 (Continued)

**A**

**Example of  
Screen  
MHACOF01**

After overpayments have been selected for transfer, Screen MHACOF01 will be displayed for:

- each selected overpayment record
- members of joint operations.

County Offices are allowed to adjust overpayment data on Screen MHACOF01 before transferring the overpayment to CRS. See subparagraph B for additional information on which fields can be adjusted.

**Important:** Adjust overpayment data Screen MHACOF01 before transferring the overpayment to CRS. The data cannot be adjusted after it is updated in CRS.

This is an example of Screen MHACOF01.

```

MHACOF              107-TULARE              Selection    MHACOF01
2001 NAP Overpayments              Version: AE39  04-02-2002 15:07 TERM E0
-----
Producer ID/Name    123-45-6789 S    A JOHNSON
Member ID/Name
Unit 0000007  Crop APPLE  Type COM  Plt Period 01
Basis Code 10427

Overpayment Amount:          237

Interest Start Date          Interest Rate
_____                      _____

Cmd7=End  Cmd5=Transfer Selected Records
Cmd2=Skip this Payment                               Enter=Continue

```

--\*

Continued on the next page

\*--1379 **Overpayment Transfer Confirmation Screen MHACOF01 (Continued)**

**B**

**Fields on Screen  
MHACOF01**

This table describes the fields on Screen MHACOF01 and provides an explanation of the information displayed. County Offices are allowed to adjust or modify certain data depending on the type of overpayment that exists.

Field	Information Displayed	What Can Be Changed
Producer ID/Name	The producer's or entity's: <ul style="list-style-type: none"> <li>• ID number and type</li> <li>• name.</li> </ul>	
Member ID/Name	If the entity is a joint operation, the member's: <ul style="list-style-type: none"> <li>• ID number and type</li> <li>• name.</li> </ul>	
Unit	The unit associated with the overpayment.  <b>Note:</b> A unit will not be displayed if the overpayment results from payment limitation being exceeded.	
Crop	The abbreviated crop name associated with the overpayment.  <b>Note:</b> An abbreviated crop name will not be displayed if the overpayment results from payment limitation being exceeded.	
Type	The abbreviated crop type associated with the overpayment.  <b>Note:</b> An abbreviated crop name will not be displayed if the overpayment results from: <ul style="list-style-type: none"> <li>• payment for a crop that does not have a crop type</li> <li>• payment limitation being exceeded.</li> </ul>	
Plt Period	Planting period associated with the overpayment.  <b>Note:</b> A planting period will not be displayed if the overpayment results from payment limitation being exceeded.	

--\*

Continued on the next page

**\*--1379 Overpayment Transfer Confirmation Screen MHACOF01 (Continued)**

**B  
Fields on Screen  
MHACOF01  
(Continued)**

Field	Information Displayed	What Can Be Changed
Basis Code	The basis code associated with the overpayment.	<p>The basis code will be displayed based on the reason for the overpayment. Only certain debt basis codes can be changed. See paragraph 1367 for additional information on debt basis codes.</p> <p><b>Note:</b> The debt basis code cannot be changed for members of joint operations. If the debt basis code should be changed, change the debt basis code displayed on the joint operation record.</p>
Audit No.		If the debt basis code is changed to one that begins with "19", the "Audit No." field will be displayed so the audit number that identified the overpayment can be entered.
Overpayment Amount	The amount of the overpayment.	The crop amount may be reduced or increased. If the amount is changed, a reason code must be entered.
Pay Limit Amount	<p>All amounts will be displayed in the "Overpayment Amount" field except those resulting from a payment limitation overpayment.</p> <p><b>Note:</b> Only the applicable field will be displayed.</p>	<p><b>Note:</b> The amount cannot be adjusted if the record displayed is for a joint operation. If the amount should be adjusted, adjust the applicable member's record.</p>

--\*

Continued on the next page

1379 Overpayment Transfer Confirmation Screen MHACOF01 (Continued)

**B**  
**Fields on Screen**  
**MHACOF01**  
**(Continued)**

Field	Information Displayed	What Can Be Changed
Interest Start Date		An entry is required in this field if the debt basis code *--is 10-423 or 19-423. The interest start date should be the date of the original NAP disbursement.
Interest Rate		<p>An entry is required in this field if the debt basis code is 10-423 or 19-423. The interest rate:--*</p> <ul style="list-style-type: none"> <li>• must be greater than 0 and less than 25.001</li> <li>• should be the applicable late payment interest rate in effect on the date the original payment was disbursed. See 50-FI for interest rates.</li> </ul>

Continued on the next page



**\*--1379 Overpayment Transfer Confirmation Screen MHACOF01 (Continued)**

**C**

**Error Messages** This table describes the error messages that may be displayed on Screen MHACOF01.

<b>Error Message</b>	<b>Explanation</b>	<b>Action</b>
“Invalid Entry - Basis Code Must be Entered.”	The displayed debt basis code was removed and a valid debt basis code was not entered.	Enter a valid debt basis code. See paragraph 1367 for additional information on valid debt basis codes.
“Invalid Basis Code - Please Re-enter.”	The displayed debt basis code was changed to an invalid debt basis code.	
“Interest Start Date & Interest Rate Required for This Debt Basis Code.”	An interest start date and/or interest rate were not entered.	Enter the following: <ul style="list-style-type: none"> <li>• date the payment was originally issued</li> <li>• interest rate in effect on the date the payment was issued.</li> </ul>
“Interest Rate Required for This Debt Basis Code.”	An interest start date was entered, but an interest rate was not entered.	Enter interest rate in effect on the date the payment was issued.
“Invalid Date - Please Re-enter.”	The interest start date entered is a date before the payment was issued.	Enter the date the payment was issued. Print PPH to determine the payment issue date.
“Interest Start Date Cannot be Greater than Current Date.”	The interest start date entered is greater than the system date.	
“Invalid Entry - Interest Rate Cannot Exceed 25.00.”	An invalid interest rate was entered.	See 50-FI for interest rates.

--\*

Continued on the next page

\*--1379 Overpayment Transfer Confirmation Screen MHACOF01 (Continued)

**C**  
**Error Messages**  
**(Continued)**

Error Message	Explanation	Action	
"Reason Code Required If Overpayment Amount is Adjusted."	The overpayment amount displayed was either increased or decreased.	Enter 1 of the following reason codes to justify the adjustment:  1 - Eligibility is Incorrect 2 - Payment Limitation 3 - Finality Rule 9 - Other.	
"Invalid Entry - Press Cmd13 for List of Valid Reason Codes."	An invalid reason code was entered.	<b>Note:</b> "Cmd13" can also be pressed to display a pop-up screen with the applicable reason codes.	
"Invalid Response - Only Cmd2, Cmd7, and ENTER are allowed.	Something other than "Cmd2", "Cmd7", or "Enter" was pressed on a screen displaying an overpayment for a member of a joint operation.	<b>IF the displayed overpayment record should be...</b>	<b>THEN...</b>
		transferred to CRS	PRESS "Enter" to continue the transfer process.
		skipped	PRESS "Cmd2".

--\*

**\*--1380 Batch Overpayment Printing Control Screen MHACON01**

---

**A  
Example of  
Screen  
MHACON01**

After overpayments have been confirmed for transfer to CRS, Screen MHACON01 will be displayed with the number of overpayment work records:

- to be processed
- that have been processed
- remaining to be processed.

This is an example of Screen MHACON01.

```

MHACON              107 TULARE              ENTRY      MHACON01
2001 NAP Overpayments          Version: AE39  04-03-2002 08:18 Term E0
-----
                                BATCH OVERPAYMENT PRINTING CONTROL

                                1 Records to be processed
                                0 Have been processed
                                1 Records remain to be processed

Enter (Y)es to start or continue a Batch Print Processing.
Enter (N)o to suspend the Batch Print Processing.

Only one "Y" entry will be accepted. One "N" entry will suspend all batches.

                                1 "B" (regular overpayment) work records to be processed
                                0 "O" (Joint Operation) work records to be processed

                                                                Enter-Continue
    
```

**B  
Sorting  
Overpayment  
Records**

Overpayments are sorted into 2 categories for the NAP program.

- “B”atch - regular overpayments that have no special circumstances. These records are sent in batches of 75 or less.
- “O”nline - overpayments for producers with an entity type of 02, 03, 05, and 07. These records are sent in batches of 10 or less.--\*

---

Continued on the next page

**\*--1380 Batch Overpayment Printing Control Screen MHACON01 (Continued)**

---

**C****Selecting Batches  
to Print or  
Suspend**

Batches of overpayments may be selected to complete the CRS transfer process and print the initial notification letter. The following provisions apply to the batch overpayment processing.

- When an overpayment batch is selected, that entire batch must be completed before selecting the other batch.
- Batches may be selected in either order.
- After an overpayment batch completes printing, the option to select that batch is no longer available.

Overpayment batches may also be suspended for processing at a later time. The following provisions apply to suspending or suspended overpayment batches.

- An “N” should be entered next to either overpayment batch with work records still to be processed and all remaining batches will be suspended.
  - If a batch of overpayments is suspended on Screen MHACON01 after part of the overpayments in that batch have been printed, that batch must be completed before another batch can be selected.
  - If a batch of overpayments was suspended on Screen MHACON01, then access option 8 on Menu MHACO2 to continue processing the suspended overpayment batch.--\*
- 

**1381-1384 (Reserved)**

**\*--1385 Canceling Overpayments**

**A Introduction**

If it is discovered that an overpayment has been transferred to CRS erroneously, the overpayment cannot be canceled until subsequent transactions, such as collections applied to the receivable, have been canceled in CRS.

**Note:** See 67-FI for deleting transactions.

If an error is determined, the overpayment shall be canceled by accessing option 4, “Cancel Overpayments” on Menu MHACO2.

**B Steps to Cancel Overpayments**

The overpayment cancellation process has been developed to restrict the number of overpayments displayed on Screen MHACOS01. This:

- ensures the correct overpayment is displayed for a requested producer
- reduces the possibility that the wrong overpayment is accidentally canceled.

County Offices shall take extra caution to ensure the correct overpayment is selected for cancellation by printing PPH according to paragraph 1406.

Follow the provisions of this table to cancel erroneous overpayments.

Step	Action	Result
1	Access Menu MHACO2 according to paragraph 1371.	
2	ENTER “4”, “Cancel Overpayments”, and PRESS “Enter”.	Screen MHACPA02 will be displayed.

--\*

1385 Canceling Overpayments (Continued)

B Steps to Cancel Overpayments (Continued)

Step	Action	Result
3	Screen MHACPA02 requires the user to enter specific data about the payable to be canceled. See paragraph 1386 for additional information on Screen MHACPA02.	
	<p><b>IF the user wants to...</b></p>	
	<p><b>THEN...</b></p> <ul style="list-style-type: none"> <li>• enter the following data:                             <ul style="list-style-type: none"> <li>• * * * last 4-digits of the producer’s ID number or the producer’s last name</li> <li>• transaction number for the overpayment to be canceled</li> </ul> </li> </ul> <p><b>Notes:</b> These are identified on PPH with “RECV” as the payment type.</p> <p>If the overpayment was established for a joint operation, the transaction number for the joint operation must be entered.</p> <ul style="list-style-type: none"> <li>• PRESS “Enter”.</li> </ul>	<p>If there is a receivable record on the payment history file that matches the criteria entered, Screen MHACOS01 will be displayed.</p> <p><b>Note:</b> If more than 1 producer is found on the name and address file matching the criteria entered, Screen MACR04-01 will be displayed allowing the user to select the desired producer.</p>
	end processing without accessing the overpayment	Menu MHACO2 will be redisplayed.

\*--1385 Canceling Overpayments (Continued)

B Steps to Cancel Overpayments (Continued)

Step	Action	Result	
4	Screen MHACOS01 provides users with information about the overpayment being canceled, including: <ul style="list-style-type: none"> <li>• producer name and ID number and type</li> <li>• transaction number for the overpayment being canceled</li> <li>• date the receivable was established</li> <li>• net overpayment amount.</li> </ul>		
	<b>IF the user wants to...</b>	<b>THEN, on Screen MHACOS01...</b>	
	cancel a displayed overpayment	<ul style="list-style-type: none"> <li>• ENTER "X" in the "SEL" field next to the overpayment for cancellation.</li> </ul>	A verification message will be displayed on Screen MHACOS01.
	end without processing	PRESS "Cmd7".	Menu MHACO2 will be redisplayed.

--\*

1386 Cancellation Selection Screen MHACPA02

A Example of Screen MHACPA02

Overpayments can only be canceled if both of the following are entered on Screen MHACPA02:

- producer identification by entering any of the following:
  - \* \* \*
  - the producer's last name
  - last 4 digits of the producer's ID number
- transaction number associated with the overpayment for the identified producer.

**Note:** See paragraph 1406 for additional information on the PPH print.

This is an example of Screen MHACPA02:

\*--

MHACPA	107-TULARE	SELECTION	MHACPA02
2001 NAP Cancel Screen		Version: AE39	04-03-2002 13:43 Term E0
	Producer Last Four Digits of ID:	_____	
OR	Producer Last Name	_____	
	(Enter Partial Name To Do An Inquiry)		
AND	Transaction Number	_____	
Cmd3=Previous Menu		Enter=Continue	

--\*



1386 Cancellation Selection Screen MHACPA02 (Continued)

**B Error Messages**

The following describes the error messages that may be displayed on Screen MHACPA02 when canceling overpayments.

**Recommendation:** The PPH print includes all transactions associated with the producer along with the transaction number for each transaction. It is recommended that County Offices use PPH to verify the overpayment to be canceled.

Error Message	Explanation	Action
"Enter * * * Last 4 of ID or Last Name AND Transaction Num."	"Enter" was pressed without entering both a producer and transaction number on Screen MHACPA02.	Select a specific producer and enter the associated transaction number for the overpayment to be canceled.
"Transaction Number Must Be Entered."	A producer ID number was entered, but the transaction number field was left blank.	Enter the associated transaction number for the overpayment to be canceled.
"No Overpayment Record Found for Selected Producer and Transaction Number."	A valid transaction number was entered for an overpayment associated with the producer; however, the transaction number entered is for a member of a joint operation.	Cancel the overpayment using the joint operation's ID number and transaction number. Refer to PPH to determine the transaction number.  <b>Note:</b> See paragraph 1406 for additional information on the data printed on PPH.
"Producer Does Not Have an Active Record on the Payment History File."	A valid producer was selected, but there are no receivable records on the payment history file associated with the selected producer.	Ensure that the correct ID number is entered or select the producer by entering the producer's last name.
"Invalid ID Number - Please Try Again."	An ID number was entered that is not on the name and address file.	Ensure that the correct ID number is entered or select the producer by entering the producer's last name.

\*--1386 Cancellation Selection Screen MHACPA02 (Continued)

**B Error Messages (Continued)**

<b>Error Message</b>	<b>Explanation</b>	<b>Action</b>
"No Producer Selected - Please Try Again."	The last 4 digits of an ID number were entered, but a match was not found on the name and address file.	Ensure that the correct last 4 digits of the ID number are entered or select the producer by entering the producer's last name.
<ul style="list-style-type: none"> <li>• "Entry Must Be Blank When Entering a Producer ID and Type."</li> <li>• "Entry Must Be Blank When Entering Last 4 of Producer ID."</li> </ul>	An entry was recorded in more than 1 producer selection field.	Enter producer selection data in only 1 field.
"Selected Producer ID or Range of Producer ID's Conflicts With the Producer ID or Range of Producer ID's on Workstation XX."	Overpayment for the producer is being processed on another workstation.	PRESS "Enter" to terminate the request.

--\*

\*--1387 Overpayment Cancellation Screen MHACOS01

**A**

**Example of Screen MHACOS01**

After an overpayment has been selected for cancellation on Screen MHACPA02, Screen MHACOS01 will be displayed with data from the payment history file to allow the user to verify that the correct overpayment has been selected. The following information will be displayed:

- producer name, ID number, and ID type
- transaction number for the overpayment record
- date the receivable was established
- net overpayment amount.

**Note:** Because the overpayment was selected by entering the transaction number on Screen MHACPA02, only 1 overpayment will be displayed for cancellation on Screen MHACOS02.

To continue with the cancellation process, ENTER “X” next to the overpayment record displayed, and PRESS “Cmd5”.

This is an example of Screen MHACOS02.

```

MHACOS              107 -TULARE              SELECT      MHACOS01
2001 NAP Cancel Screen      Version: AE39  04-03-2002 14:14 Term E0
-----
                SELECT OVERPAYMENT FOR CANCELLATION

Enter 'X' in the SEL column to select an overpayment for cancellation

Producer Name: A JOHNSON              Producer ID: 123456789 S
Transaction Number: E009300001

SEL   Transfer Date  Crop Abbr  Crop Type  Plt Period  Overpayment Amount
___   04-03-2002     APPLE     COM        01          $237

Cmd5=Update Cmd7=End
    
```

--\*

Continued on the next page

**\*--1387 Overpayment Cancellation Screen MHACOS01 (Continued)**

**B**

**Error Messages** This table describes the error messages displayed on Screen MHACOS02 and the action that shall be taken.

Error Message	Explanation	Action
"Invalid Response."	Something other than "X" was entered in the "SEL" field.	ENTER "X" to select the payable for cancellation.
"If Selection is correct, PRESS 'Cmd5' to verify."	The overpayment was selected for cancellation.	Do either of the following" <ul style="list-style-type: none"> <li>• if the selected overpayment should be canceled, PRESS "Cmd5" again to complete the cancellation</li> <li>• if the selected overpayment should not be canceled, PRESS "Cmd7" to end processing.</li> </ul>

--\*

**\*--1388 Overpayment Register**

---

**A  
About the  
Overpayment  
Register**

When overpayments are computed, an overpayment register will be printed that includes information for each selected producer that is overpaid. This register informs County Offices of the reason the overpayment has been calculated and the amount of the overpayment.

**Note:** An overpayment register will be printed even if none of the producers in the selected batch are overpaid. The message, “No Exceptions for Selected Producers”, will be printed on the overpayment register.

---

**B  
Reviewing the  
Nonpayment  
Register**

The overpayment register is automatically printed after all selected overpayments have been computed. County Offices shall review the overpayment register to ensure that:

- producers are timely notified of overpayments
  - the finality rule will not apply.
- 

**C  
DD Review**

DD’s shall review the overpayment register to ensure that County Offices are:

- running the overpayment process in a timely manner
  - collecting overpayments in a timely manner
  - correcting information in the system that creates an erroneous overpayment condition.--\*
- 

Continued on the next page

**\*--1388 Overpayment Register (Continued)**

---

**D**

**Register  
Retention**

County Offices shall retain copies of NAP overpayment registers for 1 year from the date the overpayment register is prepared.

---

**E**

**Reprinting the  
Overpayment  
Register**

The overpayment register for the most recent computations can be reprinted by accessing option 2, "Reprint Overpayment Register", on Menu MHACO2.

**Note:** The overpayment register cannot be reprinted if the system date is more than 7 calendar days past the date the overpayments were last computed.--\*

---

1389 Overpayment Register Messages

A Exception Messages on the Overpayment Register

The following lists the messages that may be displayed on the overpayment register.

Message	Reason for Message
*--"Payment History Record--* Only"	Producer has a payment recorded on the payment history file and the following conditions exist: <ul style="list-style-type: none"> <li>• COC payment approval date for the application for payment is not recorded in the system</li> <li>• application for payment has been deleted</li> <li>• application for payment has been disapproved for payment</li> <li>• refuse payment flag for the producer in the name and address file is set to "Y".</li> </ul>
"Prior Payment Exceeds Current Payment"	Producer's payment recorded on the payment history file is more than the calculated payment amount earned by the producer. Reasons for this may be: <ul style="list-style-type: none"> <li>• acres or yield have been reduced for applicable crops</li> <li>• production has been increased for applicable crops</li> <li>• inventory amounts have changed reducing the producer's crop loss on a value loss crop.</li> </ul>
"Payment Limitation Has Been Exceeded"	Payments issued to the producer now exceed the producer's payment limitation allocation.
"Producer Is a Joint Operation"	This is an informational message. The entity displayed has an entity code of "02" or "03".
"One or More Members of the Joint Operation Have Been Rejected"	The producer is a joint operation in which at least 1 member of the joint operation is in an overpayment condition.

1389 Overpayment Register Messages (Continued)

A Exception Messages on the Overpayment Register (Continued)

Message	Reason for Message
"Producer is a Member of XX XXXXXXXX X"	The producer is a member of a joint operation. The joint operation ID number is identified in the message.
* * *	* * *
"No Eligibility Record on File"	<ul style="list-style-type: none"> <li>• An eligibility record is not on the system for the producer.</li> <li>•*--The PCW field for the producer is "No Association".--*</li> </ul>
"Multiple Invalid Eligibility Flags"	The individual or entity being paid has multiple invalid eligibility codes.
"Person Determination Flag * * * is Invalid"	Person determination flag * * * is invalid.
"Person Determination Flag for Joint Operation * * * is Invalid"	
"Person Determination Flag for Member * * * is Invalid"	
"AD-1026 Flag * * * is Invalid"	AD-1026 flag * * * is invalid.
"AD-1026 Flag for Joint Operation * * * is Invalid"	
"AD-1026 Flag for Member * * * is Invalid"	



**1389 Overpayment Register Messages (Continued)**

**A Exception Messages on the Overpayment Register (Continued)**

Message	Reason for Message
"6-CP Flag * * * is Invalid"	6-CP flag * * * is invalid.
"6-CP Flag for Joint Operation * * * is Invalid"	
"6-CP Flag for Member * * * is Invalid"	
"Controlled Substance Flag* * * is Invalid"	Controlled substance flag * * * is "N".
"Controlled Substance Flag for Joint Operation * * * is Invalid"	
"Controlled Substance Flag for Member * * * is Invalid"	
"NAP Non-Compliance Flag * * * is Invalid"	NAP non-compliance flag * * * is invalid.
"NAP Non-Compliance Flag for Joint Operation * * * is Invalid"	
"NAP Non-Compliance Flag for Member * * * is Invalid"	
*--"Producer Does Not Meet Gross Revenue Requirement"	Gross revenue flag is "N".
"Member Does Not Meet Gross Revenue Requirement"	
"FCIC Flag is Invalid"	FCIC fraud flag is "N".--*

**1390-1399 (Reserved)**



**Section 5 Payment Registers and Reports**

**1400 Overview**

**A Introduction**

There are a variety of reports and registers that have been developed to assist County Offices with processing payments. These include:

- pending payment registers for the “B”, “A”, and “O” payment batches
- nonpayment registers for producers that cannot be paid
- \*--CCC-576E’s--\*
- PPH’s.

**B Accessing Menu MHAC01**

The following reports for NAP payment processing can be generated from Reports Menu MHAC01:

- \*--CCC-576E’s--\*
- PPH’s.

**Note:** The pending and nonpayment registers are automatically generated after a payment batch has completed processing. These reports cannot be regenerated.

Access Menu MHAC01 according to the following table.

<b>Step</b>	<b>Menu</b>	<b>Action</b>
1	FAX250	ENTER “3” or “4”, “Application Processing”, as applicable.
2	FAX09002	If option 4 was selected on Menu FAX250, then select the appropriate county.
3	FAX07001	ENTER “11”, “PFC/Compliance”.
4	M00000	ENTER “1”, “NAP and Disaster”.
5	MH0000	ENTER “2”, “Non-insured Assistance Program”.
6	MHB0YR	Enter appropriate crop year for processing.
7	MHB000	ENTER, “6”, “Payment Processing”.
8	MHACP0	ENTER “5”, “Reports”.

**1401-1405 (Reserved)**



**A****Introduction**

PPH is 1 of the most important reports generated from the payment system. This report identifies all records that have been written to the payment history file, including:

- all payments issued to producers
- payment amounts attributed to members of joint operations
- all payables that have been canceled
- receivable amounts transferred to CRS
- canceled receivables.

County Offices shall use PPH to verify and ensure that payments are issued properly.

---

**B****How the Payment History File Gets Updated**

The following 3 types of records written to the payment history file will be printed on PPH:

- producer-level records for payments issued to producers and joint operations
- member-level records for amounts attributable to members of joint operations
- “unit total” records reflecting the total combined payment issued to the producer.

For payments issued to producers, 1 record is written to the payment history file for:

- each crop, crop type, and unit
- the defined payment crop definition on the crop table.

If the producer is a joint operation, a record is also written to the payment history file for each member sharing in each crop, crop type, and unit.--\*

---

Continued on the next page

1406 PPH Print (Continued)

C

**Information on PPH**

Depending on the type of record printed, data for certain fields will not be printed. The following table describes the information on PPH.

Item/Field	Description	
Producer Name, Address, and ID Number		
Payment Date	Date the payable or total record was either issued or canceled from the payment history file.	
Joint Op/Member ID Number	Data will only be printed in this field if PPH is for a joint operation or a member of a joint operation.	
	<b>IF PPH is for...</b>	<b>THEN...</b>
	joint operation	<ul style="list-style-type: none"> <li>• a record will be printed on PPH for each member of the joint operation that was eligible for a payment</li> <li>• the member's ID number will be printed in this field.</li> </ul>
member	the joint operation's ID number will be printed in this field.	
Unit Number	This field represents the unit number recorded on the application for payment.	
Crop	Abbreviated crop name from the application for payment will be printed in this field.	
Type	Crop type from the application for payment will be printed in this field.	
Planting Period	Planting period from the application for payment will be printed in this field.	
Pay Indicator	<p>This field represents the calculation method used to calculate the payment. The calculation methods are as follows:</p> <ul style="list-style-type: none"> <li>• "YB" - yield based crop calculation</li> <li>• "VL" - value loss crop calculation; excluding ginseng and floriculture</li> <li>• "FG" - grazing crop calculation</li> <li>• "GN" - ginseng crop calculation</li> <li>• "FL" - floriculture crop calculation.</li> </ul> <p><b>*--Note:</b> This field will print for 2001 and 2002 processing years only.--*</p>	

Continued on the next page

C Information on PPH (Continued)

Item/Field	Description	
Payment Type	Identifies the status or type of transaction that has been recorded.	
	<b>IF the payment type is...</b>	<b>THEN the record...</b>
	“CHK/EFT”	is for a payment issued to the producer. The record with this indicator represents the total combined payment issued to the producer.  <b>Note:</b> The “CHK/EFT” will only be printed on the “unit total” records. This is the record that is actually sent to the accounting system for checkwriting or EFT processing.
	“CANCEL”	has been canceled through the NAP payment cancellation process.
	“RECV”	is for an overpayment amount that was sent to CRS.
	“C/RECV”	is for an overpayment amount that was sent to CRS, but has been canceled through the overpayment cancellation process.
	blank	is 1 of the following: <ul style="list-style-type: none"> <li>• crop payable record</li> <li>• for the joint operation</li> <li>• for a member of the joint operation.</li> </ul> These records cannot be selected during the payable cancellation process.

--\*

1406 PPH Print (Continued)

C Information on PPH (Continued)

Item/Field	Description
Transaction Number	<p>A system-assigned number used to uniquely identify each payable generated through the NAP payment process. The transaction number is also sent to the accounting system and printed on the producer transaction statement.</p> <p>The transaction number is very important for payables that need to be canceled. To alleviate potential erroneously canceled payables, the transaction number must be entered on Cancel Screen MHACPA02 with the producer ID number or name. Since the record with “CHK/EFT” is the only record sent to the accounting system, the transaction number for the “CHK/EFT” or “unit total” record is the only transaction number that can be used on Screen MHACPA02. This record represents all payables that have been combined together for the producer. When a payment is canceled for a “unit total” record, than all records associated with the “unit total” record are also canceled.</p>
Gross Payment	<p>Amount of the calculated payment before payment limitation has been applied.</p>
*--Reduction Amount	<p>Amount that cannot be issued to the producer because 1 or more of the following reasons:</p> <ul style="list-style-type: none"> <li>• AGI</li> <li>• substantive change</li> <li>• member level</li> <li>• payment limitation.</li> </ul> <p>Amounts listed in the Reduction Amount field represent the amount of the reduction at the time the payment was computed. A “total” reduction is not printed on PPH.</p> <p><b>Note:</b> Records are only written to the payment history file if a payment was issued. If the entire payable was not issued because of a reduction, the record is not printed on PPH. County Offices shall use the nonpayment register to determine which payments are not issued and the exact reason the payment was not issued.</p>
RSN	<p>Provides the reason for the value shown in the Reduction Amount field, as follows:</p> <ul style="list-style-type: none"> <li>• “A” means AGI reduction</li> <li>• “B” means substantive change reduction</li> <li>• “C” means member level reduction</li> <li>• “D” means payment limitation reduction.</li> </ul>
Net Payment	<p>Amount of the calculated payment after reduction amount has been--* applied. This is the amount actually issued to the producer.</p>



1407 Printing PPH

A Printing the Report

PPH can be printed for a producer or for members of joint operations. Print PPH according to the following.

Step	Action	Result
1	Access Menu MHACP0 according to paragraph 1313.	
2	*--On Menu MHACP0:  <ul style="list-style-type: none"> <li>• ENTER "5", "Reports"</li> <li>• PRESS "Enter".</li> </ul>	Menu MHAC01 will be displayed.
3	On Menu MHAC01, ENTER "1", "Producer Payment History", --* and PRESS "Enter".	Screen MHACPRT2 will be displayed.
4	On Screen MHACRPT2, enter the appropriate printer ID and PRESS "Enter".	Screen MHACO601 will be displayed.
5	Screen MHACO601 provides users with several options for printing PPH's.	
	<b>IF the user wants to print PPH for...</b>	
	<b>THEN...</b>	
	all producers	*--ENTER "ALL" in the "Enter 'All' for All Producers" field.--*  Screen MHACO601 will be redisplayed.
	a selected producer	enter 1 of the following and PRESS "Enter":  * * *  <ul style="list-style-type: none"> <li>• last 4 digits of the producer's ID number in the "Producers Last Four Digits of ID" field</li> <li>• producer's last name in the "Producer Last Name" field.</li> </ul> Screen MHACO601 will be redisplayed.
	* * *	* * *

1408-1412 (Reserved)



**\*--1413 CCC-576E, NAP Estimated Calculated Payment Report**

**A Introduction**

CCC-576E is a computer-generated document that lists all the calculated payment--\* amounts for a producer based on the data currently loaded in the NAP Application for Payment file.

CCC-576E:

- summarizes the payment data, by payment crop groupings
- calculates a projected payment the producer may be eligible to receive.

**Reminder:** Crops are grouped for payment purposes by unit, payment crop code, payment crop type, and planting period. All matching payment crop codes, payment type codes, and planting periods are considered 1 crop for payment purposes. County Offices shall review the Crop Table File Report to determine which crops are grouped together.

**Note:** See subparagraph E for CCC-576E distribution requirements.

\*--1413 CCC-576E, NAP Estimated Calculated Payment Report (Continued)--\*

**B Approved Notice of Loss Flag**

The approved Notice of Loss flag will indicate whether or not an approved Notice of Loss is on file for the crop and crop type. How this flag is set is very important in the calculation process. Paragraph 322 requires all production in the unit to be reported, however a loss on a crop or crop type without an approved Notice of Loss will not be included in the calculation process. If the Notice of Loss has been filed and is approved, both a gain or loss for the crop calculation will be included in the payment calculation for the crop group. The following examples for wheat show how the “approved loss” flag affects the payment calculation for the crop.

Pay Crop Name	Crop Type	Apr. Loss Flag	Actual Calc. Payment	Revised Calc. Payment shown on CCC-576E	Calc. for Pay Group
---------------	-----------	----------------	----------------------	---	---------------------

**Example 1:** For crops **with** an approved Notice of Loss. Wheat is shown with a crop type of winter and spring and both crops and crop types have an approved Notice of Loss. The calculated payment for both crops and crop types will be included in the calculation for the pay group and unit.

WHEAT	HRW	“Y”	\$ 2081	\$ 2081	
WHEAT	HRS	“Y”	\$ 372-	\$ 372-	\$ 1709

**Example 2:** For 1 crop **without** an approved Notice of Loss and 1 crop with an approved Notice of Loss. Wheat is shown with a crop type of winter and does not have an approved Notice of Loss. A crop **loss** is the result of the calculated payment for this crop and crop type. Wheat is also shown with a crop type of spring and has an approved Notice of Loss. This crop also had a loss for the calculated payment. Since the wheat crop and crop type without the approved Notice of Loss had a loss for the calculated payment, the payment must be reduced to zero. Otherwise, the calculated payment for the pay group and unit will be erroneously increased by a crop and crop type that has not met all the provisions to receive a NAP payment.

WHEAT	HRW	blank	\$ 1651	\$ 0	
WHEAT	HRS	“Y”	\$ 2500	\$ 2500	\$ 2500

**Example 3:** For 1 crop **without** an approved Notice of Loss and 1 crop with an approved Notice of Loss. Wheat is shown with a crop type of winter and does not have an approved Notice of Loss. A crop **gain** is the result of the calculated payment for this crop and crop type. Wheat is also shown with a crop type of spring and has an approved Notice of Loss. This crop also had a loss for the calculated payment. Since the wheat crop and crop type without the approved Notice of Loss had a gain for the calculated payment, the calculated payment must be included in the calculation for the pay group and unit to account for all production.

WHEAT	HRW	blank	\$ 840-	\$ 840-	
WHEAT	HRS	“Y”	\$ 2800	\$ 2800	\$ 1960

**\*--1413 CCC-576E, NAP Estimated Calculated Payment Report (Continued)--\*****C Information on CCC-576E**

CCC-576E contains information for all crop losses for the selected producer, including the following:

- detail payment calculation by crop, crop type, and intended use

**\*--Note:** The crop listed on CCC-576E is the pay crop name, not the crop name.--\*

- calculated NAP payment amount unit totals by payment groupings as defined by the crop table
- total projected amount.

CCC-576E is organized and contains data according to the following:

- Part A - yield-based crops, excluding crops with an intended use of RS or SE
- Part B - value loss crops, excluding ginseng, floriculture, and crops with an intended use of RS or SE
- Part C - grazing crops
- Part D - ginseng crop losses
- Part E - floriculture crop losses
- Part F - apple losses
- Part G - apricot losses
- Part H - asparagus losses
- Part I - chia losses
- Part J - chicory losses
- Part K - gailon losses
- Part L - greens losses
- Part M - peach losses
- Part N - pear losses

1413 CCC-576E, NAP Estimated Calculated Payment Report (Continued)

**C Information on CCC-576E (Continued)**

- Part O - plumcot losses
- Part P - plum losses
- Part Q - prune losses
- Part R - rambutan losses
- Part S - rhubarb losses
- Part T - strawberry losses
- Part U - tangerine losses
- Part V - tomato losses
- Part W - yu cha losses
- Part X - beet losses
- Part Y - onion losses
- Part Z - pepper losses
- \*--Part AA - broccolo-caluo losses
- Part BB - galango losses
- Part CC - broccoli losses
- Part DD - cabbage losses
- Part EE - sweet potato losses.--\*

1413 CCC-576E, NAP Estimated Calculated Payment Report (Continued)

C Information on CCC-576E (Continued)

If a producer does not have crop data for at least 1 crop for a particular part, the message, “An application has not been filed for this type of crop.”, will be printed in the applicable part of CCC-576E.

The following table describes information printed on CCC-576E.

Field	Description
Producer Name, Address, and ID Number	*--Producer name, mailing address, 4-digit ID number, and ID type. CCC-576E’s are producer specific; therefore, only one CCC-576E will be generated for each producer.--*
<b>Part A - Gross Payment Data for Yield-Based Crops</b>	
<p>Part A contains data for all yield based crops loaded in the NAP Application for Payment file and will print in Part A with the following 3 exceptions:</p> <ul style="list-style-type: none"> <li>• if the crop is ginseng or floriculture, or starting in 2003, is a crop group with an intended use of “RS” or “SE”, the yield-based data, if present, prints in CCC-576E, Parts D *--through Z and AA through EE, as applicable, with all data and headings for Part A--*</li> </ul> <p style="margin-left: 40px;"><b>Note:</b> See this subparagraph for CCC-576E organization for a list of applicable parts on the report.</p> <ul style="list-style-type: none"> <li>• if the yield-based crop also has a grazing record present for the pay group, the yield-based data prints in CCC-576E, Part C, with all the data and headings for Part A</li> <li>• if the yield-based crop had an intended use of “FG” or “SD” and part or all of the acres had a final use of “GZ”, the yield-based data, if present, prints in CCC-576E, Part C, with all the data and headings for Part A.</li> </ul> <p>The following information is printed for each crop record on the Application for Payment file.</p>	
Payment Level	The payment level of 55 percent.
Pay Crop Name	Pay crop name for the crop.
Pay Crop	Pay crop from the crop table for the specified crop, crop type, and intended use for the crop on which the application for payment was filed.
Pay Type	Pay type from the crop table for the specified crop, crop type, and intended use for the crop on which the application for payment was filed.
Planting Period	Applicable planting period for the specified crop.
Unit Number	Unit number for the producer and crop.
Crop Type	Crop type name or abbreviation.
Fnl Use	Intended or final use for the crop, as applicable.





\*--1413 CCC-576E, NAP Estimated Calculated Payment Report (Continued)--\*

C Information on CCC-576E (Continued)

Field	Description
Stage	<p>Indicates whether the crop record is for:</p> <ul style="list-style-type: none"> <li>• harvested acreage (H)</li> <li>• unharvested acreage (UH)</li> <li>• prevented planted acres (PP).</li> </ul>
Practice	<p>Practice for the specified crop type and intended use.</p> <ul style="list-style-type: none"> <li>• “I” for irrigated acreage</li> <li>• “N” for nonirrigated acreage</li> </ul> <p><b>Note:</b> A separate line entry will be present if the producer has both irrigated and nonirrigated acres.</p>
Aprv Loss	<p>Indicates whether an approved Notice of Loss is on file. This field is used to determine if a resulting payment calculation will or will not be included in the payment calculation for the unit.</p> <ul style="list-style-type: none"> <li>• “Y” indicates the approved Notice of Loss is on file.</li> <li>• A blank indicates an approved Notice of Loss is <b>not</b> on file.</li> </ul> <p><b>Note:</b> Refer to subparagraph B for information about the approved Notice of Loss flag and how it affects the calculated payment.</p>

1413 CCC-576E, NAP Estimated Calculated Payment Report (Continued)

C Information on CCC-576E (Continued)

Field	Description	
Share	Producer's share for the specified crop and crop type.	
*--Planted--* Acres	For harvested and unharvested planted acreage, as applicable, for the crop, crop type, and final use.	
PP Acres	Prevented planted acreage for the crop, crop type, and intended use.	
Yield	Producer's approved yield, irrigated or nonirrigated as applicable, for the crop, crop type, and intended use.	
Disaster Level	Calculated disaster level for the producer, crop, crop type, and intended use.	
	Calculation for harvested and unharvested crop stages.	
	<b>Step</b>	<b>Calculation</b>
	1	Calculated acreage attributable to the producer is the result of multiplying: <ul style="list-style-type: none"> <li>• acres, times</li> <li>• producer share.</li> </ul>
	2	Calculated disaster level for the producer is the result of multiplying: <ul style="list-style-type: none"> <li>• result of step 1, times</li> <li>• approved yield, times</li> <li>• disaster level percent of 50 percent.</li> </ul>
	2002 and future years calculation for prevented planted crop stage.	
	<b>Step</b>	<b>Calculation</b>
1	Calculated disaster level is the result of: <ul style="list-style-type: none"> <li>• total acres for the pay group, plus</li> <li>• prevented planted acres for the crop and crop type, times</li> <li>• 35 percent.</li> </ul>	

**Note:** Disaster level does not apply to a 2001 crop and crop type with a prevented planted crop stage.

\*--1413 CCC-576E, NAP Estimated Calculated Payment Report (Continued)--\*

C Information on CCC-576E (Continued)

Field	Description	
Net Production	Net production for “harvested” (H) and “unharvested” (UH) for the specified crop, crop type, and intended use is determined according to the following.	
	<b>IF COC has...</b>	<b>THEN the producer’s net production is the result of...</b>
	adjusted the producer’s actual production	<ul style="list-style-type: none"> <li>• COC-adjusted production for the unit, multiplied times</li> <li>• producer share in the unit.</li> </ul>
	assigned production	<ul style="list-style-type: none"> <li>• COC-assigned production for the unit, plus</li> <li>• actual production for the unit, minus</li> <li>• production not to count, multiplied times</li> <li>• producer share in the unit.</li> </ul>
	not adjusted or assigned production	<ul style="list-style-type: none"> <li>• actual production for the unit, minus</li> <li>• production not to count, multiplied times</li> <li>• producer share in the unit.</li> </ul>
Net production for “prevented planted” (PP) for the specified crop, crop type, and intended use is determined according to the following: <ul style="list-style-type: none"> <li>• planted acreage, multiplied times</li> <li>• approved yield for the crop, crop type, and intended use, multiplied times</li> <li>• producer share for the unit, minus</li> <li>• assigned production.</li> </ul>		

\*--1413 CCC-576E, NAP Estimated Calculated Payment Report (Continued)--\*

C Information on CCC-576E (Continued)

Field	Description
Net Production for Payment	<p>Net production for payment for “harvested” (H) and “unharvested” (UH) crop, crop type, and final use is determined according to the following:</p> <ul style="list-style-type: none"> <li>• disaster level, minus</li> <li>• net production.</li> </ul> <p>• For 2001, net production for payment for “prevented planted” (PP) for the specified crop, crop type, and intended use will be the same value as “Net Production”.</p> <p>• For 2002 and future years, net production for payment for PP crop and crop type is determined according to the following:</p> <ul style="list-style-type: none"> <li>• share, times</li> <li>• applicable yield, times</li> <li>• the result of:                             <ul style="list-style-type: none"> <li>• PP acres, minus</li> <li>• disaster level, minus</li> </ul> </li> <li>• assigned production, if applicable.</li> </ul>
Payment Rate	Payment rate from the crop table for the specified crop code, crop type, intended or final use, as applicable, and planting period.
Payment Factor	<p>Applicable payment factor from the crop table for harvested, unharvested, and prevented planted crops.</p> <p><b>Note:</b> The payment factor is 1.0000 if the crop stage is unharvested and the producer’s net production is greater than the disaster level.</p>

\*--1413 CCC-576E, NAP Estimated Calculated Payment Report (Continued)--\*

C Information on CCC-576E (Continued)

Field	Description
Salvage Value	<p>Salvage value attributable to the producer is determined by multiplying the following:</p> <ul style="list-style-type: none"> <li>• total salvage value for the unit for the crop and crop type, times</li> <li>• producer share in the unit.</li> </ul>
Calculated Payment	<p>Calculated payment for “harvested” (H) and “unharvested” (UH) crop, crop type, and intended use is determined according to the following:</p> <ul style="list-style-type: none"> <li>• net production for payment, multiplied times</li> <li>• payment rate, multiplied times</li> <li>• payment factor, multiplied times</li> <li>• payment level, minus</li> <li>• salvage value.</li> </ul> <p><b>Note:</b> If the approved loss field is blank, this indicates the Notice of Loss is not on file or not in an approved status. If the calculated payment resulted in a positive amount, the calculated payment equals zero.</p>
	<p>Calculated payment for the harvest stage of “prevented planted” for the specified crop, crop type, and intended use is determined by multiplying the following:</p> <ul style="list-style-type: none"> <li>• net production for payment, times</li> <li>• payment rate, times</li> <li>• payment factor, times</li> <li>• payment level.</li> </ul> <p><b>Note:</b> If the approved loss field is blank, this indicates the Notice of Loss is not on file or not in an approved status. If the calculated payment resulted in a positive amount, the calculated payment equals zero.</p>

\*--1413 CCC-576E, NAP Estimated Calculated Payment Report (Continued)--\*

C Information on CCC-576E (Continued)

Field	Description
<b>Part B - Gross Payment Data for Value Loss Crops</b>	
Part B contains data for all application records for value loss, except ginseng and floriculture and those crops included in this subparagraph for CCC-576E organization, that have been loaded in the NAP Application for Payment file. The following information is printed for each crop record on the crop table.	
Pay Crop Name	Pay crop name for the crop.
Pay Crop	Pay crop from the crop table for the specified crop, crop type, and intended use for the crop on which the application for payment was filed.
Pay Type	Pay type from the crop table for the specified crop, crop type, and intended use for the crop on which the application for payment was filed.
Planting Period	The applicable planting period for the specified crop.
Unit Number	Unit number for the producer and crop.
Crop Type	Crop type name or abbreviation.
Int Use	Intended or final use for the crop.
Aprv Loss	<p>Indicates whether an approved Notice of Loss is on file.</p> <ul style="list-style-type: none"> <li>• “Y” indicates the approved Notice of Loss is on file</li> <li>• A blank indicates an approved Notice of Loss is <b>not</b> on file.</li> </ul> <p><b>Note:</b> Refer to subparagraph B for information about the approved Notice of Loss flag and how it affects the calculated payment.</p>

\*--1413 CCC-576E, NAP Estimated Calculated Payment Report (Continued)--\*

**C Information on CCC-576E (Continued)**

Field	Description
Share	Producer's share in the crop and crop type.
Field Market Value A	Field Market Value A.
Disaster Level	Calculated disaster level is determined by multiplying the following: <ul style="list-style-type: none"> <li>• Field Market Value A, times</li> <li>• disaster level percent of 50 percent.</li> </ul>
Inventory After Disaster	Dollar Value of Inventory After Disaster for the specified crop and crop type.
Ineligible Cause of Loss	Dollar Value of Ineligible Causes of Loss.
Field Market Value B	Field Market Value B.

\*--1413 CCC-576E, NAP Estimated Calculated Payment Report (Continued)--\*

C Information on CCC-576E (Continued)

Field	Description						
Calculated Dollar Loss	Determining the calculated dollar loss for the producer, crop, and crop type is a 2-step process.						
	<table border="1"> <thead> <tr> <th data-bbox="513 396 602 436">Step</th> <th data-bbox="602 396 1487 436">Calculation</th> </tr> </thead> <tbody> <tr> <td data-bbox="513 436 602 512">1</td> <td data-bbox="602 436 1487 512"> <ul style="list-style-type: none"> <li>• Computed disaster level, minus</li> <li>• Field Market Value B.</li> </ul> </td> </tr> <tr> <td data-bbox="513 512 602 596">2</td> <td data-bbox="602 512 1487 596"> <ul style="list-style-type: none"> <li>• Calculated crop loss determined in step 1, multiplied times</li> <li>• producer's share in the unit.</li> </ul> </td> </tr> </tbody> </table>	Step	Calculation	1	<ul style="list-style-type: none"> <li>• Computed disaster level, minus</li> <li>• Field Market Value B.</li> </ul>	2	<ul style="list-style-type: none"> <li>• Calculated crop loss determined in step 1, multiplied times</li> <li>• producer's share in the unit.</li> </ul>
	Step	Calculation					
1	<ul style="list-style-type: none"> <li>• Computed disaster level, minus</li> <li>• Field Market Value B.</li> </ul>						
2	<ul style="list-style-type: none"> <li>• Calculated crop loss determined in step 1, multiplied times</li> <li>• producer's share in the unit.</li> </ul>						
Approved unharvested payment factor from the crop table for the specified crop and crop type.							
Payment Factor	Approved unharvested payment factor from the crop table for the specified crop and crop type.						
Payment Level	The payment level of 55 percent.						
Salvage Value	<p>Salvage value for the specified crop and crop type is determined by multiplying the following:</p> <ul style="list-style-type: none"> <li>• total salvage for the unit, times</li> <li>• producer share in the unit.</li> </ul>						
Calculated Payment	<p>Calculated payment is determined according to the following:</p> <ul style="list-style-type: none"> <li>• calculated dollar loss, multiplied times</li> <li>• unharvested payment factor, multiplied times</li> <li>• payment level, minus</li> <li>• salvage value.</li> </ul> <p><b>Note:</b> If the "Aprv Loss" field is blank, the Notice of Loss is not on file or not in an approved status. If the calculated payment resulted in a positive amount, the calculated payment equals zero.</p>						



\*--1413 CCC-576E, NAP Estimated Calculated Payment Report (Continued)--\*

C Information on CCC-576E (Continued)

Field	Description
<b>Part C - Gross Payment Data for Grazing Crops</b>	
<p>Part C contains data for all application records for grazing crops that have been loaded in the NAP Application for Payment file. There will be 2 instances where yield-based crop data will print in Part C and the amounts are totaled to determine the loss for the unit after the applicable calculation has been completed for each part. If the:</p>	
<ul style="list-style-type: none"> <li>• grazing crop also has a yield-based crop present for the same pay group, the yield based *--data prints in CCC-576E, Part C, with all the data and headings for Part A</li> <li>• yield-based crop had an intended use of “FG” or “SD” and part or all of the acres had an actual use of “GZ”, the yield based data, if present, prints in CCC-576E, Part C, with *--all the data and headings for Part A.</li> </ul>	
<p>The following information is printed for each crop record on the Application for Payment file.</p>	
Pay Crop Name	Pay crop name for the crop.
Payment Level	The payment level of 55 percent.
Pay Crop	Pay crop from the crop table for the specified crop, crop type, and intended use for the crop on which the application for payment was filed.
Pay Type	Pay type from the crop table for the specified crop, crop type, and intended use for the crop on which the application for payment was filed.
Planting Period	The applicable planting period for the specified crop.
AUD Value	The AUD value of .6787.
Unit Number	Unit number for the producer and crop.
Crop Type	Crop type name or abbreviation.
Practice	<p>Practice for the specified crop type and intended use.</p> <ul style="list-style-type: none"> <li>• “I” for irrigated acreage</li> <li>• “N” for nonirrigated acreage.</li> </ul> <p><b>Note:</b> A separate line entry will be present if the producer has both irrigated and nonirrigated acres.</p>

\*--1413 CCC-576E, NAP Estimated Calculated Payment Report (Continued)--\*

C Information on CCC-576E (Continued)

Field	Description	
Aprv Loss	Indicates whether an approved Notice of Loss is on file. <ul style="list-style-type: none"> <li>• “Y” indicates the approved Notice of Loss is on file.</li> <li>• Blank indicates an approved Notice of Loss is <b>not</b> on file.</li> </ul> <b>Note:</b> Refer to subparagraph B for information about the approved Notice of Loss flag and how it affects the calculated payment.	
Share	Producer’s share for the specified crop and crop type.	
Acres	Planted acreage for the specified crop and crop type.	
Carrying Capacity	The applicable carrying capacity from the crop table for the specified crop code and crop type.  <b>Note:</b> Carrying capacity is determined by the planting period for the crop pay group. See paragraph 107.5 for information about planting periods and carrying capacities.	
Animal Unit	Determining the calculated animal unit for the crop and crop type is a 2-step process.	
	<b>Step</b>	<b>Calculation</b>
	1	Calculated acreage attributable to the producer is the result of multiplying the following: <ul style="list-style-type: none"> <li>• acres, times</li> <li>• producer share in the unit.</li> </ul>
2	Calculated animal unit for the producer is the result of dividing the following: <ul style="list-style-type: none"> <li>• result of step 1, by</li> <li>• carrying capacity.</li> </ul>	
Grazing Days	The applicable grazing days from the crop table for the specified crop code and crop type.	

## \*--1413 CCC-576E, NAP Estimated Calculated Payment Report (Continued)--\*

## C Information on CCC-576E (Continued)

Field	Description
AUD	AUD is determined by multiplying the following: <ul style="list-style-type: none"> <li>• animal unit, times</li> <li>• grazing days.</li> </ul>
AUD Adj Factor	AUD adjusted factor.
AUD Adjst	AUD adjusted is determined by multiplying the following: <ul style="list-style-type: none"> <li>• AUD, times</li> <li>• AUD adj factor.</li> </ul>
Expected AUD	Expected AUD is determined by adding the following: <ul style="list-style-type: none"> <li>• AUD, plus</li> <li>• AUD adjst.</li> </ul> <p><b>Note:</b> The payment calculation stops at expected AUD if the approved Notice of Loss field is blank. All remaining fields will be displayed as zero.</p>
AUD Loss Factor	AUD loss factor.
AUD Loss	AUD loss is determined by multiplying the following: <ul style="list-style-type: none"> <li>• expected AUD, times</li> <li>• AUD loss factor.</li> </ul>
Assign AUD	Assigned AUD.
Prd Shr Asn AUD	Producer share assigned AUD is determined by multiplying the following: <ul style="list-style-type: none"> <li>• assigned AUD, times</li> <li>• producer share in the unit.</li> </ul>
Adj AUD Loss	Adjusted AUD loss is determined by subtracting the following: <ul style="list-style-type: none"> <li>• AUD loss, minus</li> <li>• producer share assigned AUD.</li> </ul>
Total Exp. AUD	Total expected AUD is determined by adding all values for expected AUD.
Total Adj. AUD Loss	Total adjusted AUD Loss is determined by adding all values for adjusted AUD loss.

\*--1413 CCC-576E, NAP Estimated Calculated Payment Report (Continued)--\*

**C Information on CCC-576E (Continued)**

Field	Description
AUD Covered by NAP	AUD covered by NAP is determined by multiplying the following: <ul style="list-style-type: none"> <li>• total expected AUD, times</li> <li>• disaster level percent of 50 percent.</li> </ul>
Net AUD for Payment	Net AUD for payment is determined by subtracting the following: <ul style="list-style-type: none"> <li>• total adjusted AUD loss, minus</li> <li>• AUD covered by NAP.</li> </ul>
AUD Prod Payment	AUD producer payment is determined by multiplying the following: <ul style="list-style-type: none"> <li>• net AUD for payment, times</li> <li>• AUD value, times</li> <li>• payment level.</li> </ul>
<b>Part D - Gross Payment Data for Ginseng Crops</b>	
<p>Part D contains data for all application records for ginseng crops that have been loaded in the NAP Application for Payment file. Ginseng losses are calculated as either yield-based or value loss. However, the amounts are totaled to determine the loss for the unit after the applicable calculation has been completed.</p> <p>See Part A or Part B, as applicable, for a description of the information printed for each crop record on the NAP Application for Payment file.</p>	
<b>Part E - Gross Payment Data for Floriculture Crops</b>	
<p>Part E contains data for all application records for floriculture crops that have been loaded in the NAP Application for Payment file. Floriculture losses are calculated as either yield-based or value loss. However, the amounts are totaled to determine the loss for the unit after the applicable calculation has been completed.</p> <p>See Part A or Part B, as applicable, for a description of the information printed for each crop record on the NAP Application for Payment file.</p>	
<b>Part F - Total Projected NAP Payment</b>	
<p>Part F contains:</p> <ul style="list-style-type: none"> <li>• calculated projected payment for the producers based on the calculated payment for each unit for the producer</li> <li>• description of how each type of payment is calculated</li> <li>• disclaimer information.</li> </ul>	

**\*--1413 CCC-576E, NAP Estimated Calculated Payment Report (Continued)**

**D What Is Not on CCC-576E**

CCC-576E does not interface to any of the following:

- subsidiary file to determine producer eligibility
- entity file to determine member information
- payment limitation file.

**E Distributing CCC-576E's**

CCC-576E has been developed to give producers a projection of the potential payment they may be eligible to receive.

County Offices shall ensure that all producers applying for NAP benefits receive CCC-576E.--\*

1414 Printing CCC-576E's

**A Printing CCC-576E From Menu MHAC01**

CCC-576E can be printed for a specific producer or for all producers. Use the following to print CCC-576E's from NAP Reports Menu MHAC01.

Step	Menu or Screen	Action	Result
1		Access Menu MHACP0 according to paragraph 1313.	Menu MHAC01 will be displayed.
2	*--MHACP0	ENTER "5", "Reports", and PRESS "Enter".	Menu MHAC01 will be displayed.--*
3	MHAC01	ENTER "2", "NAP Estimated Calculated Payment Report", and PRESS "Enter".	Screen MHACPRT2 will be displayed.
4	MHACPRT2	Enter the appropriate printer ID and PRESS "Enter".  <b>Notes:</b> CCC-576E prints in landscape format. It is recommended that all print jobs for CCC-576E be sent to a laser printer.  If a laser printer is not available, ensure that the selected printer contains paper that is 11 inches wide.	Screen MHACPA01 will be displayed.

1414 Printing CCC-576E's (Continued)

A Printing CCC-576E's From Menu MHAC01 (Continued)

Step	Menu or Screen	Action	Result									
5	MHACPA01	<p>Screen MHACPA01 provides several options to print CCC-576E. Select either a specific producer or all producers according to the following.</p> <p><b>Note:</b> Information on CCC-576E may not be correct if the report is being updated on another workstation.</p>										
		<table border="1"> <thead> <tr> <th data-bbox="574 659 776 695">Selection</th> <th data-bbox="776 659 1203 695">Action</th> <th data-bbox="1208 659 1487 695">Result</th> </tr> </thead> <tbody> <tr> <td data-bbox="574 695 776 1087">Process CCC-576E's for all producers.</td> <td data-bbox="776 695 1203 1087"> <p>*--ENTER "All" in the "Enter for 'All' Producers" field--* and PRESS "Enter".</p> <p><b>Note:</b> Do not use this option if worksheets are being updated on any other workstation. Wait until all users have exited the NAP application for payment process.</p> </td> <td data-bbox="1208 695 1487 1087"> <p>CCC-576E's will be generated for all producers that have an application for payment on file.</p> <p>Screen MHACPA01 will be redisplayed.</p> </td> </tr> <tr> <td data-bbox="574 1094 776 1644">Process CCC-576E for a selected producer.</td> <td data-bbox="776 1094 1203 1644"> <p>Enter 1 of the following and PRESS "Enter":</p> <p>* * *</p> <ul style="list-style-type: none"> <li>• last 4 digits of producer's *--ID number in the "Producer Last Four Digits of ID" field</li> <li>• producer's last name in the "Last Name" field.</li> </ul> <p><b>Note:</b> A partial name may be entered to perform an inquiry.--*</p> </td> <td data-bbox="1208 1094 1487 1644"> <p>CCC-576E will be generated if the selected producer has an application for payment on file.</p> <p>Screen MHACPA01 will be redisplayed.</p> </td> </tr> </tbody> </table>	Selection	Action	Result	Process CCC-576E's for all producers.	<p>*--ENTER "All" in the "Enter for 'All' Producers" field--* and PRESS "Enter".</p> <p><b>Note:</b> Do not use this option if worksheets are being updated on any other workstation. Wait until all users have exited the NAP application for payment process.</p>	<p>CCC-576E's will be generated for all producers that have an application for payment on file.</p> <p>Screen MHACPA01 will be redisplayed.</p>	Process CCC-576E for a selected producer.	<p>Enter 1 of the following and PRESS "Enter":</p> <p>* * *</p> <ul style="list-style-type: none"> <li>• last 4 digits of producer's *--ID number in the "Producer Last Four Digits of ID" field</li> <li>• producer's last name in the "Last Name" field.</li> </ul> <p><b>Note:</b> A partial name may be entered to perform an inquiry.--*</p>	<p>CCC-576E will be generated if the selected producer has an application for payment on file.</p> <p>Screen MHACPA01 will be redisplayed.</p>	
Selection	Action	Result										
Process CCC-576E's for all producers.	<p>*--ENTER "All" in the "Enter for 'All' Producers" field--* and PRESS "Enter".</p> <p><b>Note:</b> Do not use this option if worksheets are being updated on any other workstation. Wait until all users have exited the NAP application for payment process.</p>	<p>CCC-576E's will be generated for all producers that have an application for payment on file.</p> <p>Screen MHACPA01 will be redisplayed.</p>										
Process CCC-576E for a selected producer.	<p>Enter 1 of the following and PRESS "Enter":</p> <p>* * *</p> <ul style="list-style-type: none"> <li>• last 4 digits of producer's *--ID number in the "Producer Last Four Digits of ID" field</li> <li>• producer's last name in the "Last Name" field.</li> </ul> <p><b>Note:</b> A partial name may be entered to perform an inquiry.--*</p>	<p>CCC-576E will be generated if the selected producer has an application for payment on file.</p> <p>Screen MHACPA01 will be redisplayed.</p>										

1415-1424 (Reserved)





**\*--1425 Pending Payment Registers****A About the Pending Payment Registers**

When payments are processed, pending payment registers will be printed for each selected producer that is eligible for payment. This register informs County Offices of the following:

- amounts of the payment that has been computed
- which payment batch the payment will be processed through.

According to subparagraph 1324 B, the payment batches are as follows.

- “B”atch - regular payments that have no special circumstances. These payments require no user intervention.
- “A”ssignment - payments marked in the name and address file as having an assignment or joint payee form on file. These payments require no user intervention, but may require more time to print because they will read the assignment/joint payee file.
- “O”nline - payments marked in the name and address file as having a flag set for any of the following:
  - nonresident alien
  - receivable
  - claim
  - other agency claim
  - bankruptcy
  - deceased
  - missing
  - incompetent.

**Note:** Pending payment registers will only be printed for the payment batches being processed.

**B Reviewing the Pending Payment Registers**

The pending payment register is automatically printed after all selected payments have been computed. County Offices shall review the registers to ensure that payments have been computed properly. If a payable is not computed properly, County Offices shall:

- cancel CCC-184 or EFT immediately after it is processed
- correct the condition that caused the payable to be computed improperly
- reprocess the payment.--\*

1425 Pending Payment Registers (Continued)

**C Information on the Pending Payment Register**

The following information is printed on the pending payment register.

Field	Contents of Field
ID Number and Type	Producer ID number and ID type.  <b>Note:</b> If the payment is for a joint operation, the joint operation will be printed. Members will not be printed.
Name	Name of producer.  <b>*--Note:</b> If the producer is a payment entity, the name of the payment entity will appear first followed by the names of all the--* members eligible for payment.
Unit	Unit number for the crop on the application for payment.
Crop	Crop name from the application for payment.
IND	Indicator specifying that the payable is for: <ul style="list-style-type: none"> <li>• “YB” - yield based crop loss</li> <li>• “VL” - value loss crop loss; excluding ginseng and floriculture</li> <li>• “FG” - grazing crop loss</li> <li>• “GN” - ginseng crop loss</li> <li>• “FL” - floriculture crop loss.</li> </ul> <b>Note:</b> This field will print for 2001 and 2002 processing years only.
***	***
*--Reduction Amount	Amount the payable is being reduced because of the reason shown in the RSN Code field.  <b>Note:</b> Amount will only be printed in this field for the crop on which the payment has been reduced. If a payable is completely reduced to zero because of payment limitation, the payable will be printed on the nonpayment register.
RSN Code	Provides the reason for the value shown in the Reduction Amount field, as follows: <ul style="list-style-type: none"> <li>• “A” means AGI reduction</li> <li>• “B” means substantive change reduction</li> <li>• “C” means member level reduction</li> <li>• “D” means payment limitation reduction.--*</li> </ul>
Net Payment	Calculated payment amount after payment limitation has been applied.

1426-1430 (Reserved)

**1431 Nonpayment Register**

**A About the Nonpayment Register**

When payments are processed, a nonpayment register will be printed for each selected producer that is not eligible for payment. This register informs County Offices of the reason the payment is not being issued.

**Note:** A nonpayment register will be printed even if all the producers in the selected batch are being paid. The message, “No Exceptions for Selected Producers”, will be printed on the nonpayment register.

**B Reviewing the Nonpayment Register**

The nonpayment register is automatically printed after all selected payments have been computed. County Offices shall review the nonpayment register to identify conditions that are preventing payments from being issued and take the appropriate action.

**1432 Nonpayment Register Messages**

**A Exception Messages**

County Offices shall resolve exception messages printed on the nonpayment register according to the following table.

Message	Reason for Message	County Office Action
“Application for Payment not Approved.”	COC payment approval date for the application for payment is not recorded in the system.	Enter the COC approval date in the system according to paragraph 1016.
*--“Application has been deleted.”	The status indicator in the Application for Payment file is not blank.	Determine if the application has been deleted.--*
“Payment Computed to Zero.”	The payment for the producer calculated to zero for either of the following reasons: <ul style="list-style-type: none"> <li>• production on other crops in the payment group offset the producer’s loss</li> <li>• the calculated loss multiplied times the member’s share, if applicable, is less than 50 cents.</li> </ul>	Ensure that all application data is loaded correctly in the system.

\*--1432 Nonpayment Register Message (Continued)

A Exception Messages (Continued)

Message	Reason for Message	County Office Action
“Prior Payment Exceeds Current Payment.”	Payments issued exceed the total payments the producer may have earned.	Ensure that all application for payment data is loaded correctly in the system and determine whether the producer is overpaid.
“Payment Limitation Allocated to Zero.”	A payment cannot be issued to a multi-county producer because the applicable payment limitation is set to zero.	Contact the control county to request a payment limitation allocation.
“Payment Limitation has been Exceeded.”	Producer has exceeded the effective payment limitation.	Contact the control county to request an increase in the payment limitation allocation. If the payment limitation cannot be increased, determine whether the producer is overpaid.
“Producer has Reached Payment Limitation.”	Producer has reached the effective payment limitation.	Contact the control county to request an increase in the payment limitation allocation. If the payment limitation cannot be increased, the producer is not eligible to receive any additional payments.
“Producer has Refused All Payments.”	Refuse payment flag in the name and address file is set to “Y”.	If the producer has: <ul style="list-style-type: none"> <li>• refused program payments, disregard the message</li> <li>• not refused program payments, change the refuse payment flag to “N” in the name and address file.</li> </ul>
“Producer is a Federal Entity.”	Entity type in the name and address file is “08”.	Do <b>not</b> issue payment to a Federal entity.

--\*

## 1432 Nonpayment Register Message (Continued)

## A Exception Message (Continued)

Message	Reason for Message	County Office Action
“Producer is a Joint Operation.”	The entity displayed has an entity code of “02” or “03”.	This is an informational message and no action is required.
“Producer is Not Recorded on Entity File.”	The producer has not been loaded in the entity file according to 2-PL.	Ensure that the producer’s entity and member information is loaded correctly in the entity file according to 2-PL.
“Producer is a Member of XXXX X.”	The producer is a member of *--a payment entity. The payment entity ID number is identified in the message.	This is an informational message to tie the member back to the payment entity.--*
“Producer Has Temporary ID Number.”	The producer has a temporary ID number.	Producers with temporary ID numbers are not eligible for payment. Obtain the producer’s ID number and record the information in all applicable applications.
*--“A producer and/or member does not have a valid ID number.”	The producer ID number is invalid.	Ensure that ID is loaded correctly.--*
“Invalid Entity Type or Producer ID Type - Entity Type - XX - Producer ID Type - XX.”	The producer’s ID type or entity type is incorrect.	Correct the entity type, producer ID type, or both if they are not loaded correctly in the name and address file.
*--“No Crop Data Table for Crop XXXX.”	There is no matching Crop Data Table file matching the key information for a crop on the Application for Payment file.	Ensure that the application data is loaded correctly.--*

1432 Nonpayment Register Messages (Continued)

A Exception Messages (Continued)

Message	Reason for Message	County Office Action
"No Eligibility Record on File."	Either: <ul style="list-style-type: none"> <li>• an eligibility record is not on the system for the producer</li> <li>• the PCW flag for the producer is blank.</li> </ul>	Update the producer's eligibility flags, according to COC determinations, according to 3-PL.  <b>Note:</b> Print Report MABDIG to determine the invalid flags.
***	***	
"Person Determination Flag is Invalid."	Person determination flag in specified county is invalid.	
***	See paragraph 1276 to determine valid flags.	
"Person Determination Flag for Member is Invalid."		
"AD-1026 Flag is Invalid."	AD-1026 flag in specified county is invalid. See paragraph 1276 to determine valid flags.	
"AD-1026 Flag for Joint Operation is Invalid."		
"AD-1026 Flag for Member is Invalid."		

1432 Nonpayment Register Messages (Continued)

A Exception Messages (Continued)

Message	Reason for Message	County Office Action
“6-CP Flag is Invalid.”	6-CP flag in specified county is invalid. See paragraph 1276 to determine valid flags.	Update the producer’s eligibility flags, according to COC determinations, according to 3-PL.
“6-CP Flag for Joint Operation is Invalid.”		
“6-CP Flag for Member is Invalid.”		
“Controlled Substance Flag is Invalid.”	Controlled substance flag in specified county is “N”.	* * *
“Controlled Substance Flag for Joint Operation is Invalid.”		
“Controlled Substance Flag for Member is Invalid.”		
“NAP Non-Compliance Flag is Invalid.”	NAP noncompliance flag is invalid. See paragraph 1276 to determine valid flags.	
“NAP Non-Compliance Flag for Joint Operation is Invalid.”		
“NAP Non-Compliance Flag for Member is Invalid.”		
“NAP Gross Income Flag is Invalid.”	NAP gross income flag is invalid. See paragraph 1276 to determine valid flags.	
“NAP Gross Income Flag for Member is Invalid.”		
“FCIC Flag is Invalid.”	FCIC fraud flag is invalid. See paragraph 1276 to determine valid flag.	

1432 Nonpayment Register Messages (Continued)

A Exception Messages (Continued)

\*--

Message	Reason for Message	County Office Action
“Producer is not eligible due to AGI.”	AGI certification status is not valid.	Ensure that the producer’s/member’s eligibility and share information is loaded correctly according to 2-PL and 3-PL, as applicable.
“AGI Share has been determined to be greater than 100%.”	AGI routine returned a share greater than 100 percent.	
“Producer’s Shares invalid.”	The producer’s share does not equal 100 percent.	
“Producer is not eligible due to Direct Attribution Rules.”	The producer is not eligible because of direct attribution rules.	
“Member with Direct Attribution Error Condition.”	At least 1 of the members has a direct attribution error condition.	
“Payment Computed to Zero due to Eligibility/Direct Attribution Rules.”	The payment calculation was reduced because of ineligibility related to eligibility or direct attribution rules.	
“The 3 <sup>rd</sup> Level Member does not meet the definition of a person.”	The member at the 3 <sup>rd</sup> level does not meet the definition of a person of an entity treated like a person.	Ensure that the producer’s member information is loaded correctly.

--\*

1433-1444 (Reserved)



**\*--Section 6 Recovery Process****1445 Using the Recovery Process****A Introduction**

If the system is interrupted for any reason while processing payments, the recovery program is executed when the option to issue payments is accessed again.

**B Recovery Process**

When an interruption occurs, the system attempts to automatically recover when either of the following occurs:

- the user selects any option on Menu FAX250 from the workstation that was processing payment before the interruption
- the user selects a payment option on the applicable payment processing menu.

The system recovers to the point of interruption or a report, file listing, or both print to assist in the recovery process.

**C If an Interruption Is Detected**

Screen MHACPRV2 will be displayed if an interruption is detected. The message, "An interruption in the payment processing has been detected. PRESS 'Enter' to attempt the recovery process. PLEASE DO NOT CANCEL.", will be displayed. Canceling the process will damage the Payment History file.

**D After Recovery Is Completed**

After the recovery process has been completed, Screen MHACPRV3 will be displayed. The message, "The recovery process has completed. PRESS 'Enter' to continue with the options originally selected.", will be displayed. The system then returns to the process that was originally selected on the applicable payment processing menu.

The user may now continue with original processing.--\*

**1446 Diagnostic Report**

**A When Report Will Print**

If intervention is required from the National Help Desk, the Diagnostic Report is placed on the spool file. A message will be displayed instructing the user that the recovery program has printed a report. The report will be on hold. The user must release the report from the spool file.

Do not destroy the report. This report contains information that is helpful to the National Help Desk in restoring the system.

**B Contacting the Help Desk**

If the Diagnostic Report is received, immediately contact the National Help Desk through the appropriate State Office personnel. Ensure that the report is available to assist the National Help Desk.

**C State Office Action**

The State Office shall:

- immediately contact the National Help Desk
- **not** attempt to correct the County Office system.

**1447-1460 (Reserved)**

**\*--Part 12 Problems Loading CCC-471's****1461 Overview****A Purpose**

This part informs State and County Offices:

- that the shell record process shall be used to timely load crop records when CCC-471's are taken for a missing crop and/or crop type on NCT, if producers pay applicable fees
- that the State Office specialist shall submit the necessary information to the National Office to correct problems on CCC-471's in a timely manner
- what documents are required for National Office review
- when manual CCC-471's can be taken
- that CCC-471's not loaded within the 7-calendar-day grace period **must** be submitted, with supporting documentation, to the National Office to be reviewed on a case-by-case basis
- how to add crops for a producer with a continuous coverage CCC-471
- what to do when incorrect producers are selected on CCC-471's.

**B Exhibit 7.X**

Paragraphs 1462 and 1467 refer to "Exhibit 7.X". The Exhibit 7 numbers are year specific. See the applicable Exhibit 7.X for the specific year for eligible crop.

**C Reasons for Needing to Load or Reload CCC-471's**

Reasons for needing to load or reload CCC-471's include, but are not limited to:

- County Office employee deleted a crop or crops from CCC-471
- CCC-577 has been approved
- crop or crop type was not on NCT
- change in administrative county was made
- crop or crops were not loaded within the 7-calendar-day grace period.--\*

**\*--1462 Missing Crop or Crop Type**

**A Timely Requests**

It is imperative that County Offices make timely requests to the State Office so missing crops can be added to NCT to enable CCC-471's to be loaded within the 7-calendar-day grace period. State Offices shall use the shell record process to download crops to the County Offices so CCC-471's can be loaded before the application closing date or within the 7-calendar-day grace period. Follow:

- subparagraph 756 E to load a shell record for 2008 and prior years
- subparagraphs 777 B and C, to load shell record for 2009 and subsequent years.

The 7-calendar-day grace period is based on the application closing date for the crop and is **not** adjusted for weekends or holidays.

**B Approved NAP Crop Not Listed on County Crop Table**

If preparing CCC-471 for a crop **not** on the county crop table, but is listed in Exhibit 7.X, County Offices shall follow the steps in this table.

Step	Action	
1	<b>IF...</b>	<b>THEN process...</b>
	fewer than 3 pay groups are available to be selected	a manual CCC-471 and manual CCC-257.
	3 or more pay groups are available to be selected	an automated CCC-471 and notate the missing crop on the automated CCC-471.
2	Immediately notify the State Office of the missing crop, according to paragraph 106.	
3	If the downloaded crop is received before the end of the 7-calendar-day grace period, load the crop in the automated system.	
	<b>Note:</b> These steps shall be taken before the end of the 7-calendar-day grace period.	
4	If the downloaded crop is received after the 7-calendar-day grace period, submit the required documents, according to paragraph 1463, to the State Office.	

--\*

\*--1462 Missing Crop or Crop Type (Continued)

**C Approved NAP Crop Type Not Listed on County Crop Table**

If preparing an automated CCC-471 for a crop type **not** on the county crop table, but is listed in Exhibit 7.X, County Offices shall follow the steps in this table.

Step	Action
1	Select a crop type with the same pay type code.
2	Select a crop type that most closely represents the requested type in the lowest pay crop/pay type, if there is not a type with the same pay type code.
3	Record the actual requested type in brackets on CCC-471.
4	Immediately notify the State Office of the missing type, according to paragraph 106.
5	If the downloaded type is received before the end of the 7-calendar-day grace period, delete the similar type and load the correct type in the automated system.  <b>Note:</b> These steps shall be taken before the end of the 7-calendar-day grace period.
6	If the downloaded type is received after the 7-calendar-day grace period, submit the required documents, according to paragraph 1463, to the State Office.

**D Crop Not Approved for NAP**

If preparing CCC-471 for a crop that is **not** listed in Exhibit 7.X, County Offices shall follow the steps in this table.

Step	Action	
1	<b>IF...</b>	<b>THEN process...</b>
	fewer than 3 pay groups are available to be selected	a manual CCC-471 and manual CCC-257.
	3 or more pay groups are available to be selected	an automated CCC-471 and notate the missing crop on the automated CCC-471.
2	Immediately notify the State Office of the missing crop, according to subparagraph 170 E.	
3	If the downloaded crop is received before the end of the 7-calendar-day grace period, load the crop in the automated system.  <b>Note:</b> These steps shall be taken before the end of the 7-calendar-day grace period.	
4	If the downloaded crop is received after the 7-calendar-day grace period, submit the required documents, according to paragraph 1463, to the State Office.	

--\*

**\*--1462 Missing Crop or Crop Type (Continued)**

**E Crop Type Not Approved for NAP**

If preparing an automated CCC-471 for a crop type that is **not** listed in Exhibit 7.X, County Offices shall follow the steps in this table.

<b>Step</b>	<b>Action</b>
1	Select the crop type that most closely represents the requested type in the lowest pay crop pay type.
2	Record the actual requested type in brackets on CCC-471.
3	Immediately notify the State Office of the missing type, according to subparagraph 170 E.
4	If the downloaded type is received before the end of the 7-calendar-day grace period, delete the similar type and load the correct type in the automated system.  <b>Note:</b> These steps shall be taken before the end of the 7-calendar-day grace period.
5	If the downloaded type is received after the 7-calendar-day grace period, submit the required documents, according to paragraph 1463, to the State Office.

--\*

**\*--1463 Required Documentation for State Office Review****A Documentation Required for Review**

When County Offices are requesting assistance to load CCC-471's for any reason, CED's shall submit the following documentation to the State Office program specialist:

- a written explanation of the problem and request of specific action from the National Office
- a signed copy of CCC-471, manual or automated
- a copy of CCC-257, manual or automated

**Note:** Do **not** use a different program code on CCC-257 to process NAP service fees when taking manual CCC-471's. Follow procedure in subparagraph 24 E, and 3-FI when processing a manual CCC-257.

- diagnostic reports printed according to subparagraph 890 B.

**Exception:** This does **not** apply to manual CCC-471's.

**Note:** Additional documentation is required according to subparagraph:

- 1466 A, if an incorrect crop or crop type was selected unless instructed to do so according to paragraph 1462
- 1466 B, if an incorrect producer was selected on CCC-471.

For transfers, one CCC-577 may be completed for **all** crops and crop types being transferred to a person.

**B Out-of-Balance CCC-257's**

If CCC-471's taken in error result in CCC-257's being out-of-balance, State and County Offices shall notate "CCC-257 is out-of-balance" on FAX cover sheet.

If an out-of-balance CCC-257 is created, do **not** move the service fee to another CCC-257.--\*

**\*--1464 Manual CCC-471's**

**A Accepting Manual CCC-471's**

Manual CCC-471's shall only be taken under the following situations. Manual CCC-471's shall be taken according to subparagraphs 23 A and 24 E, **only** if the:

- CCC-471 is late-filed
- automated system is **not** available
- crop or crop type does **not** exist in the county crop table and fewer than 3 pay groups are available to be selected for the producer.

**B Loading Manual CCC-471's**

County Offices should maintain all manual CCC-471's in a pending file and review the file periodically to determine which CCC-471's can be loaded in the automated system.

Manual CCC-471's shall be loaded **immediately** when the automated system or crop data is available.--\*



**\*--1465 Continuous Coverage and Selected Crops**

**A Continuous Coverage**

County Offices shall review the continuous coverage options provided in subparagraph 885.5 E.

There are 2 ways to add crops to a continuous coverage application:

- process the continuous coverage application and then add the additional crops on a separate CCC-471; the producer must sign CCC-471 with additional crop records
- delete the continuous coverage application and then load one CCC-471 with all crops the producer wants to have covered; the producer must sign CCC-471.

**Note:** Deleting a continuous coverage crop will delete **all** continuous coverage crops.

**B Selected Crops**

Once crops have been selected through continuous coverage or on a new CCC-471, County Offices shall **not** delete any crop unless:

- the crop was selected in error
- instructed to do so by the procedure in paragraph 1462.

An “S” indicator next to the crop indicates the crop has been selected and fees have been paid by the producer. All crops within the pay group will be eligible for NAP.--\*

**\*--1466 Incorrect Crop, Crop Type, or Producer**

**A Incorrect Crop or Crop Type Is Selected**

When an incorrect crop or crop type is selected and printed on CCC-471 and the producer is still in the office, re-access application, delete the incorrect crop or crop type and add the correct crop or crop type.

If the County Office does **not** handle an incorrect crop or crop type in this manner, additional documentation is required from the County Office, including:

- why the incorrect crop was selected
- how the County Office “knows” the crop or crop type selected is incorrect.

**Note:** Additional documentation does **not** apply if the crop or crop type was selected according to paragraph 1462.

When the producer signs CCC-471, item 12A, they are certifying that **all information on the CCC-471 is correct**, including the selected crops, types, intended uses, and planting periods, and that the producer’s intent is to have coverage for the selected crops.--\*

**\*--1466 Incorrect Crop, Crop Type, or Producer (Continued)****B Incorrect Producer Is Selected**

When an incorrect producer is selected and the accounting portion of the application has been accessed, continue with the application process. Do **not** load the correct producer using the same money. On the automated CCC-471:

- line through the incorrect producer information and write in the correct information
- have the producer sign and date the modified CCC-471.

Immediately submit the documents required, according to paragraph 1463, to the State Office.

If the County Office does **not** handle an incorrect producer in this manner, additional information is required from the County Office, including:

- why the incorrect producer was selected
- how the County Office “knows” the selected producer is incorrect.

When the producer signs CCC-471, item 12A, they are certifying that **all information on the CCC-471 is correct**, including the producer name, and that the intent is to have coverage for the selected producer and crops, types, intended uses, and planting periods.

Immediately submit the documents required, according to paragraph 3, to the State Office.

**Note:** Loading a second CCC-471 will cause the accounting records to be out-of-balance.--\*

**\*--1467 Action****A State Office Action**

State Offices shall:

- remind County Offices that CCC-471's shall **not** be taken manually unless the:
    - CCC-471 is late-filed
    - automated system is unavailable
    - crop or crop type does **not** exist on the county crop table
  - remind County Offices that when manual CCC-471's are not loaded timely or are loaded incorrectly when transferring data from the manual CCC-471's to the automated system, it requires extra resources to complete the task
  - review the required documentation submitted by County Offices to ensure that:
    - all applicable documentation has been provided
    - CCC-471's were timely filed
- Note:** Only CCC-471's that were timely filed shall be submitted. Follow procedure in 7-CP for CCC-471's that were **not** timely filed, but where relief may be warranted.
- County Offices properly followed procedure
  - forward the documentation to PECD, DAB using either of the following methods:
    - FAX to 202-720-4941, Attention: CDPS
    - mail to:

USDA, FSA, PECD, DAB, ATTN: CDPS  
 STOP 0517  
 1400 INDEPENDENCE AVE SW  
 WASHINGTON DC 20250-0517

- follow subparagraph 170 E when a crop or crop type has been requested and the crop or crop type is not listed in Exhibit 7.X, and NAP eligibility has not been determined for the crop or crop type--\*

**1467 Action (Continued)****A State Office Action (Continued)**

- follow subparagraph 170 F when a crop or crop type has been requested and the crop or crop type is not listed in 2-CP, Exhibit 10.5, and NAP eligibility has not been determined for the crop or crop type
- use the shell record process when crops are requested that previously have not been loaded in NCT

**Notes:** Follow:

- subparagraph 756 E, to load a shell record for 2008 and prior years
- subparagraphs 777 B and C, to load a shell record for 2009 and subsequent years.

2008 and prior year records added according to subparagraph 756 B will **not** download to the County Office without a State approval flag of “Y”. Refer to subparagraph 756 B.

- research price and yield historical data to ensure that an approved yield can be processed timely
- contact the National Office immediately for guidance, if problems cannot be resolved in taking CCC-471’s.

**B National Office Action**

The National Office shall:

- review submitted documentation
- request additional information, if necessary
- for approved requests, provide assistance to County Offices for loading CCC-471’s in the automated system
- for denied requests, notify the State Office of the denial.

**Note:** Relief may be requested from DAFP, if applicable.

**1468-1480 (Reserved)**



**\*--Part 13 2011 and Subsequent Crop Years Web-Based Payment Processing**

**1481 Payment Processing**

**A Computing Payment and Overpayment Amounts**

NAP payments for 2011 and subsequent crop years will be processed using a web-based payment system. The web-based payment process is an integrated process that reads a wide range of files to:

- determine whether a payment should be issued or whether an overpayment has occurred
- calculate the following:
  - gross payment amount
  - reduction amounts
  - net payment amount
  - overpayment amount.

The following describes the high level processing sequence to calculate NAP payments for producers.

Step	Action
1	Payment is triggered according to subparagraph B.
2	Determine whether there is an unsigned payment for the producer in NPS, and if so, cancel the payment in NPS.
3	Determine the gross payment amount for the producer according to subparagraph C.
4	Determine whether the producer is an entity or joint operation, and if so, obtain member information, if applicable.
5	Determine whether the producer and/or members are eligible for payment.
6	Provide the following to direct attribution for each producer: <ul style="list-style-type: none"> <li>• gross payment amount for each crop</li> <li>• 1 reason if producer is ineligible because of subsidiary eligibility provision.</li> </ul>
7	Direct attribution will determine the following: <ul style="list-style-type: none"> <li>• reduction amounts</li> <li>• payment limitation availability</li> <li>• net payment or overpayment amount</li> <li>• reasons for nonpayment or overpayment.</li> </ul>
8	All net payment and overpayment amounts will be totaled to determine the net payment for the farm and producer.
9	Provide the payment or overpayment amount, as applicable, to either of the following: <ul style="list-style-type: none"> <li>• NPS</li> <li>• NRRS.</li> </ul>
10	Determine whether e-Funds are available for the payment.
11	Update the Nonpayment Register with applicable information.
12	Update the Payment History with applicable information.

--\*

\*--1481 Payment Processing (Continued)

**B Triggering Payments**

Payment will be triggered through events that occur throughout the system. As a result, processing will be behind the scenes. Calculations and determinations will occur during the evening and nighttime hours without user intervention.

Trigger Type	Description
Initial	<p>Upon release of the web-based payment software, a process will automatically run to determine all 2011 and subsequent crop year CCC-576's that are approved for payment. This will initiate the process described in subparagraph A and does <b>not</b> require any County Office user interaction.</p> <ul style="list-style-type: none"> <li>• Payments will be sent to NPS for certification and signature.</li> <li>• Overpayment will be sent to NRRS.</li> </ul>
Primary	<p>Once the initial payments are triggered, subsequent payments will be initiated when County Office users approve CCC-576. Entering COC approval date initiates the payment process for the selected CCC-576's.</p> <p><b>Note:</b> Changes to CCC-576 that result in an approval date being reentered will trigger a payment that may result in an additional payment or receivable being established.</p>
Secondary	<p>Payments that cannot be issued during any payment process are sent to the Nonpayment Register. If a condition causing the producer to be on the Nonpayment Register is corrected, the payment will be triggered to reprocess to determine whether the payment can be issued.</p>
Tertiary	<p>The payment system will periodically recalculate all payments.</p>

--\*



**\*--1482 Canceling Payments****A Payment Cancellation**

After payment processing has been completed, County Offices shall review the NPS Payment Worklist to ensure that the correct payments have been generated. The user should complete the following if an error is determined:

- payment should **not** be signed in NPS
- take action to “Hold for Cancel by Program” in NPS (1-FI)
- condition causing the incorrect payment should be corrected.

**B User Intervention**

User intervention is **not** allowed for the cancellation process. If the condition causing the incorrect payment is corrected, the system will automatically cancel the unsigned payment and recalculate the payment amount owed.

If the payment amount is determined to be incorrect and the payment has been signed in the NPS System, the payment can **no** longer be canceled. The producer will be underpaid or overpaid after the condition causing the incorrect payment has been corrected.--\*

**\*--1483 Payment Reports**

**A Web-Based Common Payment Reports**

Web-based NAP payment reports are provided through the Common Payment Report Process. The following reports are available through the Common Payment Report Menu:

- Nonpayment/Reduction Report
- Payment History Report
- Submitted Payment Report
- Submitted Overpayment Report
- Pending Overpayment Report
- Insufficient Funds Report
- ECPR.

**B Accessing the Web-Based Common Payment Reports**

9-CM contains complete information on all the common reports.

**Note:** See paragraph 1485 for details on ECPR.--\*

1484 CCC-576E, NAP Estimated Calculated Payment Report

A Details on the Web-Based CCC-576E

The web-based system-generated CCC-576E contains the same information as System 36 NAP ECPR detailed in paragraph 1413. The data has been reformatted for ease in display of the information.

B Example of System-Generated CCC-576E

The following is an example of system-generated CCC-576E.

County: County	<b>2011 Non-insured Assistance Program</b>	Date: 11/11/2011															
State: State	<b>Estimated Calculated Payment Report</b>	Page X of X															
IM A. Producer 1234 Street City, ST 11111																	
<b>Part A -GROSS PAYMENT DATA FOR YIELD-BASED CROPS</b>																	
Unit No 000310	Pay Crop Name POTATOES	Payment Crop Code 0084															
		Payment Crop Type Code 001															
		Planting Period 01															
Crop Type	Fnl Use	Stg	Prac	Csh Dst	Aprv Loss	Share	Planted Acres	PP Acres	Yield	Disaster Level	Net Production	Net Prod. For Payment	Paymt Rate	Paymt Factor	Pmt Lvl	Salvage Value	Calculated Payment(1)
RUS	FH	H	N		Y	1.0000	100.00		198.00	9,900.00	1,000.00	8,900.00	0.1000	1.0000	55%	\$0	\$490
RUS	FH	UH	N		Y	1.0000	8.00		198.00	792.00	0.00	792.00	0.1000	0.5700	55%	\$0	\$25
Unit Total																\$515	
TOTAL PROJECTED 2011 NONINSURED ASSISTANCE PROGRAM PAYMENT																\$515	
<p>DISCLAIMER: The payment data reflected on this Estimated Calculated Payment Report includes payment amounts based on program eligibility. The calculated payment amounts reflected on this report may vary due to changes in payment acres, payment yields, producer eligibility, producer payment share, crop production, payment factor, and payment limitation. The distribution of this Estimated Calculated Payment Report does not in any way obligate CCC to disburse the payment amounts reflected.</p> <p>(1) For yield-based crops with a stage of H or UH, disaster level is determined by multiplying acres times share times yield times 50%. The calculated payment is the result of net production for payment times payment rate times payment factor times 55% minus salvage value.</p> <p>For yield-based crops with a stage of PP, when there is only one crop type for the pay group, the disaster level is determined by adding planted acres plus prevented planted acres times 35%. Net production for payment is determined by multiplying share times approved yield, times the result of (prevented planted acres minus disaster level), minus assigned production. The calculated payment is the result of net production for payment times payment rate times payment factor times 55%.</p> <p>For yield based crops with a stage of PP when there are multiple crop types within a pay group, the calculated payment is determined as follows:</p> <ol style="list-style-type: none"> <li>Determine the disaster level for the prevented planted acres for the pay group by adding all planted acres plus prevented planted acres times 35%.</li> <li>Determine the total eligible prevented planted acres by subtracting the prevented planted acres minus the prevented planted disaster level.</li> <li>Determine the crop value for each crop type by multiplying the following: yield times payment rate times payment factor</li> <li>Attribute the total prevented acres for the pay group based on the highest crop value determined in 1c, not to exceed the number of prevented planted acres for that crop type. All remaining acres for the prevented planted pay group shall be attributed in crop value order, not to exceed the number of prevented planted acres for each crop type.</li> <li>Determine the net production for payment for the crop type by multiplying the approved yield, times eligible prevented planted acres, minus assigned production, times the share.</li> <li>The calculated payment amount for the crop type is determined by multiplying the following: net production for payment, times payment rate, times prevented planted payment factor, times 55% payment level.</li> </ol> <p>(2) For value loss crops, disaster level is determined by multiplying field market value A times 50%. The calculated payment is the result of disaster level minus field market value B times producer share times payment factor times payment level minus salvage value.</p> <p>(3) For grazing crops, expected AUD is the result of dividing the result of (acres times share) by carrying capacity times grazing period days times AUD adjusted factor. Adjusted AUD Loss is the result of multiplying expected AUD times AUD loss percent minus the result of (share time assigned AUD). The calculated payment is the result of total adjusted AUD loss minus the result of (total expected AUD times 50%) times AUD value times payment level.</p> <p>NOTE: If a calculated payment equals zero, this is the result of either the crop type not having an approved Notice of Loss on file and a loss is present for the crop type or it is the actual payment calculation.</p>																	



**\*--Part 14 NAP Automation**

**Section 1 Software Access**

**1521 Accessing Software**

**A Basic Information**

NAP software:

- is intuitive web-based software with a centralized database
- will be updated by State and county FSA employees with level II eAuthentication access.

**B Definitions**

In this part:

- user means State and county FSA employees with level II eAuthentication access, **except** where specifically noted
- home county means the same as administrative county in the web-based environment.--\*

\*--1521 Accessing Software (Continued)

**C Accessing NAP Software**

Access the Home Page from the FSA Applications Intranet web site at [http://fsaintranet.sc.egov.usda.gov/fsa/FSAIntranet\\_applications.html](http://fsaintranet.sc.egov.usda.gov/fsa/FSAIntranet_applications.html). Under the Production Adjustment and Disaster Programs section CLICK “NAP”.

**Note:** Internet Explorer shall be used when accessing the Home Page.

**D Login Screen**

After users click “NAP”, the following USDA eAuthentication Warning Screen will be displayed. Click “**I Agree**” to proceed or “**Cancel**” to end the process.



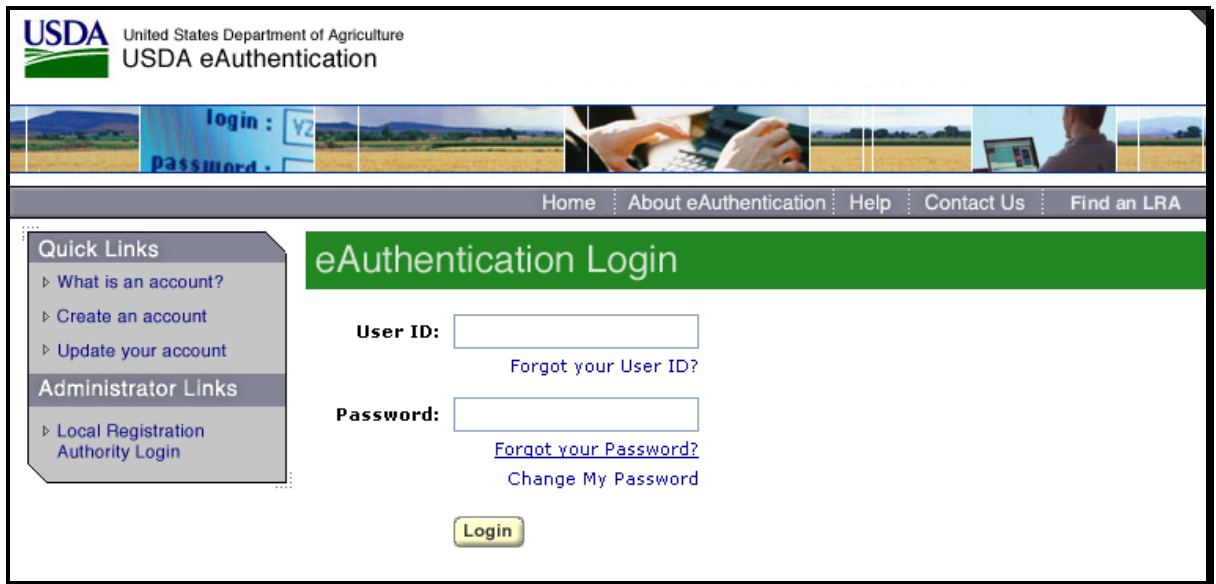
--\*

\*--1521 Accessing Software (Continued)

**E eAuthentication Login Screen**

On the eAuthentication Login Screen, users must:

- enter user ID
- enter password
- CLICK “**Login**”.



--\*

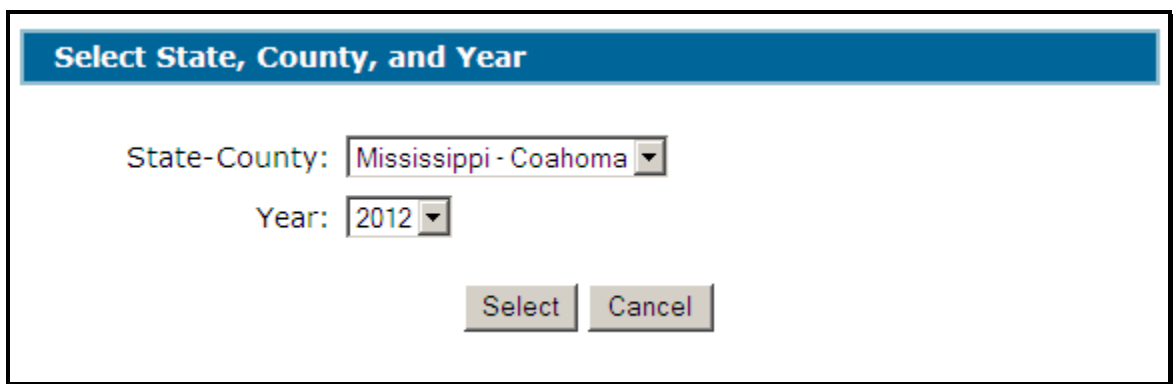
The Select State, County, and Year Screen will be displayed.

**\*--1522 Select State, County, and Year****A Overview**

After user is logged in and has been authenticated, the Select State, County, and Year Screen will be displayed. Users must select a State, county, and year to access NAP software in their home county(s). Users will also have the option of selecting “Nationwide Customer Service” from the left navigation menu on the Select State, County, and Year Screen. This provides the ability to access NAP software from any Service Center nationwide. Application for Payment software is available for 2012 and future years.

**B Example Select State, County, and Year Screen**

Following is an example of the Select State, County, and Year Screen.



The screenshot shows a web interface titled "Select State, County, and Year". It features two dropdown menus. The first dropdown is labeled "State-County:" and has "Mississippi - Coahoma" selected. The second dropdown is labeled "Year:" and has "2012" selected. Below the dropdowns are two buttons: "Select" and "Cancel".

**C Action**

User shall use the drop-down menus to select the applicable:

- State/county
- year.

CLICK “**Select**”. The Main Menu will be displayed. See paragraph 1523.--\*



## 1523 Main Menu

### A Overview

After user has selected a State, county, and year, the Main Menu will be displayed. The Main Menu allows users to do any of the following:

- \*--search for a unit by:
  - Producer
  - Unit Number--\*
- add, edit, or cancel the following:
  - Approved Yield by Producer
  - Approved Yield by Unit Number
  - Application for Payment
  - Notice of Loss
- view/print the following:
  - Notice of Loss Reports
  - Approved Yield Reports
  - Application for Payment Reports
  - \*--Unit Maintenance Reports--\*
  - Approved Yield blank form
  - Application for Payment blank form
  - Notice of Loss blank form
- sign Approved Yield.

1523 Main Menu (Continued)

B Example of Main Menu

Following is an example of the Main Menu.

\*--

Main Menu		
<b>Year:</b> 2012	<b>State:</b> Mississippi	<b>County:</b> Coahoma
<b>Unit Maintenance</b>		
<a href="#">Search by Producer</a>		
<a href="#">Search by Unit Number</a>		
<a href="#">Reports</a>		
<b>Notice of Loss</b>		
<a href="#">Add, Edit, or Cancel Notice of Loss</a>		
<a href="#">Reports</a>		
<b>Approved Yield</b>		
<a href="#">Add, Edit or Cancel Approved Yield by Producer</a>		
<a href="#">Add, Edit or Cancel Approved Yield by Unit Number</a>		
<a href="#">Sign Approved Yield</a>		
<a href="#">Reports</a>		
<b>Application for Payment</b>		
<a href="#">Add, Edit, or Cancel Application for Payment</a>		
<a href="#">Reports</a>		
<b>Blank Forms</b>		
<a href="#">Notice of Loss Form</a>		
<a href="#">Approved Yield Form</a>		
<a href="#">Application for Payment Form</a>		

--\*

## 1523 Main Menu (Continued)

## C Action

Following is an explanation of the options available on the Main Menu.

Option	Result
<b>*--Unit Maintenance</b>	
Search by Producer	The SCIMS Customer Search Screen will be displayed.
Search by Unit Number	The Search Unit Screen will be displayed.--*
<b>Notice of Loss</b>	
Add, Edit, or Cancel Notice of Loss	The Search Notice of Loss Screen will be displayed.
Reports	The Reports Screen will be displayed.
<b>Approved Yields</b>	
Add, Edit or Cancel Approved Yield by Producer	The SCIMS Customer Search Screen will be displayed.
Add, Edit or Cancel Approved Yield by Unit Number	The Search Approved Yield Screen will be displayed.
Sign Approved Yield	The Search Approved Yields to Sign Screen will be displayed.
Reports	The Reports Screen will be displayed.
<b>Application for Payment</b>	
Add, Edit, or Cancel Application for Payment	The Search Application for Payment Screen will be displayed.
Reports	The Reports Screen will be displayed.
<b>Blank Forms</b>	
Notice of Loss Form	A blank CCC-576 (Page 1) will be displayed.
Approved Yield Form	Blank CCC-452 will be displayed.
Application for Payment Form	Blank CCC-576 (Page 2) will be displayed.

## 1524 Nationwide Customer Service

### A County Office User Access

The NAP System automatically allows for nationwide customer service. Users can access and load NAP data for any producer nationwide. This service will be extremely beneficial for travelers, absentee producers, etc. Users loading nationwide NAP data will have limited authority.

### B Example of Select State, County, and Year Screen

To access Nationwide Customer Service, from the left navigation menu, CLICK “**Nationwide Customer Service**”. The following Select State, County, and Year Screen will be displayed.

The screenshot shows a web form titled "Select State, County, and Year". It contains three drop-down menus: "State" with "Alabama" selected, "County" with "Autauga" selected, and "Year" with "2012" selected. Below the menus are two buttons: "Select" and "Cancel".

User shall use the drop-down menus to select the applicable:

- State
- county
- year.

CLICK “**Select**” to continue into the selected NAP process.

### C Functionality

All functionality of the NAP processes is the same in Nationwide Customer Service except that **no** COC action can be taken. COC action **must** be taken by the administrative County Office.

### D Action

Users that process Nationwide Customer Service **must**:

- immediately FAX a copy of the signed application to the home county
- mail the original signed application to the home county
- maintain a copy of the signed application.

**1525 State Office Access**

**A Requesting Access**

If State Office administrative access has not already been requested for users in a State Office, requests shall be made according to the following:

- provide the National Office with all State employees who are to have access, and include the following:
  - State name
  - employee's legal first and last name
  - employee's USDA eAuthentication user ID
- FAX information to 202-720-0051, Attn: Neeru Gulati

**Note:** Include on the FAX that the request is for NAP State Office administrative access.

- contact PECD, Common Provisions Branch at 202-720-3464 with any questions or concerns.

**Note:** Additional employees can be added at any time by requesting access according to this subparagraph.

**B Access Authority**

State Office Administrative Users have the ability to:

- complete NAP for any producer within their assigned State
- print reports for any county within their assigned State
- access Nationwide Customer Service.

\*--Follow procedure in Sections 1, 3, 4, and 5 for instructions for using the system.--\*

**1526-1530 (Reserved)**

**Section 2 (Reserved)**

**1531-1568 (Reserved)**



**\*--Section 3 Unit Maintenance****1569 Options****A Overview**

Units are not year specific, so any year may be selected on the Select State, County, and Year Screen.

Users may:

- search by producer

**Notes:** After users click “Search by Producer”, the SCIMS Customer Search Screen, that provides a method for searching SCIMS to find the applicable producer, will be displayed.

Producer may be selected by type, name, tax ID, or other. See 1-CM for additional information on SCIMS. See paragraph 1570.

- search by unit number

**Note:** After users click “Search by Unit Number” the Search Unit Screen will be displayed. See paragraph 1574.

- generate reports (paragraph 1576).--\*

**\*--1570 Searching by Producer**

**A Overview**

After users click “Search by Producer”, the SCIMS Customer Search Screen will be displayed.

**B Example of SCIMS Customer Search Screen**

Following is an example of the SCIMS Customer Search Screen.

The screenshot shows the SCIMS Customer Search interface. At the top left is the USDA logo and 'United States Department of Agriculture Farm Service Agency'. At the top right is the 'SCIMS Customer Search' logo. A navigation bar contains links: 'Scims Search Home', 'About Scims Search', 'Help', 'Contact Us', 'Exit', and 'Logout of eAuth'. Below this is a blue banner with the text 'Please Select A Customer'. The main form area is divided into several sections: 'Location' with dropdowns for State (MISSISSIPPI), County (COAHOMA), and Service Center (Optional) (CLARKSDALE SERVICE CENTER), along with a 'Service Center Details' button and a 'National Search' checkbox; 'Type' with radio buttons for Individual, Business, Both, Active, and Active and Inactive; 'Name' with radio buttons for Starts With and Exact Match, and input fields for Last or Business and First; 'Tax ID' with an ID input field, an ID Type dropdown (SELECT ONE), and radio buttons for Whole ID and < Last 4 Digits; and 'Other' with input fields for Common Name, Zip Code, and Phone No. At the bottom are buttons for Search, Reset, and Cancel.

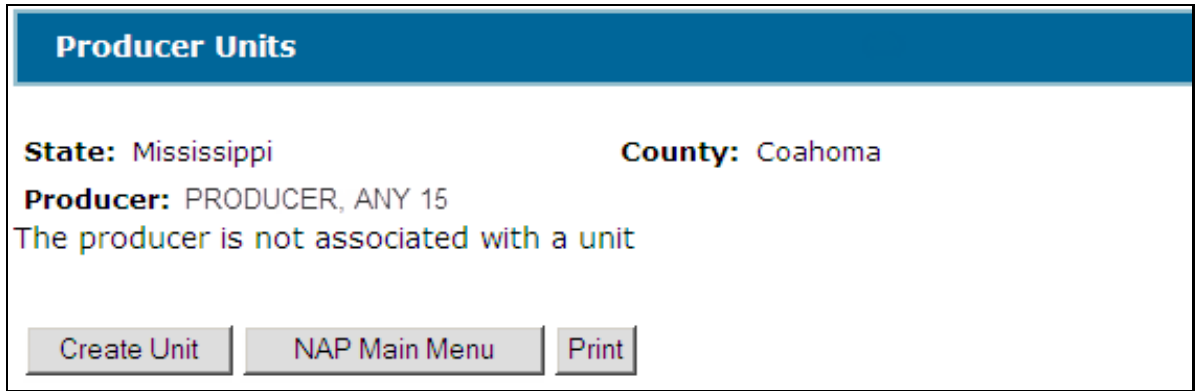
User must select a customer based on the search results by clicking the applicable producer.--\*



**\*--1570 Searching by Producer (Continued)**

**B Example of SCIMS Customer Search Screen (Continued)**

If the producer selected is not associated with a unit, the following Producer Units Screen will be displayed.



If the selected producer is associated with 1 or more units, the Producer Units Screen will be displayed with applicable units. See paragraph 1573.

**C Button Descriptions and Actions**

The following table provides button descriptions and actions on the Producer Units Screen.

Button	Description
Create Unit	The Create Unit Screen will be displayed.
NAP Main Menu	Main Menu will be displayed. See paragraph 1523.
Print	Informational message will open in a separate window.

**1571 Creating Units**

**A Overview**

On the Create Unit Screen:

- the selected producer will be displayed
- additional producers may be selected.--\*

\*--1571 Creating Units (Continued)

**B Example of the Create Units Screen**

Following is an example of the Create Unit Screen.

Create Unit		
State: Mississippi		County: Coahoma
Producer Name	Producer Type	Action
PRODUCER, ANY 1	Operator	
PRODUCER, ANY 4	Operator	Remove
PRODUCER, ANY 5	Owner	Remove
PRODUCER, ANY 6	Owner	Remove
Add Producer		
<input type="button" value="Submit"/> <input type="button" value="Cancel"/>		

**C Field/Button Descriptions and Actions**

The following table provides field and button descriptions and actions on the Create Unit Screen.

Field/Button	Description
Producer Name	The selected producer will be listed first. This producer may not be removed. Producers will be listed in the order they are added.
Producer Type	Manual selection of the producer type. The default producer type is "Operator".  Applicable producer types are:  <ul style="list-style-type: none"> <li>• Operator</li> <li>• Owner.</li> </ul> <p><b>Note:</b> See paragraph 28 for an explanation of producer types.</p>
Remove	Removes the producer from the list.
Add Producer	SCIMS Customer Search Screen will be displayed.
Submit	Unit Details Screen will be displayed.
Cancel	Producer Units Screen will be displayed.

**Note:** A unit created using this application must have at least 1 operator.--\*

**\*--1572 Unit Details**

**A Overview**

The Unit Details Screen provides additional information about the unit. If more than 3 producers are associated with the unit, the Unit Details Screen will list all producers.

The Unit Details Screen opens in a separate window.

**B Example of the Unit Details Screen**

Following is an example of the Unit Details Screen.

**Unit Details**

**State:** Mississippi                      **County:** Coahoma

**Unit Number:** 1704                      **Unit Status:** Active

Producer Name	Producer Type
PRODUCER, ANY 1	<b>Operator</b>
PRODUCER, ANY 4	Operator
PRODUCER, ANY 5	Owner
PRODUCER, ANY 6	Owner

All Producer's Units

Deactivate Unit

NAP Main Menu

Print

--\*

\*--1572 Unit Details (Continued)

**C Button Descriptions and Actions**

The following table provides button descriptions and actions on the Unit Details Screen.

Button	Description
All Producer's Units	The Producer Units Screen will be displayed.
Deactivate Unit	Button will be displayed only if unit is active.  Deactivates an active Unit. Confirmation dialog box will be displayed. CLICK: <ul style="list-style-type: none"> <li>• "OK" to deactivate unit, status will be changed to "Inactive"</li> <li>• "Cancel" to not deactivate unit.</li> </ul>
Activate Unit	Button displayed only if unit is inactive.  Activates an inactive unit. Status will be changed to "Active".
NAP Main Menu	The Main Menu will be displayed. See paragraph 1523.
Print	The unit details will open in a separate window.

**Notes:** A unit should **not** be deactivated unless it was created in error.

A unit **cannot** be deactivated if it is used by another application, such as:

- approved yields
- notice of loss
- application for payment
- CARS.--\*

**\*--1573 Producer Units**

**A Overview**

The Producer Units Screen provides all units associated with the selected producer.

**B Example of the Producer Units Screen**

Following is an example of the Producer Units Screen.

Producer Units		
<b>State:</b> Mississippi		<b>County:</b> Coahoma
<b>Producer:</b> PRODUCER, ANY 1		
Unit Number	Producers	Unit Status
1702	PRODUCER, ANY 1 (Operator)	Active
1703	PRODUCER, ANY 1 (Operator) PRODUCER, ANY 2 (Owner)	Active
1704	PRODUCER, ANY 1 (Operator) PRODUCER, ANY 4 (Operator) PRODUCER, ANY 5 (Owner) <i>... 4 producers total</i>	Active
<input type="button" value="Create Unit"/> <input type="button" value="NAP Main Menu"/> <input type="button" value="Print"/>		

**C Field/Button Descriptions and Actions**

The following table provides field and button descriptions and actions on the Create Unit Screen.

Field/Button	Description
Unit Number	Unit Details Screen will be displayed. See paragraph 1572.
Producers	Producers associated with the unit and producer type. Up to 3 producers will be listed. If more than 3 producers are associated with the unit, the total number of producers will be listed.
Unit Status	“Active” or “Inactive”.
Create Unit	The Create Unit Screen will be displayed. See paragraph 1571.
NAP Main Menu	The Main Menu will be displayed. See paragraph 1523.
Print	The selected producer’s units will be displayed in a separate window.

--\*

**\*--1574 Searching by Unit Number**

**A Overview**

After users click “Search by Unit Number”, the Search Unit Screen will be displayed.

**B Example of the Search by Unit Number Screen**

Following is an example of the Search Unit Screen.

**C Field/Button Descriptions and Actions**

The following table provides field and button descriptions and actions on the Create Unit Screen.

Field/Button	Description
Unit Number	Enter a unit number and CLICK “Search”. The Unit Details Screen will be displayed. See paragraph 1572.  <b>Note:</b> If the unit does <b>not</b> exist, a message will be displayed.
NAP Main Menu	The Main Menu will be displayed. See paragraph 1523.

**1575 Auto Creating Units**

**A Creating Units**

When records are added to the Report of Acreage according to 2-CP, the NAP Unit Table will be accessed for the applicable unit number based on the farming relationship captured on the acreage report. If a corresponding unit number is not found, the NAP unit maintenance application will generate a unit number based on the relationship captured on the acreage report.

A unit number will be returned to the acreage report regardless of NAP coverage on the crop reported.--\*

**\*--1576 Reports**

**A Overview**

The reports option provides a list of reports that are available to be viewed and/or printed.

**B Example of the Reports Screen**

Following is an example of the Reports Screen.

The screenshot shows a web interface titled "Reports". It has two filter fields: "State: Mississippi" and "County: Coahoma". Below these is a radio button labeled "Auto Created Units Report". There are two date pickers: "Start Date:" and "End Date:". At the bottom, there are two buttons: "Create Report" and "NAP Main Menu".

**C Field/Button Descriptions and Actions**

The following table provides field button descriptions and actions on the Create Unit Screen.

Report/Field/Button	Action	Result
Auto Created Units Report	Manual selection.	Report will be displayed identifying units that were created by the system.
Start Date	Manual entry.	Enter a start date to limit the data that will be displayed on the report.  <b>Note:</b> Start date is not required.
End Date		Enter an end date to limit the data that will be displayed on the report.  <b>Note:</b> End date is not required.
Create Report	The selected report will be displayed in a separate window.	
NAP Main Menu	Main Menu will be displayed. See paragraph 1523.	

--\*

**\*--1576 Reports (Continued)**

**D Producer Report**

To display or print details of all of a producer's units:

- select the producer
- on the Producer Units Screen, CLICK "Print" (paragraph 1573).

**E Unit Report**

To display or print details for a specific unit:

- select a unit
- on the Unit Details Screen, CLICK "Print" (paragraph 1572).--\*

**1577-1615 (Reserved)**



**\*--Section 4 Notice of Loss**

**Subsection 1 2012 Notice of Loss**

**1616 Search Notice of Loss Screen**

**A Overview**

After users have clicked “Add, Edit, or Cancel Notice of Loss”, the Search Notice of Loss Screen will be displayed. The Search Notice of Loss Screen will allow users to:

- add CCC-576 (Page 1)
- edit CCC-576 (Page 1)
- view/print an existing CCC-576 (Page 1).

**B Example of Search Notice of Loss Screen**

Following is an example of the Search Notice of Loss Screen.

**Search Notice Of Loss**

**Year:** 2012      **State:** Mississippi      **County:** Coahoma

Disaster Event	Crop	Status
<b>PRODUCER, ANY 1</b>		
10/01/2011 Hail	CRUST CRB 3002 01	Initiated <a href="#">View/Print</a> <a href="#">Edit</a>
04/23/2011 - 04/28/2011 Drought	CARRT HYB 0120 01	Canceled <a href="#">View/Print</a> <a href="#">Reactivate</a>
04/04/2011 - 04/07/2011 Volcanic Eruption	BEETS HYB 0642 01	Initiated <a href="#">View/Print</a> <a href="#">Edit</a>
<a href="#">Add Notice of Loss</a>		
<b>PRODUCER, ANY 2</b>		
08/15/2011 Hail	SESME 0396 01	Approved <a href="#">View/Print</a> <a href="#">Edit</a>
<a href="#">Add Notice of Loss</a>		

Showing 1-50 of 64 Notice of Losses <<First <Prev **1** [2](#) [Next](#)> Last>>

--\*

**\*--1616 Search Notice of Loss Screen (Continued)****C Action**

To add a new CCC-576 (Page 1), CLICK:

- “Add/Search” and the SCIMS Customer Search Screen will be displayed
- “Add Notice of Loss” for the applicable producer and the Enter Cause of Loss Screen will be displayed. See paragraph 1618.

CLICK “View/Print” to view/print an existing CCC-576 (Page 1). CCC-576 (Page 1) will be displayed.

To edit an existing CCC-576 (Page 1), do either of the following:

- CLICK “Add/Search” and the SCIMS Customer Search Screen will be displayed
- CLICK “Edit” for CCC-576 (Page 1) to be edited and the Create Notice of Loss Screen will be displayed. See paragraph 1621.

**D Status**

The “Status” column will display the status of the producer’s CCC-576 (Page 1). The following are “Status” column definitions.

Initiated means CCC-576 (Page 1) has been started but the producer has not yet signed the application.

Producer Signed means the producer has signed CCC-576 (Page 1) but COC has not approved/disapproved CCC-576 (Page 1).

Approved means COC has approved CCC-576 (Page 1).

Disapproved means COC has disapproved CCC-576 (Page 1).

Canceled means that CCC-576 (Page 1) has been placed in a canceled state because of either of the following:

- changes to basic program data (i.e. modification of FSA-578 data)
- SCIMS duplicate resolution merge.--\*

**\*--1616 Search Notice of Loss Screen (Continued)**

**D Status (Continued)**

A canceled CCC-576 (Page 1) must be accessed and modified to ensure that the most current data is on CCC-576 (Page 1). A report is available that provides a listing of all canceled CCC-576 (Page 1) along with the reason for the cancellation. See paragraph 1641 for additional information.

**Note:** A SCIMS duplicate resolution merge will cancel CCC-576 (Page 1) associated with the merged producer. CCC-576 (Page 1) associated with the producer that was “kept” will not be canceled. CCC-576 (Page 1) suspended because of a SCIMS duplicate resolution merge does not need to be accessed and modified.--\*

**\*--1617 SCIMS Customer Search**

**A Overview**

If the user clicked “Add/Search”, the SCIMS Customer Search Screen will be displayed. The SCIMS Customer Search Screen will provide users with a method of searching SCIMS to find the applicable producer. Producer can be selected by type, name, tax ID, or other. See 1-CM for additional information on SCIMS.

**B Example of SCIMS Customer Search Screen**

Following is an example of the SCIMS Customer Search Screen.

User must select customer based on search results by clicking the applicable producer.

If the producer has no existing Notices of Loss, the Search Notice of Loss Screen will be redisplayed with the message, “Notice of Loss for selected Producer not found”.

If the selected producer has 1 or more existing Notices of Loss, the Search Notice of Loss Screen will be redisplayed listing only the selected producer’s existing Notices of Loss. See paragraph 1616.

To add a new CCC-576 (Page 1) for the selected producer, CLICK “Add Notice of Loss” and the Enter Cause of Loss Screen will be displayed. See paragraph 1618.--\*

**\*--1618 Enter Cause of Loss Screen**

**A Overview**

The Enter Cause of Loss Screen will be displayed for entering loss dates and selecting all applicable causes of loss.

**B Example of Enter Cause of Loss Screen**



Following is an example of the Enter Cause of Loss Screen.


**Enter Cause of Loss**

**Year:** 2012      **State:** Mississippi      **County:** Coahoma

**Producer:** PRODUCER, ANY 1

**Cause of Loss**

Start Date:        Ending Date:  

Apparent Date:  

Drought       Heat

Hail       Excess Moisture/Precipitation

Frost       Freeze

Cold Wet Weather       ICH (insufficient chill hrs.)

Flood       Wind/Excess Wind

Cyclone       Tornado

Insects       Plant Disease

Hurricane/Tropical Depression       Earthquake

Volcanic Eruption

Other

--\*

**\*--1618 Enter Cause of Loss Screen (Continued)**

**C Field Descriptions and Actions**

The following provides the field descriptions and actions on the Enter Cause of Loss Screen.

<b>Field/Button</b>	<b>Description</b>
Start Date	Enter the start date of the disaster event.
Ending Date	Enter the ending date of the disaster event.  <b>Note:</b> Entry is <b>not</b> required.
Apparent Date	Enter the date the loss was apparent.
Cause of Loss	Select all applicable causes of loss.  <b>Note:</b> If insects and/or plant disease are selected, another disaster event must be selected or CCC-576 (Page 1) will not be eligible for approval. See subparagraph 21 A for additional information.
Save & Continue	Crop Selection Screen will be displayed. See paragraph 1619.
Cancel	Search Notice of Loss Screen will be displayed. See paragraph 1616.

--\*

\*--1619 Crop Selection

A Overview

The Crop Selection Screen will be displayed for selecting the unit and crops that were affected by the disaster event.

B Example of Crop Selection Screen

Following is an example of the Crop Selection Screen.

### Crop Selection

**Year:** 2012      **State:** Mississippi      **County:** Coahoma

**Producer:** PRODUCER, ANY 1

---

**Cause of Loss**

**Start Date:** 05/03/2011      **Ending Date:** 05/05/2011

**Apparent Date:** 05/11/2011

**Disaster Event(s):** Hail, Flood

[Edit Cause of Loss](#)

---

**Crops**

**Unit Number:**

- [620](#)      PRODUCER, ANY 1 (Operator)  
   PRODUCER, ANY 2 (Owner)  
   PRODUCER, ANY 3 (Owner)
- [621](#)      IMA FARMER INC (Operator)  
   PRODUCER, ANY 1 (Owner)  
   PRODUCER, ANY 3 (Owner)
- [699](#)      PRODUCER, ANY 3 (Operator)  
   IMA FARMER INC (Owner)  
   PRODUCER, ANY 1 (Owner)

---

**Crop:**

**Crop Type:**

[Save & Continue](#)      [Cancel](#)

--\*

\*--1619 Crop Selection (Continued)

**C Field Descriptions and Actions**

The following provides the field descriptions and actions on the Crop Selection Screen.

<b>Field/Button</b>	<b>Description</b>
<b>Cause of Loss</b>	
Start Date	The start date, ending date, apparent date, and disaster event(s) selected on the Enter Cause of Loss Screen. See paragraph 1618.
Ending Date	
Apparent Date	
Disaster Event(s)	
Edit Cause of Loss	CLICK “Edit Cause of Loss” to modify the previously selected cause of loss information. The Enter Cause of Loss Screen will be displayed. See paragraph 1618.
<b>Crops</b>	
Unit Number	Select the applicable unit. Click the unit number and the Unit Details Screen will be displayed. See paragraph 1620.
Crop	Select the crop from the drop down. Crops covered on the Application for Coverage will be listed in the drop down.
Crop Type	Select the crop type from the drop down. All crop types associated with the selected crop will be listed in the drop down.
<b>Buttons</b>	
Save & Continue	CLICK “Save & Continue” after selecting the unit, crop, and crop type. Create Notice of Loss Screen will be displayed. See paragraph 1621.
Cancel	Enter Cause of Loss Screen will be displayed. See paragraph 1618.

--\*



**\*--1620 Unit Details**

**A Overview**

The Unit Details Screen will:

- provide additional information about the unit
- list all producers associated with the unit
- open in a separate window.

**B Example of Unit Details Screen**

Following is an example of the Unit Details Screen.

Unit Details	
<b>State:</b> Mississippi	<b>County:</b> Coahoma
<b>Unit:</b> 621	<b>Status:</b> Active
Producer Name	Producer Type
PRODUCER, ANY 1	Operator
PRODUCER, ANY 2	Owner
PRODUCER, ANY 3	Owner
<input type="button" value="Close"/> <input type="button" value="Print"/>	

**C Actions**

To print the unit details, CLICK **“Print”**.

CLICK **“Close”** to return to Unit Selection Screen.--\*

**\*--1621 Create Notice of Loss**

**A Overview**

The Create Notice of Loss Screen will:

- provide a summary of the selected cause of loss and crop data
- allow for entry of signature information.

**B Example of Create Notice of Loss Screen**

Following is an example of the Create Notice of Loss Screen.

**Edit Notice Of Loss**

**Year:** 2012      **State:** Mississippi      **County:** Coahoma

**Producer:** PRODUCER, ANY 1

**Cause of Loss**

**Start Date:** 05/03/2011      **Ending Date:** 05/05/2011

**Apparent Date:** 05/11/2011

**Disaster Event(s):** Hail, Flood

**Crops**

**Unit Number:** 621

**Crop:** HERBS 5000 001 02

**Crop Type:** DILL(DIL)

**Additional Information**

Comments:

**Producer Signature**

Signature Method:        Date:

**COC Determination**

Approved     Disapproved      Date:

**Cancellation**

Do you want to cancel this Notice of Loss?

Yes      Reason:

--\*

\*--1621 Create Notice of Loss (Continued)

**C Field Descriptions and Actions**

The following provides the field descriptions and actions on the Create Notice of Loss Screen.

Field/Button	Description	Action
<b>Cause of Loss</b>		
Start Date	The start date, ending date, apparent date, and disaster event(s) previously selected.	
Ending Date		
Apparent Date		
Disaster Event(s)		
Edit Cause of Loss	The Enter Cause of Loss Screen will be displayed. See paragraph 1618.	
<b>Crops</b>		
Unit Number	The unit number, crop, and crop type previously selected.	
Crop		
Crop Type		
<b>Additional Information</b>		
Comments	Free form entry.	Enter any comments applicable to CCC-576 (Page 1). Entry is not required.  <b>Note:</b> No PII shall be entered.
<b>Producer Signature</b>		
Signature Method	Manual selection of the type of signature provided by the producer.  Applicable signature types are: <ul style="list-style-type: none"><li>• paper</li><li>• FAX.</li></ul>	Signature type shall only be selected after either of the following occurs: <ul style="list-style-type: none"><li>• producer signs and dates CCC-576 (Page 1)</li><li>• FAX with the producer's signature and date has been received in the County Office.</li></ul>
Date	Manual entry of the date the producer signed or FAXed CCC-576 (Page 1).	Enter the date the producer signed CCC-576 (Page 1).

--\*

\*--1621 Create Notice of Loss (Continued)

C Field Descriptions and Actions (Continued)

<b>COC Determination</b>		
Approved/Disapproved	Manual selection.	Select whether CCC-576 (Page 1) has been approved or disapproved.
Date	Manual entry.	Enter the date COC made their determination.
<b>Cancellation</b>		
Do you want to cancel this notice of loss?	Manual selection.	Select the "Yes" checkbox to cancel CCC-576 (Page 1).
Reason	Manual selection.	Select the reason that CCC-576 (Page 1) is being canceled.
<b>Buttons</b>		
Save & Submit	Confirmation Screen will be displayed. See paragraph 1622.	
Cancel	The previous screen will be displayed.	

--\*

**\*--1622 Confirmation**

**A Overview**

The Confirmation Screen will provide users the ability to view/print CCC-576 (Page 1) or a short cut to creating CCC-576 (Page 1) for another producer.

**B Example of Confirmation Screen**

Following is an example of the Confirmation Screen.

**Confirmation**

**Year:** 2012      **State:** Mississippi      **County:** Coahoma

**Producer:** PRODUCER, ANY 1

---

Notice of Loss data has been saved successfully.

Print Notice of Loss
NAP Main Menu

[Create Notice of Loss for Another Producer](#)  
[Return to Search Notice of Loss](#)

**C Link/Button Descriptions**

The following provides the links/buttons available on Confirmation Screen.

Link/Button	Description
Print Notice of Loss	CCC-576 (Page 1) will: <ul style="list-style-type: none"> <li>• be displayed in a separate window</li> <li>• contain only data that has been entered into the system as of the date it is being printed.</li> </ul>
NAP Main Menu	Main Menu will be displayed. See paragraph 1523.
Create Notice of Loss for Another Producer	SCIMS Customer Search Screen will be displayed. See paragraph 1617.
Return to Search Notice of Loss	Search Notice of Loss Screen will be displayed. See paragraph 1616.

**1623-1628 (Reserved)**

**\*--Subsection 2 2013 and Subsequent Years Notice of Loss**

**1629 Search Notice of Loss Screen**

**A Overview**

After users have clicked “Add, Edit, or Cancel Notice of Loss”, the Search Notice of Loss Screen will be displayed. The Search Notice of Loss Screen allows users to:

- add CCC-576 (Page 1)
- edit CCC-576 (Page 1)
- view/print an existing CCC-576 (Page 1).

**B Example of Search Notice of Loss Screen**

Following is an example of the Search Notice of Loss Screen.

Search Notice Of Loss		
<b>Year:</b> 2013	<b>State:</b> Mississippi	<b>County:</b> Coahoma
Add/Search		
Disaster Event	Crop	Status
<b>PRODUCER, ANY 1</b>		
01/23/2012 Flood	ORANG ETM FH I 01 SNFLR OIL SD N 01	Producer Signed <a href="#">View/Print</a> <a href="#">Edit</a>
<a href="#">Add Notice of Loss</a>		
<b>PRODUCER, ANY 2</b>		
02/15/2012 - 02/21/2012 Drought	CABAG HYB FH I 01	Producer Signed <a href="#">View/Print</a> <a href="#">Edit</a>
<a href="#">Add Notice of Loss</a>		
Add/Search		NAP Main Menu

--\*

**\*--1629 Search Notice of Loss Screen (Continued)****C Action**

To add a new CCC-576 (Page 1), CLICK:

- “Add/Search” and the SCIMS Customer Search Screen will be displayed
- “Add Notice of Loss” for the applicable producer and the Enter Cause of Loss Screen will be displayed. See paragraph 1631.

CLICK “View/Print” for CCC-576 (Page 1) to be viewed/printed. CCC-576 (Page 1) will be displayed.

To edit an existing CCC-576 (Page 1), do either of the following:

- CLICK “Add/Search” and the SCIMS Customer Search Screen will be displayed
- CLICK “Edit” for CCC-576 (Page 1) to be edited. The Create Notice of Loss Screen will be displayed. See paragraph 1633.

**D Status**

The “Status” column will display the status of the producer’s CCC-576 (Page 1). The following are “Status” column definitions.

Initiated means CCC-576 (Page 1) has been started but the producer has not yet signed the application.

Producer Signed means the producer has signed CCC-576 (Page 1) but COC has not approved/disapproved CCC-576 (Page 1).

Approved means COC has approved CCC-576 (Page 1).

Disapproved means COC has disapproved CCC-576 (Page 1).

Canceled means that CCC-576 (Page 1) has been placed in a canceled state because of either of the following:

- changes to basic program data (i.e. modification of FSA-578 data)
- SCIMS duplicate resolution merge.--\*

**\*--1629 Search Notice of Loss Screen (Continued)**

**D Status (Continued)**

A canceled CCC-576 (Page 1) must be accessed and modified to ensure that the most current data is on CCC-576 (Page 1). A report is available that provides a listing of all canceled CCC-576 (Page 1) along with the reason for the cancellation. See paragraph 1641 for additional information.

**Note:** A SCIMS duplicate resolution merge will cancel CCC-576 (Page 1) tied to the merged producer. CCC-576 (Page 1) tied to the producer that was “kept” will not be canceled. CCC-576 (Page 1) suspended because of a SCIMS duplicate resolution merge does not need to be accessed and modified.--\*



**\*--1630 SCIMS Customer Search**

**A Overview**

If the user selected “Add/Search”, the SCIMS Customer Search Screen will be displayed. The SCIMS Customer Search Screen will provide users with a method of searching SCIMS to find the applicable producer. Producer can be selected by type, name, tax ID, or other. See 1-CM for additional information on SCIMS.

**B Example of SCIMS Customer Search Screen**

Following is an example of the SCIMS Customer Search Screen.

User must select customer based on search results by clicking the applicable producer.

If the producer has no existing Notices of Loss, the Search Notice of Loss Screen will be redisplayed with the message, “Notice of Loss for selected Producer not found”.

If the selected producer has 1 or more existing Notices of Loss, the Search Notice of Loss Screen will be redisplayed listing only the selected producer’s existing Notices of Loss. See paragraph 1629.

To add a new CCC-576 (Page 1) for the selected producer, CLICK “Add Notice of Loss”. The Enter Cause of Loss Screen will be displayed. See paragraph 1631.--\*

**\*--1631 Enter Cause of Loss Screen**

**A Overview**

The Enter Cause of Loss Screen will be displayed for entering loss dates and selecting all applicable causes of loss.

**B Example of Enter Cause of Loss Screen**

Following is an example of the Enter Cause of Loss Screen.

Enter Cause of Loss

**Year:** 2013      **State:** Mississippi      **County:** Coahoma

**Producer:** PRODUCER, ANY 1

**Cause of Loss**

Start Date:       Ending Date:

Apparent Date:

<input type="checkbox"/> Drought <input type="checkbox"/> Hail <input type="checkbox"/> Frost <input type="checkbox"/> Cold Wet Weather <input type="checkbox"/> Flood <input type="checkbox"/> Cyclone <input type="checkbox"/> Insects <input type="checkbox"/> Hurricane/Tropical Depression <input type="checkbox"/> Volcanic Eruption <input type="checkbox"/> Other <input style="width: 150px;" type="text"/>	<input type="checkbox"/> Heat <input type="checkbox"/> Excess Moisture/Precipitation <input type="checkbox"/> Freeze <input type="checkbox"/> ICH (insufficient chill hrs.) <input type="checkbox"/> Wind/Excess Wind <input type="checkbox"/> Tornado <input type="checkbox"/> Plant Disease <input type="checkbox"/> Earthquake
---	--

--\*

**\*--1631 Enter Cause of Loss Screen (Continued)**

**C Field Descriptions and Actions**

The following provides the field descriptions and actions on the Enter Cause of Loss Screen.

<b>Field/Button</b>	<b>Description</b>
Start Date	Enter the start date of the disaster event.
Ending Date	Enter the ending date of the disaster event.  <b>Note:</b> Entry is <b>not</b> required.
Apparent Date	Enter the date the loss was apparent.
Cause of Loss	Select all applicable causes of loss.  <b>Note:</b> If insects and/or plant disease are selected, another disaster event must be selected or CCC-576 (Page 1) will not be eligible for approval. See subparagraph 21 A for additional information.
Save & Continue	Crop Selection Screen will be displayed. See paragraph 1632.
Cancel	Search Notice of Loss Screen will be displayed. See paragraph 1629.

--\*

\*--1632 Crop Selection

A Overview

The Crop Selection Screen will be displayed for selecting crops that were affected by the disaster event.

B Example of Crop Selection Screen

Following is an example of the Crop Selection Screen.

**Crop Selection**

**Year:** 2013      **State:** Mississippi      **County:** Coahoma  
**Producer:** PRODUCER, ANY 1

**Cause of Loss**

**Start Date:** 03/21/2012      **Ending Date:** 03/23/2012  
**Apparent Date:** 03/25/2012  
**Disaster Event(s):** Frost, Freeze, Cold Wet Weather

**Crops**

Field	Unit	Practice	Status	Share %	Affected Acres	Stage	
<u>CABBAGE, HYBRID CABBAGE (HYB), Fresh (FH), 01</u>							
<u>Farm 1519</u>							
<u>Tract 654</u>							
<input type="checkbox"/>	1	6	Non-Irrigated	I	100.00	<input type="text" value=""/> /500.00	<input type="checkbox"/> Abandoned <input type="checkbox"/> Destroyed <input type="checkbox"/> Harvested
<input type="checkbox"/>	2	6	Irrigated	P	100.00	<input type="text" value=""/> /200.00	<input type="checkbox"/> Abandoned <input type="checkbox"/> Destroyed <input type="checkbox"/> Harvested
<input type="checkbox"/>	<u>CHICORY/RADICCHIO, COMMON (COM), Fresh (FH), 01</u>						<input type="checkbox"/> Abandoned <input type="checkbox"/> Destroyed <input type="checkbox"/> Harvested
<input type="checkbox"/>	<u>OATS, HULLESS (HUL), Forage (FG), 01</u>						<input type="checkbox"/> Abandoned <input type="checkbox"/> Destroyed <input type="checkbox"/> Harvested

**Total Affected Acres:** 0.00

--\*

\*--1632 Crop Selection (Continued)

C Field Descriptions and Actions

The following provides the field descriptions and actions on the Crop Selection Screen.

Field/Button	Description	Action																																																															
<b>Cause of Loss</b>																																																																	
Start Date	The start date, ending date, apparent date, and disaster event(s) selected on the Enter Cause of Loss Screen.																																																																
Ending Date																																																																	
Apparent Date																																																																	
Disaster Event(s)																																																																	
Edit Cause of Loss	CLICK "Edit Cause of Loss" to modify the previously selected cause of loss information. The Enter Cause of Loss Screen will be displayed. See paragraph 1631.																																																																
<b>Crops (Unexpanded)</b>																																																																	
Crop	The crop, type, intended use, and planting period from the producer's certified acreage report.	Select the check box next to the crop, type, intended use, and planting period and/or the stage to select all farms, tracts, and fields associated with that crop combination.																																																															
Type																																																																	
Intended Use																																																																	
Planting Period																																																																	
<div style="border: 1px solid black; padding: 5px; margin-bottom: 10px;"> <p>Crops</p> <table border="1" style="width: 100%; border-collapse: collapse;"> <thead> <tr> <th>Field</th> <th>Unit</th> <th>Practice</th> <th>Status</th> <th>Share %</th> <th>Affected Acres</th> <th>Stage</th> </tr> </thead> <tbody> <tr> <td><input type="checkbox"/></td> <td>CABBAGE, HYBRID</td> <td>CABBAGE (HYB), Fresh (FH), 01</td> <td></td> <td></td> <td></td> <td> <input type="checkbox"/> Abandoned  <input type="checkbox"/> Destroyed  <input type="checkbox"/> Harvested                 </td> </tr> <tr> <td><input type="checkbox"/></td> <td>CHICORY/RADICCHIO, COMMON (COM), Fresh (FH), 01</td> <td></td> <td></td> <td></td> <td></td> <td> <input type="checkbox"/> Abandoned  <input type="checkbox"/> Destroyed  <input type="checkbox"/> Harvested                 </td> </tr> <tr> <td><input type="checkbox"/></td> <td>OATS, HULLLESS (HUL), Forage (FG), 01</td> <td></td> <td></td> <td></td> <td></td> <td> <input type="checkbox"/> Abandoned  <input type="checkbox"/> Destroyed  <input type="checkbox"/> Harvested                 </td> </tr> </tbody> </table> <p>Total Affected Acres: 0.00</p> </div> <p>Click the crop, type, intended use, and planting period link to expand the selection and display the farm number(s) associated with the crop combination.</p> <div style="border: 1px solid black; padding: 5px;"> <p>Crops</p> <table border="1" style="width: 100%; border-collapse: collapse;"> <thead> <tr> <th>Field</th> <th>Unit</th> <th>Practice</th> <th>Status</th> <th>Share %</th> <th>Affected Acres</th> <th>Stage</th> </tr> </thead> <tbody> <tr> <td><input type="checkbox"/></td> <td>CABBAGE, HYBRID</td> <td>CABBAGE (HYB), Fresh (FH), 01</td> <td></td> <td></td> <td></td> <td> <input type="checkbox"/> Abandoned  <input type="checkbox"/> Destroyed  <input type="checkbox"/> Harvested                 </td> </tr> <tr> <td><input type="checkbox"/></td> <td>Farm 1519</td> <td></td> <td></td> <td></td> <td></td> <td> <input type="checkbox"/> Abandoned  <input type="checkbox"/> Destroyed  <input type="checkbox"/> Harvested                 </td> </tr> <tr> <td><input type="checkbox"/></td> <td>CHICORY/RADICCHIO, COMMON (COM), Fresh (FH), 01</td> <td></td> <td></td> <td></td> <td></td> <td> <input type="checkbox"/> Abandoned  <input type="checkbox"/> Destroyed  <input type="checkbox"/> Harvested                 </td> </tr> <tr> <td><input type="checkbox"/></td> <td>OATS, HULLLESS (HUL), Forage (FG), 01</td> <td></td> <td></td> <td></td> <td></td> <td> <input type="checkbox"/> Abandoned  <input type="checkbox"/> Destroyed  <input type="checkbox"/> Harvested                 </td> </tr> </tbody> </table> <p>Total Affected Acres: 0.00</p> </div>			Field	Unit	Practice	Status	Share %	Affected Acres	Stage	<input type="checkbox"/>	CABBAGE, HYBRID	CABBAGE (HYB), Fresh (FH), 01				<input type="checkbox"/> Abandoned <input type="checkbox"/> Destroyed <input type="checkbox"/> Harvested	<input type="checkbox"/>	CHICORY/RADICCHIO, COMMON (COM), Fresh (FH), 01					<input type="checkbox"/> Abandoned <input type="checkbox"/> Destroyed <input type="checkbox"/> Harvested	<input type="checkbox"/>	OATS, HULLLESS (HUL), Forage (FG), 01					<input type="checkbox"/> Abandoned <input type="checkbox"/> Destroyed <input type="checkbox"/> Harvested	Field	Unit	Practice	Status	Share %	Affected Acres	Stage	<input type="checkbox"/>	CABBAGE, HYBRID	CABBAGE (HYB), Fresh (FH), 01				<input type="checkbox"/> Abandoned <input type="checkbox"/> Destroyed <input type="checkbox"/> Harvested	<input type="checkbox"/>	Farm 1519					<input type="checkbox"/> Abandoned <input type="checkbox"/> Destroyed <input type="checkbox"/> Harvested	<input type="checkbox"/>	CHICORY/RADICCHIO, COMMON (COM), Fresh (FH), 01					<input type="checkbox"/> Abandoned <input type="checkbox"/> Destroyed <input type="checkbox"/> Harvested	<input type="checkbox"/>	OATS, HULLLESS (HUL), Forage (FG), 01					<input type="checkbox"/> Abandoned <input type="checkbox"/> Destroyed <input type="checkbox"/> Harvested
Field	Unit	Practice	Status	Share %	Affected Acres	Stage																																																											
<input type="checkbox"/>	CABBAGE, HYBRID	CABBAGE (HYB), Fresh (FH), 01				<input type="checkbox"/> Abandoned <input type="checkbox"/> Destroyed <input type="checkbox"/> Harvested																																																											
<input type="checkbox"/>	CHICORY/RADICCHIO, COMMON (COM), Fresh (FH), 01					<input type="checkbox"/> Abandoned <input type="checkbox"/> Destroyed <input type="checkbox"/> Harvested																																																											
<input type="checkbox"/>	OATS, HULLLESS (HUL), Forage (FG), 01					<input type="checkbox"/> Abandoned <input type="checkbox"/> Destroyed <input type="checkbox"/> Harvested																																																											
Field	Unit	Practice	Status	Share %	Affected Acres	Stage																																																											
<input type="checkbox"/>	CABBAGE, HYBRID	CABBAGE (HYB), Fresh (FH), 01				<input type="checkbox"/> Abandoned <input type="checkbox"/> Destroyed <input type="checkbox"/> Harvested																																																											
<input type="checkbox"/>	Farm 1519					<input type="checkbox"/> Abandoned <input type="checkbox"/> Destroyed <input type="checkbox"/> Harvested																																																											
<input type="checkbox"/>	CHICORY/RADICCHIO, COMMON (COM), Fresh (FH), 01					<input type="checkbox"/> Abandoned <input type="checkbox"/> Destroyed <input type="checkbox"/> Harvested																																																											
<input type="checkbox"/>	OATS, HULLLESS (HUL), Forage (FG), 01					<input type="checkbox"/> Abandoned <input type="checkbox"/> Destroyed <input type="checkbox"/> Harvested																																																											

--\*

\*--1632 Crop Selection (Continued)

C Field Descriptions and Actions (Continued)

Field/Button	Description	Action																																																																																																																																												
<b>Crops (Expanded)</b>																																																																																																																																														
Farm	The farm number from the producer's certified acreage report.	<p>Select the check box next to the farm number and/or stage to select all tracts and fields associated with that farm.</p> <div data-bbox="813 499 1442 863" style="border: 1px solid black; padding: 5px;"> <p>Crops</p> <table border="1" style="width: 100%; border-collapse: collapse;"> <thead> <tr style="background-color: #0056b3; color: white;"> <th>Field</th> <th>Unit</th> <th>Practice</th> <th>Status</th> <th>Share %</th> <th>Affected Acres</th> <th>Stage</th> </tr> </thead> <tbody> <tr style="background-color: #e0e0e0;"> <td colspan="7">CABBAGE, HYBRID CABBAGE (HYB), Fresh (FH), 01</td> </tr> <tr> <td><input checked="" type="checkbox"/></td> <td></td> <td></td> <td></td> <td></td> <td></td> <td></td> </tr> <tr> <td colspan="7"><a href="#">Farm 1519</a></td> </tr> <tr> <td><input type="checkbox"/></td> <td></td> <td></td> <td></td> <td></td> <td></td> <td> <input type="checkbox"/> Abandoned  <input type="checkbox"/> Destroyed  <input type="checkbox"/> Harvested                 </td> </tr> <tr style="background-color: #e0e0e0;"> <td colspan="7">CHICORY/RADICCHIO, COMMON (COM), Fresh (FH), 01</td> </tr> <tr> <td><input type="checkbox"/></td> <td></td> <td></td> <td></td> <td></td> <td></td> <td> <input type="checkbox"/> Abandoned  <input type="checkbox"/> Destroyed  <input type="checkbox"/> Harvested                 </td> </tr> <tr style="background-color: #e0e0e0;"> <td colspan="7">OATS, HULLESS (HUL), Forage (FG), 01</td> </tr> <tr> <td><input type="checkbox"/></td> <td></td> <td></td> <td></td> <td></td> <td></td> <td> <input type="checkbox"/> Abandoned  <input type="checkbox"/> Destroyed  <input type="checkbox"/> Harvested                 </td> </tr> <tr> <td colspan="7" style="text-align: right;"><b>Total Affected Acres:</b> 700.00</td> </tr> </tbody> </table> <p>Click the farm number link to expand the selection and display the tract number(s) associated with the farm number</p> <div data-bbox="813 1056 1442 1440" style="border: 1px solid black; padding: 5px;"> <p>Crops</p> <table border="1" style="width: 100%; border-collapse: collapse;"> <thead> <tr style="background-color: #0056b3; color: white;"> <th>Field</th> <th>Unit</th> <th>Practice</th> <th>Status</th> <th>Share %</th> <th>Affected Acres</th> <th>Stage</th> </tr> </thead> <tbody> <tr style="background-color: #e0e0e0;"> <td colspan="7">CABBAGE, HYBRID CABBAGE (HYB), Fresh (FH), 01</td> </tr> <tr> <td></td> <td></td> <td></td> <td></td> <td></td> <td></td> <td></td> </tr> <tr> <td colspan="7"><a href="#">Farm 1519</a></td> </tr> <tr> <td><input type="checkbox"/></td> <td></td> <td></td> <td></td> <td></td> <td></td> <td> <input type="checkbox"/> Abandoned  <input type="checkbox"/> Destroyed  <input type="checkbox"/> Harvested                 </td> </tr> <tr style="background-color: #e0e0e0;"> <td colspan="7">CHICORY/RADICCHIO, COMMON (COM), Fresh (FH), 01</td> </tr> <tr> <td><input type="checkbox"/></td> <td></td> <td></td> <td></td> <td></td> <td></td> <td> <input type="checkbox"/> Abandoned  <input type="checkbox"/> Destroyed  <input type="checkbox"/> Harvested                 </td> </tr> <tr style="background-color: #e0e0e0;"> <td colspan="7">OATS, HULLESS (HUL), Forage (FG), 01</td> </tr> <tr> <td><input type="checkbox"/></td> <td></td> <td></td> <td></td> <td></td> <td></td> <td> <input type="checkbox"/> Abandoned  <input type="checkbox"/> Destroyed  <input type="checkbox"/> Harvested                 </td> </tr> <tr> <td colspan="7" style="text-align: right;"><b>Total Affected Acres:</b> 0.00</td> </tr> </tbody> </table> </div> </div>	Field	Unit	Practice	Status	Share %	Affected Acres	Stage	CABBAGE, HYBRID CABBAGE (HYB), Fresh (FH), 01							<input checked="" type="checkbox"/>							<a href="#">Farm 1519</a>							<input type="checkbox"/>						<input type="checkbox"/> Abandoned <input type="checkbox"/> Destroyed <input type="checkbox"/> Harvested	CHICORY/RADICCHIO, COMMON (COM), Fresh (FH), 01							<input type="checkbox"/>						<input type="checkbox"/> Abandoned <input type="checkbox"/> Destroyed <input type="checkbox"/> Harvested	OATS, HULLESS (HUL), Forage (FG), 01							<input type="checkbox"/>						<input type="checkbox"/> Abandoned <input type="checkbox"/> Destroyed <input type="checkbox"/> Harvested	<b>Total Affected Acres:</b> 700.00							Field	Unit	Practice	Status	Share %	Affected Acres	Stage	CABBAGE, HYBRID CABBAGE (HYB), Fresh (FH), 01														<a href="#">Farm 1519</a>							<input type="checkbox"/>						<input type="checkbox"/> Abandoned <input type="checkbox"/> Destroyed <input type="checkbox"/> Harvested	CHICORY/RADICCHIO, COMMON (COM), Fresh (FH), 01							<input type="checkbox"/>						<input type="checkbox"/> Abandoned <input type="checkbox"/> Destroyed <input type="checkbox"/> Harvested	OATS, HULLESS (HUL), Forage (FG), 01							<input type="checkbox"/>						<input type="checkbox"/> Abandoned <input type="checkbox"/> Destroyed <input type="checkbox"/> Harvested	<b>Total Affected Acres:</b> 0.00						
Field	Unit	Practice	Status	Share %	Affected Acres	Stage																																																																																																																																								
CABBAGE, HYBRID CABBAGE (HYB), Fresh (FH), 01																																																																																																																																														
<input checked="" type="checkbox"/>																																																																																																																																														
<a href="#">Farm 1519</a>																																																																																																																																														
<input type="checkbox"/>						<input type="checkbox"/> Abandoned <input type="checkbox"/> Destroyed <input type="checkbox"/> Harvested																																																																																																																																								
CHICORY/RADICCHIO, COMMON (COM), Fresh (FH), 01																																																																																																																																														
<input type="checkbox"/>						<input type="checkbox"/> Abandoned <input type="checkbox"/> Destroyed <input type="checkbox"/> Harvested																																																																																																																																								
OATS, HULLESS (HUL), Forage (FG), 01																																																																																																																																														
<input type="checkbox"/>						<input type="checkbox"/> Abandoned <input type="checkbox"/> Destroyed <input type="checkbox"/> Harvested																																																																																																																																								
<b>Total Affected Acres:</b> 700.00																																																																																																																																														
Field	Unit	Practice	Status	Share %	Affected Acres	Stage																																																																																																																																								
CABBAGE, HYBRID CABBAGE (HYB), Fresh (FH), 01																																																																																																																																														
<a href="#">Farm 1519</a>																																																																																																																																														
<input type="checkbox"/>						<input type="checkbox"/> Abandoned <input type="checkbox"/> Destroyed <input type="checkbox"/> Harvested																																																																																																																																								
CHICORY/RADICCHIO, COMMON (COM), Fresh (FH), 01																																																																																																																																														
<input type="checkbox"/>						<input type="checkbox"/> Abandoned <input type="checkbox"/> Destroyed <input type="checkbox"/> Harvested																																																																																																																																								
OATS, HULLESS (HUL), Forage (FG), 01																																																																																																																																														
<input type="checkbox"/>						<input type="checkbox"/> Abandoned <input type="checkbox"/> Destroyed <input type="checkbox"/> Harvested																																																																																																																																								
<b>Total Affected Acres:</b> 0.00																																																																																																																																														

--\*

\*--1632 Crop Selection (Continued)

C Field Descriptions and Actions (Continued)

Field/Button	Description	Action																																																																																																		
Tract	The tract number from the producer's certified acreage report.	<p>Select the checkbox next to the tract number and/or stage to select all fields associated with that tract.</p> <div data-bbox="824 426 1450 814" style="border: 1px solid black; padding: 5px;"> <p>Crops</p> <table border="1"> <thead> <tr> <th>Field</th> <th>Unit</th> <th>Practice</th> <th>Status</th> <th>Share %</th> <th>Affected Acres</th> <th>Stage</th> </tr> </thead> <tbody> <tr> <td colspan="7">CABBAGE, HYBRID CABBAGE (HYB), Fresh (FH), 01</td> </tr> <tr> <td colspan="7">Farm 1519</td> </tr> <tr> <td><input checked="" type="checkbox"/></td> <td></td> <td></td> <td></td> <td></td> <td></td> <td> <input type="checkbox"/> Abandoned  <input type="checkbox"/> Destroyed  <input type="checkbox"/> Harvested                 </td> </tr> <tr> <td><input type="checkbox"/></td> <td></td> <td>CHICORY/RADICCHIO, COMMON (COM), Fresh (FH), 01</td> <td></td> <td></td> <td></td> <td> <input type="checkbox"/> Abandoned  <input type="checkbox"/> Destroyed  <input type="checkbox"/> Harvested                 </td> </tr> <tr> <td><input type="checkbox"/></td> <td></td> <td>OATS, HULLESS (HUL), Forage (FG), 01</td> <td></td> <td></td> <td></td> <td> <input type="checkbox"/> Abandoned  <input type="checkbox"/> Destroyed  <input type="checkbox"/> Harvested                 </td> </tr> </tbody> </table> <p>Total Affected Acres: 700.00</p> </div> <p>Select the tract number link to expand the selection and display the field(s) associated with the tract number.</p> <div data-bbox="824 961 1450 1444" style="border: 1px solid black; padding: 5px;"> <p>Crops</p> <table border="1"> <thead> <tr> <th>Field</th> <th>Unit</th> <th>Practice</th> <th>Status</th> <th>Share %</th> <th>Affected Acres</th> <th>Stage</th> </tr> </thead> <tbody> <tr> <td colspan="7">CABBAGE, HYBRID CABBAGE (HYB), Fresh (FH), 01</td> </tr> <tr> <td colspan="7">Farm 1519</td> </tr> <tr> <td colspan="7">Tract 654</td> </tr> <tr> <td><input type="checkbox"/></td> <td>1</td> <td>6 Non-Irrigated</td> <td>I</td> <td>100.00</td> <td><input type="text" value=""/> /500.00</td> <td> <input type="checkbox"/> Abandoned  <input type="checkbox"/> Destroyed  <input type="checkbox"/> Harvested                 </td> </tr> <tr> <td><input type="checkbox"/></td> <td>2</td> <td>6 Irrigated</td> <td>P</td> <td>100.00</td> <td><input type="text" value=""/> /200.00</td> <td> <input type="checkbox"/> Abandoned  <input type="checkbox"/> Destroyed  <input type="checkbox"/> Harvested                 </td> </tr> <tr> <td><input type="checkbox"/></td> <td></td> <td>CHICORY/RADICCHIO, COMMON (COM), Fresh (FH), 01</td> <td></td> <td></td> <td></td> <td> <input type="checkbox"/> Abandoned  <input type="checkbox"/> Destroyed  <input type="checkbox"/> Harvested                 </td> </tr> <tr> <td><input type="checkbox"/></td> <td></td> <td>OATS, HULLESS (HUL), Forage (FG), 01</td> <td></td> <td></td> <td></td> <td> <input type="checkbox"/> Abandoned  <input type="checkbox"/> Destroyed  <input type="checkbox"/> Harvested                 </td> </tr> </tbody> </table> <p>Total Affected Acres: 0.00</p> </div>	Field	Unit	Practice	Status	Share %	Affected Acres	Stage	CABBAGE, HYBRID CABBAGE (HYB), Fresh (FH), 01							Farm 1519							<input checked="" type="checkbox"/>						<input type="checkbox"/> Abandoned <input type="checkbox"/> Destroyed <input type="checkbox"/> Harvested	<input type="checkbox"/>		CHICORY/RADICCHIO, COMMON (COM), Fresh (FH), 01				<input type="checkbox"/> Abandoned <input type="checkbox"/> Destroyed <input type="checkbox"/> Harvested	<input type="checkbox"/>		OATS, HULLESS (HUL), Forage (FG), 01				<input type="checkbox"/> Abandoned <input type="checkbox"/> Destroyed <input type="checkbox"/> Harvested	Field	Unit	Practice	Status	Share %	Affected Acres	Stage	CABBAGE, HYBRID CABBAGE (HYB), Fresh (FH), 01							Farm 1519							Tract 654							<input type="checkbox"/>	1	6 Non-Irrigated	I	100.00	<input type="text" value=""/> /500.00	<input type="checkbox"/> Abandoned <input type="checkbox"/> Destroyed <input type="checkbox"/> Harvested	<input type="checkbox"/>	2	6 Irrigated	P	100.00	<input type="text" value=""/> /200.00	<input type="checkbox"/> Abandoned <input type="checkbox"/> Destroyed <input type="checkbox"/> Harvested	<input type="checkbox"/>		CHICORY/RADICCHIO, COMMON (COM), Fresh (FH), 01				<input type="checkbox"/> Abandoned <input type="checkbox"/> Destroyed <input type="checkbox"/> Harvested	<input type="checkbox"/>		OATS, HULLESS (HUL), Forage (FG), 01				<input type="checkbox"/> Abandoned <input type="checkbox"/> Destroyed <input type="checkbox"/> Harvested
Field	Unit	Practice	Status	Share %	Affected Acres	Stage																																																																																														
CABBAGE, HYBRID CABBAGE (HYB), Fresh (FH), 01																																																																																																				
Farm 1519																																																																																																				
<input checked="" type="checkbox"/>						<input type="checkbox"/> Abandoned <input type="checkbox"/> Destroyed <input type="checkbox"/> Harvested																																																																																														
<input type="checkbox"/>		CHICORY/RADICCHIO, COMMON (COM), Fresh (FH), 01				<input type="checkbox"/> Abandoned <input type="checkbox"/> Destroyed <input type="checkbox"/> Harvested																																																																																														
<input type="checkbox"/>		OATS, HULLESS (HUL), Forage (FG), 01				<input type="checkbox"/> Abandoned <input type="checkbox"/> Destroyed <input type="checkbox"/> Harvested																																																																																														
Field	Unit	Practice	Status	Share %	Affected Acres	Stage																																																																																														
CABBAGE, HYBRID CABBAGE (HYB), Fresh (FH), 01																																																																																																				
Farm 1519																																																																																																				
Tract 654																																																																																																				
<input type="checkbox"/>	1	6 Non-Irrigated	I	100.00	<input type="text" value=""/> /500.00	<input type="checkbox"/> Abandoned <input type="checkbox"/> Destroyed <input type="checkbox"/> Harvested																																																																																														
<input type="checkbox"/>	2	6 Irrigated	P	100.00	<input type="text" value=""/> /200.00	<input type="checkbox"/> Abandoned <input type="checkbox"/> Destroyed <input type="checkbox"/> Harvested																																																																																														
<input type="checkbox"/>		CHICORY/RADICCHIO, COMMON (COM), Fresh (FH), 01				<input type="checkbox"/> Abandoned <input type="checkbox"/> Destroyed <input type="checkbox"/> Harvested																																																																																														
<input type="checkbox"/>		OATS, HULLESS (HUL), Forage (FG), 01				<input type="checkbox"/> Abandoned <input type="checkbox"/> Destroyed <input type="checkbox"/> Harvested																																																																																														
Field Unit Practice Status Share % Affected Acres Stage	The field, unit, practice, status, share, and acres from the producer's certified acreage report.	<p>Select the checkbox next to each field that was affected by the disaster event.</p> <p>The affected acres will be populated with the number of acres reported on the acreage report. Modify the number of acres that were affected by the disaster event, if applicable. The affected acres cannot exceed the number of acres that were reported for each field.</p> <p>Select whether the affected acres were abandoned, destroyed, or harvested. Selection is not required.</p>																																																																																																		

--\*

\*--1632 Crop Selection (Continued)

C Field Descriptions and Actions (Continued)

Field/Button	Description	Action
<b>Buttons</b>		
Save & Continue	CLICK "Save & Continue" after selecting the affected crop(s). Create Notice of Loss Screen will be displayed. See paragraph 1633.	
Cancel	Enter Cause of Loss Screen will be displayed. See paragraph 1631.	

--\*



\*--1633 Create Notice of Loss

A Overview

The Create Notice of Loss Screen will:

- provide a summary of the selected cause of loss and crop data
- allow for entry of signature information.

B Example of Create Notice of Loss Screen

Following is an example of the Create Notice of Loss Screen.

Edit Notice Of Loss

**Year:** 2013      **State:** Mississippi      **County:** Coahoma

**Producer:** PRODUCER, ANY 1

**Cause of Loss**

**Start Date:** 03/21/2012      **Ending Date:** 03/23/2012

**Apparent Date:** 03/25/2012

**Disaster Event(s):** Frost, Freeze, Cold Wet Weather

**Crops**

Field	Unit	Practice	Status	Share %	Affected Acres	Stage
<b>CABBAGE, HYBRID CABBAGE (HYB), Fresh (FH), 01</b>						
Farm 1519						
Tract 654						
1	6	Non-Irrigated	I	100.00	500.00/500.00	Abandoned
2	6	Irrigated	P	100.00	200.00/200.00	Destroyed
<b>OATS, HULLESS (HUL), Forage (FG), 01</b>						
Farm 1519						
Tract 655						
1		Irrigated	I	40.00	38.00/38.00	Harvested
<b>CORN, YELLOW (YEL), Grazing (GZ), 01</b>						
Farm 4603						
Tract 8782						
3	620	Irrigated	I P	20.00	25.00/25.00	
<b>Total Affected Acres: 763.00</b>						

**Additional Information**

Comments:

Will percentage of grazing loss be determined using independent assessments?       Yes       No

**Producer Signature**

Signature Method:       Date:

**COC Determination**

Determination Date:

**Cancellation**

Do you want to cancel this Notice of Loss?

Yes      Reason:

--\*

\*--1633 Create Notice of Loss (Continued)

**C Field Descriptions and Actions**

The following provides the field descriptions and actions on the Create Notice of Loss Screen.

Field/Button	Description	Action
<b>Cause of Loss</b>		
Start Date	The start date, ending date, apparent date, and disaster event(s) previously selected.	
Ending Date		
Apparent Date		
Disaster Event(s)		
Edit Cause of Loss	Enter Cause of Loss Screen will be displayed. See paragraph 1631.	
<b>Crops</b>		
Crop	Affected crop, type, intended use, and planting period information previously selected.	
Type		
Intended Use		
Planting Period		
Farm Number		
Tract Number		
Field Number		
Unit Number		
Practice		
Status		
Share %		
Affected Acres		
Stage		
Total Affected Acres	The total number of affected acres that were entered on the Crop Selection Screen.	
Edit Crops	Crop Selection Screen will be displayed. See paragraph 1632.	
<b>Additional Information</b>		
Comments	Free form entry.	Enter any comments applicable to CCC-576 (Page 1). Entry is not required.  <b>Note:</b> No PII shall be entered.
Will percentage of grazing loss be determined using independent assessments?	Independent assessments can be used in place of an Application for Payment.  <b>Note:</b> Only applicable to crops with an intended use of GZ.	Select "Yes" or "No". Entry is required for crops with an intended use of GZ before a producer signature date can be entered.

--\*

\*--1633 Create Notice of Loss (Continued)

C Field Descriptions and Actions (Continued)

Field/Button	Description	Action
<b>Producer Signature</b>		
Signature Method	Manual selection of the type of signature provided by the producer.  Applicable signature types are:  <ul style="list-style-type: none"> <li>• paper</li> <li>• FAX.</li> </ul>	Signature type shall only be selected after either of the following occurs:  <ul style="list-style-type: none"> <li>• producer signs and dates CCC-576 (Page 1)</li> <li>• FAX with the producer’s signature and date has been received in the County Office.</li> </ul>
Date	Manual entry of the date the producer signed or FAXed CCC-576 (Page 1).	Enter the date the producer signed CCC-576 (Page 1).
<b>COC Determination</b>		
Determination Date	Manual entry.	Enter the date COC made their determination.
<b>Cancellation</b>		
Do you want to cancel this notice of loss?	Manual selection.	Select the “Yes” checkbox to cancel CCC-576 (Page 1).
Reason	Manual selection.	Select the reason that CCC-576 (Page 1) is being canceled.
<b>Buttons</b>		
Save & Submit	Confirmation Screen will be displayed. See paragraph 1634.	
Cancel	The previous screen will be displayed.	

--\*

**\*--1634 Confirmation**

**A Overview**

The Confirmation Screen will provide users the ability to view/print CCC-576 (Page 1) or a short cut to creating CCC-576 (Page 1) for another producer.

**B Example of Confirmation Screen**

Following is an example of the Confirmation Screen.



**C Link/Button Descriptions**

The following provides the links/buttons available on the Confirmation Screen.

Link/Button	Description
Print Notice of Loss	CCC-576 (Page 1) will: <ul style="list-style-type: none"> <li>• be displayed in a separate window</li> <li>• contain only data that has been entered into the system as of the date it is being printed.</li> </ul>
NAP Main Menu	Main Menu will be displayed. See paragraph 1523.
Create Notice of Loss for Another Producer	SCIMS Customer Search Screen will be displayed. See paragraph 1630.
Return to Search Notice of Loss	Search Notice of Loss Screen will be displayed. See paragraph 1629.

--\*

**1635-1640 (Reserved)**

**\*--Subsection 3 Notice of Loss Reports**

**1641 Reports**

**A Overview**

Several standard reports are available to use as tools within the Notice of Loss system. To access reports, CLICK “Reports” from the Main Menu or from the left navigation menu.

**B Example of Reports Screen**

Following is an example of the Reports Screen.

The screenshot shows a web interface titled "Reports". At the top, there is a blue header bar with the word "Reports" in white. Below the header, there are three filter fields: "Year: 2013", "State: Mississippi", and "County: Adams". A horizontal line separates these filters from the list of report types. The list includes seven items, each with a radio button: "COC Approved Report", "COC Disapproved Report", "Producer Signed But Not COC Signed Report", "No Producer Signature Report", "Canceled Report", "County Office Summary Report", and "State Office Summary Report". Below the list are two date selection fields: "Start Date:" and "End Date:", each with a text input box and a calendar icon. At the bottom of the form are two buttons: "Create Report" and "NAP Main Menu".

--\*

\*--1641 Reports (Continued)

C Field Descriptions and Actions

The following provides the field descriptions and actions on the Reports Screen.

Report/Field/Button	Action	Result
COC Approved Report	Manual selection.	Report will be displayed identifying Notices of Loss that have been approved by COC.
COC Disapproved Report		Report will be displayed identifying Notices of Loss that have been disapproved by COC.
Producer Signed But Not COC Signed		Report will be displayed identifying Notices of Loss that have been signed by the by the producer but have not been approved/disapproved by COC.
No Producer Signature		Report will be displayed identifying Notices of Loss that have been entered but have not been signed by the producer.
Canceled Report		Report will be displayed identifying Notices of Loss that have been canceled.
County Office Summary Report		Report will be displayed with a summary, by pay group, of the status of all Notices of Loss in the county.
State Office Summary Report		Report will be displayed with a summary, by county and by pay group, of the status of all Notices of Loss in the State.  <b>Note:</b> Only available for State Office Administrative users.
Start Date	Manual entry.	Enter a start date to limit data displayed on any of the reports.  <b>Note:</b> Start date is not required.
End Date		Enter a end date to limit data displayed on any of the reports.  <b>Note:</b> End date is not required.
Create Report	The selected report will be displayed.	
NAP Main Menu	Main Menu will be displayed. See paragraph 1523.	

--\*

1642-1660 (Reserved)

**\*--Section 5 Approved Yields****1661 Options****A Overview**

Users may:

- add, edit, or cancel an approved yield by producer or by unit number

**Note:** After users have clicked:

- “Add, Edit or Cancel Approved Yield by Producer”, the SCIMS Customer Search Screen will be displayed that provides users with a method of searching in SCIMS to find the applicable producer

**Notes:** Producer may be selected by type, name, tax ID, or other. See 1-CM for additional information on SCIMS.

See paragraph 1662.

- “Add, Edit or Cancel Approved Yield by Unit Number” the Search Approved Yield Screen will be displayed.

**Note:** See paragraph 1669.

- sign approved yields

**Note:** See paragraph 1670.

- generate reports.

**Note:** See paragraph 1674.--\*

**\*--1662 Adding, Editing, or Canceling Approved Yields by Producer**

**A Overview**

After the users click “Add, Edit or Cancel Approved Yield by Producer”, the SCIMS Customer Search Screen will be displayed.

**B Example of SCIMS Customer Search Screen**

Following is an example of the SCIMS Customer Search Screen.

--\*



**\*--1662 Adding, Editing, or Canceling Approved Yields by Producer (Continued)**

**B Example of SCIMS Customer Search Screen (Continued)**

User must select a customer based on search results by clicking the applicable producer.

If the producer selected through SCIMS is not associated with a unit, the following Unit Selection Screen will be displayed.

Unit Selection		
Year: 2012	State: Mississippi	County: Coahoma
Producer: PRODUCER, ANY 12		
No units found for selected producer.		
Continue	Back	NAP Main Menu

If the selected producer is associated with 1 or more units, the Unit Selection Screen will be displayed with applicable units. See paragraph 1663.

**C Button Descriptions and Actions**

The following table provides button descriptions and actions on the Unit Selection Screen.

Button	Description
Back	The previous screen will be displayed.
NAP Main Menu	Main Menu will be displayed. See paragraph 1523.

--\*

**\*--1663 Unit Selection**

**A Overview**

The Unit Selection Screen displays unit numbers associated with the selected producer.

**B Example of the Unit Selection Screen**

Following is an example of the Unit Selection Screen.

Unit Selection			
Year: 2012	State: Mississippi	County: Coahoma	
Producer: PRODUCER, ANY 1			
	Unit	Producers	Status
<input type="radio"/>	<a href="#">637</a>	PRODUCER, ANY 1 (Operator)	Active
<input type="radio"/>	<a href="#">638</a>	PRODUCER, ANY 1 (Operator) PRODUCER, ANY 2 (Owner)	Active
<input type="radio"/>	<a href="#">639</a>	PRODUCER, ANY 1 (Operator) PRODUCER, ANY 3 (Owner) PRODUCER, ANY 4 (Owner)	Active
<input type="radio"/>	<a href="#">640</a>	PRODUCER, ANY 1 (Operator) PRODUCER, ANY 5 (Owner) PRODUCER, ANY 6 (Owner) ... 7 producers total	Active
<input type="button" value="Continue"/> <input type="button" value="Back"/> <input type="button" value="NAP Main Menu"/>			

**C Field Descriptions and Actions**

The following table provides field descriptions and actions on the Unit Selection Screen.

Field/Button	Description
Unit	Unit Details Screen will be displayed. See paragraph 1664.
Producers	Producers associated with the unit and producer type. Up to 3 producers will be listed. If more than 3 producers are associated with the unit, the total number of producers will be listed.
Status	“Active” or “Inactive”. Approved yields can be established for active units <b>only</b> .
Continue	CLICK “ <b>Continue</b> ” after selecting the unit. Only 1 unit may be selected at a time. See paragraph 1665.
Back	Previous screen will be displayed.
NAP Main Menu	Main Menu will be displayed. See paragraph 1523.

--\*

**\*--1664 Unit Details**

**A Overview**

The Unit Details Screen provides additional information about the unit. If more than 3 producers are associated with the unit, the Unit Details Screen will list all producers. The Unit Details Screen opens in a separate window.

**B Example of the Unit Details Screen**

Following is an example of the Unit Details Screen.

Unit Details	
<b>State:</b> Mississippi	<b>County:</b> Coahoma
<b>Unit:</b> 638	<b>Status:</b> Active
Producer Name	Producer Type
PRODCUER, ANY 1	Operator
PRODUCER, ANY 2	Owner
<input type="button" value="Close"/> <input type="button" value="Print"/>	

**C Button Descriptions and Actions**

The following table provides button descriptions and actions on the Unit Details Screen.

Button	Description
Print	Prints the unit.
Close	Unit Selection Screen will be displayed.

--\*

**\*--1665 Searching Approved Yields**

**A Overview**

When a unit number is selected, applications for coverage are reviewed for all producers associated with the unit number. If an application for coverage is not found for at least 1 producer on the unit, a message will be displayed.

When a unit number is selected, and at least 1 producer on the unit has an application for coverage, the Search Approved Yield Screen will be displayed.

**B Example of the Search Approved Yield Screen Without Existing Yield**

Following is an example of the Search Approved Yield Screen, if the selected unit does **not** have an approved yield established.

Search Approved Yield		
Year: 2012	State: Mississippi	County: Coahoma
Unit: <a href="#">641</a>	Producer: PRODUCER, ANY 1	
No Yield found for the selected Unit.		
<input type="button" value="Add Approved Yield"/>	<input type="button" value="Select Unit"/>	<input type="button" value="NAP Main Menu"/>

--\*

\*--1665 Searching Approved Yields (Continued)

C Example of the Search Approved Yield Screen With Existing Yield

Following is an example of the Search Approved Yield Screen, if an approved yield exists for the selected unit.

Search Approved Yield		
Year: 2012	State: Mississippi	County: Coahoma
Unit: <a href="#">638</a>	Producer: PRODUCER, ANY 1	
Crop	Status	
CANTALOUPEs, Fresh (FH), Irrigated, 01	Completed <a href="#">View/Print</a> <a href="#">Edit</a>	
CUCUMBERS, ENGLISH (ENG), Fresh (FH), Irrigated, 01	Unsigned <a href="#">View/Print</a> <a href="#">Edit</a>	
CUCUMBERS, PICKLING (PKL), Fresh (FH), Irrigated, 01	Canceled <a href="#">View/Print</a> <a href="#">Reactivate</a>	
<input type="button" value="Add Approved Yield"/> <input type="button" value="Select Unit"/> <input type="button" value="NAP Main Menu"/>		

--\*

**\*--1665 Searching Approved Yields (Continued)****D Status**

The “Status” column displays the status of the unit’s approved yield, as follows:

- “**Completed**” means either of the following:
  - for 2012 **only**, an approved yield was migrated from the System/36, signature method and dates are **not** required
  - producer signature method and date and COC representative signature date have been entered
- “**Unsigned**” means the approved yield has been calculated, but the producer and COC representative have not signed CCC-452
- “**Cancelled**” means CCC-452 has been placed in a cancelled status because of either of the following:
  - changes to data including:
    - CCC-471
    - FSA-578
    - NCT data
    - unit was deleted
  - user cancelled CCC-452.

**Notes:** A cancelled CCC-452 can be reactivated ensuring that the most current data is used to recalculate an approved yield.

A SCIMS duplicate resolution merge will cancel CCC-452 tied to the merged producer. CCC-452 tied to the producer that was “kept” will **not** be cancelled. CCC-452 cancelled because of a SCIMS duplicate resolution merge does **not** need to be reactivated.--\*

## \*--1665 Searching Approved Yields (Continued)

**E Field Descriptions and Actions**

The following table provides the field descriptions and actions for the Search Approved Yield Screen.

<b>Field/Button</b>	<b>Description</b>
Unit	Unit Details Screen will be displayed. See paragraph 1664.
Producer	Producer selected through SCIMS.
Add Approved Yield	Click to add an approved yield for the unit. The Crop Selection Screen will be displayed. See paragraph 1666.
Select Unit	Select another unit associated with the producer. <b>Only</b> displayed if the initial search was by producer. See paragraph 1663.
NAP Main Menu	Main Menu will be displayed. See paragraph 1523.
View/Print	View/print CCC-452.
Edit	Edit CCC-452. See paragraph 1671.
Reactivate	Reactivate cancelled CCC-452. See paragraph 1672.

--\*

**\*--1666 Crop Selection**

**A Overview**

The Crop Selection Screen displays all crops, types, intended uses, and planting periods from the unit’s producer’s application for coverage that do not have an approved yield established for the unit. Practices associated with the crop combination are also displayed.

**B Example of the Crop Selection Screen**

Following is an example of the Crop Selection Screen.

Crop Selection					
Year: 2012		State: Mississippi		County: Coahoma	
Unit: <a href="#">638</a>					
	Name	Type	Intended Use	Practice	Planting Period
<input type="radio"/>	CANTALOUPE		Fresh (FH)	Non-Irrigated	01
<input type="radio"/>	CUCUMBERS	PICKLING (PKL)	Fresh (FH)	Non-Irrigated	02
Crop is missing County Expected Yield in NCT					
<input checked="" type="radio"/>	CUCUMBERS	PICKLING (PKL)	Processed (PR)	Irrigated	02
Crop is missing County Expected Yield in NCT					
Continue		Back		NAP Main Menu	

--\*



\*--1666 Crop Selection (Continued)

**C Field Descriptions and Actions**

The following table provides the field descriptions and actions for the Unit Selection Screen.

<b>Field/Button</b>	<b>Description</b>
Unit	Unit Details Screen will be displayed. See paragraph 1664.
Name	<b>Note:</b> Crops without a County Expected Yield and/or State or national approval cannot be selected.
Type	
Intended Use	
Practice	
Planting Period	
Continue	Click “Continue” after selecting the crop. Only 1 crop may be selected at a time. The Approved Yield Data Screen will be displayed. See paragraph 1667.
Back	Previous screen will be displayed.
NAP Main Menu	Main Menu will be displayed. See paragraph 1523.

If the NCT crop record is missing the County Expected Yield, or does not have State or national approval, a message will be displayed and the crop cannot be selected for an approved yield.

Unit of Measure Conversion Factor Screen will be displayed if the unit of measure has changed, either during the year or between years. See paragraph 1675.--\*

**\*--1667 Approved Yield Data**

**A Overview**

The approved Yield Data Screen displays all data elements necessary to establish an approved yield.

A blank screen will be displayed if an approved yield for the previous year was not found. A prepopulated screen is displayed if an approved yield was established for the previous year. In either case, enter the acres and production, as required, and calculate the approved yield.

All data elements are displayed on 1 screen, but are broken into 3 sections for explanation purposes:

- Yield Data
- Historical Yields
- Approved Yield.--\*

\*--1667 Approved Yield Data (Continued)

**B Example of Approved Yield Data Screen**

The following is an example of the Approved Yield Data Screen.

**NAP Menu**

Welcome: Bobbie Butler

Role: County User

**Main Menu**

NAP Main Menu

Select State, County, and Year

Nationwide Customer Service

**Approved Yield**

Search By Producer

Search By Unit Number

Add Approved Yield

Sign Approved Yield

Reports

Blank Form

**Approved Yield Data**

Year: 2012
State: Mississippi
County: Coahoma

---

Unit: [638](#)

Crop: CANTALOUPEs, Fresh (FH), Non-Irrigated, 01

Unit of Measure: LBS

**Yield Data**

Transitional Yield: 10000      Prior Approved Yield:

Adjusted Transitional Yield:       Adjusted Date:

Adjusted Reason:

Substitute Yield:  No      Cup Rules Apply:  Yes

**Historical Yields**

Year	Eligible Disaster	Acres Planted	Actual Production	Record Types	Yield Type	Yield
				1 2 3 4 5		
2011	<input type="text"/>	<input type="text"/>	<input type="text"/>	<input type="text"/>	<input type="text"/>	
2010	<input type="text"/>	<input type="text"/>	<input type="text"/>	<input type="text"/>	<input type="text"/>	
2009	<input type="text"/>	<input type="text"/>	<input type="text"/>	<input type="text"/>	<input type="text"/>	
2008	<input type="text"/>	<input type="text"/>	<input type="text"/>	<input type="text"/>	<input type="text"/>	
2007	<input type="text"/>	<input type="text"/>	<input type="text"/>	<input type="text"/>	<input type="text"/>	
2006	<input type="text"/>	<input type="text"/>	<input type="text"/>	<input type="text"/>	<input type="text"/>	
2005	<input type="text"/>	<input type="text"/>	<input type="text"/>	<input type="text"/>	<input type="text"/>	
2004	<input type="text"/>	<input type="text"/>	<input type="text"/>	<input type="text"/>	<input type="text"/>	
2003	<input type="text"/>	<input type="text"/>	<input type="text"/>	<input type="text"/>	<input type="text"/>	
2002	<input type="text"/>	<input type="text"/>	<input type="text"/>	<input type="text"/>	<input type="text"/>	

[Update Coverage](#)

**Approved Yield**

**Approved Yield:** Not Calculated


Remarks:

\*

\*--1667 Approved Yield Data (Continued)

C Example of Yield Data Section

The following is an example of the Yield Data Section.

Approved Yield Data		
Year: 2012	State: Mississippi	County: Coahoma
Unit: <a href="#">638</a>		
Crop: CANTALOUPEs, Fresh (FH), Non-Irrigated, 01		
Unit of Measure: LBS		
<b>Yield Data</b>		
Transitional Yield: 10000.00	Prior Approved Yield:	<input type="text"/>
Adjusted Transitional Yield:	Adjusted Date:	<input type="text"/> 
Adjusted Reason:	<input type="text"/>	
Substitute Yield:	<input type="text" value="No"/>	Cup Rules Apply: <input type="text" value="Yes"/>

--\*

\*--1667 Approved Yield Data (Continued)

**D Field Descriptions and Actions for Yield Data Section**

The following table provides the field descriptions and actions for the Yield Data Section of the Approved Yield Data Screen.

<b>Field/Button</b>	<b>Description</b>
Unit	Unit Details Screen will be displayed. See paragraph 1664.
Transitional Yield	County expected yield from NCT.
Prior Approved Yield	<p>Will be:</p> <ul style="list-style-type: none"> <li>• blank, if the unit and crop has never had an approved yield established</li> <li>• prefilled, if an automated approved yield was calculated in the prior year</li> <li>• blank, if the previous year’s approved yield was calculated outside of the system.</li> </ul> <p><b>Note:</b> The prior approved yield <b>must</b> be loaded if an approved yield was established in the prior year.</p>
Adjusted Transitional Yield	Determined according to subparagraph 260 C.
Adjusted Date	Date COC or STC minutes documented the determination of the adjusted T-yield.
Adjusted Reason	<p>Applicable reason for the adjusted T-yield, from the following:</p> <ul style="list-style-type: none"> <li>• age of stand/trees</li> <li>• elevation</li> <li>• inconsistent farming/management practice</li> <li>• multiple county T-yield variations</li> <li>• soil type</li> <li>• topography.</li> </ul>
Substitute Yield	Determines whether substitute yield rules apply. This field is defaulted to “No” as the unit may have already used this 1-time substitution. Select “Yes”, if the producer is requesting to use substitute yield as provided in paragraph 259.
Cup Rules Apply	<p>Determines whether cup rules apply. This field is defaulted to “Yes” meaning that the software will determine whether a cup applies to the approved yield. Select “No”, if the approved yield should not be cupped. See subparagraph 286 D for instances when the cup rules do not apply.</p> <p><b>Note:</b> “Yes” does not mean that the approved yield was cupped, only that the rules apply.</p>

--\*

\*--1667 Approved Yield Data (Continued)

**E Example of Historical Yields Section**

The following is an example of the Historical Yields Section.

Historical Yields							
Year	Eligible Disaster	Acres Planted	Actual Production	Record Types	Yield Type	Yield	
				1 2 3 4 5			
2011				<input type="checkbox"/> <input type="checkbox"/> <input type="checkbox"/> <input type="checkbox"/> <input type="checkbox"/>			
2010				<input type="checkbox"/> <input type="checkbox"/> <input type="checkbox"/> <input type="checkbox"/> <input type="checkbox"/>			
2009				<input type="checkbox"/> <input type="checkbox"/> <input type="checkbox"/> <input type="checkbox"/> <input type="checkbox"/>			
2008				<input type="checkbox"/> <input type="checkbox"/> <input type="checkbox"/> <input type="checkbox"/> <input type="checkbox"/>			
2007				<input type="checkbox"/> <input type="checkbox"/> <input type="checkbox"/> <input type="checkbox"/> <input type="checkbox"/>			
2006				<input type="checkbox"/> <input type="checkbox"/> <input type="checkbox"/> <input type="checkbox"/> <input type="checkbox"/>			
2005				<input type="checkbox"/> <input type="checkbox"/> <input type="checkbox"/> <input type="checkbox"/> <input type="checkbox"/>			
2004				<input type="checkbox"/> <input type="checkbox"/> <input type="checkbox"/> <input type="checkbox"/> <input type="checkbox"/>			
2003				<input type="checkbox"/> <input type="checkbox"/> <input type="checkbox"/> <input type="checkbox"/> <input type="checkbox"/>			
2002				<input type="checkbox"/> <input type="checkbox"/> <input type="checkbox"/> <input type="checkbox"/> <input type="checkbox"/>			

[Update Coverage](#)

--\*

\*--1667 Approved Yield Data (Continued)

**F Field Descriptions and Actions for Historical Yields Section**

The following table provides the field descriptions and actions for the Historical Yields Section of the Approved Yield Data Screen.

Field/Button	Description
Year	<p>Ten crop years will be displayed. Years displayed will start with the prior year. Rotation farms only require data to be loaded for the years that the crop is planted.</p> <p><b>Note:</b> Lag year crops will have a 1-year lag.</p>
Eligible Disaster	<p>“Eligible Disaster” indicator must be set to “Yes” or “No”. “Yes” will allow for the replacement yield rules to apply for that year as provided in paragraph 256.</p>
Acres Planted	<p>Acres planted will be obtained from CARS. In the absence of acres from CARS, load the planted acres as determined according to Part 4.</p> <p><b>Notes:</b> Acres <b>must</b> be certified in CARS before they can be obtained by the approved yield process.</p> <p>Acres from CARS <b>cannot</b> be overridden. If applicable, acres <b>must</b> be corrected through CARS.</p> <p>See subparagraph G for handling acres ineligible for NAP.</p>
Actual Production	<p>Enter the actual production as determined according to paragraph 326.</p>
Record Types	<p>Enter the record types that support the production entered. If record type “5” is selected, record the type of production record used in “Remarks”.</p> <p>Record Types are as follows:</p> <ul style="list-style-type: none"> <li>• “1”, sold or commercial storage</li> <li>• “2”, on-farm storage, measurement</li> <li>• “3”, livestock feeding records</li> <li>• “4”, appraisal</li> <li>• “5”, other, identify in “Remarks”.</li> </ul>
Yield Type	<p>Determined by the system when users click “Calculate Yield”. Normally left blank. Yield types “C”, “I”, “Q”, and “U” <b>must</b> be entered.</p>
Yield	<p>Calculated by the system when users click “Calculate Yield”.</p> <p><b>Exception:</b> A yield will be manually entered for yield type “Q” <b>only</b>.</p>
Update Coverage	<p>Displays the Coverage Confirmation Screen. See paragraph 1667 J.</p>

--\*

\*--1667 Approved Yield Data (Continued)

**G Special Data for Historical Yields Data Section**

Yield Types “C”, “I”, “P”, “Q”, and “U” have special data needs. An additional data entry field will be provided to enter the applicable data for Yield Types “C”, “P”, “Q”, and “U”.

When Yield Type “C” is entered, the percentage of T-yield is required. Valid selections from the drop-down menu are “80%”, “90%”, and “100%”. See subparagraph 287 E. Following is an example of the data entry field for Yield Type “C”.

Historical Yields										
Year	Eligible Disaster	Acres Planted	Actual Production	Record Types	Yield Type	Yield				
1	2	3	4	5						
2011				<input type="checkbox"/>	<input type="checkbox"/>	<input type="checkbox"/>	<input type="checkbox"/>	<input type="checkbox"/>	C	
Percent of Effective Transitional Yield: <input type="text"/>										

When Yield Type “I” is entered, the system will use 100 percent of the T-yield in the approved yield calculation. See paragraph 282.

When the system determines Yield Type “P” is applicable for a year other than the most recent historical year, the approved yield for the missing year is required. After entering the approved yield for the missing year, the system will calculate 75 percent of the entered value to determine the historical yield for the year. See paragraph 257. Following is an example of the data entry field for Yield Type “P”.

Historical Yields										
Year	Eligible Disaster	Acres Planted	Actual Production	Record Types	Yield Type	Yield				
1	2	3	4	5						
2011				<input type="checkbox"/>	<input type="checkbox"/>	<input type="checkbox"/>	<input type="checkbox"/>	<input type="checkbox"/>		
2010				<input type="checkbox"/>	<input type="checkbox"/>	<input type="checkbox"/>	<input type="checkbox"/>	<input type="checkbox"/>	P	
2010 Approved Yield: <input type="text"/>										

--\*



\*--1667 Approved Yield Data (Continued)

**G Special Data for Historical Yields Data Section (Continued)**

When Yield Type “Q” is entered, a data entry field will be opened in the “Yield” column for entering the yield. Enter a yield that is equal to or greater than 65 percent and less than or equal to 100 percent of the T-yield. See subparagraph 282 E. Following is an example of yield data field for Yield Type “Q”.

Historical Yields						
Year	Eligible Disaster	Acres Planted	Actual Production	Record Types 1 2 3 4 5	Yield Type	Yield
2011				<input type="checkbox"/> <input type="checkbox"/> <input type="checkbox"/> <input type="checkbox"/> <input type="checkbox"/>	Q	

When Yield Type “U” is entered, the Effective Transitional Yield for the year the substitution was taken must be entered. See paragraph 259. Following is an example of the data entry field for Yield Type “U”.

Historical Yields						
Year	Eligible Disaster	Acres Planted	Actual Production	Record Types 1 2 3 4 5	Yield Type	Yield
2011				<input type="checkbox"/> <input type="checkbox"/> <input type="checkbox"/> <input type="checkbox"/> <input type="checkbox"/>		
2010				<input type="checkbox"/> <input type="checkbox"/> <input type="checkbox"/> <input type="checkbox"/> <input type="checkbox"/>	U	
Effective Transitional Yield:						

When acres are populated from CARS, a data entry field will be provided to indicate the number of acres ineligible for approved yields, if applicable. Enter the acres that are not eligible for approved yields. The entered value will be deducted from the prepopulated acres when the yield is calculated. Following is an example of the data entry field for Ineligible Acres.

Historical Yields						
Year	Eligible Disaster	Acres Planted	Actual Production	Record Types 1 2 3 4 5	Yield Type	Yield
2011		5.40		<input type="checkbox"/> <input type="checkbox"/> <input type="checkbox"/> <input type="checkbox"/> <input type="checkbox"/>		
Ineligible Acres:						

**\*--1667 Approved Yield Data (Continued)**

**H Approved Yield Section**

The following is an example of the Approved Yield Section.

**I Field Descriptions and Actions for the Approved Yield Section**

The following table provides the field descriptions and actions for the Approved Yield Section of the Approved Yield Data Screen.

Field/Button	Description
Approved Yield	Will display either of the following: <ul style="list-style-type: none"> <li>• “Not Calculated”</li> <li>• an approved yield.</li> </ul>
Remarks	Required for Record Type “5”, “Other”. In any other case, remarks are optional and may be used to notate additional information.
Calculate Yield	CLICK “ <b>Calculate Yield</b> ” to calculate an approved yield, screen will be redisplayed.
Save & Continue	CLICK “ <b>Save &amp; Continue</b> ”, to calculate the approved yield and continue to the Summary Page. See paragraph 1668.
Back	Previous screen will be displayed.
NAP Main Menu	Main Menu will be displayed. See paragraph 1523.

--\*

**\*--1667 Approved Yield Data (Continued)**

**J Coverage Confirmation Screen**

When users click “Calculate Yield”, if there is a prior approved yield recorded and acres and production are blank, the following Coverage Confirmation Screen will be displayed.

Coverage Confirmation

---

Year: 2012
State: Mississippi
County: Coahoma

---

Please mark years on which producer had NAP coverage for ORANGES, EARLY MIDSEASON (ETM), Fresh (FH), Non-Irrigated, 01 planting period on unit [612](#)

2008

Coverage information can be changed by either of the following methods, on the Approved Yield Data Screen:

- remove the yield type for the year that needs to be corrected, this will remove all data associated with the record, and then CLICK “**Calculate Yield**”
- CLICK “**Update Coverage**”.

The Coverage Confirmation screen will be redisplayed to allow for revising the coverage.

**K Field Descriptions and Actions for the Coverage Confirmation Screen**

The following table provides the field descriptions and actions for the Coverage Confirmation Screen.

Field/Button	Description
Years	Check the year or years the crop was covered by a NAP application for coverage.
Continue	CLICK “ <b>Continue</b> ” after selecting the year or years the crop was covered by NAP.  <b>Note:</b> If the crop was not covered by NAP for any of the years listed, CLICK “ <b>Continue</b> ”.
Unit	Unit Details Screen will be displayed. See paragraph 1664.
Back	Previous screen will be displayed.

--\*

**\*--1668 Approved Yield Summary and Signature Data**

**A Overview**

The Approved Yield Screen will be displayed.

**B Example of the Approved Yield Screen**

The following is an example of the Approved Yield Screen that provides yield summary and signature data.

<b>NAP Menu</b> Welcome: County User 1 Role: County User <b>Main Menu</b> NAP Main Menu Select State, County, and Year Nationwide Customer Service <b>Approved Yield</b> Search By Producer Search By Unit Number Add Approved Yield Sign Approved Yield Reports Blank Form	<b>Approved Yield</b>						
	Year: 2012	State: Mississippi	County: Coahoma				
	<b>Producers</b>						
	Unit: 5						
	Producers: PRODUCER, ANY 1 (Operator)						
	<b>Crop</b>						
	Crop: CLOVER		Type: CRIMSON CLOVER (CRM)				
	Intended Use: Forage (FG)		Practice: Irrigated				
	Planting Period: 01		Unit of Measure: TON				
	<b>Yield Data</b>						
Transitional Yield: 5.60		Prior Approved Yield:					
Adjusted Transitional Yield:		Adjusted Date:					
Adjusted Reason:							
Substitute Yield: No		Cup Rules Apply: Yes					
<b>Historical Yields</b>							
<b>Year</b>	<b>Eligible Disaster</b>	<b>Acres Planted</b>	<b>Actual Production</b>	<b>Record Type(s)</b>	<b>Yield Type</b>	<b>Yield</b>	
2011	N	2.00	10.00	1	A	5.00	
2010	N	3.00	21.50	1	A	7.17	
2009	Y	1.00	2.00	1	R	3.64	
2008	Y	1.00	0.00	4	R	3.64	
<b>Approved Yield</b>							
Approved Yield: 4.86							
Remarks:							
<input type="text"/>							
<input type="button" value="Edit Yield Data"/>							
<b>Producer Signature</b>							
Signature Method: <input type="text"/>		Signature Date: <input type="text"/>					
<b>COC Signature</b>							
COC Representative Signature Date: <input type="text"/>							
<b>Cancellation</b>							
Do you want to cancel this Approved Yield?							
<input type="checkbox"/> Yes		Reason: <input type="text"/>					
<input type="button" value="Save &amp; Submit"/>		<input type="button" value="Save &amp; Print"/>		<input type="button" value="Cancel"/>			

\*--1668 Approved Yield Summary and Signature Data (Continued)

**C Field Descriptions and Actions**

The following table provides the field descriptions and actions for the Approved Yield Screen.

<b>Field/Button</b>	<b>Description</b>
Approved Yield	Will display the approved yield.
Remarks	Enter remarks as applicable; field is optional, unless Record Type “5” was selected in the Historical Yields Section.
Edit Yield Data	If users click “Edit Yield Data” to edit existing yield data, the Approved Yield Data Screen will be displayed. See paragraph 1667.
Producer Signature	Enter producer’s signature method and date.  <b>Note:</b> A bulk signature option is available by clicking “Sign Approved Yield” on the Main Menu. See paragraph 1670.
COC Signature	Enter COC representative signature date.  <b>Note:</b> A bulk signature option is available by clicking “Sign Approved Yield” on the Main Menu. See paragraph 1670.
Cancellation	CLICK “ <b>Yes</b> ” to cancel the approved yield and select the reason.
Save & Submit	CLICK “ <b>Save &amp; Submit</b> ” to retain data and display the Confirmation Screen. See paragraph 1673.  <b>Note:</b> The approved yield <b>must</b> be submitted to retain data that is added, deleted, or changed on this screen.
Save & Print	CLICK “ <b>Save &amp; Print</b> ” to retain data and print CCC-452.
Cancel	CLICK “ <b>Cancel</b> ” to return to the previous screen.

--\*

**\*--1668 Approved Yield Summary and Signature Data (Continued)****D Producer and COC Representative Signatures**

Producers and COC representative may sign one CCC-452 for all CCC-452's filed on the current date.

County Office shall:

- print all CCC-452's filed on the current date
- have the producer review the information on each CCC-452
- staple the package together
- enter the individual page number and the total pages on each page of the package, using format of "Page \_\_\_ of \_\_\_" or "\_\_\_ of \_\_\_"
- have the producer sign and date page 1 of the package
- sign as COC representative and date page 1 of the package.

**Note:** If the producer refuses to sign, notate reason for refusal in the "Remarks" section. COC representative shall sign and date, even if producer refuses to sign

In this instance, the COC representative signature date will not be entered in the system.--\*

**\*--1669 Adding, Editing, or Canceling Approved Yields by Unit Number**

**A Overview**

After users click “Add, Edit or Cancel Approved Yield by Unit Number”, the Search Approved Yield Screen will be displayed.

**B Example of Search Approved Yield Screen**

Following is an example of the Search Approved Yield Screen. To:

- search for an approved yield, enter a unit number and CLICK “**Search**”
- return to the Main Menu, CLICK “**NAP Main Menu**”.

If the unit does not have an approved yield on file, the following message will be displayed. To:

- establish an approved yield, CLICK “**Add Approved Yield**” (see paragraph 1666)
- return to the Main Menu, CLICK “**NAP Main Menu**”.


--\*

\*--1669 Adding, Editing, or Canceling Approved Yields by Unit Number

**B Example of Search Approved Yield Screen (Continued)**

When a unit number is entered, applications for coverage are reviewed for all producers associated with the unit number. If an application for coverage is not found for at least 1 producer on the unit, the following message will be displayed.

**Search Approved Yield**



- An application for coverage was not found for any producer on this unit.


Year: 2012
State: Mississippi
County: Coahoma

---

Unit Number:

If the selected unit is not found, the following message will be displayed.

**Search Approved Yield**



- Unit Not Found

Year: 2012
State: Mississippi
County: Coahoma

---

Unit Number:

--\*



**\*--1670 Signing Approved Yields**

**A Overview**

The Sign Approved Yield Screen allows for multiple CCC-452's to be signed at 1 time. The screen displays entry fields for "Producer Signature Method and Date" and "COC Representative Signature Date".

**B Example of Search Approved Yields to Sign Screen**

Following is an example of the Search Approved Yields to Sign Screen. To:

- search for an approved yield that needs to be signed, enter a unit number and CLICK "Search"
- return to the Main Menu, CLICK "NAP Main Menu".

**Search Approved Yields to Sign**

Year: 2012                      State: Mississippi                      County: Coahoma

Unit Number:


 

--\*


\*--1670 Signing Approved Yields (Continued)

C Example of Sign Approved Yield Screen

Following is an example of the Sign Approved Yield Screen.

Sign Approved Yield			
Year: 2012		State: Mississippi	
County: Coahoma			
Unit: <a href="#">638</a>			
<input type="checkbox"/>	Crop	Producer Signature	
<input type="checkbox"/>	CUCUMBERS, ENGLISH (ENG), Fresh (FH) Irrigated, 01		<a href="#">View/Print</a>
<input type="checkbox"/>	CUCUMBERS, PICKLING (PKL), Fresh (FH) Irrigated, 01		<a href="#">View/Print</a>
<b>Producer Signature</b>			
Signature Method: <input type="text"/> <input type="text"/> Date: <input type="text"/>			
<b>COC Signature</b>			
COC Representative Signature Date: <input type="text"/> 			
<input type="button" value="Save"/>		<input type="button" value="Select Unit"/>	

If the selected unit does not have unsigned approved yields, the following message will be displayed.

Search Approved Yields to Sign		
 <ul style="list-style-type: none"> <li>An unsigned approved yield was not found for this unit.</li> </ul>		
Year: 2012		State: Mississippi
County: Coahoma		
Unit Number: <input type="text" value="639"/>		
<input type="button" value="Search"/>		<input type="button" value="NAP Main Menu"/>

--\*

**\*--1670 Signing Approved Yields(Continued)**

**D Field Descriptions and Actions**

Select the crop or crops for which signature data will be entered.

The following table provides the field descriptions and actions for the Sign Approved Yield Screen.

<b>Field/Button</b>	<b>Description</b>
Crop	Crop, type, intended use, practice, and planting period that is awaiting signature.
Producer Signature	The producer’s signature date will be displayed if producer data was entered previously.  <b>Note:</b> If producer data has already been entered. Only the COC representative signature date needs to be entered.
View/Print	View/print the specific approved yield.
Producer Signature	Enter the producer’s signature method and date.
COC Signature	Enter COC representative signature date.
Save	The entered data will be saved.
Select Unit	Select another unit with approved yields to be signed.

**E Producer and COC Representative Signatures**

See subparagraph 1668 D for signature requirements.--\*

\*--1671 Editing Approved Yields

A Overview

The Approved Yield Screen displays the historical data and approved yield that was captured from the approved yield process.

B Example of Approved Yield Screen

Following is an example of the Approved Yield Screen.

<b>NAP Menu</b> Welcome: County User 1 Role: County User <b>Main Menu</b> NAP Main Menu Select State, County, and Year Nationwide Customer Service <b>Approved Yield</b> Search By Producer Search By Unit Number Add Approved Yield Sign Approved Yield Reports Blank Form	<b>Approved Yield</b> Year: 2012      State: Mississippi      County: Coahoma <hr/> <b>Producers</b> Unit: 638 Producers: PRODUCER, ANY 1 (Owner) PRODUCER, ANY 2 (Operator)																																			
	<hr/> <b>Crop</b> Crop: CANTALOUPEs      Type: Intended Use: Fresh (FH)      Practice: Irrigated Planting Period: 01      Unit of Measure: CWT																																			
	<hr/> <b>Yield Data</b> Transitional Yield: 165.40      Prior Approved Yield: Adjusted Transitional Yield:      Adjusted Date: Adjusted Reason: Substitute Yield: No      Cup Rules Apply: Yes																																			
	<hr/> <b>Historical Yields</b> <table border="1" style="width: 100%; border-collapse: collapse; text-align: center;"> <thead> <tr style="background-color: #0056b3; color: white;"> <th>Year</th> <th>Eligible Disaster</th> <th>Acres Planted</th> <th>Actual Production</th> <th>Record Type(s)</th> <th>Yield Type</th> <th>Yield</th> </tr> </thead> <tbody> <tr> <td>2011</td> <td></td> <td></td> <td></td> <td></td> <td>S</td> <td>107.51</td> </tr> <tr> <td>2010</td> <td></td> <td></td> <td></td> <td></td> <td>S</td> <td>107.51</td> </tr> <tr> <td>2009</td> <td></td> <td></td> <td></td> <td></td> <td>S</td> <td>107.51</td> </tr> <tr> <td>2008</td> <td></td> <td></td> <td></td> <td></td> <td>S</td> <td>107.51</td> </tr> </tbody> </table>	Year	Eligible Disaster	Acres Planted	Actual Production	Record Type(s)	Yield Type	Yield	2011					S	107.51	2010					S	107.51	2009					S	107.51	2008					S	107.51
Year	Eligible Disaster	Acres Planted	Actual Production	Record Type(s)	Yield Type	Yield																														
2011					S	107.51																														
2010					S	107.51																														
2009					S	107.51																														
2008					S	107.51																														
	<hr/> <b>Approved Yield</b> Approved Yield: 107.51 Remarks: <div style="border: 1px solid gray; height: 40px; width: 100%;"></div> <div style="text-align: right; margin-top: 5px;"> <input type="button" value="Edit Yield Data"/> </div>																																			
	<hr/> <b>Producer Signature</b> Signature Method: <input type="text"/> Signature Date: <input type="text"/>																																			
	<hr/> <b>COC Signature</b> COC Representative Signature Date: <input type="text"/>																																			
	<hr/> <b>Cancellation</b> Do you want to cancel this Approved Yield? <input type="checkbox"/> Yes      Reason: <input type="text"/>																																			
	<input type="button" value="Save &amp; Submit"/> <input type="button" value="Save &amp; Print"/> <input type="button" value="Cancel"/>																																			

\*--1671 Editing Approved Yields (Continued)

C Field Descriptions and Actions

The following table provides the field descriptions and action for the Approved Yield Screen.

Field/Button	Description
Edit Yield Data	CLICK <b>“Edit Yield Data”</b> to edit existing yield data.
Remarks	Enter remarks, as applicable. Field is optional.
Producer Signature	Enter producer’s signature method and date.
COC Signature	Enter COC representative signature date.
Cancellation	CLICK <b>“Yes”</b> to cancel the approved yield and select the reason.
Save & Submit	CLICK <b>“Save &amp; Submit”</b> to retain revised data and display the Confirmation Screen. See paragraph 1673.  <b>Note:</b> The approved yield <b>must</b> be submitted to retain data that is added, deleted, or changed on this screen.
Save & Print	CLICK <b>“Save &amp; Print”</b> to retain the entered data and print CCC-452.
Cancel	CLICK <b>“Cancel”</b> to return to the previous screen.

--\*

\*--1672 Reactivating Approved Yields

**A Overview**

The Approved Yield Data Screen displays the historical data and approved yield as calculated before cancellation. This applies to approved yields cancelled automatically according to subparagraph 1665 D or by a user.

**B Approved Yield Data Reactivation**

Following is an example of the Approved Yield Data Screen that will be displayed when reactivating an approved yield.

**NAP Menu**  
Welcome: County User 1

Role: County User

**Main Menu**  
NAP Main Menu  
Select State, County, and Year  
Nationwide Customer Service

**Approved Yield**  
Search By Producer  
Search By Unit Number  
Add Approved Yield  
Sign Approved Yield  
Reports  
Blank Form

**Approved Yield Data**

Year: 2012      State: Mississippi      County: Coahoma

Unit: [638](#)  
Crop: CUCUMBERS, PICKLING (PKL), Fresh (FH), Non-Irrigated, 01  
Unit of Measure: CWT

**Yield Data**

Transitional Yield: 4800.00      Prior Approved Yield:

Adjusted Transitional Yield:       Adjusted Date:

Adjusted Reason:

Substitute Yield:  No      Cup Rules Apply:  Yes

**Historical Yields**

Year	Eligible Disaster	Acres Planted	Actual Production	Record Types 1 2 3 4 5	Yield Type	Yield
2011	<input type="text"/>	<input type="text"/>	<input type="text"/>	<input type="checkbox"/> <input type="checkbox"/> <input type="checkbox"/> <input type="checkbox"/> <input type="checkbox"/>	S	3120.00
2010	<input type="text"/>	<input type="text"/>	<input type="text"/>	<input type="checkbox"/> <input type="checkbox"/> <input type="checkbox"/> <input type="checkbox"/> <input type="checkbox"/>	S	3120.00
2009	<input type="text"/>	<input type="text"/>	<input type="text"/>	<input type="checkbox"/> <input type="checkbox"/> <input type="checkbox"/> <input type="checkbox"/> <input type="checkbox"/>	S	3120.00
2008	<input type="text"/>	<input type="text"/>	<input type="text"/>	<input type="checkbox"/> <input type="checkbox"/> <input type="checkbox"/> <input type="checkbox"/> <input type="checkbox"/>	S	3120.00
2007	<input type="text"/>	<input type="text"/>	<input type="text"/>	<input type="checkbox"/> <input type="checkbox"/> <input type="checkbox"/> <input type="checkbox"/> <input type="checkbox"/>		
2006	<input type="text"/>	<input type="text"/>	<input type="text"/>	<input type="checkbox"/> <input type="checkbox"/> <input type="checkbox"/> <input type="checkbox"/> <input type="checkbox"/>		
2005	<input type="text"/>	<input type="text"/>	<input type="text"/>	<input type="checkbox"/> <input type="checkbox"/> <input type="checkbox"/> <input type="checkbox"/> <input type="checkbox"/>		
2004	<input type="text"/>	<input type="text"/>	<input type="text"/>	<input type="checkbox"/> <input type="checkbox"/> <input type="checkbox"/> <input type="checkbox"/> <input type="checkbox"/>		
2003	<input type="text"/>	<input type="text"/>	<input type="text"/>	<input type="checkbox"/> <input type="checkbox"/> <input type="checkbox"/> <input type="checkbox"/> <input type="checkbox"/>		
2002	<input type="text"/>	<input type="text"/>	<input type="text"/>	<input type="checkbox"/> <input type="checkbox"/> <input type="checkbox"/> <input type="checkbox"/> <input type="checkbox"/>		

[Update Coverage](#)

**Approved Yield**

**Approved Yield: 3120.00**

Remarks:

**\*--1672 Reactivating Approved Yields (Continued)**

**C Actions**

Edit data that needs to be updated and continue by following instructions in paragraph 1667.

If the cancelation was because of a change of unit of measure in NCT, continue with required approved yield changes. See paragraph 1675.

**1673 Confirmation**

**A Overview**

The Confirmation Screen is displayed after CCC-452 is:

- signed from the Approved Yield Screen
- cancelled
- edited
- reactivated.

The Confirmation Screen provides users the ability to:

- print approved yield
- return to the NAP Main Menu
- add approved yield for another crop
- add approved yield for another unit
- search approved yield.

**B Example of the Confirmation Screen**

Following is an example of the Confirmation Screen.



--\*

**\*--1673 Confirmation (Continued)**

**C Field Descriptions and Actions**

The following table provides the field descriptions and actions for the Confirmation Screen.

<b>Field/Button</b>	<b>Description</b>
Print Approved Yield	CCC-452 will be displayed in a separate window.
NAP Main Menu	Main Menu will be displayed. See paragraph 1523.
Add Approved Yield for Another Crop	The Crop Selection Screen will be displayed. See paragraph 1666.
Add Approved Yield for Another Unit	The Search Approved Yield Screen will be displayed. See paragraph 1669.
Search Approved Yield	The SCIMS Customer Search Screen will be displayed. See paragraph 1662.

--\*



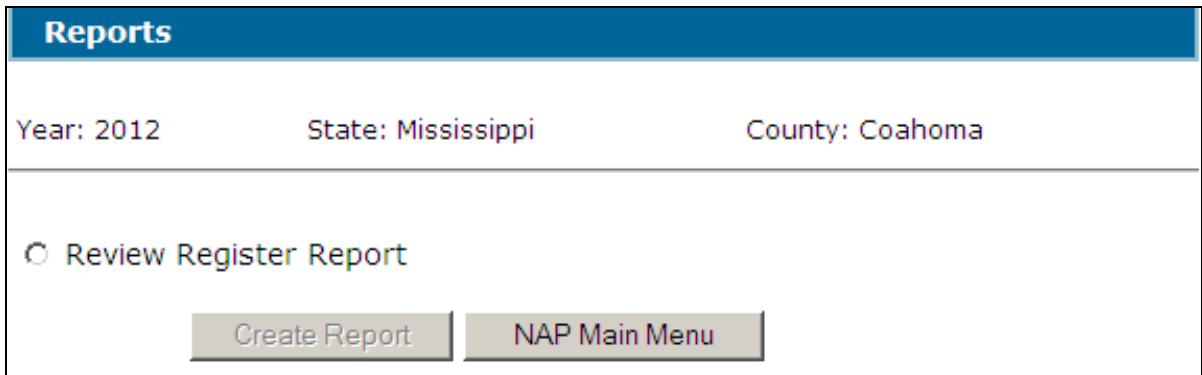
**\*--1674 Reports**

**A Overview**

The reports option provides a list of reports that are available to be viewed/printed.

**B Example of the Reports Screen**

Following is an example of the Reports Screen.



**C Field Descriptions and Actions**

The following table provides the field descriptions and actions for the Reports Screen.

<b>Report/Field/Button</b>	<b>Action</b>	<b>Result</b>
Review Register Report	Manual selection.	Report will be displayed identifying approved yields that are subject to review.
Create Report	The selected report will be displayed.	
NAP Main Menu	Main Menu will be displayed. See paragraph 1523.	

--\*

**\*--1675 Required Approved Yield Changes****A Overview**

An approved yield is required to be updated if any of the following change:

- unit of measure
- county expected yield
- lag year applicability
- maximum number of historic years in database.

**B Unit of Measure Change**

If the unit of measure has changed, whether during the year or between years, then several approved yield data elements must be changed. The Unit of Measure Conversion Screen will:

- be displayed when the changed record is accessed
- allow entering a conversion factor that will be applied to the data in the database, including:
  - prior approved yield
  - adjusted T-yield
  - production
  - required dataloaded information.

**Notes:** A conversion factor will be present if both the previous and current unit of measure are standard, such as ton or cwt.

Required dataloaded information includes:

- approved yield for Yield Type "P"
- yield for Yield Type "Q"
- effective transitional yield for Yield Type "U".

The Unit of Measure conversion process **divides** the original value by the conversion factor to determine the converted value for the:

- prior approved yield
- adjusted T-yield
- production
- required dataloaded information.--\*

## \*--1675 Required Approved Yield Changes (Continued)

## C Example of Manual Unit of Measure Conversion Screen

Following is an example of the manual Unit of Measure Conversion Screen.

Unit of Measure Conversion		
Year: 2012	State: Mississippi	County: Coahoma
<p>The Unit of Measure for this crop changed on the National Crop Table. Enter the Conversion Factor</p>		
From Unit of Measure:	CTN	
Conversion Factor:	<input type="text"/>	
To Unit of Measure:	BOX	
		<input type="button" value="Continue"/> <input type="button" value="Back"/>

Determine the conversion factor by **dividing** the pounds of the “To Unit of Measure” by the pounds of the “From Unit of Measure”.

When going from a large unit of measure to a smaller unit of measure, the conversion factor will be **less** than 1.

**Examples:** For:

- cwt. to 25 pound cartons, the conversion factor will be .25  
( $25 \div 100 = .25$ )
- 50 pound cartons to 25 pound boxes, the conversion factor will be .5  
( $25 \div 50 = .5$ ).

When going from a small unit of measure to a larger unit of measure, the conversion factor will be **greater** than 1.

**Examples:** For:

- 25 pound cartons to cwt., the conversion factor will be 4 ( $100 \div 25 = 4$ )
- 25 pound boxes to 50 pound cartons, the conversion factor will be 2  
( $50 \div 25 = 2$ ).

Enter applicable conversion factor and CLICK “**Continue**”.--\*

**\*--1675 Required Approved Yield Changes (Continued)**

**D Example of Automated Unit of Measure Conversion Screen**

Following is an example of the automated Unit of Measure Conversion Screen.

CLICK **“Confirm”** to display the Approved Yield Data Screen. See paragraph 1667.

**Unit of Measure Conversion**

Year: 2012
State: Mississippi
County: Coahoma

---

The Unit of Measure for this crop changed on the National Crop Table. Confirm the following conversion factor is correct

From Unit of Measure: CWT  
 Conversion Factor: 20  
 To Unit of Measure: TON

The following table provides the conversion factors for standard units of measure.

IF converting unit of measure from...	TO unit of measure...	THEN use conversion factor...
lbs	cwt	100.
lbs	ton	2000.
cwt	ton	20.
cwt	lbs	.01.
ton	cwt	.05.
ton	lbs	.0005.

---

**1676-1700 (Reserved)**

**\*--Section 6 Application for Payment**

**1701 Search Application for Payment Screen**

**A Overview**

After users have clicked “Add, Edit, or Cancel Application for Payment”, the Search Application for Payment Screen will be displayed. The Search Application for Payment Screen allows users to:

- add CCC-576 (page 2)
- delete CCC-576 (page 2)
- access an existing CCC-576 (page 2)
- return to NAP Main Menu.

**B Example Search Application for Payment Screen**

Following is an example of the Search Application for Payment Screen.

Search Application for Payment

---

**Year:** 2012                      **State:** Mississippi                      **County:** Coahoma

---

Add/Search

Unit	Pay Group	Disaster Start	Disaster End	Status
<b>PRODUCER, ANY 1</b>				
613	CRUSTACEAN/001 01	10/01/2011		Initiated <a href="#">View/Print</a> <a href="#">Edit</a>
<a href="#">Add Application for Payment</a>				
<b>PRODUCER, ANY 2</b>				
607	SOYBEANS/001 01	07/20/2011	07/21/2011	Approved <a href="#">View/Print</a> <a href="#">Edit</a>
607	STRAWBERRIES/001 01	08/21/2011		LA/FSA Representative Signed <a href="#">View/Print</a> <a href="#">Edit</a>
<a href="#">Add Application for Payment</a>				

Add/Search

NAP Main Menu

--\*

**\*--1701 Search Application for Payment Screen (Continued)****C Action**

To add a new CCC-576 (page 2) for a producer without an existing application, click the “Add/Search” button. The SCIMS Customer Search Screen will be displayed.

To view/print an existing CCC-576 (page 2), select “View/Print” for CCC-576 (page 2) to be viewed/printed and CCC-576 (page 2) will be displayed.

To edit an existing CCC-576 (page 2), do either of the following:

- select “Edit” for CCC-576 (page 2) to be edited. The Application for Payment Summary Screen will be displayed.
- click the “Add/Search” button. The SCIMS Customer Search Screen will be displayed.

To add an application for a different unit or crop for a producer, CLICK “Add Application for Payment”.

**D Status**

The “Status” column displays the status of the producer’s CCC-576 (page 2).

**Initiated** means CCC-576 (page 2) has been started but the producer has not yet signed the application.

**Producer Signed** means the producer has signed CCC-576 (page 2) but the LA or FSA Representative has not yet signed CCC-576 (page 2).

**LA/FSA Representative Signed** means the LA or FSA representative has signed CCC-576 (page 2) but the COC has not yet approved/disapproved CC-576 (page 2).

**Approved** means COC has approved CCC-576 (page 2).

**Disapproved** means COC has disapproved CCC-576 (page 2).

**Cancelled** means that CCC-576 (page 2) has been placed in a cancelled status because of either of the following:

- changes to basic program data (that is modification of FSA-578 data)
- SCIMS duplicate resolution merge.

A cancelled CCC-576 (page 2) can be accessed and modified to ensure that the most current data is on CCC-576 (page 2). A report is available that provides a listing of all cancelled CCC-576 (page 2) along with the reason for the cancellation. See paragraph 1781 for additional information.

**Note:** A SCIMS duplicate resolution merge will cancel CCC-576 (page 2) tied to the merged producer. CCC-576 (page 2) tied to the producer that was “kept” will not be cancelled. CCC-576 (page 2) cancelled because of a SCIMS duplicate resolution merge does not need to be accessed and modified.--\*

**\*--1702 SCIMS Customer Search**

**A Overview**

If the user selected “Add/Search”, the SCIMS Customer Search Screen will be displayed. The SCIMS Customer Search Screen provides users with a method of searching SCIMS to find the applicable producer. Producer may be selected by type, name, tax ID, or other. See 1-CM for additional information on SCIMS.

**B Example of SCIMS Customer Search Screen**

Following is an example of the SCIMS Customer Search Screen.

User must select customer based on search results by clicking the applicable producer.

If the producer has no existing Applications for Payment, the Unit Selection Screen will be displayed. See paragraph 1703.

If the selected producer has 1 or more existing Applications for Payment, the Search Application for Payment Screen will be redisplayed listing only the selected producers with existing Applications for Payment. See paragraph 1701.--\*

**\*--1703 Unit Selection**

**A Overview**

The Unit Selection Screen displays all unit numbers to which the selected producer is associated.

**B Example of Unit Selection Screen**

Following is an example of the Unit Selection Screen.

**Unit Selection**

**Year:** 2012                      **State:** Mississippi                      **County:** Coahoma  
**Producer:** PRODUCER, ANY 1

Unit	Producers	Status
<input type="radio"/> <a href="#">81</a>	PRODUCER, ANY 1 (Operator)	Active
<input type="radio"/> <a href="#">665</a>	PRODUCER, ANY 1 (Owner) PRODUCER, ANY 2 (Operator) PRODUCER, ANY 3 (Owner)	Active
<input type="radio"/> <a href="#">666</a>	PRODUCER, ANY 1 (Owner) PRODUCER, ANY 2 (Operator) PRODUCER, ANY 3 (Owner) <i>... 4 producers total</i>	Active

**C Field Descriptions and Actions**

The following table provides the field descriptions and actions for the Unit Selection Screen.

Field/Button	Description
Unit	Unit Details Screen will be displayed. See paragraph 1704.
Producers	Producers associated with the unit and the producer type. Up to 3 producers will be listed. If more than 3 producers are associated with the unit, the number of total producers will be listed.
Status	Active or Inactive. NAP payments can only be issued for active units.
Continue	Click continue after selecting the unit. Only 1 unit may be selected at a time. The Pay Group Selection Screen will be displayed. See paragraph 1705.
Back	The previous screen will be displayed.
NAP Main Menu	Main Menu will be displayed. See paragraph 1523.

--\*



**1704 Unit Details**

**A Overview**

The Unit Details Screen provides additional information about the unit. If more than 3 producers are associated with the unit, the Unit Details Screen will list all producers. The Unit Details Screen opens in a separate window.

**B Example Unit Details Screen**

Following is an example of the Unit Details Screen.

Unit Details	
<b>State:</b> Mississippi	<b>County:</b> Coahoma
<b>Unit:</b> 666	<b>Status:</b> Active
Producer Name	Producer Type
PRODUCER, ANY 2	Operator
PRODUCER, ANY 1	Owner
PRODUCER, ANY 3	Owner
PRODUCER, ANY 4	Owner
<input type="button" value="Close"/> <input type="button" value="Print"/>	

**C Actions**

To print the unit details, CLICK **“Print”**. CLICK **“Close”** to return to the Unit Selection Screen.

**1705 Pay Group Selection**

**A Overview**

The Pay Group Selection Screen displays all pay groups that meet both of the following conditions:

- covered on the Application for Coverage
- reported on an acreage report.

**\*--Note:** If acreage is reported with “GS” intended use, the acreage report will be split into “GR” and “GZ” pay group line items, if both are covered on the application for coverage.--\*

1705 Pay Group Selection (Continued)

**B Example Pay Group Selection Screen**

Following is an example of the Pay Group Selection Screen.

Pay Group Selection		
<b>Year:</b> 2012	<b>State:</b> Mississippi	<b>County:</b> Coahoma
<b>Producer:</b> PRODUCER, ANY 1		
<b>Unit:</b> 5		
Pay Crop	Pay Type	Planting Period
<input type="radio"/> CORN	002	01
<input type="radio"/> FINFISH	001	01
<input type="radio"/> GAILON	001	01
<input type="radio"/> GRASS	001	01
<input type="button" value="Continue"/> <input type="button" value="Back"/> <input type="button" value="NAP Main Menu"/>		

**C Field Descriptions and Actions**

This table provides the field descriptions and actions for the Pay Group Selection Screen.

Field/Button	Description
Pay Crop	Pay group that is covered by an Application for Coverage and has certified acres on an acreage report.
Pay Type	
Planting Period	
	<b>*--Note:</b> If acreage is reported with “GS” intended use, the acreage report will be split into both “GR” and “GZ” pay group line items, if both are covered on the application for coverage.--*
Continue	After selecting the pay group, CLICK “ <b>Continue</b> ”. Only 1 pay group may be selected at a time. The Crop Selection Screen will be displayed. See paragraph 1706.
Back	Unit Selection Screen will be displayed. See paragraph 1703.
NAP Main Menu	Main Menu will be displayed. See paragraph 1523.

1706 Crop Selection

A Overview

The Crop Selection Screen displays for selection all crops within the selected pay group that were reported on an acreage report.

**Notes:** Reported acreage for the crop must be certified on the acreage report to be displayed on the Crop Selection Screen.

\*--Acreage report must contain both of the following:

- planting period
- NAP unit.--\*

B Example Crop Selection Screen

Following is an example of the Crop Selection Screen.

Crop Selection

**Year:** 2012                      **State:** Mississippi                      **County:** Coahoma

**Producer:** PRODUCER, ANY 1

---

**Unit:** 5      **Pay Crop/Type:** CORN/002                      **Planting Period:** 01

**Select Crop**

	Name	Type	Intended Use	Practice	Share (%)
<input type="radio"/>	CORN	SWEET (SWT)	Fresh (FH)	NI	100.00
<input type="radio"/>	CORN	SWEET (SWT)	Processed (PR)	NI	100.00

Add Crop

**Crop Data**

Name	Type	Intended Use	Practice	Share(%)	Action
CORN	SWEET (SWT)	Fresh (FH)	NI	100.00	<a href="#">Edit</a> <a href="#">Delete</a>

Continue

Back

NAP Main Menu

1706 Crop Selection (Continued)

C Field Descriptions and Actions

The following provides the field descriptions and actions for the Crop Selection Screen.

Field/Button	Description
<b>Crop Selection</b>	
Crop	Crop, Type, Intended Use, Practice, and Share from the acreage report.  *--Note: The share is able to be modified for a “GZ” or “GR” crop line item if it was split from a “GS” acreage report record.--*
Type	
Intended Use	
Practice	
Share	
Add Crop	<p>CLICK “Add Crop” after selecting the crop. Only 1 crop may be selected at a time. One of the following screens will be displayed.</p> <ul style="list-style-type: none"> <li>• Yield Loss Acreage Screen (yield based crops only). See paragraph 1716.</li> <li>• Value Loss Crops (Graduated) Screen (graduated price value loss crops only. See paragraph 1726.</li> <li>• Value Loss Crops (Non-Graduated) Screen. (non-graduated price value loss crops only. See paragraph 1741.</li> <li>• Grazing Loss Acreage Screen (grazing crops only). See paragraph 1756.</li> <li>• Special Forage Screen (forage crops only). See paragraph 1771.</li> </ul>
<b>Crop Data</b>	
(This section will only be displayed if 1 or more of the crops in the pay group are already recorded on the Application for Payment)	
Crop	Crop, Type, Intended Use, Practice, and Share from the acreage report. The crop(s) displayed in this section are already recorded on the Application for Payment.
Type	
Intended Use	
Practice	
Share	
Action	<p>Select “Edit” to modify existing production data for the crop.</p> <ul style="list-style-type: none"> <li>• For yield based crops, the Yield Loss Acreage Screen will be displayed. See paragraph 1716.</li> <li>• For graduated price value loss crops, the Value Loss Crops (Graduated) Screen will be displayed. See paragraph 1726.</li> <li>• For non-graduated price value loss crops, the Value Loss Crops (Non-Graduated) Screen will be displayed. See paragraph 1741.</li> <li>• For grazing crops, the Grazing Loss Acreage Screen will be displayed. See paragraph 1756.</li> <li>• For forage crops, the Special Forage Screen will be displayed. See paragraph 1771.</li> </ul> <p>Select “Delete” to delete existing production data for the crop. The Delete Crop Screen will be displayed. See paragraph 1709.</p>

\*--1706 Crop Selection (Continued)

C Field Descriptions and Actions (Continued)

<b>Buttons</b>	
Continue	<p>Only available for selection if 1 or more crops in the pay group are already recorded on the Application for Payment.</p> <ul style="list-style-type: none"> <li>• For yield based crops, Application for Payment Summary Screen will be displayed. See paragraph 1718.</li> <li>• For graduated price value loss crops, the Date of Loss Selection Screen will be displayed. See paragraph 1707.</li> <li>• For non-graduated price value loss crops, the Date of Loss Selection Screen will be displayed. See paragraph 1707.</li> <li>• For grazing crops, the Application for Payment Summary Screen will be displayed. See paragraph 1758.</li> <li>• For forage crops, the Application for Payment Summary Screen will be displayed. See paragraph 1718 or 1758.</li> </ul>
Back	The Unit Selection Screen will be displayed. See paragraph 1703.
NAP Main Menu	The Main Menu will be displayed. See paragraph 1523.

--\*

**\*--1707 Date of Loss Selection**

**A Overview**

The Date of Loss Selection Screen is only applicable when either of the following applies:

- graduated or non-graduated value loss crop is selected

**Notes:** See subparagraph 1726 A for a list of graduated value loss crops.

See subparagraph 1741 A for a list of non-graduated value loss crops.

- yield based crop in a tropical region is selected.

**Notes:** Tropical region shall include Hawaii, Puerto Rico, American Samoa, Guam, the U.S. Virgin Islands, and the former Trust Territory of the Pacific Islands (the Commonwealth of Northern Mariana Islands, the Republic of the Marshall Islands, the Federated State of Micronesia, and the Republic of Palau).

**Perennial crops cannot have multiple loss dates; however, the Date of Loss Selection Screen will be displayed for all yield based crops in a tropical region. County Offices shall ensure that only 1 date of loss is entered on the Date of Loss Selection Screen for perennial crops.**

The purpose of the Date of Loss Selection Screen is to identify and load multiple losses for the same crop during the the crop year.

All Notices of Loss on file for the unit and pay group will be displayed.

**B Example Date of Loss Selection Screen**

Following is an example of the Date of Loss Selection Screen.

Date of Loss Selection				
<b>Year:</b> 2012	<b>State:</b> Mississippi	<b>County:</b> Coahoma		
<b>Producer:</b> PRODUCER, ANY 1				
<b>Unit:</b> 613	<b>Pay Crop/Type:</b> CRUSTACEAN/001	<b>Planting Period:</b> 01		
Disaster Start	Disaster End	Loss Apparent	Crop	Status
<input type="checkbox"/> 10/01/2011		10/05/2011	CRUSTACEAN CRB	Approved
Save & Continue		Back	NAP Main Menu	

--\*

\*--1707 Date of Loss Selection Continued)

**C Field Descriptions and Actions**

The following table provides the field descriptions and actions for the Date of Loss Selection Screen.

Field/Button	Description
Disaster Start	Displays all Notices of Loss on file for the selected unit and pay group. Notices of Loss filed by any producer on the unit will be displayed.
Disaster End	
Loss Apparent	
Crop	
Status	Provides the status of each Notice of Loss. Notices of Loss may be selected regardless of the status; however, Applications for Payment cannot be approved until at least 1 approved Notice of Loss is attached.
Save & Continue	Click "Save & Continue" after selecting 1 or more of the displayed Notices of Loss. More than 1 Notice of Loss may be selected at a time. Application for Payment Summary Screen will be displayed.
Back	The Crop Selection Screen or Application for Payment Summary Screen will be displayed.
NAP Main Menu	Then Main Menu will be displayed. See paragraph 1523.

**D Action**

The County Office shall:

- select the applicable CCC-576, Notice of Loss, dates for the selected crop, crop type, and intended use
- See the applicable CCC-576, Notice of Loss, to determine the correct loss dates for the selected crop, crop type, and intended use.

**Example:** Producer A had a loss on crustaceans with a crop type of crab (pay crop 3002, pay type 001) in December. The producer filed CCC-576 (Page 1). The following February, the producer replenished the stock that was lost. In July, the producer had another loss on crustaceans with a crop type of crab. A separate CCC-576 (Page 1) was filed for the second loss on the same crop. The County Office shall see the applicable CCC-576 (Page 1) to select the appropriate loss dates when completing CCC-576 (page 2).

**Note:** Crop data for all crops within the pay group must be loaded even if there was not a loss on a particular crop or type within the pay group. The production for all crops is required to ensure that an accurate payment is calculated. **Do not** select a date of loss for a crop or type within a pay group that did not have a loss.--\*

**\*--1708 Confirmation**

**A Overview**

The Confirmation Screen provides users the ability to view/print CCC-576 (page 2) or to enter data for:

- another unit for the same producer
- another pay group for the same producer
- another producer.

**B Example Confirmation Screen**

Following is an example of the Confirmation Screen.

The screenshot shows a web interface titled "Confirmation". At the top, it displays the following information: "Year: 2012", "State: Mississippi", and "County: Coahoma". Below this, it says "Producer: PRODUCER, ANY 1". A horizontal line separates this header from the main content area. The main content area contains a green message: "Application for Payment data has been saved successfully." Below the message is a box titled "Create New Application" containing three blue hyperlinks: "Enter Data for Another Unit", "Enter Data for Another Pay Group", and "Enter Data for Another Producer". At the bottom of the screen, there are two buttons: "Save & Print" and "NAP Main Menu".

**C Link/Button Descriptions**

The following table provides the links/buttons available on the Confirmation Screen.

Link/Button	Description
Enter Data for Another Unit	The Unit Selection Screen will be displayed. See paragraph 1703.
Enter Data for Another Pay Group	The Pay Group Selection Screen will be displayed. See paragraph 1705.
Enter Data for Another Producer	The SCIMS Customer Search Screen will be displayed. See paragraph 1702.
Save & Print	CCC-576 (page 2) will be displayed in a separate window. CCC-576 (page 2) will contain only data that has been entered into the system as of the date it is being printed.
NAP Main Menu	The Main Menu will be displayed. See paragraph 1523.

--\*



**\*--1709 Delete Crop**

**A Overview**

The Delete Crop Screen provides users the ability to confirm the deletion of a crop.

**B Example Delete Crop Screen**

Following is an example of the Delete Crop Screen.

The screenshot shows a web interface titled "Delete Crop". At the top, there is a blue header bar with the text "Delete Crop". Below the header, the screen displays the following information:

- Year:** 2012
- State:** Mississippi
- County:** Coahoma
- Producer:** PRODUCER, ANY 1

---

Below a horizontal line, the following crop details are listed:

- Pay Crop/Type:** CORN/002
- Planting Period:** 01
- Unit:** 5
- Crop Name:** CORN
- Crop Type:** SWEET (SWT)
- Intended Use:** Fresh (FH)
- Practice:** Non-Irrig
- Share:** 100.00%

At the bottom of the screen, there is a confirmation prompt: "Confirm Deletion of selected Crop?". Below this prompt are two buttons: "Confirm" and "Cancel".

**C Actions**

CLICK “**Confirm**” to delete the production data for the selected crop. Production data for the selected crop will be deleted from the Application for Payment.

Click “Cancel” to return to the previous screen.--\*

**1710-1715 (Reserved)**



**\*--Subsection 1 Yield Based Crops**

**1716 Yield Loss Acreage Selection**

**A Overview**

The Yield Loss Acreage Screen will be displayed when a yield based crop is selected on the Crop Selection Screen. The Yield Loss Acreage Screen provides:

- total planted and prevented planted acres for the selected crop from the producer’s acreage report(s)
- the ability to:
  - override reported acres with producer provided acres
  - enter ineligible planted and prevented planted acres.

**B Example Yield Loss Acreage Screen**

Following is an example of the Yield Loss Acreage Screen.

**Yield Loss Acreage**

---

**Year:** 2012                      **State:** Mississippi                      **County:** Coahoma  
**Producer:** PRODUCER, ANY 1

---

**Unit:** 5                      **Pay Crop/Type:** CORN/002                      **Planting Period:** 01  
**Crop Name:** CORN                      **Crop Type:** SWEET (SWT)                      **Intended Use:** Fresh (FH)  
**Share:** 100.00%                      **Practice:** Non-Irrig

---

**Acreage**

	Acreage Report	Producer Provided Acres
<b>Total Planted Acres:</b>	200.00	<input style="width: 80%;" type="text"/>
<b>Total Prevented Acres:</b>	N/A	<input style="width: 80%;" type="text"/>

---

**Ineligible Planted Acres:**

**Ineligible Prevented Acres:**

---

Save & Continue
Back
NAP Main Menu

--\*

**\*--1716 Yield Loss Acreage Selection (Continued)**

**C Field Descriptions and Actions**

The following table provides the field descriptions and actions for the Yield Loss Acreage Screen.

<b>Field/Button</b>	<b>Description</b>	<b>Action</b>
Total Planted Acres – Acreage Report	Total certified planted acres for the crop from the acreage report.	
Total Planted Acres – Producer Provided Acres	Manual entry.	Not required. Enter planted acres provided by the producer, if applicable.
Total Prevented Acres – Acreage Report	Total prevented planted acres for the crop from the acreage report.	
Total Prevented Acres – Producer Provided Acres	Manual entry.	Not required. Enter prevented planted acres provided by the producer, if applicable.
Ineligible Planted Acres	Manual entry.	Not required. Enter planted acres that were reported on the acreage report that are not eligible for NAP.
Ineligible Prevented Acres	Manual entry.	Not required. Enter prevented planted acres that were reported on the acreage report that are not eligible for NAP.
Save & Continue	Appraisal or Report of Production Screen will be displayed. See paragraph 1717.	
Back	Crop Selection Screen or Application for Payment Summary Screen will be displayed. See paragraph 1706 or 1718.	
NAP Main Menu	Main Menu will be displayed. See paragraph 1523.	

--\*

**\*--1717 Appraisal or Report of Production**

**A Overview**

The Appraisal or Report of Production Screen will be displayed after data is saved on the Yield Loss Acreage Screen. Data entered on the Appraisal or Report of Production Screen is used to determine a producer's loss on yield based crops.

**B Example Appraisal or Report of Production Screen**

Following is an example of the Appraisal or Report of Production Screen.

PART D - APPRAISAL OR REPORT OF PRODUCTION				
<b>Year:</b> 2012		<b>State:</b> Mississippi		<b>County:</b> Coahoma
<b>Producer:</b> PRODUCER, ANY 1				
<b>Unit:</b> 520		<b>Pay Crop/Type:</b> ORANGES/001		<b>Planting Period:</b> 01
<b>Crop Name:</b> ORANGES		<b>Crop Type:</b> EARLY MIDSEASON (ETM)		<b>Intended Use:</b> Fresh (FH)
<b>Share:</b> 100.00%		<b>Practice:</b> Non-Irrig		

Acreage		Approved Yield(s)	
	<b>Acreage Report</b>	<b>Producer Provided Acres</b>	
Total Planted Acres:	387.50		
Total Prevented Acres:	N/A		
Ineligible Planted Acres:			
Ineligible Prevented Acres:			

Stages				
Stage	Acres	Production (BU)	Production Not to Count	COC Adjusted or Assigned
Harvested:	<input type="text"/>	<input type="text"/>	<input type="text"/>	<input type="text"/> <input type="checkbox"/> Adjusted <input type="checkbox"/> Assigned
Unharvested:	<input type="text"/>	<input type="text"/>	<input type="text"/>	<input type="text"/> <input type="checkbox"/> Adjusted <input type="checkbox"/> Assigned
Prevented:				<input type="text"/> (Assigned)
Secondary Use/Salvage Value :	Producer <input type="text"/> County Established Use/Salvage Value : <input type="text"/>			

COC Use	
Secondary Use/Salvage Value :	<input type="text"/>

Final Use: <input type="text"/>	Added Land Yield Adjustment: <input type="text"/>
---------------------------------	---

<input type="button" value="Save Crop"/>	<input type="button" value="Back"/>	<input type="button" value="NAP Main Menu"/>
--	-------------------------------------	--

--\*

\*--1717 Appraisal or Report of Production (Continued)

**C Field Descriptions and Actions**

The following table provides the field descriptions and actions for the Appraisal or Report of Production Screen.

Field/Button	Description	Action
<b>Acreage</b>		
Acreage	The acreage from the Yield Loss Acreage Screen will be displayed.	
<b>Approved Yield(s)</b>		
Use	APH yields will be displayed.  <b>Notes:</b> Applications for Payment cannot be approved if no approved yield exists.	
Yield	For multiple market crops, the APH must be for the final use.	
<b>Stages</b>		
Harvested Acres	Manual entry.	Enter the harvested acres associated with the crop, type, intended use, practice, and share.
Harvested Production	Manual entry.	Enter the harvested production supported by acceptable production records and/or appraised production from CCC-576-1.
Harvested Production Not to Count	Manual entry.	Not required. Enter harvested production not to count when acceptable records identifying this production are available.
Harvested COC Adjusted or Assigned	Manual entry/selection.	Not required.  Enter the amount of harvested assigned or adjusted production as determined by COC according to paragraph 329.  If harvested production is entered, select either: <ul style="list-style-type: none"> <li>• “Adjusted” to override the harvested production certified by the producer according to paragraph 329</li> <li>• “Assigned” to add to the harvested production certified by the producer according to paragraph 329.</li> </ul>

--\*

\*--1717 Appraisal or Report of Production (Continued)

C Field Descriptions and Actions (Continued)

Field/Button	Description	Action
Unharvested Acres	Manual entry.	Enter the unharvested acres associated with the crop, type, intended use, practice, and share.
Unharvested Production	Manual entry.	Enter the unharvested production supported by acceptable appraised production records and/or appraised production from CCC-576-1.
Unharvested Production Not to Count	Manual entry.	Not required. Enter unharvested production not to count when acceptable records identifying this appraised production are available.
Unharvested COC Adjusted or Assigned	Manual entry.	<p>Not required.</p> <p>Enter the amount of unharvested assigned or adjusted production as determined by COC according to paragraph 329.</p> <p>If unharvested production is entered, select either:</p> <ul style="list-style-type: none"> <li>• “Adjusted” to override the unharvested production certified by the producer according to paragraph 329.</li> <li>• “Assigned” to add to the unharvested production certified by the producer according to paragraph 329.</li> </ul>
Prevented Acres	<p>Displays 1 of the following from the Acreage section:</p> <ul style="list-style-type: none"> <li>• Total Prevented Acres – Acreage Report minus Ineligible Prevented Acres</li> <li>• Total Prevented Acres – Producer Provided Acres minus Ineligible Prevented Planted Acres</li> <li>• blank if both Total Prevented Acres – Acreage Report and Total Prevented Acres – Producer Provided Acres are blank.</li> </ul>	
Prevented Production	Not applicable to prevented stage.	
Prevented Production Not to Count	Not applicable to prevented stage.	

--\*

\*--1717 Appraisal or Report of Production (Continued)

C Field Descriptions and Actions (Continued)

Field/Button	Description	Action
COC Assigned	Manual entry.	Not required.  Enter the amount of prevented assigned production as determined by COC according to paragraph 329.  The amount entered will be <b>subtracted</b> from the calculated prevented net production.
<b>Salvage</b>		
Producer Secondary Use/Salvage Value	Manual entry.	Enter the dollar value of secondary use/salvage value according to subparagraph 174 C and paragraph 333.
County Established Secondary Use/Salvage Value	Manual entry.	Enter the value of secondary use according to subparagraph 174 C and/or salvage value according to paragraph 333 as determined by COC.
<b>Other</b>		
Final Use	Manual entry.	Enter the final use of harvested production according to Exhibit 41.  <b>Note:</b> Applicable to multiple market crops only. See subparagraph D for a list of multiple market crops.
Added Land Yield Adjustment	Allows for the 85 or 90 percent adjustments for increased acreage and added land.	If COC determines a yield adjustment is applicable, select the appropriate percentage adjustment. The adjusted yield will be used when calculating the producer's loss. A yield may only be adjusted if the provisions in paragraph 287 apply.
Save Crop	Entered data will be saved and Application for Payment Summary will be displayed. See paragraph 1718.	
Back	Yield Loss Acreage Screen will be displayed. See paragraph 1716.	
NAP Main Menu	Main Menu will be displayed. See paragraph 1523.	

--\*



**\*--1717 Appraisal or Report of Production (Continued)**

**D Multiple Market Crops**

The following table provides a list of multiple market crops.

<b>Crop</b>	<b>Code</b>	<b>Crop Types</b>
Apples	0054	All types
Apricots	0326	All types
Bananas	0173	All types
Cherries	0128	All types
Grapefruit	0030	All types
Lemons	0035	All types
Limes	0036	All types
Oranges	0023	All types
Peaches	0034	All types
Pears	0144	All types
Plums	0254	All types
Prunes	0086	All types
Sweet Potatoes	0156	All types
Tangelos	0024	All types
Tangerines	0048	All types

--\*

**\*--1718 Application for Payment Summary Screen**

**A Overview**

The Application for Payment Summary Screen provides the ability to:

- edit or delete previously entered production data for the crop
- add another crop to the application
- enter producer signature and date
- enter LA/FSA representative signature date
- enter COC approval/disapproval and date
- cancel the Application for Payment
- save the Application for Payment
- print CCC-576 (page 2)
- return to the Search Application for Payment Screen.--\*

\*--1718 Application for Payment Summary Screen (Continued)

B Example Application for Payment Summary Screen

Following is an example of the Application for Payment Summary Screen.

Application for Payment Summary																		
<b>Year:</b> 2012		<b>State:</b> Mississippi		<b>County:</b> Coahoma														
<b>Producer:</b> PRODUCER, ANY 1																		
<b>Unit:</b> 5	<b>Pay Crop/Type:</b> CORN/002		<b>Planting Period:</b> 01															
<b>Date of Loss</b>																		
<b>Disaster Start</b>	<b>Disaster End</b>	<b>Loss Apparent</b>																
05/02/2011	05/06/2011	05/04/2011																
<b>Crops</b>																		
Crop Name	Crop Type	Intended Use	Practice	Share														
CORN	SWEET (SWT)	Fresh (FH)	Non-Irrig	100.00%														
				<a href="#">Edit</a> <a href="#">Delete</a>														
<table border="1"> <thead> <tr> <th></th> <th>Acreage Report</th> <th>Producer Provided Acres</th> </tr> </thead> <tbody> <tr> <td>Total Planted Acres:</td> <td>200.00</td> <td></td> </tr> <tr> <td>Total Prevented Acres:</td> <td>N/A</td> <td>10.00</td> </tr> <tr> <td colspan="3">Ineligible Planted Acres:</td> </tr> <tr> <td colspan="3">Ineligible Prevented Acres:</td> </tr> </tbody> </table>			Acreage Report	Producer Provided Acres	Total Planted Acres:	200.00		Total Prevented Acres:	N/A	10.00	Ineligible Planted Acres:			Ineligible Prevented Acres:			Final Use: Fresh (FH) Yield: 30.55 Adjustment: 100%	
	Acreage Report	Producer Provided Acres																
Total Planted Acres:	200.00																	
Total Prevented Acres:	N/A	10.00																
Ineligible Planted Acres:																		
Ineligible Prevented Acres:																		
Stage	Acres	Production	Production Not to Count	COC Assigned/ Adjusted														
Harvested	125.00	2000																
Prevented	10.00																	
				Secondary Use/ Salvage Value  Producer: COC:														
<a href="#">Add Another Crop</a>																		
<b>Additional Information</b>																		
Does the producer have additional acres of CCRN/002 01 to plant or harvest? <input type="checkbox"/> Yes <input type="checkbox"/> No																		
<b>Producer Signature</b>																		
Signature Type: <input type="text"/>		Signature Date: <input type="text"/>																
<b>LA or FSA Representative Signature</b>																		
Signature Date: <input type="text"/>																		
<b>COC Determination</b>																		
<input type="checkbox"/> Approved <input type="checkbox"/> Disapproved		Date: <input type="text"/>																
<b>Cancellation</b>																		
Do you want to cancel this Application for Payment?																		
<input type="checkbox"/> Yes		Reason: <input type="text"/>																
<input type="button" value="Save &amp; Continue"/>		<input type="button" value="Save &amp; Print"/>		<input type="button" value="Cancel"/>														

--\*

\*--1718 Application for Payment Summary Screen (Continued)

C Field Descriptions/Actions

The following table provides the field descriptions and actions for the Application for Payment Summary Screen.

Field/Button	Description	Action
<b>Date of Loss</b>		
Disaster Start	Notices of loss associated with the Application for Payment. For yield based crops, Notices of Loss are automatically assigned to the Application for Payment and cannot be modified. All Notices of Loss on file for the selected unit and pay group will be assigned.	
Disaster End		
Loss Apparent		
<b>Crops</b> (All crops for which data has been entered will be displayed)		
Edit	Allows for modification of existing production data. Yield Loss Acreage Screen will be displayed. See paragraph 1716.	
Delete	Allows for deletion of existing production data. Delete Crop Screen will be displayed. See paragraph 1709.	
Add Another Crop	All crops in the pay group with acreage reported must be on the Application for Payment. Allows for loading additional crops in the pay group with reported acreage on the Application for Payment. Crop Selection Screen will be displayed. See paragraph 1706.	
<b>Additional Information</b>		
Does the Producer Have Additional Acres to Plant or Harvest?	All crops in the pay group with acreage reported must be on the Application for Payment before the producer signs.	Select "Yes" or "No".  <b>Note:</b> If "Yes" is selected, the producer signature date cannot be entered.  If "No" is selected, the producer signature date can be entered.
<b>Producer Signature</b>		
Signature Type	Manual selection of the type of signature provided by the producer.  Applicable signature types are: <ul style="list-style-type: none"><li>• paper</li><li>• or FAX.</li></ul>	Signature type shall only be selected after either of the following occurs: <ul style="list-style-type: none"><li>• producer signs and dates the Application for Payment</li><li>• FAX with the producer's signature and date has been received in the County Office.</li></ul>

--\*

\*--1718 Application for Payment Summary Screen (Continued)

C Field Descriptions/Actions (Continued)

Field/Button	Description	Action
Signature Date	Manual entry of the date the producer signed or FAXed the Application for Payment.	Enter the date the producer signed the Application for Payment.
<b>LA/FSA Representative Signature</b>		
Signature Date	Manual entry.	Enter the date the LA signed the Application for Payment.  Enter the date the FSA representative signed the Application for Payment if: <ul style="list-style-type: none"> <li>• the loss adjustor was not required to do an appraisal or verify the crop information because of production being harvested</li> <li>• loss adjustor signed CCC-576-1.</li> </ul>
<b>COC Determination</b>		
Approved/Disapproved	Manual selection.	Select whether CCC-576 (page 2) was approved or disapproved.
Determination Date	Manual entry.	Enter the date COC made their determination.
<b>Cancellation</b>		
Do you want to cancel this Application for Payment?	Manual selection.	Select the "Yes" checkbox to cancel CCC-576 (page 2).
Reason	Manual selection.	Select the reason CCC-576 (page 2) is being cancelled.
<b>Buttons</b>		
Save & Continue	Confirmation Screen will be displayed. See paragraph 1708.	
Save & Print	CCC-576 (page 2) will: <ul style="list-style-type: none"> <li>• be saved</li> <li>• be displayed in a separate window</li> <li>• will contain only data that has been entered into the system as of the date it is being printed.</li> </ul>	
Cancel	The Search Application for Payment Screen will be displayed for the selected producer. See paragraph 1701.	

--\*

1719-1725 (Reserved)



**\*--Subsection 2 Graduated Value Loss Crops****1726 Value Loss Crops (Graduated)****A Overview**

The Value Loss Crops (Graduated) Screen will be displayed when a graduated value loss crop is selected on the Crop Selection Screen. Following are value loss crops with graduated price codes:

- Ginseng (0089)

**Exception:** Ginseng for SD is a yield based crop.

- Finfish (3000)

**Exception:** TRO, HAP, LAM, MBU, and TAN are non-graduated value loss crops.

- Mollusk (3001)

- Crustacean (3002)

- Christmas Trees (7321)

- Crops with an intended use of SO

**Note:** Although crops with an intended use of SO are not graduated value loss crops, the 2012 software considers them as a graduated value loss crop so that payments will correctly calculate using the price from the NCT.

The dollar value will be calculated based on the producer's actual inventory and the graduated price codes.--\*

\*--1726 Value Loss Crops (Graduated) (Continued)

B Example Value Loss Crops (Graduated) Screen

Following is an example of the Value Loss Crops (Graduated) Screen.

PART E - VALUE LOSS CROPS (GRADUATED)

**Year:** 2012                      **State:** Mississippi                      **County:** Coahoma  
**Producer:** PRODUCER, ANY 1

---

**Unit:** 352                      **Pay Crop/Type:** CHRISTMAS TREES/001                      **Planting Period:** 01  
**Crop Name:** CHRISTMAS TREES                      **Crop Type:** AUSTRIAN PINE (AUS)                      **Intended Use:** Fresh (FH)  
**Share:** 100.00%

**Value Loss**

Graduated Price	Beginning Inventory	Ending Inventory	COC Ineligible Inventory
001	<input type="text"/>	<input type="text"/>	<input type="text"/>
002	<input type="text"/>	<input type="text"/>	<input type="text"/>
003	<input type="text"/>	<input type="text"/>	<input type="text"/>
004	<input type="text"/>	<input type="text"/>	<input type="text"/>
005	<input type="text"/>	<input type="text"/>	<input type="text"/>
006	<input type="text"/>	<input type="text"/>	<input type="text"/>
007	<input type="text"/>	<input type="text"/>	<input type="text"/>
008	<input type="text"/>	<input type="text"/>	<input type="text"/>
009	<input type="text"/>	<input type="text"/>	<input type="text"/>
010	<input type="text"/>	<input type="text"/>	<input type="text"/>
011	<input type="text"/>	<input type="text"/>	<input type="text"/>
012	<input type="text"/>	<input type="text"/>	<input type="text"/>
SED	<input type="text"/>	<input type="text"/>	<input type="text"/>

Producer

Secondary Use/Salvage Value :

**COC Use**                      County Established

Secondary Use/Salvage Value :

Save Crop
Back
NAP Main Menu

--\*



\*--1726 Value Loss Crops (Graduated) (Continued)

C Field Descriptions and Actions

The following table provides the field descriptions and actions for the Value Loss Crops (Graduated) Screen.

Field/Button	Description	Action
Graduated Price	Graduated price codes applicable to the selected crop.	
Beginning Inventory	Manual entry. The actual beginning inventory rather than the total dollar amount shall be entered. The system will calculate the value of beginning inventory based on the actual inventory that is entered.	Enter the <b>actual beginning inventory</b> of the crop applicable to each graduated price code.  <b>Example:</b> Before the disaster, any 1 Producer has 10,000 large crabs (LAR/CRB) on hand. 10,000 would be entered in the "Beginning Inventory" field for the "LAR" price code.
Ending Inventory	Manual entry. The actual ending inventory rather than the total dollar amount shall be entered. The system will calculate the value of ending inventory based on the actual inventory that is entered.	Enter the <b>actual ending inventory</b> of the crop applicable to each graduated price code.  <b>Example:</b> After the disaster, any 1 Producer has 2,245 large crabs (LAR/CRB) on hand. 2,245 would be entered in the "Ending Inventory" field for the "LAR" price code.
COC Ineligible Inventory	Manual entry. The actual ineligible inventory rather than the total dollar amount shall be entered. The system will calculate the value of ineligible inventory based on the actual ineligible inventory that is entered.	Not required. Enter the <b>actual inventory</b> of the crop applicable to each graduated price code that perished because of an ineligible cause of loss.  <b>Example:</b> Any 1 Producer lost 56 large crabs (LAR/CRB) because of a non-disaster related condition. 56 would be entered in the "COC Ineligible Inventory" field for the "LAR" price code.
Producer Secondary User/Salvage Value	Manual entry.	Enter the total dollar value received for crops sold as salvage according to paragraph 333.
County Established Secondary Use/Salvage Value	Manual entry.	Enter the total dollar value received for crops sold as salvage according to paragraph 333 as determined by COC.
Save Crop	Data will be saved and the Crop Selection Screen or Application for Payment Summary Screen will be displayed. See paragraph 1706 or 1727.	
Back	The previous screen will be displayed.	
NAP Main Menu	Main Menu will be displayed. See paragraph 1523.	

--\*

**\*--1727 Application for Payment Summary Screen**

**A Overview**

The Application for Payment Summary Screen is displayed after data is saved on the Value Loss Crops (Graduated) Screen.

The Application for Payment Summary Screen provides the ability to:

- select applicable Notice(s) of Loss
- edit existing associated Notices of Loss
- edit or delete previously entered production data for the crop
- add another crop to the application
- enter producer signature and date
- enter LA/FSA representative signature date
- enter COC approval/disapproval and date
- cancel the Application for Payment
- save the Application for Payment
- print CCC-576 (page 2)
- return to the Search Application for Payment Screen.--\*

\*--1727 Application for Payment Summary Screen (Continued)

**B Example Application for Payment Summary Screen**

Following is an example of the Application for Payment Summary Screen.

**Application for Payment Summary**

**Year:** 2012                      **State:** Mississippi                      **County:** Coahoma  
**Producer:** PRODUCER, ANY 1

---

**Unit:** 613      **Pay Crop/Type:** CRUSTACEAN/001                      **Planting Period:** 01

**Date of Loss**

Disaster Start	Disaster End	Loss Apparent
10/01/2011		10/05/2011

[Select Date of Loss](#)

**Crops**

Crop Name	Crop Type	Intended Use	Practice	Share	
CRUSTACEAN	CRAB (CRB)	Fresh (FH)	N/A	5.00%	<a href="#">Edit</a> <a href="#">Delete</a>

Grad. Price Code	Beg. Inventory/ Field Market A	End. Inventory/ Inv. After Disaster	COC Ineligible/ Inventory
LAR	10000	2500	
MED	2000	500	
SMA	6500	3200	

Secondary Use/  
Salvage Value

  
**Producer:**  
**COC:**

[Add Another Crop](#)

**Additional Information**

Does the producer have additional acres of CRUSTACEAN/001 01 to plant or harvest?       Yes    No

**Producer Signature**

Signature Type:        Signature Date:

**LA or FSA Representative Signature**

Signature Date:

**COC Determination**

Approved       Disapproved                      Date:

\* No approved Notice of Loss for the following crop(s): CRUSTACEAN CRAB

**Cancellation**

Do you want to cancel this Application for Payment?

Yes      Reason:

--\*

\*--1727 Application for Payment Summary Screen (Continued)

**C Field Descriptions/Actions**

The following table provides the field descriptions and actions for the Application for Payment Summary Screen.

Field/Button	Description	Action
<b>Date of Loss</b>		
Disaster Start	Notices of loss associated with the Application for Payment. For value loss crops, Notices of Loss must be manually selected by the user.	
Disaster End		
Loss Apparent		
Select Date of Loss	Date of Loss Selection Screen will be displayed. See paragraph 1707.	
<b>Crops</b> (All crops for which data has been entered will be displayed)		
Edit	Allows for modification of existing production data. Value Loss Crops (Graduated) Screen will be displayed. See paragraph 1726.	
Delete	Allows for deletion of existing data. Delete Crop Screen will be displayed. See paragraph 1709.	
Add Another Crop	All crops in the pay group with acreage reported must be on the Application for Payment. Allows for loading additional crops in the pay group with reported acreage on the Application for Payment. Crop Selection Screen will be displayed. See paragraph 1706.	
<b>Additional Information</b>		
Does the Producer Have Additional Acres to Plant or Harvest?	All crops in the pay group with acreage reported must be on the Application for Payment before the producer signs.	Select "Yes" or "No".  <b>Note:</b> If "Yes" is selected, the producer signature date cannot be entered.  If "No" is selected, the producer signature date can be entered.
<b>Producer Signature</b>		
Signature Type	Manual selection of the type of signature provided by the producer.  Applicable signature types are: <ul style="list-style-type: none"><li>• paper</li><li>• or FAX.</li></ul>	Signature type shall only be selected after either of the following occurs: <ul style="list-style-type: none"><li>• producer signs and dates the Application for Payment</li><li>• FAX with the producer's signature and date has been received in the County Office.</li></ul>

--\*

\*--1727 Application for Payment Summary Screen (Continued)

C Field Descriptions/Actions (Continued)

Field/Button	Description	Action
Signature Date	Manual entry of the date the producer signed or FAXed the Application for Payment.	Enter the date the producer signed the Application for Payment.
<b>LA/FSA Representative Signature</b>		
Signature Date	Manual entry.	Enter the date the LA signed the Application for Payment.  Enter the date the FSA representative signed the Application for Payment if: <ul style="list-style-type: none"> <li>• the loss adjustor was not required to do an appraisal or verify the crop information because of production being harvested</li> <li>• loss adjustor signed CCC-576-1.</li> </ul>
<b>COC Determination</b>		
Approved/Disapproved	Manual selection.	Select whether CCC-576 (page 2) was approved or disapproved.
Determination Date	Manual entry.	Enter the date COC made their determination.
<b>Cancellation</b>		
Do you want to cancel this Application for Payment?	Manual selection.	Select the "Yes" checkbox to cancel CCC-576 (page 2).
Reason	Manual selection.	Select the reason CCC-576 (page 2) is being cancelled.
<b>Buttons</b>		
Save & Continue	Confirmation Screen will be displayed. See paragraph 1708.	
Save & Print	CCC-576 (page 2) will: <ul style="list-style-type: none"> <li>• be saved</li> <li>• be displayed in a separate window</li> <li>• contain only data that has been entered into the system as of the date it is being printed.</li> </ul>	
Cancel	The Search Application for Payment Screen will be displayed for the selected producer. See paragraph 1701.	

1728-1740 (Reserved)



**\*--Subsection 3 Non-Graduated Value Loss Crops****1741 Value Loss Crops (Non-Graduated)****A Overview**

The Value Loss Crops (Non-Graduated) Screen will be displayed when a non-graduated value loss crop is selected on the Crop Selection Screen. Following are value loss crops without graduated price codes:

- Nursery (1010)
- Mushrooms (0403)
- Floriculture (7501)

**Exception:** Floriculture for SD is a yield based crop.

- Finfish with type code of TRO, HAP, LAM, MBU, and TAN (3000)

**Exception:** All other Finfish are graduated value loss crops.

- All crops with an intended use of RS and SE.

The dollar value for non-graduated value loss crops must be calculated manually and entered into the system.--\*

\*--1741 Value Loss Crops (Non-Graduated) (Continued)

B Example Value Loss Crops (Non-Graduated) Screen

Following is an example of the Value Loss Crops (Non-Graduated) Screen.

PART E - VALUE LOSS CROPS (NON-GRADUATED)		
<b>Year:</b> 2012	<b>State:</b> Mississippi	<b>County:</b> Coahoma
<b>Producer:</b> PRODUCER, ANY 1		
<b>Unit:</b> 612	<b>Pay Crop/Type:</b> NURSERY/001	<b>Planting Period:</b> 01
<b>Crop Name:</b> NURSERY	<b>Crop Type:</b> FIELD (FLD)	<b>Intended Use:</b>
<b>Share:</b> 50.00%		
<b>Value Loss</b>		
Field Market Value A (\$)	Inventory After Disaster (\$)	COC Ineligible Inventory
<input type="text"/>	<input type="text"/>	<input type="text"/>
Secondary Use/Salvage Value :		Producer <input type="text"/>
COC Use		County Established <input type="text"/>
Secondary Use/Salvage Value:		
<input type="button" value="Save Crop"/>	<input type="button" value="Back"/>	<input type="button" value="NAP Main Menu"/>

--\*



\*--1741 Value Loss Crops (Non-Graduated) (Continued)

**C Field Descriptions and Actions**

The following table provides the field descriptions and actions for the Value Loss Crops (Non-Graduated) Screen.

<b>Field/Button</b>	<b>Description</b>	<b>Action</b>
Field Market Value A (\$)	Manual entry. The actual dollar amount shall be entered.	Enter the dollar value of inventory present immediately before the disaster according to paragraph 181.
Inventory After Disaster (\$)	Manual entry. The actual dollar amount shall be entered.	Enter the dollar value of inventory remaining after the disaster.
COC Ineligible Inventory	Manual entry. The actual dollar amount shall be entered.	Not required. Enter the determined dollar value for losses stemming from ineligible causes of loss.
Producer Secondary Use/Salvage Value	Manual entry.	Not required. Enter the total dollar value received for crops sold as salvage according to paragraph 333.
County Established Secondary Use/Salvage Value	Manual entry.	Not required. Enter the total dollar value received for crops sold as salvage according to paragraph 333 as determined by COC.
Save Crop	Data will be saved and Crop Selection Screen or Application for Payment Summary Screen will be displayed. See paragraph 1706 or 1742.	
Back	The previous screen will be displayed.	
NAP Main Menu	Main Menu will be displayed. See paragraph 1523.	

--\*

**\*--1742 Application for Payment Summary Screen**

**A Overview**

The Application for Payment Summary Screen is displayed after data is saved on the Value Loss (Non-Graduated) Screen.

The Application for Payment Summary Screen provides the ability to:

- select applicable Notice(s) of Loss
- edit existing associated Notices of Loss
- edit or delete previously entered production data for the crop
- add another crop to the application
- enter producer signature and date
- enter LA/FSA representative signature date
- enter COC approval/disapproval and date
- cancel the Application for Payment
- save the Application for Payment
- print CCC-576 (page 2)
- return to the Search Application for Payment Screen.--\*

\*--17 42 Application for Payment Summary Screen (Continued)

**B Example Application for Payment Summary Screen**

Following is an example of the Application for Payment Summary Screen.

Application for Payment Summary				
<b>Year:</b> 2012		<b>State:</b> Mississippi		
<b>Producer:</b> PRODUCER, ANY 1		<b>County:</b> Coahoma		
<b>Unit:</b> 612	<b>Pay Crop/Type:</b> NURSERY/001	<b>Planting Period:</b> 01		
<b>Date of Loss</b>				
Disaster Start	Disaster End	Loss Apparent		
01/15/2011	01/21/2011	01/23/2011		
<a href="#">Select Date of Loss</a>				
<b>Crops</b>				
Crop Name	Crop Type	Intended Use	Practice	Share
NURSERY	FIELD (FLD)		N/A	50.00% <a href="#">Edit</a> <a href="#">Delete</a>
Grad. Price Code	Beg. Inventory/ Field Market A	End. Inventory/ Inv. After Disaster	COC Ineligible/ Inventory	
	2543	532	125	
				Secondary Use/ Salvage Value
				Producer: COC:
<a href="#">Add Another Crop</a>				
<b>Additional Information</b>				
Does the producer have additional acres of NURSERY/001 01 to plant or harvest? <input type="checkbox"/> Yes <input type="checkbox"/> No				
<b>Producer Signature</b>				
Signature Type: <input type="text"/>		Signature Date: <input type="text"/>		
<b>LA or FSA Representative Signature</b>				
Signature Date: <input type="text"/>				
<b>COC Determination</b>				
<input type="checkbox"/> Approved		<input type="checkbox"/> Disapproved		
		Date: <input type="text"/>		
* Cannot be approved because of Notice of Loss.				
* No approved Notice of Loss for the following crop(s): NURSERY FIELD				
<b>Cancellation</b>				
Do you want to cancel this Application for Payment?				
<input type="checkbox"/> Yes		Reason: <input type="text"/>		
Save & Continue		Save & Print		
Cancel				

--\*

\*--1742 Application for Payment Summary Screen (Continued)

**C Field Descriptions/Actions**

The following table provides the field descriptions and actions for the Application for Payment Summary Screen.

Field/Button	Description	Action
<b>Date of Loss</b>		
Disaster Start	Notices of Loss associated with the Application for Payment. For value loss crops, Notices of Loss must be manually selected by the user.	
Disaster End		
Loss Apparent		
Select Date of Loss	Date of Loss Selection Screen will be displayed. See paragraph 1707.	
<b>Crops</b> (All crops for which data has been entered will be displayed)		
Edit	Allows for modification of existing production data. Value Loss Crops (Non-Graduated) Screen will be displayed. See paragraph 1741.	
Delete	Allows for deletion of existing data. Delete Crop Screen will be displayed. See paragraph 1709.	
Add Another Crop	All crops in the pay group with acreage reported must be on the Application for Payment. Allows for loading additional crops in the pay group with reported acreage on the Application for Payment. Crop Selection Screen will be displayed. See paragraph 1706.	
<b>Additional Information</b>		
Does the Producer Have Additional Acres to Plant or Harvest?	All crops in the pay group with acreage reported must be on the Application for Payment before the producer signs.	Select "Yes" or "No".  <b>Note:</b> If "Yes" is selected, the producer signature date cannot be entered.  If "No" is selected, the producer signature date can be entered.
<b>Producer Signature</b>		
Signature Type	Manual selection of the type of signature provided by the producer.  Applicable signature types are: <ul style="list-style-type: none"><li>• paper</li><li>• FAX.</li></ul>	Signature type shall only be selected after either of the following occurs: <ul style="list-style-type: none"><li>• producer signs and dates the Application for Payment</li><li>• FAX with the producer's signature and date has been received in the County Office.</li></ul>

--\*

\*--1742 Application for Payment Summary Screen (Continued)

C Field Descriptions/Actions (Continued)

Field/Button	Description	Action
Signature Date	Manual entry of the date the producer signed or FAXed the Application for Payment.	Enter the date the producer signed the Application for Payment.
<b>LA/FSA Representative Signature</b>		
Signature Date	Manual entry.	Enter the date the LA signed the Application for Payment.  Enter the date the FSA representative signed the Application for Payment if: <ul style="list-style-type: none"> <li>• the loss adjustor was not required to do an appraisal or verify the crop information because of production being harvested</li> <li>• loss adjustor signed CCC-576-1.</li> </ul>
<b>COC Determination</b>		
Approved/Disapproved	Manual selection.	Select whether CCC-576 (page 2) was approved or disapproved.
Determination Date	Manual entry.	Enter the date COC made their determination.
<b>Cancellation</b>		
Do you want to cancel this Application for Payment?	Manual selection.	Select the "Yes" checkbox to cancel CCC-576 (page 2).
Reason	Manual selection.	Select the reason CCC-576 (page 2) is being cancelled.
<b>Buttons</b>		
Save & Continue	Confirmation Screen will be displayed. See paragraph 1708.	
Save & Print	CCC-576 (page 2) will: <ul style="list-style-type: none"> <li>• be saved</li> <li>• be displayed in a separate window</li> <li>• contain only data that has been entered into the system date it is being printed.</li> </ul>	
Cancel	Search Application for Payment Screen will be displayed for the selected producer. See paragraph 1701.	

--\*

1743-1755 (Reserved)



**\*--Subsection 4 Grazing Crops**

**1756 Grazing Loss Acreage**

**A Overview**

The Grazing Loss Acreage Screen will be displayed when a grazing crop is selected on the Crop Selection Screen.

**B Example Grazing Loss Acreage Screen**

Following is an example of the Grazing Loss Acreage Screen.

Grazing Loss Acreage		
<b>Year:</b> 2012	<b>State:</b> Mississippi	<b>County:</b> Coahoma
<b>Producer:</b> PRODUCER, ANY 1		
<b>Unit:</b> 624	<b>Pay Crop/Type:</b> BARLEY/002	<b>Planting Period:</b> 01
<b>Crop Name:</b> BARLEY	<b>Crop Type:</b> WINTER BARLEY (WTR)	<b>Intended Use:</b> Grazing (GZ)
<b>Share:</b> 40.00%	<b>Practice:</b> Non-Irrig	
<b>Acreage</b>		
	<b>Acreage Report</b>	<b>Producer Provided Acres</b>
<b>Total Planted Acres:</b>	15.90	<input type="text"/>
<hr/>		
<b>Ineligible Planted Acres:</b>	<input type="text"/>	
<input type="button" value="Save &amp; Continue"/> <input type="button" value="Back"/> <input type="button" value="NAP Main Menu"/>		

--\*

\*--1756 Grazing Loss Acreage (Continued)

**C Field Descriptions and Actions**

The following table provides the field descriptions and actions for the Grazing Loss Acreage Screen.

<b>Field/Button</b>	<b>Description</b>	<b>Action</b>
Total Planted Acres – Acreage Report	Total certified planted acres for the crop from the acreage report.	
Total Planted Acres – Producer Provided Acres	Manual entry.	Not required. Enter planted acres provided by the producer, if applicable.
Ineligible Planted Acres	Manual entry.	Not required. Enter planted acres that were reported on the acreage report that are not eligible for NAP.
Save & Continue	Grazing “AUD” Loss Calculations Screen will be displayed. See paragraph 1757.	
Back	Crop Selection Screen or Application for Payment Summary Screen will be displayed. See paragraph 1706 or 1758.	
NAP Main Menu	Main Menu will be displayed. See paragraph 1523.	

--\*



**\*--1757 Grazing "AUD" Loss Calculations**

**A Overview**

The Grazing "AUD" Loss Calculations Screen will be displayed after saving data on the Grazing Loss Acreage Screen. Data entered on the Grazing "AUD" Loss Calculations Screen is used to determine a producer's loss on grazing crops.

**B Example Grazing "AUD" Loss Calculations Screen**

Following is an example of the Grazing "AUD" Loss Calculations Screen.

**PART F - GRAZING "AUD" LOSS CALCULATIONS**

**Year:** 2012                      **State:** Mississippi                      **County:** Coahoma  
**Producer:** PRODUCER, ANY 1

---

**Unit:** 624                      **Pay Crop/Type:** BARLEY/002                      **Planting Period:** 01  
**Crop Name:** BARLEY    **Crop Type:** WINTER BARLEY (WTR)    **Intended Use:** Grazing (GZ)  
**Share:** 40.00%                      **Practice:** Non-Irrig

**Acreage**

	Acreage Report	Producer Provided Acres
Total Planted Acres:	15.90	
Ineligible Planted Acres:		

**Carrying Capacity**

Planting Period	Carrying Capacity	Grazing Period Days
<input type="radio"/> 01	4.00	120
<input type="radio"/> 21	5.00	90

COC Adjustment Factor	COC Loss Factor	COC Assigned	
			Planted Acres: <input style="width: 80px;" type="text"/>

	Acres	Name of Lessor
Private/Leased:		
Federal:		
State:		

**Grazing Loss Data**

Planting Period	Carrying Capacity	Grazing Period	COC Adjustment Factor	COC Loss Factor	COC Assigned	Action
31	6.00	180				<a href="#">Edit</a> <a href="#">Delete</a>

--\*

\*--1757 Grazing “AUD” Loss Calculations (Continued)

**C Field Descriptions and Actions**

The following table provides the field descriptions and actions for the Grazing “AUD” Loss Calculations Screen.

Field/Button	Description	Action
<b>Acreage</b>		
Acreage Report	Acreage information from the Grazing Loss Acreage Screen will be displayed.	
Producer Provided Acres		
<b>Carrying Capacity</b>		
Planting Period	Carrying capacities applicable to the crop, type, intended use, and practice from the NCT.	
Carrying Capacity		
Grazing Period Days		
COC Adjustment Factor	Manual entry.	Not required. Enter the COC AUD adjustment factor for the selected carrying capacity. See subparagraphs 195 F and G.
COC Loss Factor	Manual entry.	Enter the COC AUD loss factor for the selected carrying capacity. See subparagraph 195 I.
COC Assigned	Manual entry.	Not required. Enter the COC AUD assigned for the selected carrying capacity. See subparagraph 195 E and paragraph 329.
Planted Acres	Manual entry.	Enter the planted acres for the selected carrying capacity.
Private/Leased – Acres	Manual entry.	Enter the number of private/leased acres for the selected carrying capacity.
Private/Leased – Name of Lessor	Manual entry.	If private/leased acres were entered, enter the name of lessor of private/leased acres.
Federal – Acres	Manual entry.	Enter the number of Federal acres for the selected carrying capacity.
Federal – Name of Lessor	Manual entry.	If Federal acres were entered, enter the name of lessor of federal acres.
State – Acres	Manual entry.	Enter the number of State acres for the selected carrying capacity.
State – Name of Lessor	Manual entry.	If State acres were entered, enter the name of lessor of State acres.
Add Carrying Capacity	Adds the selected carrying capacity to the Application for Payment. The Grazing “AUD” Loss Calculations Screen will be redisplayed.	
Cancel Add	Removes all entered data.	

--\*

1757 Grazing “AUD” Loss Calculations (Continued)

C Field Descriptions and Actions (Continued)

Field/Button	Description	Action
<b>Grazing Loss Data</b>		
Planting Period	Carrying capacity data that is already entered on the Application for Payment.	
Carrying Capacity		
Grazing Period		
COC Adjustment Factor		
COC Loss Factor		
COC Assigned		
Action	<p>Allows for modification/deletion of existing carrying capacity data.</p> <p>If “Edit” is selected, the data is redisplayed in the Carrying Capacity section.</p> <p>If “Delete” is selected, the Delete Carrying Capacity Screen will be *--displayed. See paragraph 1757.5.--*</p>	
<b>Buttons</b>		
Continue	Data will be saved and the Crop Selection Screen or Application for Payment Summary Screen will be displayed. See paragraph 1706 or 1758.	
Back	The previous screen will be displayed.	
NAP Main Menu	Main Menu will be displayed. See paragraph 1523.	

**\*--1757.5 Deleting Carrying Capacity**

**A Overview**

The Delete Carrying Capacity Screen provides users the ability to confirm deleting a carrying capacity.

**B Example Delete Carrying Capacity Screen**

Following is an example of the Delete Carrying Capacity Screen.

**Delete Carrying Capacity**

<b>Year:</b> 2012	<b>State:</b> Mississippi	<b>County:</b> Coahoma
<b>Producer:</b> PRODUCER, ANY 1		

---

**Pay Crop/Type:** BARLEY/002  
**Planting Period:** 01  
**Unit:** 624  
**Carrying Capacity:** 5.00  
**Grazing Period Days:** 90  
**Share:** 40.00%  
**Intended Use:** Grazing  
**Practice:** Non-Irrig

**Confirm Deletion of this Carrying Capacity?**

**C Action**

CLICK “**Confirm**” to delete the data for the selected carrying capacity. Data for the selected carrying capacity will be deleted from the Application for Payment.--\*

**1758 Application for Payment Summary Screen**

**A Overview**

The Application for Payment Summary Screen is displayed after continuing from the Grazing “AUD” Loss Calculations Screen.

The Application for Payment Summary Screen provides the ability to:

- edit or delete previously entered production data for the crop
- add another crop to the application
- enter producer signature and date
- enter LA/FSA representative signature date
- enter COC approval/disapproval and date
- cancel the Application for Payment
- save the Application for Payment
- print CCC-576 (page 2)
- return to the Search Application for Payment Screen.

1758 Application for Payment Summary Screen (Continued)

B Example Application for Payment Summary Screen

Following is an example of the Application for Payment Summary Screen.

Application for Payment Summary			
<b>Year:</b> 2012		<b>State:</b> Mississippi	
<b>Producer:</b> PRODUCER, ANY 1		<b>County:</b> Coahoma	
<b>Unit:</b> 624	<b>Pay Crop/Type:</b> BARLEY/002	<b>Planting Period:</b> 01	
Date of Loss			
Disaster Start	Disaster End	Loss Apparent	
05/10/2011	05/12/2011	05/13/2011	
05/15/2011		05/17/2011	
Crops			
Crop Name	Crop Type	Intended Use	Practice
BARLEY	WINTER BARLEY (WTR)	Grazing (GZ)	Non-Irrig
		Share	<a href="#">Edit</a> <a href="#">Delete</a>
		40.00%	
<b>Total Planted Acres:</b>		<b>15.90</b>	<b>Producer Provided Acres</b>
<b>Ineligible Planted Acres:</b>			
Planting Period	Carrying Capacity	Grazing Days	Planted Acres
01	5.00	90	10.50
		<b>COC Adjustment Factor</b>	<b>COC Loss Factor</b>
			<b>COC Assigned</b>
<b>Private/Leased:</b>		<b>Acres</b>	<b>Name of Lessor</b>
3.50		IMA Entity	
<a href="#">Add Another Crop</a>			
Additional Information			
Does the producer have additional acres of BARLEY/002 01 to plant or harvest? <input type="checkbox"/> Yes <input type="checkbox"/> No			
Producer Signature			
Signature Type: <input type="text"/>		Signature Date: <input type="text"/>	
LA or FSA Representative Signature			
Signature Date: <input type="text"/>			
COC Determination			
<input type="checkbox"/> Approved <input type="checkbox"/> Disapproved		Date: <input type="text"/>	
Cancellation			
Do you want to cancel this Application for Payment?			
<input type="checkbox"/> Yes		Reason: <input type="text"/>	
<input type="button" value="Save &amp; Continue"/>		<input type="button" value="Save &amp; Print"/>	
<input type="button" value="Cancel"/>			

1758 Application for Payment Summary Screen (Continued)

C Field Descriptions/Actions

The following table provides the field descriptions and actions for the Application for Payment Summary Screen.

Field/Button	Description	Action
<b>Date of Loss</b>		
Disaster Start	Notice(s) of Loss associated with the Application for Payment. For grazing crops, Notices of Loss are automatically assigned to the Application for Payment and cannot be modified. All Notices of Loss on file for the unit and pay group will be assigned.	
Disaster End		
Loss Apparent		
<b>Crops</b> (All crops for which data has been entered will be displayed)		
Edit	Allows for modification of existing production data. Grazing Loss Acreage Screen will be displayed. See paragraph 1756.	
Delete	Allows for deletion of existing acreage data. Delete Crop Screen will be displayed. See paragraph 1709.	
Add Another Crop	All crops in the pay group with acreage reported must be on the Application for Payment. Allows for loading additional crops in the pay group with reported acreage on the Application for Payment. Crop Selection Screen will be displayed. See paragraph 1706.	
<b>Additional Information</b>		
Does the Producer Have Additional Acres to Plant or Harvest?	All crops in the pay group with acreage reported must be on the Application for Payment before the producer signs.	Select "Yes" or "No".  <b>Note:</b> If "Yes" is selected, the producer signature date cannot be entered.  If "No" is selected, the producer signature date can be entered.

1758 Application for Payment Summary Screen (Continued)

C Field Descriptions/Actions (Continued)

Field/Button	Description	Action
<b>Producer Signature</b>		
Signature Type	Manual selection of the type of signature provided by the producer.  Applicable signature types are: <ul style="list-style-type: none"> <li>• paper</li> <li>• FAX</li> <li>•*--independent assessment.--*</li> </ul>	Signature type shall only be selected after either of the following occurs: <ul style="list-style-type: none"> <li>• producer signs and dates the Application for Payment</li> <li>• FAX with the producer's signature and date has been received in the County Office</li> <li>•*--independent assessment was completed.--*</li> </ul>
Signature Date	Manual entry of the date the producer signed or FAXed the Application for Payment.	Enter the date the producer signed the Application for Payment.  *--Note: If an independent assessment was completed, enter the date the application is completed by the County Office.--*



1758 Application for Payment Summary Screen (Continued)

C Field Descriptions/Actions (Continued)

Field/Button	Description	Action
<b>LA/FSA Representative Signature</b>		
Signature Date	Manual entry.	<p>Enter the date the LA signed the Application for Payment.</p> <p>Enter the date the FSA representative signed the Application for Payment if:</p> <ul style="list-style-type: none"> <li>• the loss adjustor was not required to do an appraisal or verify the crop information because of production being harvested</li> <li>• loss adjustor signed CCC-576-1.</li> </ul> <p><b>*--Note:</b> If an independent assessment was completed, enter the date the application is completed by the County Office.--*</p>
<b>COC Determination</b>		
Approved/Disapproved	Manual selection.	Select whether CCC-576 (page 2) was approved or disapproved.
Determination Date	Manual entry.	Enter the date COC made their determination.
<b>Cancellation</b>		
Do you want to cancel this Application for Payment?	Manual selection.	Select the "Yes" checkbox to cancel CCC-576 (page 2).
Reason	Manual selection.	Select the reason CCC-576 (page 2) is being cancelled.

1758 Application for Payment Summary Screen (Continued)

C Field Descriptions/Actions (Continued)

Field/Button	Description	Action
<b>Buttons</b>		
Save & Continue	The Confirmation Screen will be displayed. See paragraph 1708.	
Save & Print	The CCC-576 (page 2) will: <ul style="list-style-type: none"> <li>• be saved</li> <li>• be displayed in a separate window</li> <li>• will contain only data that has been entered into the system as of the date it is being printed.</li> </ul>	
Cancel	The Search Application for Payment Screen will be displayed for the selected producer. See paragraph 1701.	

1759-1770 (Reserved)

**\*--Subsection 5 Forage Crops**

**1771 Special Forage**

**A Overview**

Forage crops have special rules if coverage was bought for a crop that was intended to be mechanically harvested but the actual use of the acreage (or portion thereof) was grazed.

The following table provides a list of forage crops.

<b>Crop</b>	<b>Crop Code</b>	<b>Crop Type</b>	<b>Intended Use</b>	<b>Pay Crop</b>	<b>Pay Type</b>
Alfalfa	0027		FG, SD	0027	001
Barley	0091	All types	FG	0091	001
Birdsfoot/Trefoil	0355		FG, SD	0102	001
Clover	0265	All types	FG, SD	0102	001
Forage Soybean/Sorghum	0125		FG	0125	001
Grass	0102	All types	FG, SD	0102	001
Kochia (Prostrata)	2002		FG, SD	2002	001
Lespedeza	0273		FG, SD	0102	001
Millett	0080	COM	FG	0080	001
		DOP			
Mixed Forage	0296	AGM	FG, SD	0296	001
		ASG			
		GMA			
Mixed Forage	0296	ICG	FG, SD	0102	001
		IGS			
		LCG			
		LEG			
		LGG			
		LGM			
		LSG			
		MSG			
		NSG			
		OTP			
		SSG			
Oats	0016	All types	FG	0016	001
Perennial Peanuts	9033		FG	9033	001
Rye	0094		FG	0094	001

\*--1771 Special Forage (Continued)

A Overview (Continued)

Crop	Crop Code	Crop Type	Intended Use	Pay Crop	Pay Type
Sorghum, Dual Purpose	0052		FG	0050	001
Sorghum, Forage	0050	CAN	FG	0050	001
		ALU			
		SUD			
		SWT			
Speltz	0131		FG	0131	001
Triticale	0158		FG	0158	001
Vetch	0435	All types	FG, SD	0102	001
Wheat	0011	All types	FG	0011	001

The Special Forage Screen will be displayed when a forage crop is selected on the Crop Selection Screen.

B Example Special Forage Screen

Following is an example of the Special Forage Screen.

Special Forage

---

**Year:** 2012                      **State:** Mississippi                      **County:** Coahoma  
**Producer:** PRODUCER, ANY 1

---

**Unit:** 624                      **Pay Crop/Type:** BARLEY/002                      **Planting Period:** 01  
**Crop Name:** BARLEY    **Crop Type:** WINTER BARLEY (WTR)    **Intended Use:** Forage (FG)  
**Share:** 20.00%                      **Practice:** Non-Irrig

**Choose which of the following applies:**

- All acres of this crop were mechanically harvested
- All acres of this crop were 100 percent grazed, AND history requirements were met for determining loss.
- Some of the acres of this crop were mechanically harvested and some grazed, AND the grazed acreage met the history requirement for determining loss.
- Some of the acres of this crop were mechanically harvested and some grazed for which the grazed acreage did not meet the history requirements for determining loss.
- All acres of this crop were 100 percent grazed, AND the history requirements were not met for determining loss.

Continue
Back
NAP Main Menu

--\*

## \*--1771 Special Forage (Continued)

## C Field Descriptions and Actions

The following table provides the field descriptions and actions for the Special Forage Screen.

Field/Button	Description
All acres of this crop were mechanically harvested	The production for this crop was either: <ul style="list-style-type: none"> <li>• 100 percent harvested based on its intended use</li> <li>• abandoned.</li> </ul>
All acres of this crop were 100 percent grazed, AND history requirements were met for determining loss	One hundred percent of the acreage was grazed instead of being mechanically harvested as intended, and the history requirements for determining the loss based on the intended method of mechanical harvest were met according to subparagraph 194 E or 194.5 E.
Some of the acres of this crop were mechanically harvested and some grazed, AND the grazed acreage met the history requirement for determining loss	Some of the acreage was grazed for which the history requirements were met for determining the loss based on the intended method of mechanical harvest according to paragraph 194 E or 194.5 E, and some of the acreage was mechanically harvested as intended.
Some of the acres of this crop were mechanically harvested and some grazed for which the grazed acreage did not meet the history requirements for determining loss	Some of the acreage was 100 percent grazed for which the history requirements were <b>not</b> met for determining the loss based on the intended method of mechanical harvest according to subparagraph 194 E or 194.5 E, and some of the acreage was mechanically harvested as intended.
All acres of this crop were 100 percent grazed, AND the history requirements were not met for determining loss	One hundred percent of the acreage was grazed instead of being mechanically harvested as intended, and the history requirements for determining the loss based on the intended method of mechanical harvest were <b>not</b> met according to subparagraph 194 E or 194.5 E.
Continue	See subparagraph D for additional information.
Back	Crop Selection Screen or Application for Payment Summary Screen will be displayed. See paragraph 1706, 1718, or 1758.
NAP Main Menu	Main Menu will be displayed. See paragraph 1523.

--\*

\*--1771 Special Forage (Continued)

**D Action**

The following table describes the results after 1 of the options is selected and “Continue” is clicked.

<b>IF user selects...</b>	<b>THEN...</b>
all acres of this crop were mechanically harvested	the Yield Loss Acreage Screen will be displayed. Load data according to Subsection 1.
All acres of this crop were 100 percent grazed, AND history requirements were met for determining loss	
some of the acres of this crop were mechanically harvested and some grazed, AND the grazed acreage met the history requirement for determining loss	
some of the acres of this crop were mechanically harvested and some grazed for which the grazed acreage did not meet the history requirements for determining loss	the Yield Loss Acreage Screen will be displayed. Load data according to Subsection 1. PRESS “Save Crop” after data is loaded. Grazing “AUD” Loss Calculations Screen will be displayed. Load data according to Subsection 4.
All acres of this crop were 100 percent grazed, AND the history requirements were not met for determining loss	the Grazing Loss Acreage Screen will be displayed. Load data according to Subsection 4.

--\*

**1772-1780 (Reserved)**

**\*--Subsection 6 Application for Payment Reports**

**1781 Reports**

**A Overview**

Several standard reports are available to use as tools within the Application for Payment system. To access reports, CLICK “Reports” from the Main Menu.

**B Example Reports Screen**

Following is an example of the Reports Screen.

The screenshot shows a web interface titled "Reports". At the top, there are three filter fields: "Year: 2012", "State: Mississippi", and "County: Coahoma". Below these filters is a list of report types, each preceded by a radio button:

- COC Approved Report
- COC Disapproved Report
- Producer Signed But Not LA or FSA Representative Signed
- Not Producer Signed Report
- LA or FSA Representative Signed But Not COC Signed
- Canceled Report
- Notices of Loss with No Application Report
- Ineligible for Approval Report
- County Summary Report

Below the list are two date selection fields: "Start Date:" and "End Date:", each with a text input box and a calendar icon. At the bottom of the screen are two buttons: "Create Report" and "NAP Main Menu".

--\*

\*--1781 Reports (Continued)

C Field Descriptions and Actions

The following table provides the field descriptions and actions for the Reports Screen.

Report/Field/Button	Action	Result
COC Approved Report	Manual selection.	Report will be displayed identifying Applications for Payment that have been approved by COC.
COC Disapproved Report	Manual selection.	Report will be displayed identifying Applications for Payment that have been disapproved by COC.
Producer Signed But Not LA or FSA Representative Signed	Manual selection.	Report will be displayed identifying Applications for Payment that have been signed by the producer but have not been signed by the LA or FSA representative.
Not Producer Signed	Manual selection.	Report will be displayed identifying Applications for Payment that have been entered but have not been signed by the producer.
LA or FSA Representative Signed But Not COC Signed	Manual selection.	Report will be displayed identifying Applications for Payment that have been signed by the by the LA or FSA representative but have not been approved/disapproved by COC.
Canceled Report	Manual selection.	Report will be displayed identifying Applications for Payment that have been cancelled.
Notices of Loss with No Application Report	Manual selection.	Report will be displayed identifying Notices of Loss that do not have an associated Application for Payment.
Ineligible for Approval Report	Manual selection.	Report will be displayed identifying Applications for Payment that are not eligible for approval.
County Summary Report	Manual selection.	Report will be displayed with a summary, by pay group, of the status of all Applications for Payment in the county.
Start Date	Manual entry.	Enter a start date to limit data displayed on any of the reports. <b>Note:</b> Start date is not required.
End Date	Manual entry.	Enter an end date to limit data displayed on any of the reports. <b>Note:</b> End date is not required.
Create Report	The selected report will be displayed.	
NAP Main Menu	Main Menu will be displayed. See paragraph 1523.	

--\*



## Reports, Forms, Abbreviations, and Delegations of Authority

### Reports

None

### Forms

This table lists all forms referenced in this handbook.

Number	Title	Display Reference	Reference
AD-1026	Highly Erodible Land Conservation (HELIC) and Wetland Conservation (WC) Certification (Assembled as a component with AD-1026 Appendix)		8, 882, 1110, 1276, 1311, 1367, 1389, 1432
CCC-36	Assignment of Payment		1311
CCC-37	Joint Payment Authorization		1311
CCC-184 <u>1/</u>	CCC Check		1279, 1323, 1350, 1351, 1366, 1425
CCC-257	Schedule of Deposit		23, 24, 885, 888, 890, 1315, 1462, 1463
CCC-441 Income <u>1/</u>	Noninsured Crop Disaster Assistance Program Certification of Income Eligibility	33	
CCC-448	NAP Payment Calculation Worksheet (Loss of Expected Production)		1315
CCC-448A	NAP Payment Calculation Worksheet (Prevented Planting)		1315
CCC-448B	Ornamental Nursery Loss Adjustment and Payment Calculation Worksheet		1315
CCC-448C	Christmas Tree Loss Adjustment and Payment Calculation Worksheet		1315
CCC-448D	Aquaculture Crop Loss Adjustment and Payment Calculation Worksheet		1315
CCC-448E	NAP Loss Adjustment and Payment Calculation Worksheet (Category 1 Forage)		195, 1315

1/ These forms are obsolete.

## Reports, Forms, Abbreviations, and Delegations of Authority (Continued)

## Forms (Continued)

Number	Title	Display Reference	Reference
CCC-452	NAP Production and Yield Report	838	Text
CCC-452 Manual	NAP Actual Production History and Approved Yield Record	Ex. 25	254
CCC-456	NAP Crop Data Information	Ex. 17	106-108, 110, 170
CCC-471	Non-Insured Crop Disaster Assistance Program (NAP) Application for Coverage (2010 and Subsequent Years)	23	Text, Ex. 2, 7, 7.1, 7.5-7.7, 8
CCC-502	Farm Operating Plan for Payment Eligibility Review		8
CCC-576	Notice of Loss and Application for Payment Noninsured Crop Disaster Assistance Program	Ex. 42, 43	Text, Ex. 2, 41
CCC-576-1	Appraisal/Production Report Noninsured Crop Disaster Assistance Program	Ex. 42	Text, Ex. 41
CCC-576A	2001 Noninsured Crop Disaster Assistance Program Payment Calculation Worksheet	1280	Text
	2002 and Future Years Noninsured Crop Disaster Assistance Program Manual Payment Calculation Worksheet (Yield Based Crops)	1283	
CCC-576A-1	Noninsured Crop Disaster Assistance Program Payment Calculation Worksheet for Multiple Crop Types With Prevented Planted Acres	1283.5	1278, 1279, 1283

## Reports, Forms, Abbreviations, and Delegations of Authority (Continued)

## Forms (Continued)

Number	Title	Display Reference	Reference
CCC-576B	2001 Noninsured Crop Disaster Assistance Program Payment Calculation Worksheet (Value Loss Crops)	1281	Text
	2002 and Future Years Noninsured Crop Disaster Assistance Program Manual Payment Calculation Worksheet (Value Loss Crops)	1284	
CCC-576C	2001 Noninsured Crop Disaster Assistance Program Payment Calculation Worksheet (Grazing Crops)	1282	1276, 1279, 1283, 1314, 1315, 1413
CCC-576E	NAP Estimated Calculated Payment Report		881, 1016, 1315, 1400, 1413, 1414
CCC-577	Transfer of NAP Coverage	Ex. 9	24.5, 1461, 1463
CCC-579	NAP Approved Yield Compliance Worksheet	600	
CCC-770 Eligibility <u>1/</u>	Eligibility Checklist		1311
CCC-770 NAP	Noninsured Crop Disaster Assistance Program Payment Checklist	11	
CCC-902	Farm Operating Plan		29
CCC-926 <u>1/</u>	Livestock Indemnity Program Third Party Certification		1311
FSA-13A	Data Security Access Authorization Form		771
FSA-325	Application for Payments of Amounts Due Persons Who Have Died, Disappeared, or Have Been Declared Incompetent		1276
FSA-570	Waiver of Eligibility for Emergency Assistance		32
FSA-578	Report of Acreage		Text, Ex. 42-44
FSA-1001 <u>1/</u>	Notice of Peanut Poundage Quota		Ex. 18

1/ These forms are obsolete.

Reports, Forms, Abbreviations, and Redelegations of Authority (Continued)

Abbreviations Not Listed in 1-CM

The following abbreviations are not listed in 1-CM.

Approved Abbreviation	Term	Reference
AUD	animal-unit-day	Text, Ex. 2, 22, 43, 44
AUM	animal-unit-month	195, Ex. 21, 22
BHI	Bahai grass	193, 195
CARS	Crop Acreage Reporting System	1572, 1667, Ex. 21, 22
CDPS	Common Disaster Provisions Section, DAB, PECD	24.5
CIH	Crop Insurance Handbook	1, 426
CPB	Common Provisions Branch, PECD	1315
CVS	Compliance Validation System	751.5
DAB	Disaster Assistance Branch, PECD	10, 24.5, 170, 189, 1467
E-FC	electronic fund control	1277
ECPR	Estimated Calculated Payment Report	1483
FTA	fescue, tall	194.5, 195
MPCI	Multiple Peril Crop Insurance	426
NAMP	national average market price	777, 779
NAPB	Noninsured Assistance Program Branch, PECD	Ex. 17
NTS	no type specified	193
PP	prevented planted	1110
PRD	production reporting date	Text, Ex. 2
PRF	pasture, rangeland, and forage	197
RI-PRF	Rainfall Index - Pasture, Rangeland, Forage	197
SUD	Sudan	1283.5
SWI	Switch	1283.5
T-yield	transitional yield	107, 152, Part 5, 322, 323, 327, 600, Ex. 2, 17
VI-PRF	Vegetative Index - Pasture, Rangeland, Forage	197

Redelegations of Authority

This table lists the redelegations of authority in this handbook.

Redelegation	Reference
In routine cases, COC may redelegate, in writing, to CED the authority to act on, or sign, as applicable, CCC-576, Parts C and H.	401
The redelegation must define what COC considers routine.	
COC may redelegate, in writing, to CED and program technicians, the authority to complete and sign automated CCC-452's and CCC-452 Manuals.	838, Ex. 25

## Definitions of Terms Used in This Handbook

### Abandoned

Abandoned means discontinued caring for a crop, provided care so insignificant as to provide no benefit to the crop, or failed to harvest in a timely manner.

### \*--Acreage Variance

Acreage variance is the number of acres that the reported acreage may differ from the--\* determined acreage without either of the following:

- the total loss of benefits
- the overall accuracy of the acreage report being questioned.

\*--**Rule:** Acreage variance is the larger of 1 acre or 5 percent of the reported acreage, not to--\* exceed 50 acres.

### Actual Production

Actual production is the total of the eligible crop unit's:

- harvested production
- appraised production, if not accounted for in harvested production.

### Actual Production History (APH)

APH is the actual production history of the crop for the unit used to determine the approved yield for NAP purposes according to paragraph 251.

### Actual Yield

Actual yield is the total amount of harvested and appraised production on a per acre or other basis, as applicable.

### Added Land

Added land is land on which the producer has not been farming for a share of the crop's production on a unit for more than 2 crop years.

### Added Practice, Type, Intended Use, or Planting Period

An added practice, type, intended use, or planting period is a practice, type, intended use, or planting period of a crop that requires a separate approved yield. If the new practice, type, intended use, or planting period of a crop does not require a separate approved yield, the production from the new practice, type intended use, or planting period of the crop will be included in the current APH database for the crop.

**Definitions of Terms Used in This Handbook (Continued)**

**Administrative County**

Administrative county is the county or counties for which the administrative FSA office is designated to make determinations, handle official records, and issue payments for the producer.

**Alfalfa**

Alfalfa means a stand of either:

- pure alfalfa
- a mixture of alfalfa and grasses, legumes, or other forage in which 60 percent or more of the plant population is alfalfa.

**Alfalfa Mixture**

Alfalfa mixture is alfalfa and grasses, legumes, or other forages in which **less** than 60 percent of the plant population is alfalfa.

**Animal Unit (AU)**

AU is a standard expression of livestock based on a daily net energy maintenance requirement equal to 13.6 Mcal.

**Animal-Unit-Day (AUD)**

AUD is an expression of an expected or actual stocking rate.

## Definitions of Terms Used in This Handbook (Continued)

### Application Closing Date

Application closing date is the last date, as determined by CCC, producers can submit CCC-471 for noninsured crops for the specified crop year.

### Appraised Production

Appraised production is production determined by FSA, RMA, FCIC, company reinsured by FCIC, or other appraiser acceptable to CCC, that was unharvested but \* \* \* reflected the crop's yield potential at the time of appraisal. For the purpose of APH, appraised production specifically excludes production lost because of ineligible disaster conditions.

### Approved (for CCC-576)

Approved means all requisite forms and information have been submitted according to procedure **and crop approval exists for the crop, unit, and disaster which is the basis of the application.** COC representative shall check the approved box, sign, and date.

### Approved Yield

Approved yield means the APH-calculated yield approved by CCC for making NAP payments. The yield represents a unit's expected production on a per acre or other basis, as applicable, according to paragraph 254.

### Aquaculture Facility

An eligible aquaculture facility is a commercial operation conducted:

- on private property
- in water in a controlled environment
- according to paragraph 182.

### Aquacultural Species

Aquacultural species means any species of aquatic organism grown as food for human consumption, or fish raised as feed for fish that are consumed by humans, or ornamental fish propagated and reared in an aquatic medium by a commercial operator on private property in water in a controlled environment according to paragraph 182.

Eligible aquacultural species must be:

- seeded in the aquacultural facility
- planted or seeded in containers, wire baskets, net pens, or similar devices designed for the protection and containment of the seeded aquacultural species.





## Definitions of Terms Used in This Handbook (Continued)

### Assigned Production

Assigned production is the loss of production not related to natural disaster. Assignments of production are required when there is CCC-576 for an eligible crop and any of the following apply:

- it is determined that the crop's loss is because of an ineligible disaster condition or circumstances other than natural disaster and this ineligible cause of loss has not been otherwise accounted for
- unit acreage was destroyed without consent (paragraph 155)

**Note:** In this case, the amount of assignment for this acreage shall be equal to the guarantee.

- the producer has a contract to receive a guaranteed payment for all or a portion of the crop, as opposed to or regardless of delivery
- the producer plants the crop after the \* \* \* final planting date

**Note:** See:

- paragraph 25.5 for calculating assigned production
- Part 2 for eligible and ineligible causes of loss
- paragraph 332 for converting the guarantee to assigned production.
- irrigation equipment is not capable of supplying adequate water to sustain the expected production of a normal irrigated crop

**Example:** The county expected yield established in the county is based on pivot irrigation. However, a producer has a different type of irrigation method called drip irrigation. Given the different type of irrigation equipment used by the 1 producer, an assigned yield shall be determined if drip irrigation would not be considered representative of the irrigated yield established.

- for annual or perennial crops, the irrigation practice is not used
- for annual crops, the supply of available water at the beginning of the crop year is not adequate
- for perennial crops, the supply of available water at the beginning of the crop year is not adequate because of a circumstance not related to a natural disaster.

**Definitions of Terms Used in This Handbook (Continued)****Assigned Yield**

Assigned yield means a one-time yield assigned for a crop year in the base period according to paragraph 257 for which the producer does not file an acceptable production report by PRD.

**AUD Value**

AUD value is the dollar value of a daily energy requirement equivalent of 15.7 pounds of corn determined on the basis of the 5-year national average price per pound of corn.

**Average Market Price**

Average market price is the price or dollar equivalent per bushel, ton, etc., for an eligible crop, established by DAFP. Average market price is:

- used to calculate NAP payments
- on a harvested basis without the inclusion of transportation, storage, processing, packing, marketing, or other post-harvest expenses
- based, in part, on historical data.

**Brownout**

Brownout is a reduction in electric power that affects the unit.

**Bypass Year**

Bypass year is an APH data base entry of “B” in the yield type field indicating that the producer did not pay the service fee, and no report of acreage planted was filed.

**Carrying Capacity**

Carrying capacity consists of a stocking rate and the number of days grazing can normally be sustained without detrimental effects on the land resource.

**Definitions of Terms Used in This Handbook (Continued)**

---

**CAT Coverage**      CAT coverage means a catastrophic risk protection plan of insurance offered by FCIC.

---

**Catastrophic Coverage**      Catastrophic coverage means a CAT level of crop insurance available according to section 508(b) of the Federal Crop Insurance Act.

---

**Catastrophic Loss**      Catastrophic loss means, as the result of an eligible cause of loss and as determined by CCC:

- prevented planting of greater than 35 percent of the intended crop acreage
- the yield loss of greater than 50 percent of the approved yield
- value loss of greater than 50 percent of the pre-disaster value
- AUD loss of greater than 50 percent of the expected AUD.

The quantity will not be reduced for any quality consideration unless a zero value is established.

---

Continued on the next page



**Definitions of Terms Used in This Handbook (Continued)****CCC**

CCC is a wholly owned Government corporation within USDA.

**Certified Employee**

A certified employee means employee has successfully completed Phase I training.

**\*--Considered Planted for 2009 and Future Years**

For determining late planting for 2009 and future years, crops will be considered planted at the time the seed comes into contact with the soil upon which growth can begin.--\*

**Controlled Environment**

A controlled environment is, with respect to those crops for which a controlled environment is expected to be provided, including but not limited to ornamental nursery, aquaculture (including ornamental fish), and floriculture, an environment in which everything that can practicably be controlled with structures, facilities, growing media (including but not limited to water, soil, or nutrients) by the producer, is in fact controlled by the producer, as determined by industry standards.

**County-Expected Yield**

The county-expected yield is the eligible crop yield for the administrative county, established by STC and approved by DAFP.

The county-expected yield should reflect the average production potential of the crop in the county by practice and intended use.

**Coverage Period**

The coverage period is the time during which coverage is available against loss of production of the eligible crop as a result of natural disaster.

**Crop Year**

The crop year is the period of time within which the crop is normally grown and designated by the calendar year in which the crop is normally harvested.

For crops:

- harvested over 2 calendar years, the crop year is the calendar year in which the majority of the crop would have been harvested
- grown over more than 2 calendar years, each year in the growing period will be considered as a separate crop year designated by the calendar year in which the crop sustained a loss
- for which CAT coverage is available, the crop year will be as defined by such coverage.

**Definitions of Terms Used in This Handbook (Continued)****Disapproved (for CCC-576)**

Disapproved means the application cannot be approved because all required forms or information have not been furnished as required, or the application was not timely filed. COC representative shall check the disapproved box, sign and, date.

**Disaster Yield**

Disaster yield is the unit's total amount of harvested, appraised, and assigned production (net production) on a per acre or other basis, as applicable.

**Eligible Crops**

Eligible crops are any commercial agricultural crop (excluding livestock and their by-products), commodity, or acreage of a commodity grown for food or fiber for which CAT is not available.

**Eligible Producer**

An eligible producer is a person identified in paragraph 29.

**Expected Production**

Unit's expected production for a crop is equal to the smaller of the unit's reported or determined acreage multiplied by the eligible crop unit's approved yield.

**Feedstuff**

Feedstuff is any product, of natural or artificial origin, that has nutritional value in the ration when properly prepared.

**Fiber**

Fiber is a slender and greatly elongated natural plant filament, such as cotton, flax, etc., used in manufacturing.

**Final Planting Date**

\*--The final planting date is the last date upon which a normal yield can reasonably be expected. See 2-CP, subparagraph 16 A for establishing the final planting date for insurable crops.--\*

**Floriculture**

Floriculture means cut flowers or similar products of annual and perennial flowering plants grown under glass, fiberglass, and other rigid plastics, film plastic, shade cloth, natural shade, other shade, and outdoors in a container or controlled environment for commercial sale.

**Food**

Food is a material consisting essentially of protein, carbohydrates, and fat used in the body to sustain growth, repair, and vital processes including the crops used for the preparation of food.

## Definitions of Terms Used in This Handbook (Continued)

### Forage Eligible for NAP Coverage

Forage eligible for NAP coverage is:

- alfalfa consisting of a pure stand or mixture of alfalfa/grass, alfalfa/other legumes, etc. in which 60 percent or more of the plant population is alfalfa
- alfalfa mixture consisting of alfalfa/grass, alfalfa/other legumes, etc. in which less than 60 percent of the plant population is alfalfa
- other hay consisting of a stand of grass, legumes, mixes, etc. in which no alfalfa plants exist
- small grain forages, such as wheat, barley, oats, triticale, or rye
- sorghum forage
- forage soybean/sorghum
- perennial peanuts.

### Fully Certified Employee

A fully certified employee means an FSA employee has successfully completed Phases I and II of LA or has had Phase I and substantial field appraisal and inspection experience to substitute for Phase II, and is knowledgeable in FCIC-approved appraisal and inspection methods.

### Ginseng

The crop definition for ginseng includes both mature root, immature rootlet intended for transplant, and seed; therefore, the loss for ginseng must include the value loss for seed, mature root, and rootlet in determining more than a 50 percent loss.

### Good Farming Practices

Good farming practices are the cultural practices generally used for the crop to make normal progress toward maturity and produce at least the individual unit approved yield. The practices are normally those recognized by CSREES as compatible with agronomic and weather conditions.

### \*--Grazing

Grazing is the consumption of forage by livestock. It is possible to estimate the amount of forage available for consumption and therefore provide coverage for losses of the potential forage for grazing.--\*

## Definitions of Terms Used in This Handbook (Continued)

### Harvested

A harvest crop is considered harvested when the crop is, by hand or mechanically, or by grazing of livestock, removed from the acreage.

A multiple harvest crop is considered harvested when at least 1 mature crop is, by hand or mechanically, removed from the acreage.

Crop acreage is considered harvested once crop production is taken off the crop acreage and placed in a truck or other conveyance.

**Exception:** Crops not normally placed in a truck or other conveyance and taken off the crop acreage, such as hay, are considered harvested when in bale, whether removed from the field or not.

### Harvested Production

Harvested production includes all production of the eligible crop from the unit that can be supported by an acceptable record, including, but not limited to, production:

- gathered by hand
- grazed by livestock
- mechanically harvested.

### Increased Acreage

Increased acreage is based on a comparison of the historical average acreage of the crop compared to the current year acreage.

### Industrial Crop

Industrial crop is a commercial crop, or other agricultural commodity used in manufacturing. Industrial crops include castor beans, chia, crambe, crotalaria, cuphea, guar, guayule, hesperaloe, kenaf, lesquerella, meadowfoam, milkweed, plantago, ovato, sesame, and other crops specifically designated by DAFP.

### Intended Use

Intended use means for what end use the crop/commodity is being grown and produced.

### Livestock Feed Producer

Only for the purpose of determining approved yield, livestock feed producer means an individual or entity who conducts a commercial livestock enterprise, such as dairy, beef, or poultry, who receives more than 50 percent of net farm income from these operations.

### Loss of Production

Loss of production is the unit's expected production minus net production.



**Definitions of Terms Used in This Handbook (Continued)****\*--Mature Turfgrass Sod**

Mature turfgrass sod is that which is available for market.--\*

**Misrepresentation, Scheme, or Device**

Misrepresentation, scheme, or device includes, but is not limited to:

- concealing any information having a bearing on the application of any of the rules governing NAP
- submitting false information to a CCC representative, including, but not limited to, COC, STC, or authorized agent or employee thereof
- creating fictitious entities for the purpose of concealing the interest of a person in a farming operation.

**Multiple-Harvested Crop**

A multiple-harvested crop is a crop that is harvested more than once during the same crop year from the same plant.

**Example:** Alfalfa hay is cut several times during the crop year. The total amount of alfalfa hay harvested from all cuttings must be summarized for the acreage.

**Multiple-Planted Crop**

A multiple-planted crop is a crop planted or prevented from being planted in more than 1 approved planting period in a crop year on different acreage.

**Native Forage**

Native forage is grass or other vegetation (forage) not meeting the definition of seeded forage.

**Natural Disaster**

A natural disaster is that which is identified in subparagraph 21 A.

**Net Production**

Net production is the **production to count** and applies when CCC-576 has been filed for the eligible crop. It includes all of the following types of unit production:

- harvested
- appraised
- assigned.

**Definitions of Terms Used in This Handbook (Continued)****New Producer**

A new producer is a producer who has not been engaged in farming for a share of the production of the crop for more than 2 crop years.

**\*--Propagation Stock Nonornamental Nursery**

Propagation Stock Nonornamental Nursery includes nondecorative plants grown in a container or controlled environment for commercial sale as seed stock or propagation stock to commercial operatives.--\*

**Normal Harvest Date**

Normal harvest date is the date harvest of the crop is normally completed in the administrative county.

**Olympic Average**

An Olympic average is calculated by:

- obtaining the yields of the crop for the 5 consecutive crop years immediately preceding the previous crop year
- dropping crop years with the highest and lowest yields
- averaging the yields for the remaining 3 crop years.

**Operator**

An operator is an individual, entity, or joint operation that is in general control of the farming operation on the farm during the crop year.

**Ornamental Fish**

An ornamental fish is a decorative fish produced in a commercial fishery for sale.

**Ornamental Nursery Crop**

Ornamental nursery crop includes decorative plants grown in a container or controlled environment for commercial sale.

**Other Hay**

Other hay is a stand consisting of grasses, legumes, and/or other forages in which **little or no** alfalfa plants exist, including small grain forage, sorghum forage, soybean forage, and perennial peanut forage.

**Definitions of Terms Used in This Handbook (Continued)**

**Perennial Peanut Forage**

Perennial peanut forage is a stand of perennial peanuts \* \* \* intended for forage for animal consumption.

\* \* \*

**Prevented Planting**

Prevented planting is the inability to plant the intended crop acreage with proper equipment during the established planting period for the crop type.



**Definitions of Terms Used in This Handbook (Continued)****Producer**

A producer is an owner, landlord, tenant, or sharecropper who:

- shares in the risk of producing the crop
- is entitled to share in the crop available for marketing from the farm or would have shared had the crop been produced.

**Production Report**

A production report is a written record showing the commodity's annual production and used to determine the producer's yield for NAP purposes. See paragraph 323.

**\*--Production Variance**

Production Variance for NAP production is 5 percent difference between the reported and--\* determined production.

**Qualifying Gross Revenues**

Qualifying gross revenues mean, with respect to a "person" who receives:

- more than 50 percent of this "person's" gross income from farming, ranching, and forestry operations, the annual gross income for the taxable year from these operations
- 50 percent or less of this "person's" gross income from farming, ranching, or forestry operations, the "person's" total gross income for the taxable year from all sources.

**Note:** See paragraph 33.

**Repeat Crop**

A repeat crop is a subsequent planting of a commodity planted on the same acreage as the previous planting of the same commodity in the same crop year.

**Replacement Yield**

A replacement yield is a yield equal to 65 percent of the T-yield that may replace an actual or appraised yield any year in the base period when the actual or appraised yield is less than 65 percent of the T-yield because of a natural disaster.

**Salvage Value**

Salvage value is the dollar amount or equivalent received by or available to the producer for the quantity of the commodity that cannot be marketed or sold in any market for which a price or yield is established by CCC. The loss of quality resulting in a commodity becoming salvage must be because of natural disaster.

**Definitions of Terms Used in This Handbook (Continued)****Seed Crop**

Seed crop is propagation stock commercially produced for sale as seed stock for eligible crops.

**Seeded Forage**

Seeded forage is acreage that is mechanically seeded with grasses or other vegetation at regular intervals, at least every 7 years, according to good farming practices.

**Share**

Share is the producer's percentage interest in the eligible crop as an owner, operator, or tenant at the time of planting or beginning of the crop year.

For determining eligibility for NAP payments, the producer's share will not exceed the producer's share at the earlier of the time of loss or the beginning of harvest.

Acreage or interest attributed to a spouse, child, or member of the same household may be considered part of the producer's share, unless such individual is considered a separate person according to 1-PL.

**Small Grain Forage**

\*--Small grain forage is a stand of pure wheat, barley, oats, triticale, or rye intended for forage for animal consumption.

**Sorghum Forage**

Sorghum forage is a stand of sorghum intended for forage for animal consumption.

**Soybean Forage**

Soybean forage is a stand of soybeans intended for forage for animal consumption.--\*

**Substitute Yield**

A substitute yield is for those producers who previously participated in NAP before the Agricultural Risk Protection Act, 2000 and reported acreage but no production, the producer may choose to substitute an assigned or zero credited yield with 65 percent of the T-yield 1 time for all assigned or zero credited yields in the APH data base for 2000 and prior years.

**Definitions of Terms Used in This Handbook (Continued)****Type or Variety of a Crop**

A type or variety of a crop is a scientifically recognized subspecies of a crop or commodity having a particular characteristic or set of characteristics.

**T-Yield**

T-yield is an estimated yield equal to the county-expected yield used to calculate individual producer-approved yields when less than 4 consecutive years of production records are available according to paragraph 260.

**Unit**

Unit is all acreage of the eligible crop, in the administrative county, for the crop year, under either of the following criteria:

- the person has 100 percent crop share
- acreage is owned by 1 person and operated by another person on a share basis.

**Value Loss Crop**

Value loss crop means ornamental nursery, Christmas trees, aquaculture, or other crops determined by DAFP that because of their unique nature do not lend themselves to yield calculations or expected yield loss situations. Eligibility for a crop categorized or value loss shall be determined based on a loss of value at the time of the disaster, as determined by DAFP.

**\*--Vog**

Vog means a form of air pollution that results when sulfur dioxide and other gases and particles emitted by an erupting volcano react with oxygen and moisture to form an aerosol. The aerosol scatters light and makes the vog visible. Vog contains chemicals that can damage the environment, health of plants, humans, and other animals.--\*

**Definitions of Terms Used in This Handbook (Continued)****Zero Acres Planted**

Zero acres planted is an APH data base entry of “Z” in the yield type field indicating an acreage report of zero acres planted, including prevented planted acres.

**Zero Credited Yield**

A zero credited yield is an APH data base entry of “0” in the yield type field indicating that:

- no production report was filed although an acreage report was filed for the applicable crop year
- an assigned yield already appears in the APH base period.



## Menu and Screen Index

The following menus and screens are displayed in this handbook.

Menu or Screen	Title	Reference
	Add Record - County Selection Page	777
	Add Record - Primary Crop Data Page	777
	Add Record - Record Detail Page	777
	Add Record - Results Page	777
	Add Record - Secondary Crop Data Page	777
	Add Record - Summary Page	777
	Application for Payment Summary Screen	1712, 1727, 1742, 1758
	Appraisal or Report of Production Screen	1711
	Approve Record - Confirmation Screen	776, 777
	Approve Record - Results Page	776, 777
	Approved Yield Data Screen	1667, 1672
	Approved Yield Screen	1668, 1671
	Confirmation Screen	1622, 1634, 1673, 1708
	Create Notice of Loss	1621, 1633
	Crop Selection Screen	1619, 1632, 1666, 1706
	Create Unit Screen	1570, 1571, 1573, 1574, 1576
	Date of Loss Selection Screen	1707
	Delete Carrying Capacity Screen	1757.5
	Delete Crop Screen	1709
	Delete Record - Confirmation Screen	778
	Delete Record - Results Page	778
	Enter Cause of Loss	1618, 1631
	FSA Applications Screen	771
	Grazing "AUD" Loss Calculation Screen	1757
	Grazing Loss Acreage Screen	1756
	Main Menu	1523
	Mass Approve Records - Confirmation Screen	777
	Mass Approve Records - Results Page	777
	Mass Approve Records - Search Page	777
	Mass Reset Records - Confirmation Screen	778
	Mass Reset Records - Results Page	778
	Mass Reset Records - Search Page	778
	Mass Update Records - Confirmation Screen	777
	Mass Update Records - Records Details Page	777
	Mass Update Records - Results Page	777
	Mass Update Records - Search Page	777
	Mass Update Records - Select Fields Page	777

## Menu and Screen Index (Continued)

Menu or Screen	Title	Reference
	Modify Records - Record Detail Page	776, 777
	Modify Records - Results Page	776, 777
	Modify Records - Summary Page	776, 777
	NCT - Main Menu	771
	Pay Group Selection Screen	1705
	Producer Units Screen	Text
	Program Year 2009 - Main Menu	774
	Program Year 2010 - Main Menu	776-778
	Reports Screen	1523, 1576, 1641, 1674, 1781
	Reports - Payment Reports Screen	1781
	Reports - Report Criteria Screen	781
	Reports - Report Selection	781
	Reports - Session Timeout Screen	771
	Reports - State Selection Screen	781
	SCIMS Customer Search Screen	Text
	Search Application for Payment Screen	1701
	Search Approved Yield Screen	1665, 1669
	Search Approved Yields to Sign Screen	1670
	Search Notice of Loss	1629
	Search Records - Results Page	776, 777
	Search Records - Search Page	776, 777
	Search Unit Screen	1523, 1569, 1574
	Select State, County, and Year Screen	1522
	Sign Approved Yield Screen	1670
	Special Forage Screen	1771
	Unit Details Screen	Text
	Unit of Measure Conversion Screen	1675
	Unit Selection Screen	1662, 1663, 1703
	Value Loss Crops (Graduated) Screen	1726
	Value Loss Crops (Non-Graduated) Screen	1741
	View Record - Summary Page	776-778
	Yield Loss Acreage Screen	1535

## Menu and Screen Index (Continued)

<b>Menu or Screen</b>	<b>Title</b>	<b>Reference</b>
FAX46501	Modify Print Options Screen	802
HLPCYD01	Approved Yield Calculation Help Screen	837
M0F000	Production Adjust/Compliance Menu	1104
MHACA013	Informational Screen	881.5
MHACAA01	Producer Selection Screen	882
MHACAA02	Verification Screen	882.5
MHACAB01	Crop Selection Screen	884
MHACAC01	Coverage Screen	885, 885.5
MHACAC1A	Determination Screen	886
MHACAC1B	Fees Screen	887
MHACAC1C	Collection Screen	888
MHACL0	NAP Notice of Loss and Application for Payment Menu	901, 1001
MHACL101	Producer Selection Screen	902
MHACL201	NAP Unit Selection Screen	905
MHACL301	NAP Crop Selection Screen	906
MHACL401	Type Selection Screen	907
MHACL501	Loss Claims Selection Screen	909
MHACL601	Disaster Event Screen	908
MHACL701	Notice of Loss Approval/Disapproval Screen	915
MHACLH01	Causes of Loss Help Screen	908
MHACO2	Overpayment Processing Menu	1371
MHACOA01	Select Payable for Cancellation Screen	1353
MHACOE02	Overpayment Transfer Selection Screen	1378
MHACOF01	Overpayment Transfer Confirmation Screen	1379
MHACON01	Batch Overpayment Printing Control Screen	1380
MHACOS01	Overpayment Cancellation Screen	1387
MHACP0	Payment Processing Main Menu	1313
MHACPA01	Overpayment Selection Screen	1322, 1377
MHACPA02	Cancellation Selection Screen	1386

## Menu and Screen Index (Continued)

Menu or Screen	Title	Reference
MHACPA02	Cancel Screen	1352
MHACPN01	Batch Check and Printing Control Screen	1323
MHACR0	NAP Reports Menu	1101
MHACU0	Unit Relationship Menu	798
MHACU301	Display Unit Screen	799
MHACU401	Create Unit Screen	801
MHACU501	Print Report Screen	802
MHACWA01	Producer Selection Screen	1002
MHACWB01	Unit Selection Screen	1004
MHACWC01	Pay Crop Selection Screen	1005
MHACWC02	Crop Selection Screen	1006
MHACWD0B	Forage Question Screen	1008, 1008.5
MHACWD0C	Record More Data Question Screen	1014
MHACWD0E	Additional Acres to Plant or Harvest Screen	1014.5
MHACWD0F	Record Enrollment Date Screen	1015
MHACWD0Y	Approved Yield Adjustment Screen	1012.5
MHACWD01	Load Acres/Production Screen	1012
MHACWD02	Carrying Capacity Selection Screen	1010
MHACWD03	Forage Intended for Grazing Screen	1013
MHACWE0A	Producer Share Screen	1007
MHACWE01	Value Loss Screen	1011
MHACWL01	Date of Loss Selection Screen	1009
MHACWM01	Enrollment/Approval/Disapproval Screen	1016
MHACYB01	Unit Selection Screen	837
MHACYC01	Crop Selection Screen	837
MHACYD01	Approved Yield Calculation Screen	837, Ex. 45
MHACYZ01	Printer Selection Screen	838
MHACYD1C	NAP Application for Coverage Screen	837
MHACYD1D	Approved Yield Warning Screen	837
MHACYD1D	Unit of Measure Conversion Factor Screen	839
MHB000	NAP Menu	881
MHGAR201	Application Summary Selection Screen	1104

**\*--2008 Crop Groups**

This table lists the 2008 crop codes, names, type abbreviations, eligible intended uses, pay crop codes, and pay type codes for completing CCC-471.

<b>Code</b>	<b>Crop</b>	<b>Eligible Intended Use</b>	<b>Type Abbr</b>	<b>Type Name</b>	<b>Pay Crop</b>	<b>Pay Type</b>
0027	ALFALFA	FG SD			0027	001
		GZ			0102	002
3003	ALGAE	FH PR	OGO	OGO (RED)	3003	001
0028	ALMONDS	BLANK			0028	001
9032	ALOE VERA	BLANK SD			9032	001
0516	AMARANTH GRAIN	GR			0516	001
0054	APPLES	FH JU PR RS	COM	COMMON	0054	001
			SPC	SPECIALTY	0054	002
0326	APRICOTS	FH PR RS			0326	001
0458	ARTICHOKES	FH PR SD			0458	001
0104	ASPARAGUS	FH PR RS SD			0104	001
0997	ATEMOYA	FH PR			0997	001
0106	AVOCADOS	FH PR			0106	001
0111	BAMBOO SHOOTS	FH PR			0111	001

--\*

2008 Crop Groups (Continued)

Code	Crop	Eligible Intended Use	Type Abbr	Type Name	Pay Crop	Pay Type
0173	BANANAS	FH PR	BAB	BABY	0173	001
			BFB	BLUEFIELD	0173	001
			*--BRZ	BRAZILIAN	0173	001--*
			CVB	CAVENDISH	0173	001
			JON	JOHNSON	0173	001
0091	BARLEY	FG GZ	HUL	HULLESS	0091	002
			SPR	SPRING	0091	002
			WXY	WAXY	0091	002
			WTR	WINTER	0091	002
		*--GR SD--*	HUL	HULLESS	0091	001
			SPR	SPRING	0091	001
			WXY	WAXY	0091	001
			WTR	WINTER	0091	001
0047	BEANS	DE SD	ADZ	ADZUKI	0047	001
			CAS	CASTOR	0047	001
			LUP	LUPINE	0047	001
		*--DE FG SD--*	MUN	MUNG	0047	001
		DE FG FH PR SD	ANA	ANASAZI	0047	002
			BBL	BABY LIMA	0047	001
			BTU	BLACK TURTLE	0047	001
			BUT	BUTTER	0047	002
			CHI	CHINESE STRING	0047	003
			CRA	CRANBERRY	0047	001
			DRK	DARK RED KIDNEY	0047	001
			FAV	FAVA	0047	002
			FSW	FLAT SMALL WHITE	0047	001
			GAD	GARBANZO-DESI	0047	001
			GAR	GARBANZO-KABULI	0047	001
			GBF	GREEN BABY FRENCH	0047	001
			GRN	GREEN	0047	001
			GTN	GREAT NORTHERN	0047	001
JAC	JACOBS CATTLE		0047	003		
KEB	KENTUCKY BLUE	0047	001			
KIN	KINTOKI	0047	001			

2008 Crop Groups (Continued)

Code	Crop	Eligible Intended Use	Type Abbr	Type Name	Pay Crop	Pay Type
*-- 0047 --*	BEANS	DE FG FH PR SD	LGL	LARGE LIMA	0047	002
			LON	LONG	0047	002
			LRK	LIGHT RED KIDNEY	0047	001
			MRW	MARROW	0047	001
			MYO	MYOTHE	0047	001
			OCT	OCTOBER	0047	003
			PAP	PAPDAI VALOR	0047	004
			PEA	PEA/NAVY	0047	001
			PLC	POLE COLOMBUS	0047	001
			PLE	POLE	0047	002
			PNK	PINK	0047	001
			PNT	PINTO	0047	001
			ROM	ROMA	0047	003
			SHL	SHELLI	0047	001
			SMR	SMALL RED	0047	001
			SMW	SMALL WHITE	0047	001
			SOL	SOLDIER	0047	003
			SUL	*--SULFUR--*	0047	001
			TEB	TEBO	0047	001
			TIG	TIGER EYE KIDNEY	0047	001
			VEL	VELVET	0047	001
			WAX	SNAP WAX	0047	001
			WHR	WHITE HALF RUNNER	0047	002
WHT	WHITE ADZUKI	0047	001			
WIN	WING	0047	004			
WKD	WHITE KIDNEY	0047	001			
YEY	YELLOW EYE	0047	003			
YRD	YARDLONG	0047	001			

2008 Crop Groups (Continued)

Code	Crop	Eligible Intended Use	Type Abbr	Type Name	Pay Crop	Pay Type
0642	BEETS	FH PR SD SE	HYB	HYBRID	0642	001
			OPN	OPEN POLLINATED	0642	001
0355	BIRDSFOOT/ TREFOIL	FG SD GZ			0102	001
					0102	002
0108	BLUEBERRIES	FH PR	HBS	HIGHBUSH	0108	001
			LWB	LOW BUSH	0108	001
			RAB	RABBITEYE	0108	001
1290	BREADFRUIT	FH			1290	001
0905	BROCCOFLOWER	FH PR SD			0905	001
0110	BROCCOLI	FH PR SD SE			0110	001
0112	BRUSSEL SPROUTS	FH PR SD			0112	001
0114	BUCKWHEAT	GR SD			0114	001
0116	CABBAGE	FH PR SD SE	CHO	CHOY	0116	001
			HYB	HYBRID	0116	001
			NAP	NAPA	0116	001
			OPN	OPEN POLLINATED	0116	002
			RED	RED	0116	001
			*--SAV	SAVOY	0116	001--*
1166	CAIMITO	FH PR			1166	001
9999	CALABAZA MELON	FH			9999	001
9056	CALALOO	FH			9056	001
0033	CAMELINA	PR SD			0033	001



2008 Crop Groups (Continued)

Code	Crop	Eligible Intended Use	Type Abbr	Type Name	Pay Crop	Pay Type
9998	CANARY MELON	FH SD			9998	001
6000	CANE BERRIES	FH PR	*--APC	APACHE	6000	001--*
			ARA	ARAPAHO	6000	001
			BLK	BLACK RASPBERRIES	6000	003
			BOY	BOYSEN BERRIES	6000	001
			CAS	CASCADE BERRIES	6000	001
			CHI	CHICKASAW	6000	001
			CHT	CHESTER BLACKBERRIES	6000	002
			EVG	EVERGREEN BLACKBERRIES	6000	002
			KIO	KIOWA/OUACHITA	6000	001
			KOT	KOTATA BLACKBERRIES	6000	001
			LOG	LOGAN BERRIES	6000	001
			MAR	MARION BERRIES	6000	001
			*--NAT	NATCHEZ	6000	001--*
			NAV	NAVAHO	6000	001
			OLA	OLALLIE BERRIES	6000	001
			RED	RED RASPBERRIES	6000	003
			TAY	TAY BERRIES	6000	001
			TRI	TRIPLE CROWN BLACKBERRIES	6000	001
0711	CANOLA	*--FG SD--*	FAL	FALL SEEDED	0711	001
			SPR	SPRING	0711	001
0759	CANTALOUPE	FH SD			0759	001
0999	CARAMBOLA (STARFRUIT)	FH			0999	001
0120	CARROTS	FH PR	HYB	HYBRID	0120	001
			MNE	MINI	0120	001
			OPN	OPEN POLLINATED	0120	001
		SD	HYB	HYBRID	0120	003
			OPN	OPEN POLLINATED	0120	002
9997	CASABA MELON	FH			9997	001
1291	CASHEW	BLANK			1291	001
0174	CASSAVA	FH	BGE	BEIGE	0174	001
			WHT	WHITE	0174	001

2008 Crop Groups (Continued)

Code	Crop	Eligible Intended Use	Type Abbr	Type Name	Pay Crop	Pay Type
0124	CAULIFLOWER	FH PR SD			0124	001
0509	CELERIAC	FH PR SD			0509	001
0126	CELERY	FH PR SD			0126	001
8045	CHERIMOYA	FH			8045	001
0128	CHERRIES	FH PR	SWT	SWEET	0128	002
			TRT	TART	0128	001
0375	CHESTNUTS	BLANK FH			0375	001
0840	CHIA	FH PR RS			0840	001
0511	CHICORY/RADICCHIO	FH RS	COM	COMMON	0511	001
			WIT	WITLOOF	0511	001
9996	CHINESE BITTER MELON	FH			9996	001
7321	CHRISTMAS TREES	FH	*--AFG	AFGHAN PINE	7321	001--*
			ARI	ARIZONA CYPRESS	7321	001
			AUS	AUSTRIAN PINE	7321	001
			BAL	BALSAM FIR	7321	001
			BLU	BLUE SPRUCE	7321	001
			CAN	CANAAN FIR	7321	001
			*--CAR	CAROLINA SAPPHIRE	7321	001--*
			COL	COLORADO BLUE SPRUCE	7321	001
			CON	CONCOLOR FIR	7321	001
			DOU	DOUGLAS	7321	001
			FRA	FRASIER FIR	7321	001
			LEY	LEYLAND	7321	001
			NOB	NOBLE FIR	7321	001
			NOR	NORWAY SPRUCE	7321	001
			NRD	NORDMAN FIR	7321	001
			RED	RED CEDAR	7321	001
			SCO	SCOTCH PINE	7321	001
			VAP	VIRGINIA PINE	7321	001
WHT	WHITE SPRUCE	7321	001			
WPN	WHITE PINE NORWAY	7321	001			

2008 Crop Groups (Continued)

Code	Crop	Eligible Intended Use	Type Abbr	Type Name	Pay Crop	Pay Type
1298	CINNAMON	BLANK			1298	001
9995	CITRON MELON	JU PR			9995	001
0265	CLOVER	FG SD	ALS	ALSIKE	0102	001
			ALC	ALYCE	0102	001
			AHD	ARROWHEAD	0102	001
			*--BAL	BALL	0102	001--*
			BER	BERSEEM	0102	001
			CRM	CRIMSON	0102	001
			KUR	KURA	0102	001
			MAM	MAMMOTH	0102	001
			PPR	PURPLE PRAIRIE	0102	001
			RED	RED	0102	001
			SUB	SUB	0102	001
			WHT	WHITE	0102	001
		YEL	YELLOW	0102	001	
		GZ	ALS	ALSIKE	0102	002
			ALC	ALYCE	0102	002
			AHD	ARROWHEAD	0102	002
			*--BAL	BALL	0102	002--*
			BER	BERSEEM	0102	002
			CRM	CRIMSON	0102	002
			KUR	KURA	0102	002
			MAM	MAMMOTH	0102	002
			PPR	PURPLE PRAIRIE	0102	002
			RED	RED	0102	002
			SUB	SUB	0102	002
WHT	WHITE		0102	002		
YEL	YELLOW	0102	002			

2008 Crop Groups (Continued)

Code	Crop	Eligible Intended Use	Type Abbr	Type Name	Pay Crop	Pay Type
0175	COCONUTS	FH			0175	001
0176	COFFEE	PR	ARA	ARABICA	0176	001
			LIB	LIBERICA	0176	001
			ROB	ROBUSTA	0176	001
0041	CORN	FG GR SD	AMY	AMYLOSE	0041	001
		*--FG GR GZ	RED	RED	0041	001
		FG GR GZ SD	WHE	WHITE	0041	001
			YEL	YELLOW	0041	001--*
		FG FH GR GZ	BLU	BLUE	0041	001
		PR SD	POP	POPCORN	0041	003
			SWT	SWEET	0041	002
			TRO	TROPICAL	0041	001
0022	COTTON, ELS	BLANK			0022	001
0021	COTTON, UPLAND	BLANK			0021	001
0714	CRAMBE	SD			0714	001
0058	CRANBERRIES	FH PR			0058	001
9994	CRENSHAW MELON	*--FH SD--*			9994	001

2008 Crop Groups (Continued)

Code	Crop	Eligible Intended Use	Type Abbr	Type Name	Pay Crop	Pay Type
3002	CRUSTACEAN	FH PR	CRA	CRAYFISH	3002	001
			CRB	CRAB	3002	001
			GOB	GOBO SHRIMP	3002	001
			LGE	LARGE SHRIMP	3002	001
			MED	MEDIUM SHRIMP	3002	001
			PRW	PRAWNS	3002	002
			SML	SMALL SHRIMP	3002	001
0132	CUCUMBERS	FH PR SD	COM	COMMON	0132	001
			ENG	ENGLISH	0132	001
			PKL	PICKLING	0132	002
0325	CURRANTS	FH PR			0325	001
0177	DASHEEN	FH	PUR	PURPLE	0177	001
			WHT	WHITE	0177	001
0496	DATES	FH PR			0496	001
0318	EGGPLANT	FH PR SD	CHE	CHERRY	0318	001
			EUR	EUROPEAN	0318	001
			MIN	MINI	0318	002
			ORN	ORIENTAL	0318	001
0032	ELDERBERRIES	FH PR	BSH	BRUSH HILLS	0032	001
			CHE	CHEROKEE	0032	001
			MIL	MILL CREEK	0032	001
0060	FIGS	FH	ADR	ADRIATIC	0060	001
			BMF	BLACK MISSION	0060	001
			*--BTK	BROWN TURKEY	0060	001--*
			CAL	CALIMYRNA	0060	002
			KDT	KADOTA	0060	002

2008 Crop Groups (Continued)

Code	Crop	Eligible Intended Use	Type Abbr	Type Name	Pay Crop	Pay Type
3000	FINFISH	FH PR	*--JAK	ALMACO JACK	3000	001--*
			AWA	AWA	3000	001
			BIG	BIGHEAD CARP	3000	001
			BLK	BLACK TILAPIA	3000	001
			BLU	BLUEGILL	3000	001
			CHN	CHANNEL CATFISH	3000	001
			CHI	CHINESE CARP	3000	001
			CNS	CHINESE CATFISH	3000	001
			CRP	CRAPPIE	3000	001
			DIP	DIPLOID AMUR	3000	001
			FLN	FLOUNDER	3000	001
			GUP	GUPPY	3000	003
			HAP	HAPLOCHROMINE TROPICAL	3000	001
			KOI	KOI CARP	3000	003
			LAM	LAMPROLOGUINE TROPICAL	3000	001
			LGE	LARGE MOUTH BASS	3000	001
			MBU	MBUNA CHICHLID TROPICAL	3000	001
			PER	PERCH	3000	001
			RDT	RED TILAPIA	3000	001
			RED	REDFISH	3000	001
			SHL	SHELLCRACK	3000	001
			SHU	SHUBUNKIN CARP	3000	002
			STR	STRIPED BASS	3000	001
			*--SML	SMALL MOUTH BASS	3000	001--*
			TAN	TANGANYIKA TROPICAL	3000	001
			THD	THREADFIN SHAD	3000	001
TRI	TRIPLOID AMUR	3000	001			
TRO	TROPICAL	3000	001			
TRT	TROUT	3000	001			
0031	FLAX	SD	COM	COMMON	0031	001
			LIN	LINOLA	0031	001

2008 Crop Groups (Continued)

Code	Crop	Eligible Intended Use	Type Abbr	Type Name	Pay Crop	Pay Type
7501	FLOWERS	FH SE	SUN	SUNFLOWERS	7501	001
		FH SD SE	ACH	ACHILLEA	7501	001
			ACR	ACRONLIUM	7501	001
			AFV	AFRICAN VIOLET	7501	001
			AGA	AGAPANTHUS	7501	001
			AGR	AGERATUM	7501	001
			ALL	ALLIUM	7501	001
			ALS	ALSTROEMERIA	7501	001
			AMR	AMARANTH	7501	001
			AMA	AMARYLLIS	7501	001
			AMM	AMMOBIUM	7501	001
			ANM	ANEMONE	7501	001
			ANT	ANTHURIUM	7501	001
			ANO	ANTHURIUM OBAKE	7501	001
			ANP	ANTHURIUM PASTEL	7501	001
			ANR	ANTHURIUM RED	7501	001
			ART	ARTEMESIA	7501	001
			AST	ASTER	7501	001
			BAB	BABY'S BREATH	7501	001
			BAN	BANANA BLOOM	7501	001
			BAS	BANKSIA	7501	001
			BLD	BELLADONNA	7501	001
			BEL	BELLS OF IRELAND	7501	001
			BIR	BIRD OF PARADISE	7501	001
			*--BLS	BLACK EYED SUSANS	7501	001
			BLT--*	BLETILLA	7501	001
			BUP	BUPLEURUM	7501	001
			BUS	BUSH CLOVER	7501	001
			BUT	BUTTERFLY MILKWEED	7501	001
			CLL	CALLA LILY	7501	001
CAL	CALLADIUM	7501	001			
CMM	CAMOMILE	7501	001			

2008 Crop Groups (Continued)

Code	Crop	Eligible Intended Use	Type Abbr	Type Name	Pay Crop	Pay Type
7501	FLOWERS	FH SD SE	CAM	CAMPANELLE	7501	001
			CND	CANDY TUFT	7501	001
			CAN	CANNA LILY	7501	001
			CEL	CELESIA	7501	001
			CEO	CELOSIA PLUME	7501	001
			CNT	CENTAUREA	7501	001
			CBM	CENTAUREA BLACK MAGIC	7501	001
			CEN	CENTRANTHUS	7501	001
			CHR	CHERIMOYA	7501	001
			CHO	CHOCOLATE	7501	001
			CRS	CHRYSANTHEMUM	7501	001
			CHH	CHURCH	7501	001
			CIR	CIRISIUM	7501	001
			CLE	CLEMATIS	7501	001
			COC	COCKSCOMB	7501	001
			COL	COLEUS	7501	001
			CFL	CONEFLOWER	7501	001
			CRN	CORNFLOWER	7501	001
			COS	COSMOS	7501	001
			CRA	CRASPEDIA	7501	001
			CPG	CREEPING PHLOX	7501	001
			DAF	DAFFODIL	7501	001
			DAH	DAHLIA	7501	001
			*--DGE	DAISY GERBERA	7501	001--*
			DSG	DAISY GLORIOSA	7501	001
			DSM	DAISY MARGUERITE	7501	001
			DSS	DAISY SHASTA	7501	001
			*--LLD	DAY LILY	7501	001--*
			DEL	DELPHINIUM	7501	001
			ECH	ECHEVERIA	7501	001
			EDI	EDIBLE	7501	001
			ELE	ELEPHANT EAR	7501	001
			IVY	ENGLISH IVY FLOWER	7501	001
			EUC	EUCALYPTUS	7501	001
			EUP	EUPHORBIA	7501	001
			EPR	EVENING PRIMROSE	7501	001
			FSF	FALSE SUNFLOWER	7501	001
			FLA	FLAMINGO	7501	001
			FMN	FORGET-ME-NOT	7501	001
			FRE	FRESIA	7501	001
*--GAR	GARDENIA	7501	001--*			
GIL	GILIA	7501	001			
GIN	GINGER	7501	001			



2008 Crop Groups (Continued)

Code	Crop	Eligible Intended Use	Type Abbr	Type Name	Pay Crop	Pay Type
7501	FLOWERS	FH SD SE	GIP	GINGER PINK	7501	001
			GIR	GINGER RED	7501	001
			GPS	GYPSY	7501	001
			GLA	GLADIOLI	7501	001
			GOD	GODETIA	7501	001
			GOM	GOMPHRENA	7501	001
			GRG	GREEN GODDESS	7501	001
			GYP	GYPOCHILLA	7501	001
			HEF	HEATHER FIRECRACKER	7501	001
			HEM	HEATHER MELANTHRIA	7501	001
			HEP	HEATHER PERSOLUTA	7501	001
			HER	HEATHER REGEMINA	7501	001
			HLC	HELICHRYSUM	7501	001
			HLI	HELICONIA	7501	001
			HLP	HELICONIA PSITTACORM	7501	001
			HCC	HOLLYHOCK	7501	001
			HON	HONEYSUCKLE HALL'S	7501	001
			*--HYD	HYDRANGEA/HORTENSIA	7501	001--*
			LLN	ILIMA LANTERN	7501	001
			IRD	IRIS DUTCH	7501	001
			IRI	IRIS	7501	001
			KAL	KALANCHOE	7501	001
			KAN	KANGAROO PAW	7501	001
			LAR	LARKSPUR	7501	001
			LAV	LAVENDER	7501	001
			LEU	LEUCONDENDRON	7501	001
			LIA	LIATRIS	7501	001
			LIL	LILAC	7501	001
			LLA	LILY ASIATIC	7501	001
			LLE	LILY EASTER	7501	001
			LLO	LILY ORIENTAL	7501	001
			LIN	LINEUM	7501	001
			LIS	LISIANTHUS	7501	001
			LOB	LOBELIA	7501	001
			LUP	LUPINE	7501	001
			LYC	LYCHNIS SCARLET	7501	001
MAR	MARIGOLD	7501	001			
MIN	MINI JACKS	7501	001			
CNM	MINIATURE CARNATION	7501	001			
CUT	MIXED CUT	7501	001			
MOL	MOLLUCCELLA	7501	001			

2008 Crop Groups (Continued)

Code	Crop	Eligible Intended Use	Type Abbr	Type Name	Pay Crop	Pay Type
7501	FLOWERS	FH SD SE	MND	MONARDA	7501	001
			MON	MONTBRETIA	7501	001
			MNC	MONTE CASINO	7501	001
			MTM	MOUNTAIN MINT	7501	001
			MYR	MYRTLE	7501	001
			NAR	NARCISSUS	7501	001
			NIG	NIGELA	7501	001
			NSO	NORTHERN SEA OATS	7501	001
			OFG	OLD FIELD GOLDENROD	7501	001
			OCC	ORCHID CATTLEYAS	7501	001
			OCY	ORCHID CYMBIDIUM	7501	001
			OCD	ORCHID DENDROBIUM	7501	001
			ODS	ORCHID DENDROBIUM SPRAY	7501	001
			OCM	ORCHID MOTH	7501	001
			OCP	ORCHID PHALAENOPSIS	7501	001
			ORO	ORNAMENTAL OKRA	7501	001
			ORP	ORNAMENTAL PEPPERS	7501	001
			PAN	PANSY	7501	001
			PEN	PENSTEMAN STRICTIS	7501	001
			PEO	PEONY	7501	001
			PLP	PETALSTEMUM	7501	001
			PET	PETUNIA	7501	001
			PRO	PROTEA	7501	001
			PYR	PYRETHRUM	7501	001
			QUN	QUEEN ANNE'S LACE	7501	001
			RAB	RANUNCULUS	7501	001
			ROS	ROSE	7501	001
			RHT	ROSE HYBRID TEA	7501	001
			RSM	ROSE MINIATURE	7501	001
			RSS	ROSE SWEETHEART	7501	001
			RUD	RUDBECKIA	7501	001
			SAL	SALVA	7501	001
			SCA	SCABIOSA	7501	001
			SCH	SCHIZOSTILIS	7501	001
SEA	SEAFOAM	7501	001			
SED	SEDAHLIA	7501	001			
SDM	SEDUM	7501	001			
SNP	SNAPDRAGON	7501	001			
SPD	SPIDERWORT	7501	001			
*--STR	STAR OF BETHLEHEM	7501	001--*			

\*--2008 Crop Groups (Continued)

Code	Crop	Eligible Intended Use	Type Abbr	Type Name	Pay Crop	Pay Type
7501	FLOWERS	FH SD SE	STD	STATICE DINUATA	7501	001
			STT	STATICE	7501	001
			STG	STATICE GERMAN	7501	001
			STF	STIFF GOLDENROD	7501	001
			STC	STOCK	7501	001
			STW	STRAWFLOWERS	7501	001
			SWM	SWAMP MILKWEED	7501	001
			SWA	SWEET ANNIE	7501	001
			SWP	SWEET PEA	7501	001
			SWW	SWEET WILLIAM	7501	001
			TAN	TANSY	7501	001
			THG	THISTLE GLOBE	7501	001
			TIG	TIGRIDIA	7501	001
			TRA	TRACHELIUM	7501	001
			TRI	TRITOMA	7501	001
			TUB	TUBEROSE	7501	001
			TUL	TULIP	7501	001
			UMB	UMBRELLA PLANT	7501	001
			VRB	VERBENA	7501	001
			VER	VERONICA	7501	001
WAT	WATER HYACINTH	7501	001			
WAX	WAXFLOWER	7501	001			
WLD	WILD GYP	7501	001			
WOD	WOOD LILIES	7501	001			
XER	XERANTHEMUM	7501	001			
YAR	YARROW	7501	001			
ZIN	ZINNIA	7501	001			
0125	FORAGE SOYBEAN/ SORGHUM	FG GZ			0125	001
0953	GAILON	FH PR RS SD			0953	001
0423	GARLIC	FH PR SD	COM	COMMON	0423	001
			ELE	ELEPHANT GARLIC	0423	002
0178	GINGER	FH PR SD			0178	001
0089	GINSENG	FH SD			0089	001

--\*

2008 Crop Groups (Continued)

Code	Crop	Eligible Intended Use	Type Abbr	Type Name	Pay Crop	Pay Type
0424	GOOSEBERRIES	FH PR			0424	001
0322	GOURDS	FH PR SD	OKR	CHINESE OKRA	0322	001
0030	GRAPEFRUIT	FH JU PR	SRJ	RIO RED/STAR RUBY	0030	001
			RRJ	RUBY RED	0030	002
			SDY	SEEDY	0030	001
			WHT	WHITE	0030	001
0053	GRAPES	FH PR	*--AGL	AGLIANICA	0053	001--*
			ALB	ALICANTE-BOUSCHET	0053	002
			ALM	ALMERIA	0053	001
			AUR	AURORA	0053	001
			AUT	AUTUMN ROYAL	0053	001
			BAC	BACO NOIR	0053	001
			BAR	BARBERAS	0053	002
			BTY	BEAUTY SEEDLESS	0053	001
			BTA	BETA	0053	001
			BLM	BLACK MISSION	0053	001
			BLA	BLACK SEEDLESS	0053	001
			BSL	BLACK SPANISH/LENOIR	0053	001
			BDB	BLANC DUBOIS	0053	001
			BLN	BLANC SEEDLESS	0053	001
			BLU	BLUEBELL	0053	001
			BRI	BRIANNA	0053	001
			BUF	BUFFALO/RUBIANA	0053	001
			BUR	BURGER	0053	002
			CAB	CABERNET	0053	002
			CBF	CABERNET FRANC	0053	002
			CPF	CABERNET PFEFFER	0053	001
			CBS	CABERNET SAUVIGNON	0053	002
			CAL	CALMERIA	0053	002
			CAM	CAMBELL	0053	001
			CAD	CANADICE	0053	001
			CDR	*--CARDINAL--*	0053	001
			CAR	CARIGNANE	0053	002
CRM	CARMENET	0053	001			
CAN	CARNELIAN	0053	002			
CAC	CASCADE	0053	001			
CAS	CASTEL	0053	001			
CAT	CATAWBA	0053	001			

\*--2008 Crop Groups (Continued)

Code	Crop	Eligible Intended Use	Type Abbr	Type Name	Pay Crop	Pay Type
0053	GRAPES	FH PR	CAY	CAYUGA	0053	002
			CMB	CHAMBOURCIN	0053	002
			CHN	CHANCELLOR	0053	002
			CHD	CHARDONEL	0053	001
			CHA	CHARDONNAY	0053	002
			CHE	CHELOIS	0053	001
			CHB	CHENIN BLANC	0053	002
			CHR	CHRISTMAS ROSE	0053	001
			CIN	CINSAUT	0053	001
			CLI	CLINTON	0053	001
			COB	COLOBEL	0053	001
			COL	COLUMBARD FRENCH	0053	002
			CON	CONCORD	0053	001
			CRN	COROT NOIR	0053	001
			COS	COUNOISE	0053	001
			COU	COURDURIC	0053	001
			CRI	CRIMSON	0053	001
			CSL	CRIMSON SEEDLESS	0053	001
			CYN	CYNTHIA	0053	001
			CYT	CYNTHIANA	0053	001
			DEC	DECHAUNAC	0053	001
			DEL	DELAWARE	0053	001
			DIA	DIAMOND	0053	001
			DOL	DOLCETTO	0053	001
			DRN	DORNFELDER	0053	001
			DUT	DUTCHESS	0053	001
			EDE	EDELWIESS	0053	001
			EIN	EINSETT	0053	001
			ELV	ELVIRA	0053	001
			EMR	EMERALD RIESLING	0053	001
			EPP	EMPERORS	0053	001
			ESP	ESPIRIT	0053	001
			EXT	EXOTIC	0053	001
FAN	FANTASY	0053	001			
FST	FIESTA	0053	002			
FLS	FLAME SEEDLESS	0053	001			
FLR	FLORA	0053	001			
FOC	FOCH	0053	001			
FOS	FOSCH	0053	001			
FRE	FREDONIA	0053	001			

--\*

2008 Crop Groups (Continued)

Code	Crop	Eligible Intended Use	Type Abbr	Type Name	Pay Crop	Pay Type
0053	GRAPES	FH PR	FRO	FRONTENAC	0053	001
			*--FRG	FRONTENAC GRIS	0053	001--*
			GAB	GAMAY BEAUJOLAIS	0053	002
			GAM	GAMAY/NAPA GAMAY	0053	002
			GEN	GENEVA RED #7	0053	001
			GEW	GEWURTZTRAMINER	0053	002
			GRH	GREEN HUNGARIAN	0053	001
			GRE	GRENACHE	0053	002
			GRY	GREY RIESLING	0053	001
			HIM	HIMROD	0053	001
			ISA	ISABELLA	0053	001
			ITA	ITALIA	0053	001
			IVE	IVES	0053	001
			JPT	JUPITER	0053	001
			KAY	KAY GRAY	0053	001
			KER	KERNER	0053	001
			KON	KING OF NORTH	0053	001
			KYO	KYOHO	0053	001
			LCT	LACRESENT	0053	001
			LAC	LACROSSE	0053	001
			LAK	LAKEMONT	0053	001
			LEM	LEMBERGER	0053	001
			LEO	LEON MILLOT/MILLOT	0053	001
			MAL	MALBEC	0053	001
			MAB	MALVASIA BIANCA	0053	002
			MSB	MALVOISIE BLACK	0053	001
			MAC	MARCHEL FOCH	0053	001
			MAR	MARQUE	0053	001
			*--MRQ	MARQUETTE	0053	001--*
			MAS	MARS	0053	001
			MAT	MATARO/MOUVEDRE	0053	001
			MDY	MELODY	0053	001
			MEL	MELON	0053	001
			MRT	MERLOT	0053	001
			MER	MERLOT	0053	002
			MEU	MEUNIER	0053	001
MYR	MEYERS	0053	001			
MIS	MISSION	0053	002			
MOR	MISSOURI RIESLING	0053	001			
MUL	MULLERTHURGAU	0053	001			
MUS	MUSCADINE	0053	001			

\*--2008 Crop Groups (Continued)

Code	Crop	Eligible Intended Use	Type Abbr	Type Name	Pay Crop	Pay Type
0053	GRAPES	FH PR	MUC	MUSCAT	0053	002
			MUB	MUSCAT BLANC/M. CANELLI	0053	002
			MUH	MUSCAT HAMBURG	0053	001
			MUA	MUSCAT OF ALEXANDER	0053	002
			MUO	MUSCAT OTTONEL	0053	001
			MUG	MUSCAT, GOLDEN	0053	001
			NEB	NEBBIOLO	0053	001
			NEP	NEPTUNE	0053	001
			NIA	NIAGARA	0053	002
			NWA	NOIRET	0053	001
			NOR	NORTON	0053	001
			NYA	NY76.0844.24	0053	001
			PGC	PALOMINO CHASSELAS	0053	002
			PAY	PAYON D'OR	0053	001
			PER	PERLETTE	0053	001
			PES	PETITA SIRAH	0053	002
			PEV	PETITA VARDOT	0053	002
			PAM	PETITE AMIE	0053	001
			PTB	PINOT BLANC	0053	002
			PTC	PINOT BLANC (SPARKLING WINE)	0053	001
			PGR	PINOT GRIS	0053	001
			PGS	PINOT GRIS (SPARKLING WINE)	0053	001
			PNO	PINOT NOIR	0053	002
			PNR	PINOT NOIR (SPARKLING WINE)	0053	001
			PSG	PINOT ST GEORGE	0053	001
			PRT	PORT	0053	001
			PRS	PRAIRIE STAR	0053	001
			PRE	PRESTINE SEEDLESS	0053	001
			PRM	PRIMITIVO	0053	001
			PRI	PRINCESS	0053	001
			RAV	RAVAT	0053	001
			RAY	RAYON D'OR	0053	001
			RDG	RED GLOBE	0053	002
			RML	RED MALAGA	0053	001
			SFR	RED SUFFOLK	0053	001
			RDZ	RED ZINFANDEL	0053	001
			RED	REDAL BLANC	0053	001
			REL	RELIANCE	0053	001
			RIB	RIBER	0053	001
			RIE	RIESLING	0053	002

--\*

2008 Crop Groups (Continued)

Code	Crop	Eligible Intended Use	Type Abbr	Type Name	Pay Crop	Pay Type
0053	GRAPES	FH PR	ROS	ROSETTE	0053	001
			ROU	ROUGEON	0053	001
			ROA	ROUSSANNE	0053	001
			RTY	ROYALTY	0053	002
			RBD	RUBIRED	0053	002
			RUC	RUBY CABERNET	0053	002
			RRS	RUBY RED SEEDLESS	0053	001
			RUB	RUBY SEEDLESS	0053	001
			SAL	SALVADOR	0053	001
			SAN	SANGIOVET/SANGIOVESE	0053	001
			SAT	SATURN	0053	001
			SAB	SAUVIGNON BLANC/FUME BLANC	0053	002
			SAU	SAUVIGNON VERT	0053	001
			SCH	SCHUREBE	0053	001
			SEM	SEMILLON	0053	002
			SEY	SEYVAL/SEYVAL VILLARD	0053	002
			SHN	SHERIDAN	0053	001
			*--SOM	SOMERSET SEEDLESS	0053	001--*
			SPI	SPIKE MUKLEY	0053	001
			STC	ST CROIX	0053	001
			STE	ST EMILION (UGNI BLANC)	0053	001
			STP	ST PEPIN	0053	001
			STV	ST VINCENT	0053	001
			STB	STEUBEN	0053	001
			STU	STUKEN	0053	001
			SUL	SULTANA	0053	001
			SUM	SUMMER ROYAL	0053	001
			SUN	SUNBELT	0053	001
			SSL	SUPERIOR SEEDLESS	0053	001
			SWE	SWENSON RED	0053	001
			SYL	SYLVANER	0053	001
			SYM	SYMPHONY	0053	002
			SYR	SYRAH/FRENCH SYRH SHIRAZ	0053	002
			TAN	TANNAT	0053	001
			TEM	TEMPRANILLO/VALDEPENAS	0053	001
			THP	THOMPSON SEEDLESS	0053	001
			TMD	TINTA MADERA	0053	001
			TOK	TOKAY	0053	002
			TRA	TRAMINETTE	0053	001
			VAL	VALIANT	0053	001
VAN	VANESSA	0053	001			
VNI	VENIFERA	0053	001			



2008 Crop Groups (Continued)

Code	Crop	Eligible Intended Use	Type Abbr	Type Name	Pay Crop	Pay Type
0053	GRAPES	FH PR	VNT	VENTURA	0053	001
			VEN	VENUS	0053	001
			VER	VERDELET BLANC	0053	001
			VDL	VIDAL	0053	001
			VDB	VIDAL BLANC	0053	002
			VIG	VIGNOLES	0053	002
			VBL	VILLARD BLANC	0053	002
			VNR	VILLARD NOIR	0053	002
			VIN	VINCENT	0053	001
			VVN	VITIS VINIFERA	0053	002
			VIV	VIVANT	0053	001
			VOI	VOIGNIER	0053	001
			WCY	WHITE CAYUGA	0053	001
			WML	WHITE MALAGA	0053	002
			WHR	*--WHITE RIESLING/JOHANNISBERG--*	0053	002
ZIN	ZINFANDEL	0053	002			

2008 Crop Groups (Continued)

Code	Crop	Eligible Intended Use	Type Abbr	Type Name	Pay Crop	Pay Type
0102	GRASS	FG SD	ALK	ALKALAI	0102	001
			AWR	ALTAI WILD RYE	0102	001
			*--FAC	ARCTARED FESCUE	0102	001--*
			ARG	ARGENTINE BAHIA	0102	001
			BAH	BAHALIA	0102	001
			BHI	BAHIA	0102	001
			BER	BEARDLESS WILDRYE	0102	001
			BGC	BENT, COLONIAL	0102	001
			BCR	BENT, CREEPING	0102	001
			BCM	BERMUDA, COMMON	0102	001
			BCS	BERMUDA, COASTAL	0102	001
			BBL	BIG BLUE	0102	001
			BLB	BIG BLUESTEM	0102	001
			BPG	BLUE PANIC	0102	001
			BWR	BLUE WILD RYEGRASS	0102	001
			CBG	BLUEGRASS, CANADIAN	0102	001
			BLK	BLUEGRASS, KENTUCKY	0102	001
			BLH	BLUEGRASS, ROUGH	0102	001
			BLR	BLUEGRASS, RUGBY	0102	001
			***	***	***	***
			BLJ	BLUEJOINT	0102	001
			BJR	BLUEJOINT REEDGRASS	0102	001
			BLG	BLUESTEM, GORDO	0102	001
			BLL	BLUESTEM, LITTLE	0102	001
			BLM	BLUESTEM, MEDIO	0102	001
			BOW	BLUESTEM, OLD WORLD	0102	001
			BLS	BLUESTEM, SAND	0102	001
			BLY	BLUESTEM, YELLOW	0102	001
			BOS	BOSIOSKI WILD RYE	0102	001
			BRM	BROME, MOUNTAIN	0102	001
			BRP	BROME, POLAR	0102	001
			BRR	BROME, REGAR	0102	001

2008 Crop Groups (Continued)

Code	Crop	Eligible Intended Use	Type Abbr	Type Name	Pay Crop	Pay Type
0102	GRASS	FG SD	BUF	BUFFALO	0102	001
			BFF	BUFFEL	0102	001
			CFB	CALIFORNIA BROME	0102	001
			*--RCW	CANADIAN WILD RYE	0102	001--*
			CAN	CANARY	0102	001
			CBY	CANBY	0102	001
			CEN	CENTIPEDE	0102	001
			CRG	CRABGRASS	0102	001
			CFG	CREEPING FOXTAIL, GARRISON	0102	001
			DAL	DALLIS	0102	001
			EAS	EASTERN GAMAGRASS	0102	001
			EME	EMERALD	0102	001
			***	***	***	***
			FCH	FESCUE, CHEWING	0102	001
			FSH	FESCUE, HARD	0102	001
			FME	FESCUE, MEADOW	0102	001
			FRE	FESCUE, RED	0102	001
			***	***	***	***
			FRO	FESCUE, ROUGH	0102	001
			FTA	FESCUE, TALL	0102	001
			GBM	GEORGE BLACK MEDIC	0102	001
			GBU	GRAMA, BLUE	0102	001
			GBH	GRAMA, BLUE HACHITA	0102	001
			GBL	GRAMA, BLUE LOVINGTON	0102	001
			GHA	GRAMA, HAIRY	0102	001
			GSO	GRAMA, SIDE OATS	0102	001
			GNE	GREEN NEEDLE	0102	001
			GPG	GREEN PANIC	0102	001
			GST	GREEN SPRANGLE TOP	0102	001
			HON	HONTAX	0102	001
HBG	HYBRID BENT	0102	001			
BGH	HYBRID BERMUDA	0102	001			

2008 Crop Groups (Continued)

Code	Crop	Eligible Intended Use	Type Abbr	Type Name	Pay Crop	Pay Type
0102	GRASS	FG SD	IDA	IDAHO FESCUE	0102	001
			ING	INDIAN	0102	001
			IRG	INDIAN RICEGRASS	0102	001
			JOH	JOHNSON	0102	001
			JOS	JOSE TALL WHEATGRASS	0102	001
			JUN	JUNEGRASS	0102	001
			KEN	KENTUCKY 31 FESCUE	0102	001
			KLB	KLEBERG BLUESTEM	0102	001
			KLE	KLEIN	0102	001
			LER	LERIOPE	0102	001
			LIM	LIMOSINE	0102	001
			*--LMP	LIMPO GRASS	0102	001--*
			LMS	LOVEGRASS, MASON SANDHILL	0102	001
			LSA	LOVEGRASS, SAND	0102	001
			LWE	LOVEGRASS, WEeping	0102	001
			MAG	MAGNAR	0102	001
			MAT	MATUA	0102	001
			MBG	MEADOW	0102	001
			MUT	MUTTON	0102	001
			NAG	NATIVE	0102	001
			NAT	NEEDLE AND THREAD	0102	001
			NEW	NEWHY HYBRID WHEATGRASS	0102	001
			HNC	NORCOAST TUFTED HAIRGRASS	0102	001
			HNT	NORTRAN TUFTED HAIRGRASS	0102	001
			ORG	ORCHARD	0102	001
			PAM	PAMPAS	0102	001
			PBL	PLAINS BLUE STEMS	0102	001
			PJG	PRAIRIE JUNE	0102	001
			PLB	PLAINS BRISTLE	0102	001
			PRA	PRAIRIE	0102	001
PRD	PRAIRIE DROPSEED	0102	001			
PRS	PRARIE SANDREED	0102	001			
RRA	RATIBITA, RED	0102	001			
RDT	REDTOP	0102	001			
RCA	REED CANARY	0102	001			
RHO	RHODES	0102	001			

2008 Crop Groups (Continued)

Code	Crop	Eligible Intended Use	Type Abbr	Type Name	Pay Crop	Pay Type
0102	GRASS	FG SD	RAN	RYE, ANNUAL	0102	001
			RIN	RYE, INTERMEDIATE	0102	001
			RPE	RYE, PERENNIAL	0102	001
			RRW	RYE, RUSSIAN WILD	0102	001
			SAI	SAINFOIN	0102	001
			STA	SAINT AUGUSTINE	0102	001
			SDB	SANDBERG BLUEGRASS	0102	001
			SEC	SECAR BLUEBUNCH	0102	001
			SMB	SMALL BURNETT	0102	001
			SMO	SMOOTH BROME	0102	001
			SUD	SUDAN	0102	001
			SUN	SUN	0102	001
			SWI	SWITCH	0102	001
			TSW	THICK SPIKE WHEATGRASS	0102	001
			TIM	TIMOTHY	0102	001
			TRL	TRAILHEAD BASIN	0102	001
			TBW	TRAILHEAD BASIN WILD RYE	0102	001
			TRU	TRUDANE	0102	001
			THG	TUFTED HAIRGRASS	0102	001
			TBL	TUNDRA BLUEGRASS	0102	001
			WBB	WHEAT GRASS, BLUE BUNCH	0102	001
			WCR	WHEAT GRASS, CRESTED	0102	001
			WRG	WHEAT GRASS, EGYPTIAN	0102	001
			WIN	WHEAT GRASS, INTERMEDIATE	0102	001
			WPU	WHEAT GRASS, PUBESCENT	0102	001
			WRF	WHEAT GRASS, RUF FAIRWAY CRESTED	0102	001
			WSI	WHEAT GRASS, SIBERIAN	0102	001
			WSL	WHEAT GRASS, SLENDER	0102	001
			WST	WHEAT GRASS, STREAMBANK	0102	001
			WTA	WHEAT GRASS, TALL	0102	001
			WWE	WHEAT GRASS, WESTERN	0102	001
			***	***	***	***
			WPR	WHITE PRAIRIE CLOVER	0102	001
***	***	***	***			
WIL	WILMON LOVEGRASS	0102	001			
ZOY	ZOYSIA	0102	001			

2008 Crop Groups (Continued)

Code	Crop	Eligible Intended Use	Type Abbr	Type Name	Pay Crop	Pay Type
0102	GRASS	GZ	ALK	ALKALAI	0102	002
			AWR	ALTAI WILD RYE	0102	002
			*--FAC	ARCTARED FESCUE	0102	002--*
			ARG	ARGENTINE BAHIA	0102	002
			BAH	BAHALIA	0102	002
			BHI	BAHIA	0102	002
			BER	BEARDLESS WILDRYE	0102	002
			BGC	BENT, COLONIAL	0102	002
			BCR	BENT, CREEPING	0102	002
			BCM	BERMUDA, COMMON	0102	002
			BCS	BERMUDA, COASTAL	0102	002
			BBL	BIG BLUE	0102	002
			BLB	BIG BLUESTEM	0102	002
			BPG	BLUE PANIC	0102	002
			BWR	BLUE WILD RYEGRASS	0102	002
			CBG	BLUEGRASS, CANADIAN	0102	002
			BLK	BLUEGRASS, KENTUCKY	0102	002
			BLH	BLUEGRASS, ROUGH	0102	002
			BLR	BLUEGRASS, RUGBY	0102	002
			***	***	***	***
			BLJ	BLUEJOINT	0102	002
			BJR	BLUEJOINT REEDGRASS	0102	002
			BLG	BLUESTEM, GORDO	0102	002
			BLL	BLUESTEM, LITTLE	0102	002
			BLM	BLUESTEM, MEDIO	0102	002
			BOW	BLUESTEM, OLD WORLD	0102	002
			BLS	BLUESTEM, SAND	0102	002
			BLY	BLUESTEM, YELLOW	0102	002
			BOS	BOSIOSKI WILD RYE	0102	002
			BRM	BROME, MOUNTAIN	0102	002
			BRP	BROME, POLAR	0102	002
			BRR	BROME, REGAR	0102	002

2008 Crop Groups (Continued)

Code	Crop	Eligible Intended Use	Type Abbr	Type Name	Pay Crop	Pay Type
0102	GRASS	GZ	BUF	BUFFALO	0102	002
			BFF	BUFFEL	0102	002
			CFB	CALIFORNIA BROME	0102	002
			*--RCW	CANADIAN WILD RYE	0102	002--*
			CAN	CANARY	0102	002
			CBY	CANBY	0102	002
			CEN	CENTIPEDE	0102	002
			CRG	CRABGRASS	0102	002
			CFG	CREEPING FOXTAIL, GARRISON	0102	002
			DAL	DALLIS	0102	002
			EAS	EASTERN GAMAGRASS	0102	002
			EME	EMERALD	0102	002
			***	***	***	***
			FCH	FESCUE, CHEWING	0102	002
			FSH	FESCUE, HARD	0102	002
			FME	FESCUE, MEADOW	0102	002
			FRE	FESCUE, RED	0102	002
			***	***	***	***
			FRO	FESCUE, ROUGH	0102	002
			FTA	FESCUE, TALL	0102	002
			GBM	GEORGE BLACK MEDIC	0102	002
			GBU	GRAMA, BLUE	0102	002
			GBH	GRAMA, BLUE HACHITA	0102	002
			GBL	GRAMA, BLUE LOVINGTON	0102	002
			GHA	GRAMA, HAIRY	0102	002
			GSO	GRAMA, SIDE OATS	0102	002
			GNE	GREEN NEEDLE	0102	002
			GPG	GREEN PANIC	0102	002
			GST	GREEN SPRANGLE TOP	0102	002
			HON	HONTAX	0102	002
			HBG	HYBRID BENT	0102	002
			BGH	HYBRID BERMUDA	0102	002

2008 Crop Groups (Continued)

Code	Crop	Eligible Intended Use	Type Abbr	Type Name	Pay Crop	Pay Type
0102	GRASS	GZ	IDA	IDAHO FESCUE	0102	002
			ING	INDIAN	0102	002
			IRG	INDIAN RICEGRASS	0102	002
			JOH	JOHNSON	0102	002
			JOS	JOSE TALL WHEATGRASS	0102	002
			JUN	JUNEGRASS	0102	002
			KEN	KENTUCKY 31 FESCUE	0102	002
			KLB	KLEBERG BLUESTEM	0102	002
			KLE	KLEIN	0102	002
			LER	LERIOPE	0102	002
			LIM	LIMOSINE	0102	002
			*--LMP	LIMPO GRASS	0102	002--*
			LMS	LOVEGRASS, MASON SANDHILL	0102	002
			LSA	LOVEGRASS, SAND	0102	002
			LWE	LOVEGRASS, WEeping	0102	002
			MAG	MAGNAR	0102	002
			MAT	MATUA	0102	002
			MBG	MEADOW	0102	002
			MUT	MUTTON	0102	002
			NAG	NATIVE	0102	002
			NAT	NEEDLE AND THREAD	0102	002
			NEW	NEWHY HYBRID WHEATGRASS	0102	002
			HNC	NORCOAST TUFTED HAIRGRASS	0102	002
			HNT	NORTRAN TUFTED HAIRGRASS	0102	002
			ORG	ORCHARD	0102	002
			PAM	PAMPAS	0102	002
			PBL	PLAINS BLUE STEMS	0102	002
			PJG	PRAIRIE JUNE	0102	002
			PLB	PLAINS BRISTLE	0102	002
			PRA	PRAIRIE	0102	002
PRD	PRAIRIE DROPSEED	0102	002			
PRS	PRARIE SANDREED	0102	002			
RRA	RATIBITA, RED	0102	002			
RDT	REDTOP	0102	002			
RCA	REED CANARY	0102	002			
RHO	RHODES	0102	002			



2008 Crop Groups (Continued)

Code	Crop	Eligible Intended Use	Type Abbr	Type Name	Pay Crop	Pay Type
0102	GRASS	GZ	RAN	RYE, ANNUAL	0102	002
			RIN	RYE, INTERMEDIATE	0102	002
			RPE	RYE, PERENNIAL	0102	002
			RRW	RYE, RUSSIAN WILD	0102	002
			SAI	SAINFOIN	0102	002
			STA	SAINT AUGUSTINE	0102	002
			SDB	SANDBERG BLUEGRASS	0102	002
			SEC	SECAR BLUEBUNCH	0102	002
			SMB	SMALL BURNETT	0102	002
			SMO	SMOOTH BROME	0102	002
			SUD	SUDAN	0102	002
			SUN	SUN	0102	002
			SWI	SWITCH	0102	002
			TSW	THICK SPIKE WHEATGRASS	0102	002
			TIM	TIMOTHY	0102	002
			TRL	TRAILHEAD BASIN	0102	002
			TBW	TRAILHEAD BASIN WILD RYE	0102	002
			TRU	TRUDANE	0102	002
			THG	TUFTED HAIRGRASS	0102	002
			TBL	TUNDRA BLUEGRASS	0102	002
			WBB	WHEAT GRASS, BLUE BUNCH	0102	002
			WCR	WHEAT GRASS, CRESTED	0102	002
			WRG	WHEAT GRASS, EGYPTIAN	0102	002
			WIN	WHEAT GRASS, INTERMEDIATE	0102	002
			WPU	WHEAT GRASS, PUBESCENT	0102	002
			WRF	WHEAT GRASS, RUF FAIRWAY CRESTED	0102	002
			WSI	WHEAT GRASS, SIBERIAN	0102	002
			WSL	WHEAT GRASS, SLENDER	0102	002
			WST	WHEAT GRASS, STREAMBANK	0102	002
			WTA	WHEAT GRASS, TALL	0102	002
			WWE	WHEAT GRASS, WESTERN	0102	002
			***	***	***	***
			WPR	WHITE PRAIRIE CLOVER	0102	002
***	***	***	***			
WIL	WILMON LOVEGRASS	0102	002			
ZOY	ZOYSIA	0102	002			

2008 Crop Groups (Continued)

Code	Crop	Eligible Intended Use	Type Abbr	Type Name	Pay Crop	Pay Type
0102	GRASS	SO	ALK	ALKALAI	0102	003
			AWR	ALTAI WILD RYE	0102	003
			*--FAC	ARCTARED FESCUE	0102	003--*
			ARG	ARGENTINE BAHIA	0102	003
			BAH	BAHALIA	0102	003
			BHI	BAHIA	0102	003
			BER	BEARDLESS WILDRYE	0102	003
			BGC	BENT, COLONIAL	0102	003
			BCR	BENT, CREEPING	0102	003
			BCM	BERMUDA, COMMON	0102	003
			BCS	BERMUDA, COASTAL	0102	003
			BBL	BIG BLUE	0102	003
			BLB	BIG BLUESTEM	0102	003
			BPG	BLUE PANIC	0102	003
			BWR	BLUE WILD RYEGRASS	0102	003
			CBG	BLUEGRASS, CANADIAN	0102	003
			BLK	BLUEGRASS, KENTUCKY	0102	003
			BLH	BLUEGRASS, ROUGH	0102	003
			BLR	BLUEGRASS, RUGBY	0102	003
			***	***	***	***
			BLJ	BLUEJOINT	0102	003
			BJR	BLUEJOINT REEDGRASS	0102	003
			BLG	BLUESTEM, GORDO	0102	003
			BLL	BLUESTEM, LITTLE	0102	003
			BLM	BLUESTEM, MEDIO	0102	003
			BOW	BLUESTEM, OLD WORLD	0102	003
			BLS	BLUESTEM, SAND	0102	003
			BLY	BLUESTEM, YELLOW	0102	003
			BOS	BOSIOSKI WILD RYE	0102	003
			BRM	BROME, MOUNTAIN	0102	003
			BRP	BROME, POLAR	0102	003
			BRR	BROME, REGAR	0102	003

2008 Crop Groups (Continued)

Code	Crop	Eligible Intended Use	Type Abbr	Type Name	Pay Crop	Pay Type
0102	GRASS	SO	BUF	BUFFALO	0102	003
			BFF	BUFFEL	0102	003
			CFB	CALIFORNIA BROME	0102	003
			*--RCW	CANADIAN WILD RYE	0102	003--*
			CAN	CANARY	0102	003
			CBY	CANBY	0102	003
			CEN	CENTIPEDE	0102	003
			CRG	CRABGRASS	0102	003
			CFG	CREEPING FOXTAIL, GARRISON	0102	003
			DAL	DALLIS	0102	003
			EAS	EASTERN GAMAGRASS	0102	003
			EME	EMERALD	0102	003
			***	***	***	***
			FCH	FESCUE, CHEWING	0102	003
			FSH	FESCUE, HARD	0102	003
			FME	FESCUE, MEADOW	0102	003
			FRE	FESCUE, RED	0102	003
			***	***	***	***
			FRO	FESCUE, ROUGH	0102	003
			FTA	FESCUE, TALL	0102	003
			GBM	GEORGE BLACK MEDIC	0102	003
			GBU	GRAMA, BLUE	0102	003
			GBH	GRAMA, BLUE HACHITA	0102	003
			GBL	GRAMA, BLUE LOVINGTON	0102	003
			GHA	GRAMA, HAIRY	0102	003
			GSO	GRAMA, SIDE OATS	0102	003
			GNE	GREEN NEEDLE	0102	003
			GPG	GREEN PANIC	0102	003
			GST	GREEN SPRANGLE TOP	0102	003
			HON	HONTAX	0102	003
HBG	HYBRID BENT	0102	003			
BGH	HYBRID BERMUDA	0102	003			

2008 Crop Groups (Continued)

Code	Crop	Eligible Intended Use	Type Abbr	Type Name	Pay Crop	Pay Type
0102	GRASS	SO	IDA	IDAHO FESCUE	0102	003
			ING	INDIAN	0102	003
			IRG	INDIAN RICEGRASS	0102	003
			JOH	JOHNSON	0102	003
			JOS	JOSE TALL WHEATGRASS	0102	003
			JUN	JUNEGRASS	0102	003
			KEN	KENTUCKY 31 FESCUE	0102	003
			KLB	KLEBERG BLUESTEM	0102	003
			KLE	KLEIN	0102	003
			LER	LERIOPE	0102	003
			LIM	LIMOSINE	0102	003
			*--LMP	LIMPO GRASS	0102	001--*
			LMS	LOVEGRASS, MASON SANDHILL	0102	003
			LSA	LOVEGRASS, SAND	0102	003
			LWE	LOVEGRASS, WEeping	0102	003
			MAG	MAGNAR	0102	003
			MAT	MATUA	0102	003
			MBG	MEADOW	0102	003
			MUT	MUTTON	0102	003
			NAG	NATIVE	0102	003
			NAT	NEEDLE AND THREAD	0102	003
			NEW	NEWHY HYBRID WHEATGRASS	0102	003
			HNC	NORCOAST TUFTED HAIRGRASS	0102	003
			HNT	NORTRAN TUFTED HAIRGRASS	0102	003
			ORG	ORCHARD	0102	003
			PAM	PAMPAS	0102	003
			PBL	PLAINS BLUE STEMS	0102	003
			PJG	PRAIRIE JUNE	0102	003
			PLB	PLAINS BRISTLE	0102	003
			PRA	PRAIRIE	0102	003
PRD	PRAIRIE DROPSEED	0102	003			
PRS	PRARIE SANDREED	0102	003			
RRA	RATIBITA, RED	0102	003			
RDT	REDTOP	0102	003			
RCA	REED CANARY	0102	003			
RHO	RHODES	0102	003			

2008 Crop Groups (Continued)

Code	Crop	Eligible Intended Use	Type Abbr	Type Name	Pay Crop	Pay Type
0102	GRASS	SO	RAN	RYE, ANNUAL	0102	003
			RIN	RYE, INTERMEDIATE	0102	003
			RPE	RYE, PERENNIAL	0102	003
			RRW	RYE, RUSSIAN WILD	0102	003
			SAI	SAINFOIN	0102	003
			STA	SAINT AUGUSTINE	0102	003
			SDB	SANDBERG BLUEGRASS	0102	003
			SEC	SECAR BLUEBUNCH	0102	003
			SMB	SMALL BURNETT	0102	003
			SMO	SMOOTH BROME	0102	003
			SUD	SUDAN	0102	003
			SUN	SUN	0102	003
			SWI	SWITCH	0102	003
			TSW	THICK SPIKE WHEATGRASS	0102	003
			TIM	TIMOTHY	0102	003
			TRL	TRAILHEAD BASIN	0102	003
			TBW	TRAILHEAD BASIN WILD RYE	0102	003
			TRU	TRUDANE	0102	003
			THG	TUFTED HAIRGRASS	0102	003
			TBL	TUNDRA BLUEGRASS	0102	003
			WBB	WHEAT GRASS, BLUE BUNCH	0102	003
			WCR	WHEAT GRASS, CRESTED	0102	003
			WRG	WHEAT GRASS, EGYPTIAN	0102	003
			WIN	WHEAT GRASS, INTERMEDIATE	0102	003
			WPU	WHEAT GRASS, PUBESCENT	0102	003
			WRF	WHEAT GRASS, RUF FAIRWAY CRESTED	0102	003
			WSI	WHEAT GRASS, SIBERIAN	0102	003
			WSL	WHEAT GRASS, SLENDER	0102	003
			WST	WHEAT GRASS, STREAMBANK	0102	003
			WTA	WHEAT GRASS, TALL	0102	003
			WWE	WHEAT GRASS, WESTERN	0102	003
			***	***	***	***
			WPR	WHITE PRAIRIE CLOVER	0102	003
***	***	***	***			
WIL	WILMON LOVEGRASS	0102	003			
ZOY	ZOYSIA	0102	003			

2008 Crop Groups (Continued)

Code	Crop	Eligible Intended Use	Type Abbr	Type Name	Pay Crop	Pay Type
4000	GREENS	FH PR RS	COL	COLLARDS	4000	001
		SD SE	COM	COMMON KALE	4000	001
		FH PR RS	RAP	RAPE/RAPINI/CHINESE BROCCOLI	4000	001
		SD GZ				
		FH PR RS	ARU	ARUGULA	4000	003
		SD	ASI	ASIAN	4000	001
			CHN	CHINESE MUSTARD	4000	*--003--*
			CHI	CHINESE SPINACH/AMARANTH	4000	001
			CRE	CRESSIE	4000	001
			CUR	CURLY ENDIVE	4000	001
			DAN	DANDELIONS	4000	003
			ESC	ESCAROLE	4000	001
			EDF	FRIZEE/BELGIAN ENDIVE	4000	001
			GRN	GREEN SWISSCHARD	4000	002
			HYB	HYBRID MUSTARD	4000	002
			LEF	LEAF SPINACH	4000	001
			MIZ	MIZUNA/JAPANESE MUSTARD	4000	001
			OMS	OPEN POLLINATED MUSTARD	4000	001
			ORA	ORACH	4000	001
			PER	PERILLA/SHISO/JAPANESE BASIL	4000	001
			RED	RED SWISSCHARD	4000	001
			SHA	SHANGHI BOK CHOY	4000	001
			SHC	SHUM CHOY	4000	001
			SOR	SORRELL	4000	003
	SUK	SUK GAT	4000	001		
	TOC	TOC CHOY	4000	001		
	TUR	TURNIP	4000	001		
	VIN	VINE SPINACH	4000	001		
	WAT	WATER SPINACH	4000	001		
	YUC	YU CHOY	4000	001		
1167	*--GUANABANA/ SOURSOP--*	FH			1167	001
0134	GUAR	SD			0134	001
0498	GUAVA	FH PR			0498	001
1299	GUAVABERRY	FH			1299	001
0376	HAZEL NUTS	BLANK			0376	001

2008 Crop Groups (Continued)

Code	Crop	Eligible Intended Use	Type Abbr	Type Name	Pay Crop	Pay Type
5000	HERBS	FH PR	CAC	CACAO	5000	001
		FH PR SD	HYA	ANISE HYSSOP	5000	001
			BAS	BASIL	5000	005
			BAY	BAY LEAF	5000	005
			BOR	BORAGE	5000	002
			BUC	BU CHOO/GARLIC CHIVES	5000	001
			CWY	CARAWAY	5000	001
			CAR	CARDOON	5000	001
			CHI	CHIVES	5000	005
			CIL	CILANTRO/CORIANDER	5000	001
			HYC	COMMON HYSSOP	5000	001
			DIL	DILL	5000	001
			FNL	FENNEL/ANISE	5000	001
			FEN	FENUGREEK	5000	001
			LMG	LEMONGRASS	5000	006
			MAR	MARJORAM	5000	007
			MNT	MINT	5000	005
			MTA	MINT APPLE	5000	001
			NAT	NATIVE SPEARMINT	5000	006
			ORE	OREGANO	5000	007
			***	***	***	***
			PEP	PEPPERMINT	5000	008
			REC	RECAO	5000	001
			ROS	ROSEMARY	5000	007
			SAG	SAGE	5000	007
			SAV	SAVORY	5000	001
			SCO	SCOTCH SPEARMINT	5000	008
			TAR	TARRAGON	5000	005
		THY	THYME	5000	007	
		*--FH PR RT SD	PAR	PARSLEY	5000	001--*
RT	GOB	GOBO	5000	001		

2008 Crop Groups (Continued)

Code	Crop	Eligible Intended Use	Type Abbr	Type Name	Pay Crop	Pay Type
1190	HONEY	NT TB			1190	001
0758	HONEYDEW	FH SD			0758	001
0138	HOPS	FH			0138	001
0090	HORSERADISH	*--FH PR RS SD--*			0090	001
0622	HUCKLEBERRIES	FH PR			0622	001
0440	INDIGO	FH			0440	001
1217	INDUSTRIAL RICE				1217	001
9030	ISRAEL MELONS	FH			9030	001
7037	JACK FRUIT	FH PR			7037	001
0522	JERUSALEM ARTICHOKE	FH			0522	001
0490	JOJOBA	BLANK			0490	001
0019	KAMUT	GR			0019	001
0489	KENAF	BLANK FH			0489	001
0463	KIWIFRUIT	FH PR			0463	001
2002	KOCHIA (PROSTRATA)	FG SD			2002	001
		GZ			2002	002



2008 Crop Groups (Continued)

Code	Crop	Eligible Intended Use	Type Abbr	Type Name	Pay Crop	Pay Type
0374	KOHLRABI	FH GZ SD			0374	001
9993	KOREAN GOLDEN MELON	FH			9993	001
0473	KUMQUATS	FH PR			0473	001
0377	LEEKs	FH SD			0377	001
0035	LEMONS	FH PR			0035	001
0401	LENTILS	DE FG GZ			0401	001
0273	LESPEDAZA	FG SD			*--0102	001
		GZ			0102--*	002
0140	LETTUCE	FH SD	BIB	BIBB	0140	002
			BOS	BOSTON	0140	002
			BTR	BUTTERHEAD	0140	001
			CRS	CRISPHEAD	0140	001
			LEF	LEAF LETTUCE	0140	002
			RMW	ROMAINE LETTUCE	0140	002
0036	LIMES	FH PR	KEY	KEY	0036	001
			MEX	MEXICAN	0036	001
			TAH	TAHITI LIMES	0036	001
8004	LONGAN	FH PR			8004	001
8005	LYCHEE (LITCHI)	FH			8005	001
0469	MACADAMIA NUTS	BLANK			0469	001
0464	MANGOS	FH PR			0464	001

\*--2008 Crop Groups (Continued)

Code	Crop	Eligible Intended Use	Type Abbr	Type Name	Pay Crop	Pay Type
7208	MANGOSTEEN	FH PR			7208	001
0100	MAPLE SAP	PR			0100	001
9904	MAYHAW BERRIES	FH PR			9904	001
0793	MEADOWFOAM	SD			0793	001
8139	MELONGENE	FH SD			8139	001
1294	MESPLE	FH PR			1294	001
0080	MILLET	FG GR GZ SD	COM	COMMON	0080	001
			DOP	DOVE PROSO	0080	001
0296	MIXED FORAGE	FG SD	AGM	ALFALFA GRASS MIXTURE	0296	001
			ASG	ALFALFA SMALL GRAIN INTERSEEDED	0296	001
			GMA	GRASS MIX-BELOW 25% ALFALFA	0296	001
			SSG	GRASS/SMALL GRAIN INTERSEEDING	0102	001
			OTP	HAY OATS AND PEAS	0102	001
			LCG	LEGUME/COARSE GRAIN	0102	001
			LGM	LEGUME/GRASS MIXTURE	0102	001
			LSG	LEGUME/SMALL GRAIN	0102	001
			LGG	LEGUME/SMALL GRAIN/GRASS	0102	001
			NSG	NATIVE GRASS INTERSEEDED	0102	001
			ICG	2 OR MORE INTERSEEDED COARSE GRAINS	0102	001
			IGS	2 OR MORE INTERSEEDED GRASS MIX	0102	001
			MSG	2 OR MORE INTERSEEDED SMALL GRAINS	0102	001
			LEG	2 OR MORE LEGUMES INTERSEEDED	0102	001

--\*

2008 Crop Groups (Continued)

Code	Crop	Eligible Intended Use	Type Abbr	Type Name	Pay Crop	Pay Type
0296	MIXED FORAGE	GZ	AGM	ALFALFA GRASS MIXTURE	0102	002
			ASG	ALFALFA SMALL GRAIN INTERSEEDED	0102	002
			GMA	GRASS MIX-BELOW 25% ALFALFA	0102	002
			SSG	GRASS/SMALL GRAIN INTERSEEDING	0102	002
			OTP	HAY OATS AND PEAS	0102	002
			LCG	LEGUME/COARSE GRAIN	0102	002
			LGM	LEGUME/GRASS MIXTURE	0102	002
			LSG	LEGUME/SMALL GRAIN	0102	002
			LGG	LEGUME/SMALL GRAIN/GRASS	0102	002
			NSG	NATIVE GRASS INTERSEEDED	0102	002
			ICG	2 OR MORE INTERSEEDED COARSE GRAINS	0102	002
			IGS	2 OR MORE INTERSEEDED GRASS MIX	0102	002
			MSG	2 OR MORE INTERSEEDED SMALL GRAINS	0102	002
			LEG	2 OR MORE LEGUMES INTERSEEDED	0102	002
3001	MOLLUSK	FH PR	ABA	ABALONE	3001	001
			BAY	BAY SCALLOPS	3001	001
			GRO	GROWOUT CLAMS	3001	001
			MUS	*--MUSSELS--*	3001	001
			NUR	NURSERY CLAMS	3001	001
			OYS	OYSTERS	3001	002
			RAC	RACEWAY CLAMS	3001	001
0370	MULBERRIES	FH JU			0370	001
0403	MUSHROOMS	FH PR	COM	COMMON	0403	001
			SHI	SHITAKE	0403	001
0130	MUSTARD	SD	BWN	BROWN	0130	001
			ORN	ORIENTAL	0130	001
			YEL	YELLOW	0130	001
0250	NECTARINES	FH PR			0250	001
1010	NURSERY	BLANK	CON	CONTAINER	1010	001
			FLD	FIELD	1010	001

2008 Crop Groups (Continued)

Code	Crop	Eligible Intended Use	Type Abbr	Type Name	Pay Crop	Pay Type
0016	OATS	FG GZ	HUL	HULLESS	0016	002
			SPR	SPRING	0016	002
			WTR	WINTER	0016	002
		GR	HUL	HULLESS	0016	001
			SPR	SPRING	0016	001
			WTR	WINTER	0016	001
		SD	SPR	SPRING	0016	001
			WTR	WINTER	0016	001
		0286	OKRA	FH PR SD		
0501	OLIVES	OL PR			0501	001
0142	ONIONS	SD	HYB	HYBRID	0142	005
			OPN	OPEN POLLINATED	0142	006
		FH GZ PR SE	BEL	* * * BUNCHING	0142	001
			FWY	FALL PLANTED WHITE & YELLOW	0142	001
			GRN	GREEN	0142	002
			LWP	LITTLE WHITE PEARL	0142	003
			RED	REDS	0142	001
			STR	STORAGE	0142	004
			SWE	SWEET EARLY	0142	001
			SWL	SWEET LATE	0142	001
			TLW	TOKYO LONG WHITE BUNCH	0142	002
			WHT	WHITES	0142	001
			YHY	YELLOW HYBRID	0142	001
0023	ORANGES	FH JU PR	BLT	BLOOD AND TOERH	0023	001
			CAL	CALAMONDIN	0023	001
			ERL	EARLY	0023	001
			ETM	EARLY/MIDSEASON	0023	001
			LAT	LATE	0023	001
			MND	MANDARINS	0023	002
			NAV	NAVEL	0023	002
			SWT	SWEET	0023	001
			TMP	TEMPLE	0023	001
			VLN	VALENCIA	0023	003

2008 Crop Groups (Continued)

Code	Crop	Eligible Intended Use	Type Abbr	Type Name	Pay Crop	Pay Type
0181	PAPAYA	FH JU ***	***	***	***	***
			RED	RED (MEXICAN)	0181	001
			YEL	YELLOW	0181	002
0338	PARSNIP	FH SD	HYB	HYBRID	0338	001
			OPN	OPEN POLLINATED	0338	002
0502	PASSION FRUITS	FH			0502	001
0034	PEACHES	FH PR RS	CLI	CLING	0034	003
			FRE	FREESTONE	0034	002
			SCE	SF CLING EARLIES	0034	001
			SCL	SF CLING LATE	0034	001
			SCP	SF CLING EXT EARLY	0034	001
			SCX	SF CLING EXT LATE	0034	001
0075	PEANUTS	GP HP NP	RUN	RUNNER	0075	001
			SPE	SOUTHEAST SPANISH	0075	001
			SPW	SOUTHWEST SPANISH	0075	001
			VAL	VALENCIA	0075	001
			VIR	VIRGINIA	0075	001
0144	PEARS	FH *** PR RS	ANJ	ANJOU	0144	001
			ASN	ASIAN	0144	001
			BLT	BARTLETT	0144	001
			BOS	BOSC	0144	001
			CMC	COMICE	0144	001
			COM	COMMON	0144	001
			SPC	SPECIALITY	0144	002
0067	PEAS	FG GZ SD	CHK	CHICKLING (VETCH)	0067	001
		DE FG GZ SD	AUS	AUSTRIAN	0067	001
			GRN	GREEN	0067	001
			WSD	WRINKLED SEED	0067	001
			YEL	YELLOW VARIETY	0067	001
		DE FG SD	UMA	UMATILLA	0067	001

2008 Crop Groups (Continued)

Code	Crop	Eligible Intended Use	Type Abbr	Type Name	Pay Crop	Pay Type
0067	PEAS	DE FG FH PR SD	BLE	BLACK EYE	0067	002
			BUT	BUTTER	0067	005
			CAL	CALEY	0067	001
			CHI	CHINA	0067	001
			COW	COW	0067	001
			CRM	CREAM	0067	001
			CRO	CROWDER	0067	001
			ENG	ENGLISH	0067	001
			FLT	FLAT	0067	001
			MIN	MINI	0067	001
			PIG	PIGEON	0067	004
			PHL	PURPLE HULL	0067	003
			RON	RONDO	0067	001
			SNA	SNAP	0067	003
			SNO	SNOW	0067	006
		SOA	SOUTHERN ACRE	0067	001	
				*--DE FG FH GZ PR SD--*	SPK	SPECKLED/COLORED
		DE FG FH LT PR SD	SUG	SUGAR	0067	004
0146	PECANS	BLANK	IMP	IMPROVED	0146	002
			NAT	NATIVE	0146	001
0083	PEPPERS	FH PR SD SE	ANA	ANAHEIM	0083	002
			BAN	BANANA	0083	002
			CAY	CAYENNE	0083	004
			CUB	CUBANELLS	0083	006
			FIN	FINGERHOTS	0083	001
			GOU	GOURMET MINI	0083	001
			GRC	GREEN CHILI	0083	006
			GRN	GREEN BELL	0083	005
			HAB	HABANERO	0083	006

2008 Crop Groups (Continued)

Code	Crop	Eligible Intended Use	Type Abbr	Type Name	Pay Crop	Pay Type
0083	PEPPERS	FH PR SD SE	HTC	HOT CHERRY	0083	003
			ITA	ITALIAN	0083	001
			JAL	JALAPENO	0083	005
			LNG	LONG JOHNS	0083	001
			MIN	*--MINI	0083	001
			ORD	ORIENTAL RED	0083	001
			ORS	ORIENTAL SWEET	0083	004
			PAP	PAPRIKA	0083	001
			PEP	PEPINO	0083	005
			PIM	PIMENTO	0083	001
			POB	POBLANO	0083	001
			RED	RED CHILI	0083	007
			SPT	SPORT	0083	001
			SWC	SWEET CHERRY	0083	005
TOB	TOBASCO--*	0083	004			
9033	PERENNIAL PEANUTS	FG			9033	001
		GZ			9033	002
0465	PERSIMMONS	FH PR			0465	001
0185	PINEAPPLE	FH PR	ABA	ABACAXI/SUGAR LOAF	0185	001
			QUN	QUEEN	0185	001
			RED	RED SPANISH	0185	001
			SMO	SMOOTH	0185	001
0470	PISTACHIOS	BLANK			0470	001
0186	PLANTAIN	FH	COM	COMMON	0186	001
			MAR	MARICONGO	0186	001
			SHT	SHORT	0186	001
			SUP	SUPER	0186	001

2008 Crop Groups (Continued)

Code	Crop	Eligible Intended Use	Type Abbr	Type Name	Pay Crop	Pay Type
0466	PLUMCOTS	FH RS			0466	001
0254	PLUMS	FH PR RS	ERL	EARLY	0254	001
			LAT	LATE	0254	001
			MID	MIDSEASON	0254	001
*--0135	POHOLE	FH			0135	001--*
0467	POMEGRANATES	FH JU PR			0467	001
0084	POTATOES	FH PR SD	FIN	FINGERLING	0084	001
			IRS	IRISH	0084	002
			RED	REDS	0084	001
			RUS	RUSSETS	0084	001
			SPC	SPECIALITY	0084	001
			WHT	WHITES	0084	001
			YEL	YELLOW	0084	001
0086	PRUNES	FH PR RS			0086	001
0906	PUMMELO	FH PR			0906	001
0147	PUMPKINS	FH PR SD	CHI	CHINESE	0147	001
			CUS	CUSHAW	0147	004
			GHO	GHOST	0147	001
			HOD	HOWDEN	0147	002
			JAC	JACK-O-LANTERN	0147	001
			KOB	KOBACHA/CALABAZA	0147	001
			MAM	MAMMOTH	0147	001
			MIN	MINI	0147	003
			SUG	SUGAR	0147	005
0468	QUINCES	FH PR			0468	001



2008 Crop Groups (Continued)

Code	Crop	Eligible Intended Use	Type Abbr	Type Name	Pay Crop	Pay Type
0716	QUINOA	*--FH, GR--*			0716	001
0148	RADISHES	FH SD	CHI	CHINESE	0148	002
			DAI	DAIKON	0148	003
			HYB	HYBRID	0148	002
			KOR	KOREAN	0148	001
			OPN	OPEN POLLINATED	0148	003
0037	RAISINS	BLANK			0037	001
7164	RAMBUTAN	FH PR RS SD			7164	001
0129	RAPESEED	SD			0129	001
0335	RHUBARB	FH PR RS			0335	001
0018	RICE	BLANK	LGR	LONG GRAIN	0018	001
			MGR	MEDIUM GRAIN	0018	001
			SGR	SHORT GRAIN	0018	001
0904	RICE, SWEET	BLANK			0904	001
0641	RICE, WILD	BLANK			0641	001
0339	RUTABAGA	FH PR SD			0339	001
0094	RYE	GR SD			0094	001
		FG GZ			0094	002
0079	SAFFLOWER	FG SD			0079	001
8008	SAPODILLA	FH			8008	001

2008 Crop Groups (Continued)

Code	Crop	Eligible Intended Use	Type Abbr	Type Name	Pay Crop	Pay Type
0998	SAPOTE	FH PR	BLA	BLACK	0998	002
			MAM	MAMEY	0998	001
			WHI	WHITE	0998	002
8109	SCALLIONS	FH PR SD			8109	001
0396	SESAME	SD			0396	001
0533	SHALLOTS	FH SD			0533	001
0050	SORGHUM FORAGE	FG GZ ML PR SD SG	ALU	ALUM	0050	001
			CAN	CANE	0050	001
			SWT	SWEET	0050	001
		FG GZ SD	SUD	SUDEX	0050	001
0051	SORGHUM	FG GR GZ SD SG	GRS	GRAIN	0051	002
			HIG	HYBRID	0051	002
0052	SORGHUM DUAL PURPOSE	GR			0051	002
		FG GZ SG			0050	001
***	***	***			***	***
0081	SOYBEANS	FG FH GR GZ SD	COM	COMMON	0081	001
			EDA	EDAMAME	0081	002
			LER	LERADO	0081	001
0131	SPELTZ	FG GR GZ			0131	001
0760	SPRITE MELON	FH SD			0760	001

2008 Crop Groups (Continued)

Code	Crop	Eligible Intended Use	Type Abbr	Type Name	Pay Crop	Pay Type
0155	SQUASH	FH PR SD	ACN	ACORN	0155	001
			BAN	BANANA	0155	001
			BIT	BITTERMELON	0155	*--004--*
			BTR	BUTTERCUP	0155	001
			BTT	BUTTERNUT	0155	001
			CHY	CHAYOTE	0155	*--004--*
			CRK	CROOKNECK	0155	001
			DNG	DUNGUA	0155	001
			MOQ	MOQUA	0155	*--003
			OPO	OPO	0155	005
			SNG	SINGUA	0155	003--*
			SPG	SPAGHETTI	0155	001
			SUM	SUMMER	0155	*--002--*
			SUN	SUNBURST	0155	001
WTR	WINTER	0155	001			
ZUC	ZUCCHINI	0155	*--002--*			
0154	STRAWBERRIES	FH PR RS SE			0154	001
0039	SUGAR BEETS	PR SD			0039	001
0038	SUGARCANE	FH PR			0038	001
0078	SUNFLOWERS	FG GR SD	NON	CONFECTIONARY	0078	001
			OIL	OIL	0078	002
0156	SWEET POTATOES	FH PR SD SE	BEA	BEAUREGARD	0156	001
			COV	COVINGTON	0156	001
			DIA	DIANNE	0156	001
			GAR	GARNET	0156	001
			GEO	GEORGIA RED	0156	001
			GSW	GOLDEN SWEET	0156	001
			HAN	HANNAH	0156	001
			HAT	HATTERAS	0156	001
			HER	HERNANDEZ	0156	001
			JPN	JAPANESE	0156	001
			JER	JERSEY	0156	001
			JWL	JEWEL	0156	001
			MAM	MAMEYA	0156	001
			ORI	ORIENTAL	0156	001
			RGL	RED GLOW	0156	001
			SBE	SWEET BONIATO	0156	001
SHA	SWEET HAYMAN	0156	001			
WHT	WHITE	0156	001			

2008 Crop Groups (Continued)

Code	Crop	Eligible Intended Use	Type Abbr	Type Name	Pay Crop	Pay Type
0024	TANGELOS	FH JU	MIN	MINNEOLA	0024	001
			ORL	ORLANDO	0024	001
0048	TANGERINES	FH JU RS	MUR	MURCOTTS	0048	001
0187	TANNIER	FH	PUR	PURPLE	0187	001
			RAS	RASCANA	0187	001
			WHT	WHITE	0187	001
			YEL	YELLOW	0187	001
0535	TARO	FH	CHI	CHINESE	0535	001
			GIA	GIANT	0535	001
			POI	POI	0535	001
			XAN	XANTHOSOMA	0535	001
*--0179	TEA	PR			0179	001
1223	TEFF	GR			1223	001
		FG			0102	001
		GZ			0102	002--*
7158	TOMATILLOS	FH PR			7158	001
0087	TOMATOES	FH PR RS SD	CHR	CHERRY	0087	004
			GRN	GREEN	0087	002
			GRP	GRAPE	0087	005
			HYB	HYBRID	0087	002
			JPN	JAPANESE	0087	001
			PLM	PLUM	0087	003
YEL	YELLOW	0087	001			

2008 Crop Groups (Continued)

Code	Crop	Eligible Intended Use	Type Abbr	Type Name	Pay Crop	Pay Type
0158	TRITICALE	GR SD			0158	001
		FG GZ			0158	002
0160	TURNIPS	FH GZ PR SD	HYB	HYBRID	0160	001
			OPN	OPEN POLLINATED	0160	001
1295	VANILLA	BLANK			1295	001
0435	VETCH	FG SD	CIC	CICER MILKVETCH	0102	001
			COM	COMMON	0102	001
			CRW	CROWN	0102	001
			HRY	HAIRY	0102	001
		GZ	CIC	CICER MILKVETCH	0102	002
			COM	COMMON	0102	002
			CRW	CROWN	0102	002
			HRY	HAIRY	0102	002
0029	WALNUTS	BLANK	BLK	BLACK	0029	001
			ENG	ENGLISH	0029	002
0613	WATER CRESS	FH PR			0613	001
0757	WATERMELON	FH SD	COM	COMMON	0757	001
			*--PER	PERSONAL/MINI	0757	001
			JUB	JUBILEE	0757	001
			CRM	CRIMSON SWEET	0757	001--*
			SUG	ICE BOX/SUGAR BABIES	0757	001
			SED	SEEDLESS	0757	002
			STR	STRIPED	0757	001
7302	WAX JAMBOO FRUIT	FH			7302	001

2008 Crop Groups (Continued)

Code	Crop	Eligible Intended Use	Type Abbr	Type Name	Pay Crop	Pay Type
0011	WHEAT	GR SD	HAD	HARD AMBER DURUM	0011	001
			HRS	HARD RED SPRING	0011	001
			HRW	HARD RED WINTER	0011	001
			HWR	HARD WHITE WINTER	0011	001
			HWS	HARD WHITE SPRING	0011	001
			SRW	SOFT RED WINTER	0011	001
			SWS	SOFT WHITE SPRING	0011	001
			SWW	SOFT WHITE WINTER	0011	001
		FG GZ	HAD	HARD AMBER DURUM	0011	002
			HRS	HARD RED SPRING	0011	002
			HRW	HARD RED WINTER	0011	002
			HWR	HARD WHITE WINTER	0011	002
			HWS	HARD WHITE SPRING	0011	002
			SRW	SOFT RED WINTER	0011	002
			SWS	SOFT WHITE SPRING	0011	002
			SWW	SOFT WHITE WINTER	0011	002
0188	YAM	*--FH PR--*	DMD	DIAMOND	0188	001
			HAB	HABANERO	0188	001
			PUR	PURPLE	0188	001
			SWT	SWEET	0188	001
0695	YU CHA	FG PR RS SD			0695	001

**\*--2009 Crop Groups**

This table lists the 2009 crop codes, names, type abbreviations, eligible intended uses, pay crop codes, and pay type codes for completing CCC-471.

<b>Code</b>	<b>Crop</b>	<b>Eligible Intended Use</b>	<b>Type Abbr</b>	<b>Type Name</b>	<b>Pay Crop</b>	<b>Pay Type</b>
0027	ALFALFA	FG SD			0027	001
		GZ			0102	002
3003	ALGAE	FH PR	OGO	OGO (RED)	3003	001
0028	ALMONDS	BLANK			0028	001
9032	ALOE VERA	BLANK SD			9032	001
0516	AMARANTH GRAIN	GR			0516	001
0054	APPLES	FH JU PR RS	COM	COMMON	0054	001
			SPC	SPECIALTY	0054	001
0326	APRICOTS	FH PR RS			0326	001
0458	ARTICHOKES	FH PR SD			0458	001
0104	ASPARAGUS	FH PR RS SD			0104	001
0997	ATEMOYA	FH PR			0997	001
0106	AVOCADOS	FH PR			0106	001
0111	BAMBOO SHOOTS	FH PR			0111	001

--\*

2009 Crop Groups (Continued)

Code	Crop	Eligible Intended Use	Type Abbr	Type Name	Pay Crop	Pay Type
0173	BANANAS	FH PR	BAB	BABY	0173	001
			BFB	BLUEFIELD	0173	001
			BRZ	BRAZILIAN	0173	001
			CVB	CAVENDISH	0173	001
			JON	JOHNSON	0173	001
			*-THA	THAI	0173	001--*
0091	BARLEY	FG GZ	HUL	HULLESS	0091	002
			SPR	SPRING	0091	002
			WXY	WAXY	0091	002
			WTR	WINTER	0091	002
		*--GR SD--*	HUL	HULLESS	0091	001
			SPR	SPRING	0091	001
			WXY	WAXY	0091	001
			WTR	WINTER	0091	001
0047	BEANS	DE SD	ADZ	ADZUKI	0047	001
			CAS	CASTOR	0047	001
			LUP	LUPINE	0047	001
		*--DE FG SD--*	MUN	MUNG	0047	001
		DE FG FH PR SD	ANA	ANASAZI	0047	002
			BBL	BABY LIMA	0047	001
			BTU	BLACK TURTLE	0047	001
			BUT	BUTTER	0047	002
			CHI	CHINESE STRING	0047	003
			CRA	CRANBERRY	0047	001
			DRK	DARK RED KIDNEY	0047	001
			FAV	FAVA	0047	002
			FSW	FLAT SMALL WHITE	0047	001
			GAD	*--GARBANZO, SMALL DESI	0047	001
			GAR	GARBANZO, LARGE KABULI--*	0047	001
			*--GAS	GARBANZO, SMALL KABULI	0047	001--*
			GBF	GREEN BABY FRENCH	0047	001
			GRN	GREEN	0047	001
GTN	GREAT NORTHERN		0047	001		
JAC	JACOBS CATTLE	0047	003			
KEB	KENTUCKY BLUE	0047	001			
KIN	KINTOKI	0047	001			



2009 Crop Groups (Continued)

Code	Crop	Eligible Intended Use	Type Abbr	Type Name	Pay Crop	Pay Type
*-- 0047 --*	BEANS	DE FG FH PR SD	LGL	LARGE LIMA	0047	002
			LON	LONG	0047	002
			LRK	LIGHT RED KIDNEY	0047	001
			MRW	MARROW	0047	001
			MYO	MYOTHE	0047	001
			OCT	OCTOBER	0047	003
			PAP	PAPDAI VALOR	0047	004
			PEA	PEA/NAVY	0047	001
			PLC	POLE COLOMBUS	0047	001
			PLE	POLE	0047	002
			PNK	PINK	0047	001
			PNT	PINTO	0047	001
			ROM	ROMA	0047	003
			SHL	SHELLI	0047	001
			SMR	SMALL RED	0047	001
			SMW	SMALL WHITE	0047	001
			SOL	SOLDIER	0047	003
			SUL	SULFUR	0047	001
			TEB	TEBO	0047	001
			TIG	TIGER EYE KIDNEY	0047	001
VEL	VELVET	0047	001			
WAX	SNAP WAX	0047	001			
WHR	WHITE HALF RUNNER	0047	002			
WHT	WHITE ADZUKI	0047	001			
WIN	WING	0047	004			
WKD	WHITE KIDNEY	0047	001			
YEY	YELLOW EYE	0047	003			
YRD	YARDLONG	0047	001			

2009 Crop Groups (Continued)

Code	Crop	Eligible Intended Use	Type Abbr	Type Name	Pay Crop	Pay Type
0642	BEETS	FH PR SD SE	HYB	HYBRID	0642	001
			OPN	OPEN POLLINATED	0642	001
0355	BIRDSFOOT/ TREFOIL	FG SD GZ			0102	001
					0102	002
0108	BLUEBERRIES	FH PR	HBS	HIGHBUSH	0108	001
			LWB	LOW BUSH	0108	001
			RAB	RABBITEYE	0108	001
1290	BREADFRUIT	FH			1290	001
0905	BROCCOFLOWER	FH PR SD			0905	001
0110	BROCCOLI	FH PR SD SE			0110	001
0112	BRUSSEL SPROUTS	FH PR SD			0112	001
0114	BUCKWHEAT	GR SD			0114	001
0116	CABBAGE	FH PR SD SE	CHO	CHOY	0116	001
			HYB	HYBRID	0116	001
			NAP	NAPA	0116	001
			OPN	OPEN POLLINATED	0116	002
			RED	RED	0116	001
			*--SAV	SAVOY	0116	001--*
1166	CAIMITO	FH PR			1166	001
9999	CALABAZA MELON	FH			9999	001
9056	CALALOO	FH			9056	001
0033	CAMELINA	PR SD			0033	001

2009 Crop Groups (Continued)

Code	Crop	Eligible Intended Use	Type Abbr	Type Name	Pay Crop	Pay Type
9998	CANARY MELON	FH SD			9998	001
6000	CANE BERRIES	FH PR	APC	APACHE	6000	001
			ARA	ARAPAHO	6000	001
			BLK	BLACK RASPBERRIES	6000	003
			BOY	BOYSEN BERRIES	6000	001
			CAS	CASCADE BERRIES	6000	001
			CHI	CHICKASAW	6000	001
			CHT	CHESTER BLACKBERRIES	6000	002
			EVG	EVERGREEN BLACKBERRIES	6000	002
			KIO	KIOWA/OUACHITA	6000	001
			KOT	KOTATA BLACKBERRIES	6000	001
			LOG	LOGAN BERRIES	6000	001
			MAR	MARION BERRIES	6000	001
			NAT	NATCHEZ	6000	001
			NAV	NAVAHO	6000	001
			OLA	OLALLIE BERRIES	6000	001
			RED	RED RASPBERRIES	6000	003
			TAY	TAY BERRIES	6000	001
			TRI	TRIPLE CROWN BLACKBERRIES	6000	001
0711	CANOLA	*--FG SD--*	FAL	FALL SEEDED	0711	001
			SPR	SPRING	0711	001
0759	CANTALOUPE	FH SD			0759	001
0999	CARAMBOLA (STARFRUIT)	FH			0999	001
0120	CARROTS	FH PR	HYB	HYBRID	0120	001
			MNE	MINI	0120	001
			OPN	OPEN POLLINATED	0120	001
		SD	HYB	HYBRID	0120	003
			OPN	OPEN POLLINATED	0120	002
9997	CASABA MELON	FH			9997	001
1291	CASHEW	BLANK			1291	001
0174	CASSAVA	FH	BGE	BEIGE	0174	001
			WHT	WHITE	0174	001

2009 Crop Groups (Continued)

Code	Crop	Eligible Intended Use	Type Abbr	Type Name	Pay Crop	Pay Type
0124	CAULIFLOWER	FH PR SD			0124	001
0509	CELERIAC	FH PR SD			0509	001
0126	CELERY	FH PR SD			0126	001
8045	CHERIMOYA	FH			8045	001
0128	CHERRIES	FH PR	SWT	SWEET	0128	002
			TRT	TART	0128	001
0375	CHESTNUTS	BLANK FH			0375	001
0840	CHIA	FH PR RS			0840	001
0511	CHICORY/RADICCHIO	FH RS	COM	COMMON	0511	001
			WIT	WITLOOF	0511	001
9996	CHINESE BITTER MELON	FH			9996	001
7321	CHRISTMAS TREES	FH	AFG	AFGHAN PINE	7321	001
			ARI	ARIZONA CYPRESS	7321	001
			AUS	AUSTRIAN PINE	7321	001
			BAL	BALSAM FIR	7321	001
			BLU	BLUE SPRUCE	7321	001
			CAN	CANAAN FIR	7321	001
			CAR	CAROLINA SAPPHIRE	7321	001
			COL	COLORADO BLUE SPRUCE	7321	001
			CON	CONCOLOR FIR	7321	001
			DOU	DOUGLAS	7321	001
			*--ENG	ENGLEMAN SPRUCE	7321	001--*
			FRA	FRASIER FIR	7321	001
			*--KOR	KOREAN FIR	7321	001--*
			LEY	LEYLAND	7321	001
			*--MEY	MEYER SPRUCE	7321	001--*
			NOB	NOBLE FIR	7321	001
			NOR	NORWAY SPRUCE	7321	001
			NRD	NORDMAN FIR	7321	001
			RED	RED CEDAR	7321	001
			SCO	SCOTCH PINE	7321	001
VAP	VIRGINIA PINE	7321	001			
WHT	WHITE SPRUCE	7321	001			
WPN	WHITE PINE NORWAY	7321	001			

2009 Crop Groups (Continued)

Code	Crop	Eligible Intended Use	Type Abbr	Type Name	Pay Crop	Pay Type
1298	CINNAMON	BLANK			1298	001
9995	CITRON MELON	FH			9995	001
0265	CLOVER	FG SD	ALS	ALSIKE	0102	001
			ALC	ALYCE	0102	001
			AHD	ARROWHEAD	0102	001
			*--BAL	BALL	0102	001--*
			BER	BERSEEM	0102	001
			CRM	CRIMSON	0102	001
			KUR	KURA	0102	001
			MAM	MAMMOTH	0102	001
			PPR	PURPLE PRAIRIE	0102	001
			RED	RED	0102	001
			SUB	SUB	0102	001
			WHT	WHITE	0102	001
		YEL	YELLOW	0102	001	
		GZ	ALS	ALSIKE	0102	002
			ALC	ALYCE	0102	002
			AHD	ARROWHEAD	0102	002
			*--BAL	BALL	0102	002--*
			BER	BERSEEM	0102	002
			CRM	CRIMSON	0102	002
			KUR	KURA	0102	002
			MAM	MAMMOTH	0102	002
			PPR	PURPLE PRAIRIE	0102	002
			RED	RED	0102	002
			SUB	SUB	0102	002
WHT	WHITE		0102	002		
YEL	YELLOW	0102	002			

\*--2009 Crop Groups (Continued)

Code	Crop	Eligible Intended Use	Type Abbr	Type Name	Pay Crop	Pay Type
0175	COCONUTS	FH			0175	001
0176	COFFEE	PR	ARA	ARABICA	0176	001
			LIB	LIBERICA	0176	001
			ROB	ROBUSTA	0176	001
0041	CORN	FG GR SD	AMY	AMYLOSE	0041	001
		FG GR GZ	RED	RED	0041	001
		FG GR GZ SD	WHE	WHITE	0041	001
			YEL	YELLOW	0041	001
		FG FH GR GZ	BLU	BLUE	0041	001
		PR SD	POP	POPCORN	0041	003
			SWT	SWEET	0041	002
			TRO	TROPICAL	0041	001
0022	COTTON, ELS	BLANK			0022	001
0021	COTTON, UPLAND	BLANK			0021	001
0714	CRAMBE	SD			0714	001
0058	CRANBERRIES	FH PR			0058	001
9994	CRENSHAW MELON	FH SD			9994	001

--\*

2009 Crop Groups (Continued)

Code	Crop	Eligible Intended Use	Type Abbr	Type Name	Pay Crop	Pay Type
3002	CRUSTACEAN	FH PR	CRA	CRAYFISH	3002	001
			CRB	CRAB	3002	001
			GOB	GOBO SHRIMP	3002	001
			LGE	LARGE SHRIMP	3002	001
			MED	MEDIUM SHRIMP	3002	001
			PRW	PRAWNS	3002	002
			SML	SMALL SHRIMP	3002	001
0132	CUCUMBERS	FH PR SD	COM	COMMON	0132	001
			ENG	ENGLISH	0132	001
			PKL	PICKLING	0132	002
0325	CURRENTS	FH PR			0325	001
0177	DASHEEN	FH	PUR	PURPLE	0177	001
			WHT	WHITE	0177	001
0496	DATES	FH PR			0496	001
0318	EGGPLANT	FH PR SD	CHE	CHERRY	0318	001
			EUR	EUROPEAN	0318	001
			MIN	MINI	0318	002
			ORN	ORIENTAL	0318	001
0032	ELDERBERRIES	FH PR	BSH	BRUSH HILLS	0032	001
			CHE	CHEROKEE	0032	001
			MIL	MILL CREEK	0032	001
0060	FIGS	FH	ADR	ADRIATIC	0060	001
			BMF	BLACK MISSION	0060	001
			*--BTK	BROWN TURKEY	0060	001--*
			CAL	CALIMYRNA	0060	002
			KDT	KADOTA	0060	002

2009 Crop Groups (Continued)

Code	Crop	Eligible Intended Use	Type Abbr	Type Name	Pay Crop	Pay Type
3000	FINFISH	FH PR	JAK	ALMACO JACK	3000	001
			AWA	AWA	3000	001
			BIG	BIGHEAD CARP	3000	001
			BLK	BLACK TILAPIA	3000	001
			BLU	BLUEGILL	3000	001
			CHN	CHANNEL CATFISH	3000	001
			CHI	CHINESE CARP	3000	001
			CNS	CHINESE CATFISH	3000	001
			CRP	CRAPPIE	3000	001
			DIP	DIPLOID AMUR	3000	001
			FLN	FLOUNDER	3000	001
			GUP	GUPPY	3000	003
			HAP	HAPLOCHROMINE TROPICAL	3000	001
			KOI	KOI CARP	3000	003
			LAM	LAMPROLOGUINE TROPICAL	3000	001
			LGE	LARGE MOUTH BASS	3000	001
			MBU	MBUNA CHICHLID TROPICAL	3000	001
			PER	PERCH	3000	001
			RDT	RED TILAPIA	3000	001
			RED	REDFISH	3000	001
			SHL	SHELLCRACK	3000	001
			SHU	SHUBUNKIN CARP	3000	002
			*--SML	SMALL MOUTH BASS	3000	001--*
			STR	STRIPED BASS	3000	001
			TAN	TANGANYIKA TROPICAL	3000	001
THD	THREADFIN SHAD	3000	001			
TRI	TRIPLOID AMUR	3000	001			
TRO	TROPICAL	3000	001			
TRT	TROUT	3000	001			
0031	FLAX	SD	COM	COMMON	0031	001
			LIN	LINOLA	0031	001



**\*--2009 Crop Groups (Continued)**

<b>Code</b>	<b>Crop</b>	<b>Eligible Intended Use</b>	<b>Type Abbr</b>	<b>Type Name</b>	<b>Pay Crop</b>	<b>Pay Type</b>
7501	FLOWERS	FH SE	SUN	SUNFLOWERS	7501	001
		FH SD SE	ACH	ACHILLEA	7501	001
			ACR	ACRONLIUM	7501	001
			AFV	AFRICAN VIOLET	7501	001
			AGA	AGAPANTHUS	7501	001
			AGR	AGERATUM	7501	001
			ALL	ALLIUM	7501	001
			ALS	ALSTROEMERIA	7501	001
			AMR	AMARANTH	7501	001
			AMA	AMARYLLIS	7501	001
			AMM	AMMOBIUM	7501	001
			ANM	ANEMONE	7501	001
			ANT	ANTHURIUM	7501	001
			ANO	ANTHURIUM OBAKE	7501	001
			ANP	ANTHURIUM PASTEL	7501	001
			ANR	ANTHURIUM RED	7501	001
			ART	ARTEMESIA	7501	001
			AST	ASTER	7501	001
			BAB	BABY'S BREATH	7501	001
			BAN	BANANA BLOOM	7501	001
			BAS	BANKSIA	7501	001
			BLD	BELLADONNA	7501	001
			BEL	BELLS OF IRELAND	7501	001
			BIR	BIRD OF PARADISE	7501	001
			BLS	BLACK EYED SUSANS	7501	001
			BLT	BLETILLA	7501	001
			BUP	BUPLEURUM	7501	001
			BUS	BUSH CLOVER	7501	001
			BUT	BUTTERFLY MILKWEED	7501	001
			CLL	CALLA LILY	7501	001
			CAL	CALLADIUM	7501	001
			CMM	CAMOMILE	7501	001

--\*

2009 Crop Groups (Continued)

Code	Crop	Eligible Intended Use	Type Abbr	Type Name	Pay Crop	Pay Type
7501	FLOWERS	FH SD SE	CAM	CAMPANELLE	7501	001
			CND	CANDY TUFT	7501	001
			CAN	CANNA LILY	7501	001
			CEL	CELESIA	7501	001
			CEO	CELOSIA PLUME	7501	001
			CNT	CENTAUREA	7501	001
			CBM	CENTAUREA BLACK MAGIC	7501	001
			CEN	CENTRANTHUS	7501	001
			CHR	CHERIMOYA	7501	001
			CHO	CHOCOLATE	7501	001
			CRS	CHRYSANTHEMUM	7501	001
			CHH	CHURCH	7501	001
			CIR	CIRISIUM	7501	001
			CLE	CLEMATIS	7501	001
			COC	COCKSCOMB	7501	001
			COL	COLEUS	7501	001
			CFL	CONEFLOWER	7501	001
			CRN	CORNFLOWER	7501	001
			COS	COSMOS	7501	001
			CRA	CRASPEDIA	7501	001
			CPG	CREEPING PHLOX	7501	001
			DAF	DAFFODIL	7501	001
			DAH	DAHLIA	7501	001
			*--DGE	DAISY GERBERA	7501	001--*
			DSG	DAISY GLORIOSA	7501	001
			DSM	DAISY MARGUERITE	7501	001
			DSS	DAISY SHASTA	7501	001
			*--LLD	DAY LILY	7501	001--*
			DEL	DELPHINIUM	7501	001
			ECH	ECHEVERIA	7501	001
			EDI	EDIBLE	7501	001
			ELE	ELEPHANT EAR	7501	001
			IVY	ENGLISH IVY FLOWER	7501	001
			EUC	EUCALYPTUS	7501	001
			EUP	EUPHORBIA	7501	001
			EPR	EVENING PRIMROSE	7501	001
			FSF	FALSE SUNFLOWER	7501	001
			FLA	FLAMINGO	7501	001
			FMN	FORGET-ME-NOT	7501	001
			FRE	FRESIA	7501	001
*--GAR	GARDENIA	7501	001--*			
GIL	GILIA	7501	001			
GIN	GINGER	7501	001			

2009 Crop Groups (Continued)

Code	Crop	Eligible Intended Use	Type Abbr	Type Name	Pay Crop	Pay Type
7501	FLOWERS	FH SD SE	GIP	GINGER PINK	7501	001
			GIR	GINGER RED	7501	001
			GPS	GYPSY	7501	001
			GLA	GLADIOLI	7501	001
			GOD	GODETIA	7501	001
			GOM	GOMPHRENA	7501	001
			GRG	GREEN GODDESS	7501	001
			GYP	GYPOCHILLA	7501	001
			HEF	HEATHER FIRECRACKER	7501	001
			HEM	HEATHER MELANTHRIA	7501	001
			HEP	HEATHER PERSOLUTA	7501	001
			HER	HEATHER REGEMINA	7501	001
			HLC	HELICHRYSUM	7501	001
			HLI	HELICONIA	7501	001
			HLP	HELICONIA PSITTACORM	7501	001
			HCC	HOLLYHOCK	7501	001
			HON	HONEYSUCKLE HALL'S	7501	001
			*--HYD	HYDRANGEA/HORTENSIA	7501	001--*
			LLN	ILIMA LANTERN	7501	001
			IRD	IRIS DUTCH	7501	001
			IRI	IRIS	7501	001
			KAL	KALANCHOE	7501	001
			KAN	KANGAROO PAW	7501	001
			LAR	LARKSPUR	7501	001
			LAV	LAVENDER	7501	001
			LEU	LEUCONDENDRON	7501	001
			LIA	LIATRIS	7501	001
			LIL	LILAC	7501	001
			LLA	LILY ASIATIC	7501	001
			LLE	LILY EASTER	7501	001
			LLO	LILY ORIENTAL	7501	001
			LIN	LINEUM	7501	001
			LIS	LISIANTHUS	7501	001
			LOB	LOBELIA	7501	001
LUP	LUPINE	7501	001			
LYC	LYCHNIS SCARLET	7501	001			
MAR	MARIGOLD	7501	001			
MIN	MINI JACKS	7501	001			
CNM	MINIATURE CARNATION	7501	001			
CUT	MIXED CUT	7501	001			
MOL	MOLLUCCELLA	7501	001			

\*--2009 Crop Groups (Continued)

Code	Crop	Eligible Intended Use	Type Abbr	Type Name	Pay Crop	Pay Type
7501	FLOWERS	FH SD SE	MND	MONARDA	7501	001
			MON	MONTBRETIA	7501	001
			MNC	MONTE CASINO	7501	001
			MTM	MOUNTAIN MINT	7501	001
			MYR	MYRTLE	7501	001
			NAR	NARCISSUS	7501	001
			NIG	NIGELA	7501	001
			NSO	NORTHERN SEA OATS	7501	001
			OFG	OLD FIELD GOLDENROD	7501	001
			OCC	ORCHID CATTLEYAS	7501	001
			OCY	ORCHID CYMBIDIUM	7501	001
			OCD	ORCHID DENDROBIUM	7501	001
			ODS	ORCHID DENDROBIUM SPRAY	7501	001
			OCM	ORCHID MOTH	7501	001
			OCP	ORCHID PHALAENOPSIS	7501	001
			ORO	ORNAMENTAL OKRA	7501	001
			ORP	ORNAMENTAL PEPPERS	7501	001
			PAN	PANSY	7501	001
			PEN	PENSTEMAN STRICTIS	7501	001
			PEO	PEONY	7501	001
			PLP	PETALSTEMUM	7501	001
			PET	PETUNIA	7501	001
			PRO	PROTEA	7501	001
			PYR	PYRETHRUM	7501	001
			QUN	QUEEN ANNE'S LACE	7501	001
			RAB	RANUNCULUS	7501	001
			ROS	ROSE	7501	001
			RHT	ROSE HYBRID TEA	7501	001
			RSM	ROSE MINIATURE	7501	001
			RSS	ROSE SWEETHEART	7501	001
			RUD	RUDBECKIA	7501	001
			SAL	SALVA	7501	001
			SCA	SCABIOSA	7501	001
			SCH	SCHIZOSTILIS	7501	001
SEA	SEAFOAM	7501	001			
SED	SEDAHLIA	7501	001			
SDM	SEDUM	7501	001			
SNP	SNAPDRAGON	7501	001			
SPD	SPIDERWORT	7501	001			
STR	STAR OF BETHLEHEM	7501	001			

--\*

\*--2009 Crop Groups (Continued)

Code	Crop	Eligible Intended Use	Type Abbr	Type Name	Pay Crop	Pay Type
7501	FLOWERS	FH SD SE	STD	STATICE DINUATA	7501	001
			STT	STATICE	7501	001
			STG	STATICE GERMAN	7501	001
			STF	STIFF GOLDENROD	7501	001
			STC	STOCK	7501	001
			STW	STRAWFLOWERS	7501	001
			SWM	SWAMP MILKWEED	7501	001
			SWA	SWEET ANNIE	7501	001
			SWP	SWEET PEA	7501	001
			SWW	SWEET WILLIAM	7501	001
			TAN	TANSY	7501	001
			THG	THISTLE GLOBE	7501	001
			TIG	TIGRIDIA	7501	001
			TRA	TRACHELIUM	7501	001
			TRI	TRITOMA	7501	001
			TUB	TUBEROSE	7501	001
			TUL	TULIP	7501	001
			UMB	UMBRELLA PLANT	7501	001
			VRB	VERBENA	7501	001
			VER	VERONICA	7501	001
WAT	WATER HYACINTH	7501	001			
WAX	WAXFLOWER	7501	001			
WLD	WILD GYP	7501	001			
WOD	WOOD LILIES	7501	001			
XER	XERANTHEMUM	7501	001			
YAR	YARROW	7501	001			
ZIN	ZINNIA	7501	001			
0125	FORAGE SOYBEAN/ SORGHUM	FG GZ			0125	001
0953	GAILON	FH PR RS SD			0953	001
0423	GARLIC	FH PR SD	COM	COMMON	0423	001
			ELE	ELEPHANT	0423	002
0178	GINGER	FH PR SD			0178	001
0089	GINSENG	FH SD			0089	001

--\*

2009 Crop Groups (Continued)

Code	Crop	Eligible Intended Use	Type Abbr	Type Name	Pay Crop	Pay Type
0424	GOOSEBERRIES	FH PR			0424	001
0322	GOURDS	FH PR SD	OKR	CHINESE OKRA	0322	001
0030	GRAPEFRUIT	FH JU PR	SRJ	RIO RED/STAR RUBY	0030	001
			RRJ	RUBY RED	0030	002
			SDY	SEEDY	0030	001
			WHT	WHITE	0030	001
0053	GRAPES	FH PR	*--ADA	ADALMIINA	0053	001--*
			AGL	AGLIANICA	0053	001
			ALB	ALICANTE-BOUSCHET	0053	002
			ALM	ALMERIA	0053	001
			AUR	AURORA	0053	001
			AUT	AUTUMN ROYAL	0053	001
			BAC	BACO NOIR	0053	001
			BAR	BARBERAS	0053	002
			BTY	BEAUTY SEEDLESS	0053	001
			BTA	BETA	0053	001
			BLM	BLACK MISSION	0053	001
			BLA	BLACK SEEDLESS	0053	001
			BSL	BLACK SPANISH/LENOIR	0053	001
			BDB	BLANC DUBOIS	0053	001
			BLN	BLANC SEEDLESS	0053	001
			BLU	BLUEBELL	0053	001
			BRI	BRIANNA	0053	001
			BUF	BUFFALO/RUBIANA	0053	001
			BUR	BURGER	0053	002
			CAB	CABERNET	0053	002
			CBF	CABERNET FRANC	0053	002
			CPF	CABERNET PFEFFER	0053	001
			CBS	CABERNET SAUVIGNON	0053	002
			CAL	CALMERIA	0053	002
			CAM	CAMBELL	0053	001
			CAD	CANADICE	0053	001
			CDR	CARDINAL	0053	001
			CAR	CARIGNANE	0053	002
			CRM	CARMENET	0053	001
			*--CMN	CARMINE	0053	001--*
			CAN	CARNELIAN	0053	002
			CAC	CASCADE	0053	001
CAS	CASTEL	0053	001			
CAT	CATAWBA	0053	001			

2009 Crop Groups (Continued)

Code	Crop	Eligible Intended Use	Type Abbr	Type Name	Pay Crop	Pay Type
0053	GRAPES	FH PR	CAY	CAYUGA	0053	002
			CMB	CHAMBOURCIN	0053	002
			CHN	CHANCELLOR	0053	002
			CHD	CHARDONEL	0053	001
			CHA	CHARDONNAY	0053	002
			CHE	CHELOIS	0053	001
			CHB	CHENIN BLANC	0053	002
			CHR	CHRISTMAS ROSE	0053	001
			CIN	CINSAUT	0053	001
			CLI	CLINTON	0053	001
			COB	COLOBEL	0053	001
			COL	COLUMBARD FRENCH	0053	002
			CON	CONCORD	0053	001
			CRN	COROT NOIR	0053	001
			COS	COUNOISE	0053	001
			COU	COURDURIC	0053	001
			CRI	CRIMSON	0053	001
			CSL	CRIMSON SEEDLESS	0053	001
			CYN	CYNTHIA	0053	001
			CYT	CYNTHIANA	0053	001
			DEC	DECHAUNAC	0053	001
			DEL	DELAWARE	0053	001
			DIA	DIAMOND	0053	001
			DOL	DOLCETTO	0053	001
			DRN	DORNFELDER	0053	001
			DUT	DUTCHESS	0053	001
			EDE	EDELWIESS	0053	001
			EIN	EINSETT	0053	001
			ELV	ELVIRA	0053	001
			EMR	EMERALD RIESLING	0053	001
			*--EMS	EMERALD SEEDLESS	0053	001--*
			EPP	EMPERORS	0053	001
			ESP	ESPIRIT	0053	001
			EXT	EXOTIC	0053	001
FAN	FANTASY	0053	001			
FST	FIESTA	0053	002			
FLS	FLAME SEEDLESS	0053	001			
FLR	FLORA	0053	001			
FOC	FOCH	0053	001			
FOS	FOSCH	0053	001			
FRE	FREDONIA	0053	001			

2009 Crop Groups (Continued)

Code	Crop	Eligible Intended Use	Type Abbr	Type Name	Pay Crop	Pay Type
0053	GRAPES	FH PR	FRO	FRONTENAC	0053	001
			FRG	FRONTENAL GRIS	0053	001
			GAB	GAMAY BEAUJOLAIS	0053	002
			GAM	GAMAY/NAPA GAMAY	0053	002
			GEN	GENEVA RED #7	0053	001
			GEW	GEWURTZTRAMINER	0053	002
			GRH	GREEN HUNGARIAN	0053	001
			GRE	GRENACHE	0053	002
			GRY	GREY RIESLING	0053	001
			HIM	HIMROD	0053	001
			ISA	ISABELLA	0053	001
			ITA	ITALIA	0053	001
			IVE	IVES	0053	001
			JPT	JUPITER	0053	001
			KAY	KAY GRAY	0053	001
			KER	KERNER	0053	001
			KON	KING OF NORTH	0053	001
			KYO	KYOHO	0053	001
			LCT	LACRESENT	0053	001
			LAC	LACROSSE	0053	001
			LAK	LAKEMONT	0053	001
			*--LON	LANDOT NOIR	0053	001--*
			LEM	LEMBERGER	0053	001
			LEO	LEON MILLOT/MILLOT	0053	001
			*--LOU	LOUISE SWENSON	0053	001--*
			MAL	MALBEC	0053	001
			MAB	MALVASIA BIANCA	0053	002
			MSB	MALVOISIE BLACK	0053	001
			MAC	MARCHEL FOCH	0053	001
			MAR	MARQUE	0053	001
			MRQ	MARQUETTE	0053	001
			MAS	MARS	0053	001
			MRS	MARSANNE	0053	001
			MAT	MATARO/MOUVEDRE	0053	001
			MDY	MELODY	0053	001
			MEL	MELON	0053	001
			MRT	MERLOT	0053	001
			MER	MERLOT	0053	002
			MEU	MEUNIER	0053	001
			MYR	MEYERS	0053	001
			*--MBS	MIDNIGHT BEAUTY/SUGRATHIRTEEN	0053	001--*
			MIS	MISSION	0053	002
			MOR	MISSOURI RIESLING	0053	001
MUL	MULLERTHURGAU	0053	001			
MUS	MUSCADINE	0053	001			



\*--2009 Crop Groups (Continued)

Code	Crop	Eligible Intended Use	Type Abbr	Type Name	Pay Crop	Pay Type
0053	GRAPES	FH PR	MUC	MUSCAT	0053	002
			MUB	MUSCAT BLANC/M. CANELLI	0053	002
			MUH	MUSCAT HAMBURG	0053	001
			MUA	MUSCAT OF ALEXANDER	0053	002
			MUO	MUSCAT OTTONEL	0053	001
			MUG	MUSCAT, GOLDEN	0053	001
			NEB	NEBBIOLO	0053	001
			NEP	NEPTUNE	0053	001
			NIA	NIAGARA	0053	002
			NWA	NOIRET	0053	001
			NOR	NORTON	0053	001
			NYA	NY76.0844.24	0053	001
			PGC	PALOMINO CHASSELAS	0053	002
			PAY	PAYON D'OR	0053	001
			PER	PERLETTE	0053	001
			PES	PETITA SIRAH	0053	002
			PEV	PETITA VARDOT	0053	002
			PAM	PETITE AMIE	0053	001
			PTB	PINOT BLANC	0053	002
			PTC	PINOT BLANC (SPARKLING WINE)	0053	001
			PGR	PINOT GRIS	0053	001
			PGS	PINOT GRIS (SPARKLING WINE)	0053	001
			PNO	PINOT NOIR	0053	002
			PNR	PINOT NOIR (SPARKLING WINE)	0053	001
			PSG	PINOT ST GEORGE	0053	001
			PRT	PORT	0053	001
			PRS	PRAIRIE STAR	0053	001
			PRE	PRESTINE SEEDLESS	0053	001
			PRM	PRIMITIVO	0053	001
			PRI	PRINCESS	0053	001
			RAV	RAVAT	0053	001
			RAY	RAYON D'OR	0053	001
			RDG	RED GLOBE	0053	002
			RML	RED MALAGA	0053	001
			SFR	RED SUFFOLK	0053	001
			RDZ	RED ZINFANDEL	0053	001
			RED	REDAL BLANC	0053	001
			REL	RELIANCE	0053	001
			RIB	RIBER	0053	001
			RIE	RIESLING	0053	002

--\*

2009 Crop Groups (Continued)

Code	Crop	Eligible Intended Use	Type Abbr	Type Name	Pay Crop	Pay Type
0053	GRAPES	FH PR	ROS	ROSETTE	0053	001
			ROU	ROUGEON	0053	001
			ROA	ROUSSANNE	0053	001
			RTY	ROYALTY	0053	002
			RBD	RUBIRED	0053	002
			RUC	RUBY CABERNET	0053	002
			RRS	RUBY RED SEEDLESS	0053	001
			RUB	RUBY SEEDLESS	0053	001
			*--SBV	SABREVOIS	0053	001--*
			SAL	SALVADOR	0053	001
			SAN	SANGIOVET/SANGIOVESE	0053	001
			SAT	SATURN	0053	001
			SAB	SAUVIGNON BLANC/FUME BLANC	0053	002
			SAU	SAUVIGNON VERT	0053	001
			SCH	SCHUREBE	0053	001
			SEM	SEMILLON	0053	002
			SEY	SEYVAL/SEYVAL VILLARD	0053	002
			SHN	SHERIDAN	0053	001
			SOM	SOMERSET SEEDLESS	0053	001
			SPI	SPIKE MUKLEY	0053	001
			STC	ST CROIX	0053	001
			STE	ST EMILION (UGNI BLANC)	0053	001
			STP	ST PEPIN	0053	001
			STV	ST VINCENT	0053	001
			*--SKS	STARKSTAR	0053	001--*
			STB	STEUBEN	0053	001
			STU	STUKEN	0053	001
			SUL	SULTANA	0053	001
			SUM	SUMMER ROYAL	0053	001
			SUN	SUNBELT	0053	001
			SSL	SUPERIOR SEEDLESS	0053	001
			*--SSC	SWEET SCARLET	0053	001--*
			SWE	SWENSON RED	0053	001
			SYL	SYLVANER	0053	001
			SYM	SYMPHONY	0053	002
			SYR	SYRAH/FRENCH SYRH SHIRAZ	0053	002
			TAN	TANNAT	0053	001
			TEM	TEMPRANILLO/VALDEPENAS	0053	001
			THP	THOMPSON SEEDLESS	0053	001
			TMD	TINTA MADERA	0053	001
			TOK	TOKAY	0053	002
			TRA	TRAMINETTE	0053	001
			VAL	VALIANT	0053	001
*--VMC	VALVIN MUSCAT	0053	001--*			
VAN	VANESSA	0053	001			
VNI	VENIFERA	0053	001			

2009 Crop Groups (Continued)

Code	Crop	Eligible Intended Use	Type Abbr	Type Name	Pay Crop	Pay Type
0053	GRAPES	FH PR	VNT	VENTURA	0053	001
			VEN	VENUS	0053	001
			VER	VERDELET BLANC	0053	001
			VDL	VIDAL	0053	001
			VDB	VIDAL BLANC	0053	002
			VIG	VIGNOLES	0053	002
			VBL	VILLARD BLANC	0053	002
			VNR	VILLARD NOIR	0053	002
			VIN	VINCENT	0053	001
			*--LBR	VITIS LABRUSCA	0053	001--*
			VVN	VITIS VINIFERA	0053	002
			VIV	VIVANT	0053	001
			VOI	VOIGNIER	0053	001
			WCY	WHITE CAYUGA	0053	001
			WML	WHITE MALAGA	0053	002
			WHR	WHITE RIESLING/JOHANNISBERG	0053	002
ZIN	ZINFANDEL	0053	002			

\*--2009 Crop Groups (Continued)

Code	Crop	Eligible Intended Use	Type Abbr	Type Name	Pay Crop	Pay Type
0102	GRASS	FG SD	ALK	ALKALAI	0102	001
			AWR	ALTAI WILD RYE	0102	001
			FAC	ARCTARED FESCUE	0102	001
			ARG	ARGENTINE BAHIA	0102	001
			BAH	BAHALIA	0102	001
			BHI	BAHIA	0102	001
			BER	BEARDLESS WILDRYE	0102	001
			BGC	BENT, COLONIAL	0102	001
			BCR	BENT, CREEPING	0102	001
			BCM	BERMUDA, COMMON	0102	001
			BCS	BERMUDA, COASTAL	0102	001
			BBL	BIG BLUE	0102	001
			BLB	BIG BLUESTEM	0102	001
			BPG	BLUE PANIC	0102	001
			BWR	BLUE WILD RYEGRASS	0102	001
			CBG	BLUEGRASS, CANADIAN	0102	001
			BLK	BLUEGRASS, KENTUCKY	0102	001
			BLH	BLUEGRASS, ROUGH	0102	001
			BLR	BLUEGRASS, RUGBY	0102	001
			BLJ	BLUEJOINT	0102	001
			BJR	BLUEJOINT REEDGRASS	0102	001
			BLG	BLUESTEM, GORDO	0102	001
			BLL	BLUESTEM, LITTLE	0102	001
			BLM	BLUESTEM, MEDIO	0102	001
			BOW	BLUESTEM, OLD WORLD	0102	001
			BLS	BLUESTEM, SAND	0102	001
			BLY	BLUESTEM, YELLOW	0102	001
			BOS	BOSIOSKI WILD RYE	0102	001
			BRM	BROME, MOUNTAIN	0102	001
			BRP	BROME, POLAR	0102	001
BRR	BROME, REGAR	0102	001			

--\*

\*--2009 Crop Groups (Continued)

Code	Crop	Eligible Intended Use	Type Abbr	Type Name	Pay Crop	Pay Type
0102	GRASS	FG SD	BUF	BUFFALO	0102	001
			BFF	BUFFEL	0102	001
			CFB	CALIFORNIA BROME	0102	001
			RCW	CANADIAN WILD RYE	0102	001
			CAN	CANARY	0102	001
			CBY	CANBY	0102	001
			CEN	CENTIPEDE	0102	001
			CRG	CRABGRASS	0102	001
			CFG	CREEPING FOXTAIL, GARRISON	0102	001
			DAL	DALLIS	0102	001
			EAS	EASTERN GAMAGRASS	0102	001
			EME	EMERALD	0102	001
			FCH	FESCUE, CHEWING	0102	001
			FSH	FESCUE, HARD	0102	001
			FME	FESCUE, MEADOW	0102	001
			FRE	FESCUE, RED	0102	001
			FRO	FESCUE, ROUGH	0102	001
			FTA	FESCUE, TALL	0102	001
			GBM	GEORGE BLACK MEDIC	0102	001
			GBU	GRAMA, BLUE	0102	001
			GBH	GRAMA, BLUE HACHITA	0102	001
			GBL	GRAMA, BLUE LOVINGTON	0102	001
			GHA	GRAMA, HAIRY	0102	001
			GSO	GRAMA, SIDE OATS	0102	001
			GNE	GREEN NEEDLE	0102	001
			GPG	GREEN PANIC	0102	001
			GST	GREEN SPRANGLE TOP	0102	001
			HON	HONTAX	0102	001
HBG	HYBRID BENT	0102	001			
BGH	HYBRID BERMUDA	0102	001			

--\*

2009 Crop Groups (Continued)

Code	Crop	Eligible Intended Use	Type Abbr	Type Name	Pay Crop	Pay Type
0102	GRASS	FG SD	IDA	IDAHO FESCUE	0102	001
			ING	INDIAN	0102	001
			IRG	INDIAN RICEGRASS	0102	001
			JOH	JOHNSON	0102	001
			JOS	JOSE TALL WHEATGRASS	0102	001
			JUN	JUNEGRASS	0102	001
			KEN	KENTUCKY 31 FESCUE	0102	001
			KLB	KLEBERG BLUESTEM	0102	001
			KLE	KLEIN	0102	001
			LER	LERIOPE	0102	001
			LIM	LIMOSINE	0102	001
			*--LMP	LIMPO GRASS	0102	001--*
			LMS	LOVEGRASS, MASON SANDHILL	0102	001
			LSA	LOVEGRASS, SAND	0102	001
			LWE	LOVEGRASS, WEeping	0102	001
			MAG	MAGNAR	0102	001
			MAT	MATUA	0102	001
			MBG	MEADOW	0102	001
			MUT	MUTTON	0102	001
			NAG	NATIVE	0102	001
			NAT	NEEDLE AND THREAD	0102	001
			NEW	NEWHY HYBRID WHEATGRASS	0102	001
			HNC	NORCOAST TUFTED HAIRGRASS	0102	001
			HNT	NORTRAN TUFTED HAIRGRASS	0102	001
			ORG	ORCHARD	0102	001
			PAM	PAMPAS	0102	001
			PBL	PLAINS BLUE STEMS	0102	001
			PJG	PRAIRIE JUNE	0102	001
			PLB	PLAINS BRISTLE	0102	001
			PRA	PRAIRIE	0102	001
			PRD	PRAIRIE DROPSEED	0102	001
			PRS	PRARIE SANDREED	0102	001
RRA	RATIBITA, RED	0102	001			
RDT	REDTOP	0102	001			
RCA	REED CANARY	0102	001			
RHO	RHODES	0102	001			

\*--2009 Crop Groups (Continued)

Code	Crop	Eligible Intended Use	Type Abbr	Type Name	Pay Crop	Pay Type
0102	GRASS	FG SD	RAN	RYE, ANNUAL	0102	001
			RIN	RYE, INTERMEDIATE	0102	001
			RPE	RYE, PERENNIAL	0102	001
			RRW	RYE, RUSSIAN WILD	0102	001
			SAI	SAINFOIN	0102	001
			STA	SAINT AUGUSTINE	0102	001
			SDB	SANDBERG BLUEGRASS	0102	001
			SEC	SECAR BLUEBUNCH	0102	001
			SMB	SMALL BURNETT	0102	001
			SMO	SMOOTH BROME	0102	001
			SUD	SUDAN	0102	001
			SUN	SUN	0102	001
			SWI	SWITCH	0102	001
			TSW	THICK SPIKE WHEATGRASS	0102	001
			TIM	TIMOTHY	0102	001
			TRL	TRAILHEAD BASIN	0102	001
			TBW	TRAILHEAD BASIN WILD RYE	0102	001
			TRU	TRUDANE	0102	001
			THG	TUFTED HAIRGRASS	0102	001
			TBL	TUNDRA BLUEGRASS	0102	001
			WBB	WHEAT GRASS, BLUE BUNCH	0102	001
			WCR	WHEAT GRASS, CRESTED	0102	001
			WRG	WHEAT GRASS, EGYPTIAN	0102	001
			WIN	WHEAT GRASS, INTERMEDIATE	0102	001
			WPU	WHEAT GRASS, PUBESCENT	0102	001
			WRF	WHEAT GRASS, RUF FAIRWAY CRESTED	0102	001
			WSI	WHEAT GRASS, SIBERIAN	0102	001
			WSL	WHEAT GRASS, SLENDER	0102	001
			WST	WHEAT GRASS, STREAMBANK	0102	001
			WTA	WHEAT GRASS, TALL	0102	001
WWE	WHEAT GRASS, WESTERN	0102	001			
WPR	WHITE PRAIRIE CLOVER	0102	001			
WIL	WILMON LOVEGRASS	0102	001			
ZOY	ZOYSIA	0102	001			

--\*

\*--2009 Crop Groups (Continued)

Code	Crop	Eligible Intended Use	Type Abbr	Type Name	Pay Crop	Pay Type
0102	GRASS	GZ	ALK	ALKALAI	0102	002
			AWR	ALTAI WILD RYE	0102	002
			FAC	ARCTARED FESCUE	0102	002
			ARG	ARGENTINE BAHIA	0102	002
			BAH	BAHALIA	0102	002
			BHI	BAHIA	0102	002
			BER	BEARDLESS WILDRYE	0102	002
			BGC	BENT, COLONIAL	0102	002
			BCR	BENT, CREEPING	0102	002
			BCM	BERMUDA, COMMON	0102	002
			BCS	BERMUDA, COASTAL	0102	002
			BBL	BIG BLUE	0102	002
			BLB	BIG BLUESTEM	0102	002
			BPG	BLUE PANIC	0102	002
			BWR	BLUE WILD RYEGRASS	0102	002
			CBG	BLUEGRASS, CANADIAN	0102	002
			BLK	BLUEGRASS, KENTUCKY	0102	002
			BLH	BLUEGRASS, ROUGH	0102	002
			BLR	BLUEGRASS, RUGBY	0102	002
			BLJ	BLUEJOINT	0102	002
			BJR	BLUEJOINT REEDGRASS	0102	002
			BLG	BLUESTEM, GORDO	0102	002
			BLL	BLUESTEM, LITTLE	0102	002
			BLM	BLUESTEM, MEDIO	0102	002
			BOW	BLUESTEM, OLD WORLD	0102	002
			BLS	BLUESTEM, SAND	0102	002
			BLY	BLUESTEM, YELLOW	0102	002
			BOS	BOSIOSKI WILD RYE	0102	002
			BRM	BROME, MOUNTAIN	0102	002
			BRP	BROME, POLAR	0102	002
BRR	BROME, REGAR	0102	002			

--\*



\*--2009 Crop Groups (Continued)

Code	Crop	Eligible Intended Use	Type Abbr	Type Name	Pay Crop	Pay Type
0102	GRASS	GZ	BUF	BUFFALO	0102	002
			BFF	BUFFEL	0102	002
			CFB	CALIFORNIA BROME	0102	002
			RCW	CANADIAN WILD RYE	0102	002
			CAN	CANARY	0102	002
			CBY	CANBY	0102	002
			CEN	CENTIPEDE	0102	002
			CRG	CRABGRASS	0102	002
			CFG	CREEPING FOXTAIL, GARRISON	0102	002
			DAL	DALLIS	0102	002
			EAS	EASTERN GAMAGRASS	0102	002
			EME	EMERALD	0102	002
			FCH	FESCUE, CHEWING	0102	002
			FSH	FESCUE, HARD	0102	002
			FME	FESCUE, MEADOW	0102	002
			FRE	FESCUE, RED	0102	002
			FRO	FESCUE, ROUGH	0102	002
			FTA	FESCUE, TALL	0102	002
			GBM	GEORGE BLACK MEDIC	0102	002
			GBU	GRAMA, BLUE	0102	002
			GBH	GRAMA, BLUE HACHITA	0102	002
			GBL	GRAMA, BLUE LOVINGTON	0102	002
			GHA	GRAMA, HAIRY	0102	002
			GSO	GRAMA, SIDE OATS	0102	002
			GNE	GREEN NEEDLE	0102	002
			GPG	GREEN PANIC	0102	002
			GST	GREEN SPRANGLE TOP	0102	002
			HON	HONTAX	0102	002
HBG	HYBRID BENT	0102	002			
BGH	HYBRID BERMUDA	0102	002			

--\*

2009 Crop Groups (Continued)

Code	Crop	Eligible Intended Use	Type Abbr	Type Name	Pay Crop	Pay Type
0102	GRASS	GZ	IDA	IDAHO FESCUE	0102	002
			ING	INDIAN	0102	002
			IRG	INDIAN RICEGRASS	0102	002
			JOH	JOHNSON	0102	002
			JOS	JOSE TALL WHEATGRASS	0102	002
			JUN	JUNEGRASS	0102	002
			KEN	KENTUCKY 31 FESCUE	0102	002
			KLB	KLEBERG BLUESTEM	0102	002
			KLE	KLEIN	0102	002
			LER	LERIOPE	0102	002
			LIM	LIMOSINE	0102	002
			*--LMP	LIMPO GRASS	0102	002--*
			LMS	LOVEGRASS, MASON SANDHILL	0102	002
			LSA	LOVEGRASS, SAND	0102	002
			LWE	LOVEGRASS, WEeping	0102	002
			MAG	MAGNAR	0102	002
			MAT	MATUA	0102	002
			MBG	MEADOW	0102	002
			MUT	MUTTON	0102	002
			NAG	NATIVE	0102	002
			NAT	NEEDLE AND THREAD	0102	002
			NEW	NEWHY HYBRID WHEATGRASS	0102	002
			HNC	NORCOAST TUFTED HAIRGRASS	0102	002
			HNT	NORTRAN TUFTED HAIRGRASS	0102	002
			ORG	ORCHARD	0102	002
			PAM	PAMPAS	0102	002
			PBL	PLAINS BLUE STEMS	0102	002
			PJG	PRAIRIE JUNE	0102	002
			PLB	PLAINS BRISTLE	0102	002
			PRA	PRAIRIE	0102	002
PRD	PRAIRIE DROPSEED	0102	002			
PRS	PRARIE SANDREED	0102	002			
RRA	RATIBITA, RED	0102	002			
RDT	REDTOP	0102	002			
RCA	REED CANARY	0102	002			
RHO	RHODES	0102	002			

\*--2009 Crop Groups (Continued)

Code	Crop	Eligible Intended Use	Type Abbr	Type Name	Pay Crop	Pay Type
0102	GRASS	GZ	RAN	RYE, ANNUAL	0102	002
			RIN	RYE, INTERMEDIATE	0102	002
			RPE	RYE, PERENNIAL	0102	002
			RRW	RYE, RUSSIAN WILD	0102	002
			SAI	SAINFOIN	0102	002
			STA	SAINT AUGUSTINE	0102	002
			SDB	SANDBERG BLUEGRASS	0102	002
			SEC	SECAR BLUEBUNCH	0102	002
			SMB	SMALL BURNETT	0102	002
			SMO	SMOOTH BROME	0102	002
			SUD	SUDAN	0102	002
			SUN	SUN	0102	002
			SWI	SWITCH	0102	002
			TSW	THICK SPIKE WHEATGRASS	0102	002
			TIM	TIMOTHY	0102	002
			TRL	TRAILHEAD BASIN	0102	002
			TBW	TRAILHEAD BASIN WILD RYE	0102	002
			TRU	TRUDANE	0102	002
			THG	TUFTED HAIRGRASS	0102	002
			TBL	TUNDRA BLUEGRASS	0102	002
			WBB	WHEAT GRASS, BLUE BUNCH	0102	002
			WCR	WHEAT GRASS, CRESTED	0102	002
			WRG	WHEAT GRASS, EGYPTIAN	0102	002
			WIN	WHEAT GRASS, INTERMEDIATE	0102	002
			WPU	WHEAT GRASS, PUBESCENT	0102	002
			WRF	WHEAT GRASS, RUF FAIRWAY CRESTED	0102	002
			WSI	WHEAT GRASS, SIBERIAN	0102	002
			WSL	WHEAT GRASS, SLENDER	0102	002
			WST	WHEAT GRASS, STREAMBANK	0102	002
			WTA	WHEAT GRASS, TALL	0102	002
WWE	WHEAT GRASS, WESTERN	0102	002			
WPR	WHITE PRAIRIE CLOVER	0102	002			
WIL	WILMON LOVEGRASS	0102	002			
ZOY	ZOYSIA	0102	002			

--\*

\*--2009 Crop Groups (Continued)

Code	Crop	Eligible Intended Use	Type Abbr	Type Name	Pay Crop	Pay Type
0102	GRASS	SO	ALK	ALKALAI	0102	003
			AWR	ALTAI WILD RYE	0102	003
			FAC	ARCTARED FESCUE	0102	003
			ARG	ARGENTINE BAHIA	0102	003
			BAH	BAHALIA	0102	003
			BHI	BAHIA	0102	003
			BER	BEARDLESS WILDRYE	0102	003
			BGC	BENT, COLONIAL	0102	003
			BCR	BENT, CREEPING	0102	003
			BCM	BERMUDA, COMMON	0102	003
			BCS	BERMUDA, COASTAL	0102	003
			BBL	BIG BLUE	0102	003
			BLB	BIG BLUESTEM	0102	003
			BPG	BLUE PANIC	0102	003
			BWR	BLUE WILD RYEGRASS	0102	003
			CBG	BLUEGRASS, CANADIAN	0102	003
			BLK	BLUEGRASS, KENTUCKY	0102	003
			BLH	BLUEGRASS, ROUGH	0102	003
			BLR	BLUEGRASS, RUGBY	0102	003
			BLJ	BLUEJOINT	0102	003
			BJR	BLUEJOINT REEDGRASS	0102	003
			BLG	BLUESTEM, GORDO	0102	003
			BLL	BLUESTEM, LITTLE	0102	003
			BLM	BLUESTEM, MEDIO	0102	003
			BOW	BLUESTEM, OLD WORLD	0102	003
			BLS	BLUESTEM, SAND	0102	003
			BLY	BLUESTEM, YELLOW	0102	003
			BOS	BOSIOSKI WILD RYE	0102	003
			BRM	BROME, MOUNTAIN	0102	003
			BRP	BROME, POLAR	0102	003
BRR	BROME, REGAR	0102	003			

--\*

\*--2009 Crop Groups (Continued)

Code	Crop	Eligible Intended Use	Type Abbr	Type Name	Pay Crop	Pay Type
0102	GRASS	SO	BUF	BUFFALO	0102	003
			BFF	BUFFEL	0102	003
			CFB	CALIFORNIA BROME	0102	003
			RCW	CANADIAN WILD RYE	0102	003
			CAN	CANARY	0102	003
			CBY	CANBY	0102	003
			CEN	CENTIPEDE	0102	003
			CRG	CRABGRASS	0102	003
			CFG	CREEPING FOXTAIL, GARRISON	0102	003
			DAL	DALLIS	0102	003
			EAS	EASTERN GAMAGRASS	0102	003
			EME	EMERALD	0102	003
			FCH	FESCUE, CHEWING	0102	003
			FSH	FESCUE, HARD	0102	003
			FME	FESCUE, MEADOW	0102	003
			FRE	FESCUE, RED	0102	003
			FRO	FESCUE, ROUGH	0102	003
			FTA	FESCUE, TALL	0102	003
			GBM	GEORGE BLACK MEDIC	0102	003
			GBU	GRAMA, BLUE	0102	003
			GBH	GRAMA, BLUE HACHITA	0102	003
			GBL	GRAMA, BLUE LOVINGTON	0102	003
			GHA	GRAMA, HAIRY	0102	003
			GSO	GRAMA, SIDE OATS	0102	003
			GNE	GREEN NEEDLE	0102	003
			GPG	GREEN PANIC	0102	003
			GST	GREEN SPRANGLE TOP	0102	003
HON	HONTAX	0102	003			
HBG	HYBRID BENT	0102	003			
BGH	HYBRID BERMUDA	0102	003			

--\*

2009 Crop Groups (Continued)

Code	Crop	Eligible Intended Use	Type Abbr	Type Name	Pay Crop	Pay Type
0102	GRASS	SO	IDA	IDAHO FESCUE	0102	003
			ING	INDIAN	0102	003
			IRG	INDIAN RICEGRASS	0102	003
			JOH	JOHNSON	0102	003
			JOS	JOSE TALL WHEATGRASS	0102	003
			JUN	JUNEGRASS	0102	003
			KEN	KENTUCKY 31 FESCUE	0102	003
			KLB	KLEBERG BLUESTEM	0102	003
			KLE	KLEIN	0102	003
			LER	LERIOPE	0102	003
			LIM	LIMOSINE	0102	003
			*--LMP	LIMPO GRASS	0102	003--*
			LMS	LOVEGRASS, MASON SANDHILL	0102	003
			LSA	LOVEGRASS, SAND	0102	003
			LWE	LOVEGRASS, WEeping	0102	003
			MAG	MAGNAR	0102	003
			MAT	MATUA	0102	003
			MBG	MEADOW	0102	003
			MUT	MUTTON	0102	003
			NAG	NATIVE	0102	003
			NAT	NEEDLE AND THREAD	0102	003
			NEW	NEWHY HYBRID WHEATGRASS	0102	003
			HNC	NORCOAST TUFTED HAIRGRASS	0102	003
			HNT	NORTRAN TUFTED HAIRGRASS	0102	003
			ORG	ORCHARD	0102	003
			PAM	PAMPAS	0102	003
			PBL	PLAINS BLUE STEMS	0102	003
			PJG	PRAIRIE JUNE	0102	003
			PLB	PLAINS BRISTLE	0102	003
			PRA	PRAIRIE	0102	003
PRD	PRAIRIE DROPSEED	0102	003			
PRS	PRARIE SANDREED	0102	003			
RRA	RATIBITA, RED	0102	003			
RDT	REDTOP	0102	003			
RCA	REED CANARY	0102	003			
RHO	RHODES	0102	003			

\*--2009 Crop Groups (Continued)

Code	Crop	Eligible Intended Use	Type Abbr	Type Name	Pay Crop	Pay Type
0102	GRASS	SO	RAN	RYE, ANNUAL	0102	003
			RIN	RYE, INTERMEDIATE	0102	003
			RPE	RYE, PERENNIAL	0102	003
			RRW	RYE, RUSSIAN WILD	0102	003
			SAI	SAINFOIN	0102	003
			STA	SAINT AUGUSTINE	0102	003
			SDB	SANDBERG BLUEGRASS	0102	003
			SEC	SECAR BLUEBUNCH	0102	003
			SMB	SMALL BURNETT	0102	003
			SMO	SMOOTH BROME	0102	003
			SUD	SUDAN	0102	003
			SUN	SUN	0102	003
			SWI	SWITCH	0102	003
			TSW	THICK SPIKE WHEATGRASS	0102	003
			TIM	TIMOTHY	0102	003
			TRL	TRAILHEAD BASIN	0102	003
			TBW	TRAILHEAD BASIN WILD RYE	0102	003
			TRU	TRUDANE	0102	003
			THG	TUFTED HAIRGRASS	0102	003
			TBL	TUNDRA BLUEGRASS	0102	003
			WBB	WHEAT GRASS, BLUE BUNCH	0102	003
			WCR	WHEAT GRASS, CRESTED	0102	003
			WRG	WHEAT GRASS, EGYPTIAN	0102	003
			WIN	WHEAT GRASS, INTERMEDIATE	0102	003
			WPU	WHEAT GRASS, PUBESCENT	0102	003
			WRF	WHEAT GRASS, RUF FAIRWAY CRESTED	0102	003
			WSI	WHEAT GRASS, SIBERIAN	0102	003
			WSL	WHEAT GRASS, SLENDER	0102	003
			WST	WHEAT GRASS, STREAMBANK	0102	003
			WTA	WHEAT GRASS, TALL	0102	003
WWE	WHEAT GRASS, WESTERN	0102	003			
WPR	WHITE PRAIRIE CLOVER	0102	003			
WIL	WILMON LOVEGRASS	0102	003			
ZOY	ZOYSIA	0102	003			

--\*

\*--2009 Crop Groups (Continued)

Code	Crop	Eligible Intended Use	Type Abbr	Type Name	Pay Crop	Pay Type	
4000	GREENS	FH PR RS SD SE	COL	COLLARDS	4000	001	
			COM	COMMON KALE	4000	001	
		FH PR RS SD	GZ	RAP	RAPE/RAPINI/CHINESE BROCCOLI	4000	001
				ARU	ARUGULA	4000	003
				ASI	ASIAN	4000	001
				CHN	CHINESE MUSTARD	4000	003
				CHI	CHINESE SPINACH/AMARANTH	4000	001
				CRE	CRESSIE	4000	003
				CUR	CURLY ENDIVE	4000	001
				DAN	DANDELIONS	4000	003
				ESC	ESCAROLE	4000	001
				EDF	FRIZEE/BELGIAN ENDIVE	4000	001
				GRN	GREEN SWISSCHARD	4000	002
				HYB	HYBRID MUSTARD	4000	002
				LEF	LEAF SPINACH	4000	001
				MIZ	MIZUNA/JAPANESE MUSTARD	4000	001
				OMS	OPEN POLLINATED MUSTARD	4000	001
				ORA	ORACH	4000	001
				PER	PERILLA/SHISO/JAPANESE BASIL	4000	001
				RED	RED SWISSCHARD	4000	001
SHA	SHANGHI BOK CHOY	4000	001				
SHC	SHUM CHOY	4000	001				
SOR	SORRELL	4000	003				
SUK	SUK GAT	4000	001				
TOC	TOC CHOY	4000	001				
TUR	TURNIP	4000	001				
VIN	VINE SPINACH	4000	001				
WAT	WATER SPINACH	4000	001				
YUC	YU CHOY	4000	001				
1167	GUANABANA/ SOURSOP	FH			1167	001	
0134	GUAR	SD			0134	001	
0498	GUAVA	FH PR			0498	001	
1299	GUAVABERRY	FH			1299	001	
0376	HAZEL NUTS	BLANK			0376	001	

--\*



2009 Crop Groups (Continued)

Code	Crop	Eligible Intended Use	Type Abbr	Type Name	Pay Crop	Pay Type
5000	HERBS	FH PR	CAC	CACAO	5000	001
		FH PR SD	HYA	ANISE HYSSOP	5000	001
			BAS	BASIL	5000	005
			BAY	BAY LEAF	5000	005
			BOR	BORAGE	5000	002
			BUC	BU CHOO/GARLIC CHIVES	5000	001
			CWY	CARAWAY	5000	001
			CAR	CARDOON	5000	001
			CHI	CHIVES	5000	005
			CIL	CILANTRO/CORIANDER	5000	001
			HYC	COMMON HYSSOP	5000	001
			DIL	DILL	5000	001
			FNL	FENNEL/ANISE	5000	001
			FEN	FENUGREEK	5000	001
			LMG	LEMONGRASS	5000	006
			MAR	MARJORAM	5000	007
			MNT	MINT	5000	005
			MTA	MINT APPLE	5000	001
			NAT	NATIVE SPEARMINT	5000	006
			ORE	OREGANO	5000	007
			***	***	***	***
			PEP	PEPPERMINT	5000	008
			REC	RECAO	5000	001
			ROS	ROSEMARY	5000	007
			SAG	SAGE	5000	007
			SAV	SAVORY	5000	001
			SCO	SCOTCH SPEARMINT	5000	008
			TAR	TARRAGON	5000	005
		THY	THYME	5000	007	
		*--FH PR RT SD	PAR	PARSLEY	5000	001--*
		RT	GOB	GOBO	5000	001

2009 Crop Groups (Continued)

Code	Crop	Eligible Intended Use	Type Abbr	Type Name	Pay Crop	Pay Type
1190	HONEY	NT TB			1190	001
0758	HONEYDEW	FH SD			0758	001
0138	HOPS	FH			0138	001
0090	HORSERADISH	*--FH PR RS SD--*			0090	001
0622	HUCKLEBERRIES	FH PR			0622	001
0440	INDIGO	FH			0440	001
1217	INDUSTRIAL RICE	BLANK			1217	001
9030	ISRAEL MELONS	FH			9030	001
7037	JACK FRUIT	FH PR			7037	001
0522	JERUSALEM ARTICHOKE	FH			0522	001
0490	JOJOBA	BLANK			0490	001
0019	KAMUT	GR			0019	001
0489	KENAF	BLANK FH			0489	001
0463	KIWIFRUIT	FH PR			0463	001
2002	KOCHIA (PROSTRATA)	FG SD			2002	001
		GZ			2002	002

\*--2009 Crop Groups (Continued)

Code	Crop	Eligible Intended Use	Type Abbr	Type Name	Pay Crop	Pay Type
0374	KOHLRABI	FH GZ SD			0374	001
9993	KOREAN GOLDEN MELON	FH			9993	001
0473	KUMQUATS	FH PR			0473	001
0377	LEEKs	FH SD			0377	001
0035	LEMONS	FH PR			0035	001
0401	LENTILS	DE FG GZ			0401	001
0273	LESPEDEZA	FG SD GZ			0102	001 002
0140	LETTUCE	FH SD	BIB BOS BTR CRS LEF RMW	BIBB BOSTON BUTTERHEAD CRISPHEAD LEAF ROMAINE	0140 0140 0140 0140 0140 0140	002 002 001 001 002 002
0036	LIMES	FH PR	KEY MEX TAH	KEY MEXICAN TAHITI LIMES	0036 0036 0036	001 001 001
8004	LONGAN	FH PR			8004	001
8005	LYCHEE (LITCHI)	FH			8005	001
0469	MACADAMIA NUTS	BLANK			0469	001
0464	MANGOS	FH PR			0464	001

--\*

\*--2009 Crop Groups (Continued)

Code	Crop	Eligible Intended Use	Type Abbr	Type Name	Pay Crop	Pay Type
7208	MANGOSTEEN	FH PR			7208	001
0100	MAPLE SAP	PR			0100	001
9904	MAYHAW BERRIES	FH PR			9904	001
0793	MEADOWFOAM	SD			0793	001
8139	MELONGENE	FH SD			8139	001
1294	MESPLE	FH PR			1294	001
0080	MILLET	FG GR GZ SD	COM	COMMON	0080	001
			DOP	DOVE PROSO	0080	001
0296	MIXED FORAGE	FG SD	AGM	ALFALFA GRASS MIXTURE	0296	001
			ASG	ALFALFA SMALL GRAIN INTERSEEDED	0296	001
			GMA	GRASS MIX-BELOW 25% ALFALFA	0296	001
			SSG	GRASS/SMALL GRAIN INTERSEEDING	0102	001
			OTP	HAY OATS AND PEAS	0102	001
			LCG	LEGUME/COARSE GRAIN	0102	001
			LGM	LEGUME/GRASS MIXTURE	0102	001
			LSG	LEGUME/SMALL GRAIN	0102	001
			LGG	LEGUME/SMALL GRAIN/GRASS	0102	001
			NSG	NATIVE GRASS INTERSEEDED	0102	001
			ICG	2 OR MORE INTERSEEDED COARSE GRAINS	0102	001
			IGS	2 OR MORE INTERSEEDED GRASS MIX	0102	001
			MSG	2 OR MORE INTERSEEDED SMALL GRAINS	0102	001
			LEG	2 OR MORE LEGUMES INTERSEEDED	0102	001

--\*

2009 Crop Groups (Continued)

Code	Crop	Eligible Intended Use	Type Abbr	Type Name	Pay Crop	Pay Type
0296	MIXED FORAGE	GZ	AGM	ALFALFA GRASS MIXTURE	0102	002
			ASG	ALFALFA SMALL GRAIN INTERSEEDED	0102	002
			GMA	GRASS MIX-BELOW 25% ALFALFA	0102	002
			SSG	GRASS/SMALL GRAIN INTERSEEDING	0102	002
			OTP	HAY OATS AND PEAS	0102	002
			LCG	LEGUME/COARSE GRAIN	0102	002
			LGM	LEGUME/GRASS MIXTURE	0102	002
			LSG	LEGUME/SMALL GRAIN	0102	002
			LGG	LEGUME/SMALL GRAIN/GRASS	0102	002
			NSG	NATIVE GRASS INTERSEEDED	0102	002
			ICG	2 OR MORE INTERSEEDED COARSE GRAINS	0102	002
			IGS	2 OR MORE INTERSEEDED GRASS MIX	0102	002
			MSG	2 OR MORE INTERSEEDED SMALL GRAINS	0102	002
			LEG	2 OR MORE LEGUMES INTERSEEDED	0102	002
3001	MOLLUSK	FH PR	ABA	ABALONE	3001	001
			BAY	BAY SCALLOPS	3001	001
			GRO	GROWOUT CLAMS	3001	001
			MUS	MUSSELS	3001	001
			NUR	NURSERY CLAMS	3001	001
			OYS	OYSTERS	3001	002
			RAC	RACEWAY CLAMS	3001	001
0370	MULBERRIES	FH JU			0370	001
0403	MUSHROOMS	FH PR	COM	COMMON	0403	001
			SHI	SHITAKE	0403	001
0130	MUSTARD	SD	BWN	BROWN	0130	001
			ORN	ORIENTAL	0130	001
			YEL	YELLOW	0130	001
0250	NECTARINES	*--FH	NEE	EARLY SEASON	0250	001
			NEL	LATE SEASON	0250	001
			NEM	MID SEASON	0250	001--*
		FH PR		0250	001	
1010	NURSERY	BLANK	CON	CONTAINER	1010	001
			FLD	FIELD	1010	001

\*--2009 Crop Groups (Continued)

Code	Crop	Eligible Intended Use	Type Abbr	Type Name	Pay Crop	Pay Type
0016	OATS	FG GZ	HUL	HULLESS	0016	002
			SPR	SPRING	0016	002
			WTR	WINTER	0016	002
		GR	HUL	HULLESS	0016	001
			SPR	SPRING	0016	001
			WTR	WINTER	0016	001
		SD	SPR	SPRING	0016	001
			WTR	WINTER	0016	001
		0286	OKRA	FH PR SD		
0501	OLIVES	OL PR			0501	001
0142	ONIONS	SD	HYB	HYBRID	0142	005
			OPN	OPEN POLLINATED	0142	006
		FH GZ PR SE	BEL	BUNCHING	0142	001
			FWY	FALL PLANTED WHITE & YELLOW	0142	001
			GRN	GREEN	0142	002
			LWP	LITTLE WHITE PEARL	0142	003
			RED	REDS	0142	001
			STR	STORAGE	0142	004
			SWE	SWEET EARLY	0142	001
			SWL	SWEET LATE	0142	001
			TLW	TOKYO LONG WHITE BUNCH	0142	002
			WHT	WHITES	0142	001
			YHY	YELLOW HYBRID	0142	001
			0023	ORANGES	FH JU PR	BLT
CAL	CALAMONDIN	0023				001
ERL	EARLY	0023				001
ETM	EARLY/MIDSEASON	0023				001
LAT	LATE	0023				001
MND	MANDARINS	0023				002
NAV	NAVEL	0023				002
SWT	SWEET	0023				001
TMP	TEMPLE	0023				001
VLN	VALENCIA	0023				003

--\*

2009 Crop Groups (Continued)

Code	Crop	Eligible Intended Use	Type Abbr	Type Name	Pay Crop	Pay Type	
0181	PAPAYA	FH JU	RED	RED (MEXICAN)	0181	001	
			YEL	YELLOW	0181	002	
0338	PARSNIP	FH SD	HYB	HYBRID	0338	001	
			OPN	OPEN POLLINATED	0338	002	
0502	PASSION FRUITS	FH			0502	001	
0034	PEACHES	*--FH	FSE	FREESTONE EARLY SEASON	0034	001	
			FSL	FREESTONE LATE SEASON	0034	001	
			FSM	FREESTONE MID SEASON	0034	001--*	
		FH PR RS	CLI	CLING PEACHES	0034	003	
			FRE	FREESTONE PEACHES	0034	002	
			SCE	SF CLING EARLIES	0034	001	
			SCL	SF CLING LATE	0034	001	
			SCP	SF CLING EXT EARLY	0034	001	
			SCX	SF CLING EXT LATE	0034	001	
0075	PEANUTS	GP HP NP	RUN	RUNNER	0075	001	
			SPE	SOUTHEAST SPANISH	0075	001	
			SPW	SOUTHWEST SPANISH	0075	001	
			VAL	VALENCIA	0075	001	
			VIR	VIRGINIA	0075	001	
0144	PEARS	FH PR RS	ANJ	ANJOU	0144	001	
			ASN	ASIAN	0144	001	
			BLT	BARTLETT	0144	001	
			BOS	BOSC	0144	001	
			CMC	COMICE	0144	001	
			COM	COMMON	0144	001	
			SPC	SPECIALTY	0144	002	
0067	PEAS	FG GZ SD	CHK	CHICKLING (VETCH)	0067	001	
			DE FG GZ SD	AUS	AUSTRIAN	0067	001
				GRN	GREEN	0067	001
				WSD	WRINKLED SEED	0067	001
				YEL	YELLOW VARIETY	0067	001
		DE FG SD	UMA	UMATILLA	0067	001	

2009 Crop Groups (Continued)

Code	Crop	Eligible Intended Use	Type Abbr	Type Name	Pay Crop	Pay Type
0067	PEAS	DE FG FH PR SD	BLE	BLACK EYE	0067	002
			BUT	BUTTER	0067	005
			CAL	CALEY	0067	001
			CHI	CHINA	0067	001
			COW	COW	0067	001
			CRM	CREAM	0067	001
			CRO	CROWDER	0067	001
			ENG	*--ENGLISH/GARDEN--*	0067	001
			FLT	FLAT	0067	001
			MIN	MINI	0067	001
			PIG	PIGEON	0067	004
			PHL	PURPLE HULL	0067	003
			RON	RONDO	0067	001
			SNA	SNAP	0067	003
		SNO	SNOW	0067	006	
		SOA	SOUTHERN ACRE	0067	001	
		*--DE FG FH GZ PR SD--*	SPK	SPECKLED/COLORED	0067	001
		DE FG FH LT PR SD	SUG	SUGAR	0067	004
0146	PECANS	BLANK	IMP	IMPROVED	0146	002
			NAT	NATIVE	0146	001
0083	PEPPERS	FH PR SD SE	ANA	ANAHEIM	0083	002
			BAN	BANANA	0083	002
			CAY	CAYENNE	0083	004
			CUB	CUBANELLS	0083	006
			FIN	FINGERHOTS	0083	001
			GOU	GOURMET MINI	0083	001
			GRC	GREEN CHILI	0083	006
			GRN	GREEN BELL	0083	005
			HAB	HABANERO	0083	006



2009 Crop Groups (Continued)

Code	Crop	Eligible Intended Use	Type Abbr	Type Name	Pay Crop	Pay Type
0083	PEPPERS	FH PR SD SE	HTC	HOT CHERRY	0083	003
			*--HHW	HUNGARIAN HOT WAX	0083	001--*
			ITA	ITALIAN	0083	001
			JAL	JALAPENO	0083	005
			LNG	LONG JOHNS	0083	001
			MIN	MINI	0083	001
			ORD	ORIENTAL RED	0083	001
			ORS	ORIENTAL SWEET	0083	004
			PAP	PAPRIKA	0083	001
			PEP	PEPINO	0083	005
			PIM	PIMENTO	0083	001
			POB	POBLANO	0083	001
			RED	RED CHILI	0083	007
			*--SER	SERRANO	0083	001--*
			SPT	SPORT	0083	001
SWC	SWEET CHERRY	0083	005			
TOB	TOBASCO	0083	004			
<hr/>						
9033	PERENNIAL PEANUTS	FG			9033	001
		GZ			9033	002
<hr/>						
0465	PERSIMMONS	FH PR			0465	001
<hr/>						
0185	PINEAPPLE	FH PR	ABA	ABACAXI/SUGAR LOAF	0185	001
			QUN	QUEEN	0185	001
			RED	RED SPANISH	0185	001
			SMO	SMOOTH	0185	001
<hr/>						
0470	PISTACHIOS	BLANK			0470	001
<hr/>						
0186	PLANTAIN	FH	COM	COMMON	0186	001
			MAR	MARICONGO	0186	001
			SHT	SHORT	0186	001
			SUP	SUPER	0186	001

\*--2009 Crop Groups (Continued)

Code	Crop	Eligible Intended Use	Type Abbr	Type Name	Pay Crop	Pay Type
0466	PLUMCOTS	FH RS			0466	001
0254	PLUMS	FH PR RS	ERL	EARLY	0254	001
			LAT	LATE	0254	001
			MID	MIDSEASON	0254	001
*--0135	POHOLE	FH			0135	001--*
0467	POMEGRANATES	FH JU PR			0467	001
0084	POTATOES	FH PR SD	FIN	FINGERLING	0084	001
			IRS	IRISH	0084	002
			RED	REDS	0084	001
			RUS	RUSSETS	0084	001
			SPC	SPECIALTY	0084	001
			WHT	WHITES	0084	001
			YEL	YELLOW	0084	001
0086	PRUNES	FH PR RS			0086	001
0906	PUMMELO	FH PR			0906	001
0147	PUMPKINS	FH PR SD	CHI	CHINESE	0147	001
			CUS	CUSHAW	0147	004
			GHO	GHOST	0147	001
			HOD	HOWDEN	0147	002
			JAC	JACK-O-LANTERN	0147	001
			KOB	KOBACHA/CALABAZA	0147	001
			MAM	MAMMOTH	0147	001
			MIN	MINI	0147	003
			SUG	SUGAR	0147	005
0468	QUINCES	FH PR			0468	001

2009 Crop Groups (Continued)

Code	Crop	Eligible Intended Use	Type Abbr	Type Name	Pay Crop	Pay Type
0716	QUINOA	*--FH GR--*			0716	001
0148	RADISHES	FH SD	CHI	CHINESE	0148	002
			DAI	DAIKON	0148	003
			HYB	HYBRID	0148	002
			KOR	KOREAN	0148	001
			OPN	OPEN POLLINATED	0148	003
0037	RAISINS	BLANK			0037	001
7164	RAMBUTAN	FH PR RS SD			7164	001
0129	RAPESEED	SD			0129	001
0335	RHUBARB	FH PR RS			0335	001
0018	RICE	BLANK	LGR	LONG GRAIN	0018	001
			MGR	MEDIUM GRAIN	0018	001
			SGR	SHORT GRAIN	0018	001
0904	RICE, SWEET	BLANK			0904	001
0641	RICE, WILD	BLANK			0641	001
0339	RUTABAGA	FH PR SD			0339	001
0094	RYE	GR SD			0094	001
		FG GZ			0094	002
0079	SAFFLOWER	FG SD			0079	001
8008	SAPODILLA	FH			8008	001

\*--2009 Crop Groups (Continued)

Code	Crop	Eligible Intended Use	Type Abbr	Type Name	Pay Crop	Pay Type
0998	SAPOTE	FH PR	BLA	BLACK	0998	002
			MAM	MAMEY	0998	001
			WHI	WHITE	0998	002
8109	SCALLIONS	FH PR SD			8109	001
0396	SESAME	SD			0396	001
0533	SHALLOTS	FH SD			0533	001
0050	SORGHUM FORAGE	FG GZ ML PR SD SG	ALU	ALUM	0050	001
			CAN	CANE	0050	001
			SWT	SWEET	0050	001
		FG GZ SD	SUD	SUDEX	0050	001
0051	SORGHUM	FG GR GZ SD SG	GRS	GRAIN	0051	002
			HIG	HYBRID	0051	002
0052	SORGHUM DUAL PURPOSE	GR			0051	002
		FG GZ SG			0050	001
0081	SOYBEANS	FG FH GR GZ SD	COM	COMMON	0081	001
			EDA	EDAMAME	0081	002
			LER	LERADO	0081	001
0131	SPELTZ	FG GR GZ			0131	001
0760	SPRITE MELON	FH SD			0760	001

--\*

2009 Crop Groups (Continued)

Code	Crop	Eligible Intended Use	Type Abbr	Type Name	Pay Crop	Pay Type
0155	SQUASH	FH PR SD	ACN	ACORN	0155	001
			BAN	BANANA	0155	001
			BIT	BITTERMELON	0155	004
			BTR	BUTTERCUP	0155	001
			BTT	BUTTERNUT	0155	001
			CHY	CHAYOTE	0155	004
			CRK	CROOKNECK	0155	001
			DNG	DUNGUA	0155	001
			MOQ	MOQUA	0155	003
			OPO	OPO	0155	005
			SNG	SINGUA	0155	003
			SPG	SPAGHETTI	0155	001
			SUM	SUMMER	0155	002
			SUN	SUNBURST	0155	001
			WTR	WINTER	0155	001
ZUC	ZUCCHINI	0155	002			
0154	STRAWBERRIES	FH PR RS SE			0154	001
0039	SUGAR BEETS	PR SD			0039	001
0038	SUGARCANE	FH PR			0038	001
0078	SUNFLOWERS	FG GR SD	NON	CONFECTIONARY	0078	001
			OIL	OIL	0078	002
0156	SWEET POTATOES	FH PR SD SE	BEA	BEAUREGARD	0156	001
			COV	COVINGTON	0156	001
			DIA	DIANNE	0156	001
			GAR	GARNET	0156	001
			GEO	GEORGIA RED	0156	001
			GSW	GOLDEN SWEET	0156	001
			HAN	HANNAH	0156	001
			*--HAT	HATTERAS	0156	001--*
			HER	HERNANDEZ	0156	001
			JPN	JAPANESE	0156	001
			JER	JERSEY	0156	001
			JWL	JEWEL	0156	001
			MAM	MAMEYA	0156	001
			ORI	ORIENTAL	0156	001
			RGL	RED GLOW	0156	001
			SBE	SWEET BONIATO	0156	001
SHA	SWEET HAYMAN	0156	001			
WHT	WHITE	0156	001			

2009 Crop Groups (Continued)

Code	Crop	Eligible Intended Use	Type Abbr	Type Name	Pay Crop	Pay Type
0024	TANGELOS	FH JU	MIN	MINNEOLA	0024	001
			ORL	ORLANDO	0024	001
0048	TANGERINES	FH JU RS	MUR	MURCOTTS	0048	001
0187	TANNIER	FH	PUR	PURPLE	0187	001
			RAS	RASCANA	0187	001
			WHT	WHITE	0187	001
			YEL	YELLOW	0187	001
0535	TARO	FH	CHI	CHINESE	0535	001
			GIA	GIANT	0535	001
			POI	POI	0535	001
			XAN	XANTHOSOMA	0535	001
*--0179	TEA	PR			0179	001
1223	TEFF	GR			1223	001
		FG			0102	001
		GZ			0102	002--*
7158	TOMATILLOS	FH PR			7158	001
0087	TOMATOES	FH PR RS SD	CHR	CHERRY	0087	004
			GRN	GREEN	0087	002
			GRP	GRAPE	0087	005
			HYB	HYBRID	0087	002
			JPN	JAPANESE	0087	001
			PLM	PLUM	0087	003
			YEL	YELLOW	0087	001

2009 Crop Groups (Continued)

Code	Crop	Eligible Intended Use	Type Abbr	Type Name	Pay Crop	Pay Type
0158	TRITICALE	GR SD			0158	001
		FG GZ			0158	002
0160	TURNIPS	FH GZ PR SD	HYB	HYBRID	0160	001
			OPN	OPEN POLLINATED	0160	001
1295	VANILLA	BLANK			1295	001
0435	VETCH	FG SD	CIC	CICER MILKVETCH	0102	001
			COM	COMMON	0102	001
			CRW	CROWN	0102	001
			HRY	HAIRY	0102	001
		GZ	CIC	CICER MILKVETCH	0102	002
			COM	COMMON	0102	002
			CRW	CROWN	0102	002
			HRY	HAIRY	0102	002
0029	WALNUTS	BLANK	BLK	BLACK	0029	001
			ENG	ENGLISH	0029	002
0613	WATER CRESS	FH PR			0613	001
0757	WATERMELON	FH SD	COM	COMMON	0757	001
			*--CRM	CRIMSON SWEET	0757	001
			JUB	JUBILEE	0757	001
			PER	PERSONAL/MINI	0757	001--*
			SUG	ICE BOX/SUGAR BABIES	0757	001
			SED	SEEDLESS	0757	002
			STR	STRIPED	0757	001
7302	WAX JAMBOO FRUIT	FH			7302	001

\*--2009 Crop Groups (Continued)

Code	Crop	Eligible Intended Use	Type Abbr	Type Name	Pay Crop	Pay Type
0011	WHEAT	GR SD	HAD	HARD AMBER DURUM	0011	001
			HRS	HARD RED SPRING	0011	001
			HRW	HARD RED WINTER	0011	001
			HWR	HARD WHITE WINTER	0011	001
			HWS	HARD WHITE SPRING	0011	001
			SRW	SOFT RED WINTER	0011	001
			SWS	SOFT WHITE SPRING	0011	001
			SWW	SOFT WHITE WINTER	0011	001
		FG GZ	HAD	HARD AMBER DURUM	0011	002
			HRS	HARD RED SPRING	0011	002
			HRW	HARD RED WINTER	0011	002
			HWR	HARD WHITE WINTER	0011	002
			HWS	HARD WHITE SPRING	0011	002
			SRW	SOFT RED WINTER	0011	002
			SWS	SOFT WHITE SPRING	0011	002
			SWW	SOFT WHITE WINTER	0011	002
0188	YAM	FH PR	DMD	DIAMOND	0188	001
			HAB	HABANERO	0188	001
			PUR	PURPLE	0188	001
			SWT	SWEET	0188	001
0695	YU CHA	FG PR RS SD			0695	001

--\*



**\*--2010 Crop Groups**

This table lists the 2010 crop codes, names, type abbreviations, eligible intended uses, pay crop codes, and pay type codes for completing CCC-471.

<b>Code</b>	<b>Crop</b>	<b>Eligible Intended Use</b>	<b>Type Abbr</b>	<b>Type Name</b>	<b>Pay Crop</b>	<b>Pay Type</b>
0027	ALFALFA	FG SD			0027	001
		GZ			0102	002
3003	ALGAE	FH PR	OGO	OGO (RED)	3003	001
0028	ALMONDS	BLANK			0028	001
9032	ALOE VERA	BLANK SD			9032	001
0516	AMARANTH GRAIN	GR			0516	001
0054	APPLES	FH JU PR RS	COM	COMMON	0054	001
			SPC	SPECIALTY	0054	001
0326	APRICOTS	FH PR RS			0326	001
0458	ARTICHOKES	FH PR SD			0458	001
0104	ASPARAGUS	FH PR RS SD			0104	001
0997	ATEMOYA	FH PR			0997	001
0106	AVOCADOS	FH PR			0106	001
0111	BAMBOO SHOOTS	FH PR			0111	001

--\*

2010 Crop Groups (Continued)

Code	Crop	Eligible Intended Use	Type Abbr	Type Name	Pay Crop	Pay Type
0173	BANANAS	FH PR	BAB	BABY	0173	001
			BFB	BLUEFIELD	0173	001
			BRZ	BRAZILIAN	0173	001
			CVB	CAVENDISH	0173	001
			JON	JOHNSON	0173	001
			*-THA	THAI	0173	001--*
0091	BARLEY	FG GZ	HUL	HULLESS	0091	002
			SPR	SPRING	0091	002
			WXY	WAXY	0091	002
			WTR	WINTER	0091	002
		*--GR SD--*	HUL	HULLESS	0091	001
			SPR	SPRING	0091	001
			WXY	WAXY	0091	001
			WTR	WINTER	0091	001
0047	BEANS	DE SD	ADZ	ADZUKI	0047	001
			CAS	CASTOR	0047	001
			LUP	LUPINE	0047	001
		*--DE FG SD--*	MUN	MUNG	0047	001
		DE FG FH PR SD	ANA	ANASAZI	0047	002
			BBL	BABY LIMA	0047	001
			BTU	BLACK TURTLE	0047	001
			BUT	BUTTER	0047	002
			CHI	CHINESE STRING	0047	003
			CRA	CRANBERRY	0047	001
			DRK	DARK RED KIDNEY	0047	001
			FAV	FAVA	0047	002
			FSW	FLAT SMALL WHITE	0047	001
			GAD	*--GARBANZO, SMALL DESI	0047	001
			GAR	GARBANZO, LARGE KABULI--*	0047	001
			*--GAS	GARBANZO, SMALL KABULI	0047	001--*
			GBF	GREEN BABY FRENCH	0047	001
			GRN	GREEN	0047	001
GTN	GREAT NORTHERN		0047	001		
JAC	JACOBS CATTLE	0047	003			
KEB	KENTUCKY BLUE	0047	001			
KIN	KINTOKI	0047	001			

2010 Crop Groups (Continued)

Code	Crop	Eligible Intended Use	Type Abbr	Type Name	Pay Crop	Pay Type
*-- 0047 --*	BEANS	DE FG FH PR SD	LGL	LARGE LIMA	0047	002
			LON	LONG	0047	002
			LRK	LIGHT RED KIDNEY	0047	001
			MRW	MARROW	0047	001
			MYO	MYOTHE	0047	001
			OCT	OCTOBER	0047	003
			PAP	PAPDAI VALOR	0047	004
			PEA	PEA/NAVY	0047	001
			PLC	POLE COLOMBUS	0047	001
			PLE	POLE	0047	002
			PNK	PINK	0047	001
			PNT	PINTO	0047	001
			ROM	ROMA	0047	003
			SHL	SHELLI	0047	001
			SMR	SMALL RED	0047	001
			SMW	SMALL WHITE	0047	001
			SOL	SOLDIER	0047	003
			SUL	SULFUR	0047	001
			TEB	TEBO	0047	001
			TIG	TIGER EYE KIDNEY	0047	001
VEL	VELVET	0047	001			
WAX	SNAP WAX	0047	001			
WHR	WHITE HALF RUNNER	0047	002			
WHT	WHITE ADZUKI	0047	001			
WIN	WING	0047	004			
WKD	WHITE KIDNEY	0047	001			
YEY	YELLOW EYE	0047	003			
YRD	YARDLONG	0047	001			

\*--2010 Crop Groups (Continued)

Code	Crop	Eligible Intended Use	Type Abbr	Type Name	Pay Crop	Pay Type
0642	BEETS	FH PR SD SE	HYB	HYBRID	0642	001
			OPN	OPEN POLLINATED	0642	001
0355	BIRDSFOOT/ TREFOIL	FG SD GZ			0102	001
					0102	002
0108	BLUEBERRIES	FH PR	HBS	HIGHBUSH	0108	001
			LWB	LOW BUSH	0108	001
			RAB	RABBITEYE	0108	001
1290	BREADFRUIT	FH			1290	001
0905	BROCCOFLOWER	FH PR SD			0905	001
0110	BROCCOLI	FH PR SD SE			0110	001
0112	BRUSSEL SPROUTS	FH PR SD			0112	001
0114	BUCKWHEAT	GR SD			0114	001
0116	CABBAGE	FH PR SD SE	CHO	CHOY	0116	001
			HYB	HYBRID	0116	001
			NAP	NAPA	0116	001
			OPN	OPEN POLLINATED	0116	002
			RED	RED	0116	001
			SAV	SAVOY	0116	001
1166	CAIMITO	FH PR			1166	001
9999	CALABAZA MELON	FH			9999	001
9056	CALALOO	FH			9056	001
0033	CAMELINA	PR SD			0033	001

--\*

2010 Crop Groups (Continued)

Code	Crop	Eligible Intended Use	Type Abbr	Type Name	Pay Crop	Pay Type
9998	CANARY MELON	FH SD			9998	001
6000	CANE BERRIES	FH PR	APC	APACHE	6000	001
			ARA	ARAPAHO	6000	001
			BLK	BLACK RASPBERRIES	6000	003
			BOY	BOYSEN BERRIES	6000	001
			CAS	CASCADE BERRIES	6000	001
			CHI	CHICKASAW	6000	001
			CHT	CHESTER BLACKBERRIES	6000	002
			EVG	EVERGREEN BLACKBERRIES	6000	002
			KIO	KIOWA/OUACHITA	6000	001
			KOT	KOTATA BLACKBERRIES	6000	001
			LOG	LOGAN BERRIES	6000	001
			MAR	MARION BERRIES	6000	001
			NAT	NATCHEZ	6000	001
			NAV	NAVAHO	6000	001
			OLA	OLALLIE BERRIES	6000	001
			RED	RED RASPBERRIES	6000	003
			TAY	TAY BERRIES	6000	001
			TRI	TRIPLE CROWN BLACKBERRIES	6000	001
0711	CANOLA	*--FG SD--*	FAL	FALL SEEDED	0711	001
			SPR	SPRING	0711	001
0759	CANTALOUPE	FH SD			0759	001
0999	CARAMBOLA (STARFRUIT)	FH			0999	001
0120	CARROTS	FH PR	HYB	HYBRID	0120	001
			MNE	MINI	0120	001
			OPN	OPEN POLLINATED	0120	001
		SD	HYB	HYBRID	0120	003
			OPN	OPEN POLLINATED	0120	002
9997	CASABA MELON	FH			9997	001
1291	CASHEW	BLANK			1291	001
0174	CASSAVA	FH	BGE	BEIGE	0174	001
			WHT	WHITE	0174	001

2010 Crop Groups (Continued)

Code	Crop	Eligible Intended Use	Type Abbr	Type Name	Pay Crop	Pay Type
0124	CAULIFLOWER	FH PR SD			0124	001
0509	CELERIAC	FH PR SD			0509	001
0126	CELERY	FH PR SD			0126	001
8045	CHERIMOYA	FH			8045	001
0128	CHERRIES	FH PR	SWT	SWEET	0128	002
			TRT	TART	0128	001
0375	CHESTNUTS	BLANK FH			0375	001
0840	CHIA	FH PR RS			0840	001
0511	CHICORY/RADICCHIO	FH RS	COM	COMMON	0511	001
			WIT	WITLOOF	0511	001
9996	CHINESE BITTER MELON	FH			9996	001
7321	CHRISTMAS TREES	FH	AFG	AFGHAN PINE	7321	001
			ARI	ARIZONA CYPRESS	7321	001
			AUS	AUSTRIAN PINE	7321	001
			BAL	BALSAM FIR	7321	001
			BLU	BLUE SPRUCE	7321	001
			CAN	CANAAN FIR	7321	001
			CAR	CAROLINA SAPPHIRE	7321	001
			COL	COLORADO BLUE SPRUCE	7321	001
			CON	CONCOLOR FIR	7321	001
			DOU	DOUGLAS	7321	001
			*--ENG	ENGLEMAN SPRUCE	7321	001--*
			FRA	FRASIER FIR	7321	001
			*--KOR	KOREAN FIR	7321	001--*
			LEY	LEYLAND	7321	001
			*--MEY	MEYER SPRUCE	7321	001--*
			NOB	NOBLE FIR	7321	001
			NOR	NORWAY SPRUCE	7321	001
			NRD	NORDMAN FIR	7321	001
			RED	RED CEDAR	7321	001
			SCO	SCOTCH PINE	7321	001
			VAP	VIRGINIA PINE	7321	001
			WHT	WHITE SPRUCE	7321	001
			WPN	WHITE PINE NORWAY	7321	001

\*--2010 Crop Groups (Continued)

Code	Crop	Eligible Intended Use	Type Abbr	Type Name	Pay Crop	Pay Type
1298	CINNAMON	BLANK			1298	001
9995	CITRON MELON	FH			9995	001
0265	CLOVER	FG SD	ALS	ALSIKE	0102	001
			ALC	ALYCE	0102	001
			AHD	ARROWHEAD	0102	001
			BAL	BALL	0102	001
			BER	BERSEEM	0102	001
			CRM	CRIMSON	0102	001
			KUR	KURA	0102	001
			MAM	MAMMOTH	0102	001
			PPR	PURPLE PRAIRIE	0102	001
			RED	RED	0102	001
			SUB	SUB	0102	001
			WHT	WHITE	0102	001
		YEL	YELLOW	0102	001	
		GZ	ALS	ALSIKE	0102	002
			ALC	ALYCE	0102	002
			AHD	ARROWHEAD	0102	002
			BAL	BALL	0102	002
			BER	BERSEEM	0102	002
			CRM	CRIMSON	0102	002
			KUR	KURA	0102	002
			MAM	MAMMOTH	0102	002
			PPR	PURPLE PRAIRIE	0102	002
			RED	RED	0102	002
			SUB	SUB	0102	002
WHT	WHITE		0102	002		
YEL	YELLOW	0102	002			

--\*

\*--2010 Crop Groups (Continued)

Code	Crop	Eligible Intended Use	Type Abbr	Type Name	Pay Crop	Pay Type
0175	COCONUTS	FH			0175	001
0176	COFFEE	PR	ARA	ARABICA	0176	001
			LIB	LIBERICA	0176	001
			ROB	ROBUSTA	0176	001
0041	CORN	FG GR SD	AMY	AMYLOSE	0041	001
		FG GR GZ	RED	RED	0041	001
		FG GR GZ SD	WHE	WHITE	0041	001
			YEL	YELLOW	0041	001
		FG FH GR GZ	BLU	BLUE	0041	001
		PR SD	POP	POPCORN	0041	003
			SWT	SWEET	0041	002
			TRO	TROPICAL	0041	001
0022	COTTON, ELS	BLANK			0022	001
0021	COTTON, UPLAND	BLANK			0021	001
0714	CRAMBE	SD			0714	001
0058	CRANBERRIES	FH PR			0058	001
9994	CRENSHAW MELON	FH SD			9994	001

--\*



\*--2010 Crop Groups (Continued)

Code	Crop	Eligible Intended Use	Type Abbr	Type Name	Pay Crop	Pay Type
3002	CRUSTACEAN	FH PR	CRA	CRAYFISH	3002	001
			CRB	CRAB	3002	001
			GOB	GOBO SHRIMP	3002	001
			LGE	LARGE SHRIMP	3002	001
			MED	MEDIUM SHRIMP	3002	001
			PRW	PRAWNS	3002	002
			SML	SMALL SHRIMP	3002	001
0132	CUCUMBERS	FH PR SD	COM	COMMON	0132	001
			ENG	ENGLISH	0132	001
			PKL	PICKLING	0132	002
0325	CURRENTS	FH PR			0325	001
0177	DASHEEN	FH	PUR	PURPLE	0177	001
			WHT	WHITE	0177	001
0496	DATES	FH PR			0496	001
0318	EGGPLANT	FH PR SD	CHE	CHERRY	0318	001
			EUR	EUROPEAN	0318	001
			MIN	MINI	0318	002
			ORN	ORIENTAL	0318	001
0032	ELDERBERRIES	FH PR	BSH	BRUSH HILLS	0032	001
			CHE	CHEROKEE	0032	001
			MIL	MILL CREEK	0032	001
0060	FIGS	FH	ADR	ADRIATIC	0060	001
			BMF	BLACK MISSION	0060	001
			BTK	BROWN TURKEY	0060	001
			CAL	CALIMYRNA	0060	002
			KDT	KADOTA	0060	002

--\*

\*--2010 Crop Groups (Continued)

Code	Crop	Eligible Intended Use	Type Abbr	Type Name	Pay Crop	Pay Type
3000	FINFISH	FH PR	JAK	ALMACO JACK	3000	001
			AWA	AWA	3000	001
			BIG	BIGHEAD CARP	3000	001
			BLK	BLACK TILAPIA	3000	001
			BLU	BLUEGILL	3000	001
			CHN	CHANNEL CATFISH	3000	001
			CHI	CHINESE CARP	3000	001
			CNS	CHINESE CATFISH	3000	001
			CRP	CRAPPIE	3000	001
			DIP	DIPLOID AMUR	3000	001
			FLN	FLOUNDER	3000	001
			GUP	GUPPY	3000	003
			HAP	HAPLOCHROMINE TROPICAL	3000	001
			KOI	KOI CARP	3000	003
			LAM	LAMPROLOGUINE TROPICAL	3000	001
			LGE	LARGE MOUTH BASS	3000	001
			MBU	MBUNA CHICHLID TROPICAL	3000	001
			PER	PERCH	3000	001
			RDT	RED TILAPIA	3000	001
			RED	REDFISH	3000	001
			SHL	SHELLCRACK	3000	001
			SHU	SHUBUNKIN CARP	3000	002
			SML	SMALL MOUTH BASS	3000	001
			STR	STRIPED BASS	3000	001
TAN	TANGANYIKA TROPICAL	3000	001			
THD	THREADFIN SHAD	3000	001			
TRI	TRIPLOID AMUR	3000	001			
TRO	TROPICAL	3000	001			
TRT	TROUT	3000	001			
0031	FLAX	SD	COM	COMMON	0031	001
			LIN	LINOLA	0031	001

--\*

\*--2010 Crop Groups (Continued)

Code	Crop	Eligible Intended Use	Type Abbr	Type Name	Pay Crop	Pay Type
7501	FLOWERS	FH SE	SUN	SUNFLOWERS	7501	001
		FH SD SE	ACH	ACHILLEA	7501	001
			ACR	ACRONLIUM	7501	001
			AFV	AFRICAN VIOLET	7501	001
			AGA	AGAPANTHUS	7501	001
			AGR	AGERATUM	7501	001
			ALL	ALLIUM	7501	001
			ALS	ALSTROEMERIA	7501	001
			AMR	AMARANTH	7501	001
			AMA	AMARYLLIS	7501	001
			AMM	AMMOBIUM	7501	001
			ANM	ANEMONE	7501	001
			ANT	ANTHURIUM	7501	001
			ANO	ANTHURIUM OBAKE	7501	001
			ANP	ANTHURIUM PASTEL	7501	001
			ANR	ANTHURIUM RED	7501	001
			ART	ARTEMESIA	7501	001
			AST	ASTER	7501	001
			BAB	BABY'S BREATH	7501	001
			BAN	BANANA BLOOM	7501	001
			BAS	BANKSIA	7501	001
			BLD	BELLADONNA	7501	001
			BEL	BELLS OF IRELAND	7501	001
			BIR	BIRD OF PARADISE	7501	001
			BLS	BLACK EYED SUSANS	7501	001
			BLT	BLETILLA	7501	001
			BUP	BUPLEURUM	7501	001
BUS	BUSH CLOVER	7501	001			
BUT	BUTTERFLY MILKWEED	7501	001			
CLL	CALLA LILY	7501	001			
CAL	CALLADIUM	7501	001			
CMM	CAMOMILE	7501	001			

--\*

\*--2010 Crop Groups (Continued)

Code	Crop	Eligible Intended Use	Type Abbr	Type Name	Pay Crop	Pay Type
7501	FLOWERS	FH SD SE	CAM	CAMPANELLE	7501	001
			CND	CANDY TUFT	7501	001
			CAN	CANNA LILY	7501	001
			CEL	CELESIA	7501	001
			CEO	CELOSIA PLUME	7501	001
			CNT	CENTAUREA	7501	001
			CBM	CENTAUREA BLACK MAGIC	7501	001
			CEN	CENTRANTHUS	7501	001
			CHR	CHERIMOYA	7501	001
			CHO	CHOCOLATE	7501	001
			CRS	CHRYSANTHEMUM	7501	001
			CHH	CHURCH	7501	001
			CIR	CIRISIUM	7501	001
			CLE	CLEMATIS	7501	001
			COC	COCKSCOMB	7501	001
			COL	COLEUS	7501	001
			CFL	CONEFLOWER	7501	001
			CRN	CORNFLOWER	7501	001
			COS	COSMOS	7501	001
			CRA	CRASPEDIA	7501	001
			CPG	CREEPING PHLOX	7501	001
			DAF	DAFFODIL	7501	001
			DAH	DAHLIA	7501	001
			DGE	DAISY GERBERA	7501	001
			DSG	DAISY GLORIOSA	7501	001
			DSM	DAISY MARGUERITE	7501	001
			DSS	DAISY SHASTA	7501	001
			LLD	DAY LILY	7501	001
			DEL	DELPHINIUM	7501	001
			ECH	ECHEVERIA	7501	001
			EDI	EDIBLE	7501	001
			ELE	ELEPHANT EAR	7501	001
			IVY	ENGLISH IVY FLOWER	7501	001
			EUC	EUCALYPTUS	7501	001
EUP	EUPHORBIA	7501	001			
EPR	EVENING PRIMROSE	7501	001			
FSF	FALSE SUNFLOWER	7501	001			
FLA	FLAMINGO	7501	001			
FMN	FORGET-ME-NOT	7501	001			
FRE	FRESIA	7501	001			
GAR	GARDENIA	7501	001			
GIL	GILIA	7501	001			
GIN	GINGER	7501	001			

--\*

\*--2010 Crop Groups (Continued)

Code	Crop	Eligible Intended Use	Type Abbr	Type Name	Pay Crop	Pay Type
7501	FLOWERS	FH SD SE	GIP	GINGER PINK	7501	001
			GIR	GINGER RED	7501	001
			GPS	GYPSY	7501	001
			GLA	GLADIOLI	7501	001
			GOD	GODETIA	7501	001
			GOM	GOMPHRENA	7501	001
			GRG	GREEN GODDESS	7501	001
			GYP	GYPOCHILLA	7501	001
			HEF	HEATHER FIRECRACKER	7501	001
			HEM	HEATHER MELANTHRIA	7501	001
			HEP	HEATHER PERSOLUTA	7501	001
			HER	HEATHER REGEMINA	7501	001
			HLC	HELICHRYSUM	7501	001
			HLI	HELICONIA	7501	001
			HLP	HELICONIA PSITTACORM	7501	001
			HCC	HOLLYHOCK	7501	001
			HON	HONEYSUCKLE HALL'S	7501	001
			HYD	HYDRANGEA/HORTENSIA	7501	001
			LLN	ILIMA LANTERN	7501	001
			IRD	IRIS DUTCH	7501	001
			IRI	IRIS	7501	001
			KAL	KALANCHOE	7501	001
			KAN	KANGAROO PAW	7501	001
			LAR	LARKSPUR	7501	001
			LAV	LAVENDER	7501	001
			LEU	LEUCONDENDRON	7501	001
			LIA	LIATRIS	7501	001
			LIL	LILAC	7501	001
			LLA	LILY ASIATIC	7501	001
			LLE	LILY EASTER	7501	001
			LLO	LILY ORIENTAL	7501	001
			LIN	LINEUM	7501	001
			LIS	LISIANTHUS	7501	001
			LOB	LOBELIA	7501	001
LUP	LUPINE	7501	001			
LYC	LYCHNIS SCARLET	7501	001			
MAR	MARIGOLD	7501	001			
MIN	MINI JACKS	7501	001			
CNM	MINIATURE CARNATION	7501	001			
CUT	MIXED CUT	7501	001			
MOL	MOLLUCCELLA	7501	001			

--\*

\*--2010 Crop Groups (Continued)

Code	Crop	Eligible Intended Use	Type Abbr	Type Name	Pay Crop	Pay Type
7501	FLOWERS	FH SD SE	MND	MONARDA	7501	001
			MON	MONTBRETIA	7501	001
			MNC	MONTE CASINO	7501	001
			MTM	MOUNTAIN MINT	7501	001
			MYR	MYRTLE	7501	001
			NAR	NARCISSUS	7501	001
			NIG	NIGELA	7501	001
			NSO	NORTHERN SEA OATS	7501	001
			OFG	OLD FIELD GOLDENROD	7501	001
			OCC	ORCHID CATTLEYAS	7501	001
			OCY	ORCHID CYMBIDIUM	7501	001
			OCD	ORCHID DENDROBIUM	7501	001
			ODS	ORCHID DENDROBIUM SPRAY	7501	001
			OCM	ORCHID MOTH	7501	001
			OCP	ORCHID PHALAENOPSIS	7501	001
			ORO	ORNAMENTAL OKRA	7501	001
			ORP	ORNAMENTAL PEPPERS	7501	001
			PAN	PANSY	7501	001
			PEN	PENSTEMAN STRICTIS	7501	001
			PEO	PEONY	7501	001
			PLP	PETALSTEMUM	7501	001
			PET	PETUNIA	7501	001
			PRO	PROTEA	7501	001
			PYR	PYRETHRUM	7501	001
			QUN	QUEEN ANNE'S LACE	7501	001
			RAB	RANUNCULUS	7501	001
			ROS	ROSE	7501	001
			RHT	ROSE HYBRID TEA	7501	001
			RSM	ROSE MINIATURE	7501	001
			RSS	ROSE SWEETHEART	7501	001
			RUD	RUDBECKIA	7501	001
			SAL	SALVA	7501	001
			SCA	SCABIOSA	7501	001
			SCH	SCHIZOSTILIS	7501	001
			SEA	SEAFOAM	7501	001
			SED	SEDAHLIA	7501	001
			SDM	SEDUM	7501	001
			SNP	SNAPDRAGON	7501	001
			SPD	SPIDERWORT	7501	001
			STR	STAR OF BETHLEHEM	7501	001

--\*

\*--2010 Crop Groups (Continued)

Code	Crop	Eligible Intended Use	Type Abbr	Type Name	Pay Crop	Pay Type
7501	FLOWERS	FH SD SE	STD	STATICE DINUATA	7501	001
			STT	STATICE	7501	001
			STG	STATICE GERMAN	7501	001
			STF	STIFF GOLDENROD	7501	001
			STC	STOCK	7501	001
			STW	STRAWFLOWERS	7501	001
			SWM	SWAMP MILKWEED	7501	001
			SWA	SWEET ANNIE	7501	001
			SWP	SWEET PEA	7501	001
			SWW	SWEET WILLIAM	7501	001
			TAN	TANSY	7501	001
			THG	THISTLE GLOBE	7501	001
			TIG	TIGRIDIA	7501	001
			TRA	TRACHELIUM	7501	001
			TRI	TRITOMA	7501	001
			TUB	TUBEROSE	7501	001
			TUL	TULIP	7501	001
			UMB	UMBRELLA PLANT	7501	001
			VRB	VERBENA	7501	001
			VER	VERONICA	7501	001
WAT	WATER HYACINTH	7501	001			
WAX	WAXFLOWER	7501	001			
WLD	WILD GYP	7501	001			
WOD	WOOD LILIES	7501	001			
XER	XERANTHEMUM	7501	001			
YAR	YARROW	7501	001			
ZIN	ZINNIA	7501	001			
0125	FORAGE SOYBEAN/ SORGHUM	FG GZ			0125	001
0953	GAILON	FH PR RS SD			0953	001
0423	GARLIC	FH PR SD	COM	COMMON	0423	001
			ELE	ELEPHANT	0423	002
0178	GINGER	FH PR SD			0178	001
0089	GINSENG	FH SD			0089	001

--\*

2010 Crop Groups (Continued)

Code	Crop	Eligible Intended Use	Type Abbr	Type Name	Pay Crop	Pay Type
0424	GOOSEBERRIES	FH PR			0424	001
0322	GOURDS	FH PR SD	OKR	CHINESE OKRA	0322	001
0030	GRAPEFRUIT	FH JU PR	SRJ	RIO RED/STAR RUBY	0030	001
			RRJ	RUBY RED	0030	002
			SDY	SEEDY	0030	001
			WHT	WHITE	0030	001
0053	GRAPES	FH PR	*--ADA	ADALMIINA	0053	001--*
			AGL	AGLIANICA	0053	001
			ALB	ALICANTE-BOUSCHET	0053	002
			ALM	ALMERIA	0053	001
			AUR	AURORA	0053	001
			AUT	AUTUMN ROYAL	0053	001
			BAC	BACO NOIR	0053	001
			BAR	BARBERAS	0053	002
			BTY	BEAUTY SEEDLESS	0053	001
			BTA	BETA	0053	001
			BLM	BLACK MISSION	0053	001
			BLA	BLACK SEEDLESS	0053	001
			BSL	BLACK SPANISH/LENOIR	0053	001
			BDB	BLANC DUBOIS	0053	001
			BLN	BLANC SEEDLESS	0053	001
			BLU	BLUEBELL	0053	001
			BRI	BRIANNA	0053	001
			BUF	BUFFALO/RUBIANA	0053	001
			BUR	BURGER	0053	002
			CAB	CABERNET	0053	002
			CBF	CABERNET FRANC	0053	002
			CPF	CABERNET PFEFFER	0053	001
			CBS	CABERNET SAUVIGNON	0053	002
			CAL	CALMERIA	0053	002
			CAM	CAMBELL	0053	001
			CAD	CANADICE	0053	001
			CDR	CARDINAL	0053	001
			CAR	CARIGNANE	0053	002
			CRM	CARMENET	0053	001
			*--CMN	CARMINE	0053	001--*
			CAN	CARNELIAN	0053	002
			CAC	CASCADE	0053	001
CAS	CASTEL	0053	001			
CAT	CATAWBA	0053	001			



2010 Crop Groups (Continued)

Code	Crop	Eligible Intended Use	Type Abbr	Type Name	Pay Crop	Pay Type
0053	GRAPES	FH PR	CAY	CAYUGA	0053	002
			CMB	CHAMBOURCIN	0053	002
			CHN	CHANCELLOR	0053	002
			CHD	CHARDONEL	0053	001
			CHA	CHARDONNAY	0053	002
			CHE	CHELOIS	0053	001
			CHB	CHENIN BLANC	0053	002
			CHR	CHRISTMAS ROSE	0053	001
			CIN	CINSAUT	0053	001
			CLI	CLINTON	0053	001
			COB	COLOBEL	0053	001
			COL	COLUMBARD FRENCH	0053	002
			CON	CONCORD	0053	001
			CRN	COROT NOIR	0053	001
			COS	COUNOISE	0053	001
			COU	COURDURIC	0053	001
			CRI	CRIMSON	0053	001
			CSL	CRIMSON SEEDLESS	0053	001
			CYN	CYNTHIA	0053	001
			CYT	CYNTHIANA	0053	001
			DEC	DECHAUNAC	0053	001
			DEL	DELAWARE	0053	001
			DIA	DIAMOND	0053	001
			DOL	DOLCETTO	0053	001
			DRN	DORNFELDER	0053	001
			DUT	DUTCHESS	0053	001
			EDE	EDELWIESS	0053	001
			EIN	EINSETT	0053	001
			ELV	ELVIRA	0053	001
			EMR	EMERALD RIESLING	0053	001
			*--EMS	EMERALD SEEDLESS	0053	001--*
			EPP	EMPERORS	0053	001
			ESP	ESPIRIT	0053	001
			EXT	EXOTIC	0053	001
FAN	FANTASY	0053	001			
FST	FIESTA	0053	002			
FLS	FLAME SEEDLESS	0053	001			
FLR	FLORA	0053	001			
FOC	FOCH	0053	001			
FOS	FOSCH	0053	001			
FRE	FREDONIA	0053	001			

2010 Crop Groups (Continued)

Code	Crop	Eligible Intended Use	Type Abbr	Type Name	Pay Crop	Pay Type
0053	GRAPES	FH PR	FRO	FRONTENAC	0053	001
			FRG	FRONTENAL GRIS	0053	001
			GAB	GAMAY BEAUJOLAIS	0053	002
			GAM	GAMAY/NAPA GAMAY	0053	002
			GEN	GENEVA RED #7	0053	001
			GEW	GEWURTZTRAMINER	0053	002
			GRH	GREEN HUNGARIAN	0053	001
			GRE	GRENACHE	0053	002
			GRY	GREY RIESLING	0053	001
			HIM	HIMROD	0053	001
			ISA	ISABELLA	0053	001
			ITA	ITALIA	0053	001
			IVE	IVES	0053	001
			JPT	JUPITER	0053	001
			KAY	KAY GRAY	0053	001
			KER	KERNER	0053	001
			KON	KING OF NORTH	0053	001
			KYO	KYOHO	0053	001
			LCT	LACRESENT	0053	001
			LAC	LACROSSE	0053	001
			LAK	LAKEMONT	0053	001
			*--LDN	LANDOT NOIR	0053	001--*
			LEM	LEMBERGER	0053	001
			LEO	LEON MILLOT/MILLOT	0053	001
			*--LOU	LOUISE SWENSON	0053	001--*
			MAL	MALBEC	0053	001
			MAB	MALVASIA BIANCA	0053	002
			MSB	MALVOISIE BLACK	0053	001
			MAC	MARCHEL FOCH	0053	001
			MAR	MARQUE	0053	001
			MRQ	MARQUETTE	0053	001
			MAS	MARS	0053	001
			MRS	MARSANNE	0053	001
			MAT	MATARO/MOUVEDRE	0053	001
			MDY	MELODY	0053	001
			MEL	MELON	0053	001
			MRT	MERLOT	0053	001
			MER	MERLOT	0053	002
			MEU	MEUNIER	0053	001
			MYR	MEYERS	0053	001
			*--MBS	MIDNIGHT BEAUTY/SUGRATHIRTEEN	0053	001--*
			MIS	MISSION	0053	002
			MOR	MISSOURI RIESLING	0053	001
MUL	MULLERTHURGAU	0053	001			
MUS	MUSCADINE	0053	001			

\*--2010 Crop Groups (Continued)

Code	Crop	Eligible Intended Use	Type Abbr	Type Name	Pay Crop	Pay Type
0053	GRAPES	FH PR	MUC	MUSCAT	0053	002
			MUB	MUSCAT BLANC/M. CANELLI	0053	002
			MUH	MUSCAT HAMBURG	0053	001
			MUA	MUSCAT OF ALEXANDER	0053	002
			MUO	MUSCAT OTTONEL	0053	001
			MUG	MUSCAT, GOLDEN	0053	001
			NEB	NEBBIOLO	0053	001
			NEP	NEPTUNE	0053	001
			NIA	NIAGARA	0053	002
			NWA	NOIRET	0053	001
			NOR	NORTON	0053	001
			NYA	NY76.0844.24	0053	001
			PGC	PALOMINO CHASSELAS	0053	002
			PAY	PAYON D'OR	0053	001
			PER	PERLETTE	0053	001
			PES	PETITA SIRAH	0053	002
			PEV	PETITA VARDOT	0053	002
			PAM	PETITE AMIE	0053	001
			PTB	PINOT BLANC	0053	002
			PTC	PINOT BLANC (SPARKLING WINE)	0053	001
			PGR	PINOT GRIS	0053	001
			PGS	PINOT GRIS (SPARKLING WINE)	0053	001
			PNO	PINOT NOIR	0053	002
			PNR	PINOT NOIR (SPARKLING WINE)	0053	001
			PSG	PINOT ST GEORGE	0053	001
			PRT	PORT	0053	001
			PRS	PRAIRIE STAR	0053	001
			PRE	PRESTINE SEEDLESS	0053	001
			PRM	PRIMITIVO	0053	001
			PRI	PRINCESS	0053	001
			RAV	RAVAT	0053	001
			RAY	RAYON D'OR	0053	001
			RDG	RED GLOBE	0053	002
			RML	RED MALAGA	0053	001
			SFR	RED SUFFOLK	0053	001
			RDZ	RED ZINFANDEL	0053	001
			RED	REDAL BLANC	0053	001
			REL	RELIANCE	0053	001
			RIB	RIBER	0053	001
			RIE	RIESLING	0053	002

--\*

2010 Crop Groups (Continued)

Code	Crop	Eligible Intended Use	Type Abbr	Type Name	Pay Crop	Pay Type
0053	GRAPES	FH PR	ROS	ROSETTE	0053	001
			ROU	ROUGEON	0053	001
			ROA	ROUSSANNE	0053	001
			RTY	ROYALTY	0053	002
			RBD	RUBIRED	0053	002
			RUC	RUBY CABERNET	0053	002
			RRS	RUBY RED SEEDLESS	0053	001
			RUB	RUBY SEEDLESS	0053	001
			*--SBV	SABREVOIS	0053	001--*
			SAL	SALVADOR	0053	001
			SAN	SANGIOVET/SANGIOVESE	0053	001
			SAT	SATURN	0053	001
			SAB	SAUVIGNON BLANC/FUME BLANC	0053	002
			SAU	SAUVIGNON VERT	0053	001
			SCH	SCHUREBE	0053	001
			SEM	SEMILLON	0053	002
			SEY	SEYVAL/SEYVAL VILLARD	0053	002
			SHN	SHERIDAN	0053	001
			SOM	SOMERSET SEEDLESS	0053	001
			SPI	SPIKE MUKLEY	0053	001
			STC	ST CROIX	0053	001
			STE	ST EMILION (UGNI BLANC)	0053	001
			STP	ST PEPIN	0053	001
			STV	ST VINCENT	0053	001
			*--SKS	STARKSTAR	0053	001--*
			STB	STEUBEN	0053	001
			STU	STUKEN	0053	001
			SUL	SULTANA	0053	001
			SUM	SUMMER ROYAL	0053	001
			SUN	SUNBELT	0053	001
			SSL	SUPERIOR SEEDLESS	0053	001
			*--SSC	SWEET SCARLET	0053	001--*
			SWE	SWENSON RED	0053	001
			SYL	SYLVANER	0053	001
			SYM	SYMPHONY	0053	002
			SYR	SYRAH/FRENCH SYRH SHIRAZ	0053	002
			TAN	TANNAT	0053	001
			TEM	TEMPRANILLO/VALDEPENAS	0053	001
			THP	THOMPSON SEEDLESS	0053	001
			TMD	TINTA MADERA	0053	001
			TOK	TOKAY	0053	002
TRA	TRAMINETTE	0053	001			
VAL	VALIANT	0053	001			
*--VMC	VALVIN MUSCAT	0053	001--*			
VAN	VANESSA	0053	001			
VNI	VENIFERA	0053	001			

2010 Crop Groups (Continued)

Code	Crop	Eligible Intended Use	Type Abbr	Type Name	Pay Crop	Pay Type
0053	GRAPES	FH PR	VNT	VENTURA	0053	001
			VEN	VENUS	0053	001
			VER	VERDELET BLANC	0053	001
			VDL	VIDAL	0053	001
			VDB	VIDAL BLANC	0053	002
			VIG	VIGNOLES	0053	002
			VBL	VILLARD BLANC	0053	002
			VNR	VILLARD NOIR	0053	002
			VIN	VINCENT	0053	001
			*--LBR	VITIS LABRUSCA	0053	001--*
			VVN	VITIS VINIFERA	0053	002
			VIV	VIVANT	0053	001
			VOI	VOIGNIER	0053	001
			WCY	WHITE CAYUGA	0053	001
			WML	WHITE MALAGA	0053	002
			WHR	WHITE RIESLING/JOHANNISBERG	0053	002
ZIN	ZINFANDEL	0053	002			

2010 Crop Groups (Continued)

Code	Crop	Eligible Intended Use	Type Abbr	Type Name	Pay Crop	Pay Type
0102	GRASS	FG SD	ALK	ALKALAI	0102	001
			AWR	ALTAI WILD RYE	0102	001
			*--ASG	AMERICAN SLOUGHGRASS	0102	001--*
			FAC	ARCTARED FESCUE	0102	001
			ARG	ARGENTINE BAHIA	0102	001
			BAH	BAHALIA	0102	001
			BHI	BAHIA	0102	001
			BER	BEARDLESS WILD RYE	0102	001
			BGC	BENT, COLONIAL	0102	001
			BCR	BENT, CREEPING	0102	001
			BCM	BERMUDA, COMMON	0102	001
			BCS	BERMUDA, COASTAL	0102	001
			BBL	BIG BLUE	0102	001
			BLB	BIG BLUESTEM	0102	001
			BPG	BLUE PANIC	0102	001
			BWR	BLUE WILD RYEGRASS	0102	001
			CBG	BLUEGRASS, CANADIAN	0102	001
			BLK	BLUEGRASS, KENTUCKY	0102	001
			BLH	BLUEGRASS, ROUGH	0102	001
			BLR	BLUEGRASS, RUGBY	0102	001
			BLJ	BLUEJOINT	0102	001
			BJR	BLUEJOINT REEDGRASS	0102	001
			BLG	BLUESTEM, GORDO	0102	001
			BLL	BLUESTEM, LITTLE	0102	001
			BLM	BLUESTEM, MEDIO	0102	001
			BOW	BLUESTEM, OLD WORLD	0102	001
			BLS	BLUESTEM, SAND	0102	001
			BLY	BLUESTEM, YELLOW	0102	001
			BOS	BOSIOSKI WILD RYE	0102	001
			BRM	BROME, MOUNTAIN	0102	001
BRP	BROME, POLAR	0102	001			
BRR	BROME, REGAR	0102	001			

\*--2010 Crop Groups (Continued)

Code	Crop	Eligible Intended Use	Type Abbr	Type Name	Pay Crop	Pay Type
0102	GRASS	FG SD	BUF	BUFFALO	0102	001
			BFF	BUFFEL	0102	001
			CFB	CALIFORNIA BROME	0102	001
			RCW	CANADIAN WILD RYE	0102	001
			CAN	CANARY	0102	001
			CBY	CANBY	0102	001
			CEN	CENTIPEDE	0102	001
			CRG	CRABGRASS	0102	001
			CFG	CREEPING FOXTAIL, GARRISON	0102	001
			DAL	DALLIS	0102	001
			EAS	EASTERN GAMAGRASS	0102	001
			EME	EMERALD	0102	001
			FCH	FESCUE, CHEWING	0102	001
			FSH	FESCUE, HARD	0102	001
			FME	FESCUE, MEADOW	0102	001
			FRE	FESCUE, RED	0102	001
			FRO	FESCUE, ROUGH	0102	001
			FTA	FESCUE, TALL	0102	001
			GBM	GEORGE BLACK MEDIC	0102	001
			GBU	GRAMA, BLUE	0102	001
			GBH	GRAMA, BLUE HACHITA	0102	001
			GBL	GRAMA, BLUE LOVINGTON	0102	001
			GHA	GRAMA, HAIRY	0102	001
			GSO	GRAMA, SIDE OATS	0102	001
			GNE	GREEN NEEDLE	0102	001
			GPG	GREEN PANIC	0102	001
			GST	GREEN SPRANGLE TOP	0102	001
			HON	HONTAX	0102	001
HBG	HYBRID BENT	0102	001			
BGH	HYBRID BERMUDA	0102	001			

--\*

2010 Crop Groups (Continued)

Code	Crop	Eligible Intended Use	Type Abbr	Type Name	Pay Crop	Pay Type
0102	GRASS	FG SD	IDA	IDAHO FESCUE	0102	001
			ING	INDIAN	0102	001
			IRG	INDIAN RICEGRASS	0102	001
			JOH	JOHNSON	0102	001
			JOS	JOSE TALL WHEATGRASS	0102	001
			JUN	JUNEGRASS	0102	001
			KEN	KENTUCKY 31 FESCUE	0102	001
			KLB	KLEBERG BLUESTEM	0102	001
			KLE	KLEIN	0102	001
			LER	LERIOPE	0102	001
			LIM	LIMOSINE	0102	001
			*--LMP	LIMPO GRASS	0102	001--*
			LMS	LOVEGRASS, MASON SANDHILL	0102	001
			LSA	LOVEGRASS, SAND	0102	001
			LWE	LOVEGRASS, WEeping	0102	001
			MAG	MAGNAR	0102	001
			MAT	MATUA	0102	001
			MBG	MEADOW	0102	001
			MUT	MUTTON	0102	001
			NAG	NATIVE	0102	001
			NAT	NEEDLE AND THREAD	0102	001
			NEW	NEWHY HYBRID WHEATGRASS	0102	001
			HNC	NORCOAST TUFTED HAIRGRASS	0102	001
			HNT	NORTRAN TUFTED HAIRGRASS	0102	001
			ORG	ORCHARD	0102	001
			PAM	PAMPAS	0102	001
			PBL	PLAINS BLUE STEMS	0102	001
			PJG	PRAIRIE JUNE	0102	001
			PLB	PLAINS BRISTLE	0102	001
			PRA	PRAIRIE	0102	001
			PRD	PRAIRIE DROPSEED	0102	001
			PRS	PRARIE SANDREED	0102	001
RRA	RATIBITA, RED	0102	001			
RDT	REDTOP	0102	001			
RCA	REED CANARY	0102	001			
RHO	RHODES	0102	001			



\*--2010 Crop Groups (Continued)

Code	Crop	Eligible Intended Use	Type Abbr	Type Name	Pay Crop	Pay Type
0102	GRASS	FG SD	RAN	RYE, ANNUAL	0102	001
			RIN	RYE, INTERMEDIATE	0102	001
			RPE	RYE, PERENNIAL	0102	001
			RRW	RYE, RUSSIAN WILD	0102	001
			SAI	SAINFOIN	0102	001
			STA	SAINT AUGUSTINE	0102	001
			SDB	SANDBERG BLUEGRASS	0102	001
			SEC	SECAR BLUEBUNCH	0102	001
			SMB	SMALL BURNETT	0102	001
			SMO	SMOOTH BROME	0102	001
			SUD	SUDAN	0102	001
			SUN	SUN	0102	001
			SWI	SWITCH	0102	001
			TSW	THICK SPIKE WHEATGRASS	0102	001
			TIM	TIMOTHY	0102	001
			TRL	TRAILHEAD BASIN	0102	001
			TBW	TRAILHEAD BASIN WILD RYE	0102	001
			TRU	TRUDANE	0102	001
			THG	TUFTED HAIRGRASS	0102	001
			TBL	TUNDRA BLUEGRASS	0102	001
			WBB	WHEAT GRASS, BLUE BUNCH	0102	001
			WCR	WHEAT GRASS, CRESTED	0102	001
			WRG	WHEAT GRASS, EGYPTIAN	0102	001
			WIN	WHEAT GRASS, INTERMEDIATE	0102	001
			WPU	WHEAT GRASS, PUBESCENT	0102	001
			WRF	WHEAT GRASS, RUF FAIRWAY CRESTED	0102	001
			WSI	WHEAT GRASS, SIBERIAN	0102	001
			WSL	WHEAT GRASS, SLENDER	0102	001
			WST	WHEAT GRASS, STREAMBANK	0102	001
			WTA	WHEAT GRASS, TALL	0102	001
WWE	WHEAT GRASS, WESTERN	0102	001			
WPR	WHITE PRAIRIE CLOVER	0102	001			
WIL	WILMON LOVEGRASS	0102	001			
ZOY	ZOYSIA	0102	001			

--\*

2010 Crop Groups (Continued)

Code	Crop	Eligible Intended Use	Type Abbr	Type Name	Pay Crop	Pay Type
0102	GRASS	GZ	ALK	ALKALAI	0102	002
			AWR	ALTAI WILD RYE	0102	002
			*--ASG	AMERICAN SLOUGHGRASS	0102	002--*
			FAC	ARCTARED FESCUE	0102	002
			ARG	ARGENTINE BAHIA	0102	002
			BAH	BAHALIA	0102	002
			BHI	BAHIA	0102	002
			BER	BEARDLESS WILD RYE	0102	002
			BGC	BENT, COLONIAL	0102	002
			BCR	BENT, CREEPING	0102	002
			BCM	BERMUDA, COMMON	0102	002
			BCS	BERMUDA, COASTAL	0102	002
			BBL	BIG BLUE	0102	002
			BLB	BIG BLUESTEM	0102	002
			BPG	BLUE PANIC	0102	002
			BWR	BLUE WILD RYEGRASS	0102	002
			CBG	BLUEGRASS, CANADIAN	0102	002
			BLK	BLUEGRASS, KENTUCKY	0102	002
			BLH	BLUEGRASS, ROUGH	0102	002
			BLR	BLUEGRASS, RUGBY	0102	002
			BLJ	BLUEJOINT	0102	002
			BJR	BLUEJOINT REEDGRASS	0102	002
			BLG	BLUESTEM, GORDO	0102	002
			BLL	BLUESTEM, LITTLE	0102	002
			BLM	BLUESTEM, MEDIO	0102	002
			BOW	BLUESTEM, OLD WORLD	0102	002
			BLS	BLUESTEM, SAND	0102	002
			BLY	BLUESTEM, YELLOW	0102	002
			BOS	BOSIOSKI WILD RYE	0102	002
			BRM	BROME, MOUNTAIN	0102	002
BRP	BROME, POLAR	0102	002			
BRR	BROME, REGAR	0102	002			

\*--2010 Crop Groups (Continued)

Code	Crop	Eligible Intended Use	Type Abbr	Type Name	Pay Crop	Pay Type
0102	GRASS	GZ	BUF	BUFFALO	0102	002
			BFF	BUFFEL	0102	002
			CFB	CALIFORNIA BROME	0102	002
			RCW	CANADIAN WILD RYE	0102	002
			CAN	CANARY	0102	002
			CBY	CANBY	0102	002
			CEN	CENTIPEDE	0102	002
			CRG	CRABGRASS	0102	002
			CFG	CREEPING FOXTAIL, GARRISON	0102	002
			DAL	DALLIS	0102	002
			EAS	EASTERN GAMAGRASS	0102	002
			EME	EMERALD	0102	002
			FCH	FESCUE, CHEWING	0102	002
			FSH	FESCUE, HARD	0102	002
			FME	FESCUE, MEADOW	0102	002
			FRE	FESCUE, RED	0102	002
			FRO	FESCUE, ROUGH	0102	002
			FTA	FESCUE, TALL	0102	002
			GBM	GEORGE BLACK MEDIC	0102	002
			GBU	GRAMA, BLUE	0102	002
			GBH	GRAMA, BLUE HACHITA	0102	002
			GBL	GRAMA, BLUE LOVINGTON	0102	002
			GHA	GRAMA, HAIRY	0102	002
			GSO	GRAMA, SIDE OATS	0102	002
			GNE	GREEN NEEDLE	0102	002
			GPG	GREEN PANIC	0102	002
			GST	GREEN SPRANGLE TOP	0102	002
HON	HONTAX	0102	002			
HBG	HYBRID BENT	0102	002			
BGH	HYBRID BERMUDA	0102	002			

--\*

2010 Crop Groups (Continued)

Code	Crop	Eligible Intended Use	Type Abbr	Type Name	Pay Crop	Pay Type
0102	GRASS	GZ	IDA	IDAHO FESCUE	0102	002
			ING	INDIAN	0102	002
			IRG	INDIAN RICEGRASS	0102	002
			JOH	JOHNSON	0102	002
			JOS	JOSE TALL WHEATGRASS	0102	002
			JUN	JUNEGRASS	0102	002
			KEN	KENTUCKY 31 FESCUE	0102	002
			KLB	KLEBERG BLUESTEM	0102	002
			KLE	KLEIN	0102	002
			LER	LERIOPE	0102	002
			LIM	LIMOSINE	0102	002
			*--LMP	LIMPO GRASS	0102	002--*
			LMS	LOVEGRASS, MASON SANDHILL	0102	002
			LSA	LOVEGRASS, SAND	0102	002
			LWE	LOVEGRASS, WEeping	0102	002
			MAG	MAGNAR	0102	002
			MAT	MATUA	0102	002
			MBG	MEADOW	0102	002
			MUT	MUTTON	0102	002
			NAG	NATIVE	0102	002
			NAT	NEEDLE AND THREAD	0102	002
			NEW	NEWHY HYBRID WHEATGRASS	0102	002
			HNC	NORCOAST TUFTED HAIRGRASS	0102	002
			HNT	NORTRAN TUFTED HAIRGRASS	0102	002
			ORG	ORCHARD	0102	002
			PAM	PAMPAS	0102	002
			PBL	PLAINS BLUE STEMS	0102	002
			PJG	PRAIRIE JUNE	0102	002
			PLB	PLAINS BRISTLE	0102	002
			PRA	PRAIRIE	0102	002
			PRD	PRAIRIE DROPSEED	0102	002
PRS	PRARIE SANDREED	0102	002			
RRA	RATIBITA, RED	0102	002			
RDT	REDTOP	0102	002			
RCA	REED CANARY	0102	002			
RHO	RHODES	0102	002			

\*--2010 Crop Groups (Continued)

Code	Crop	Eligible Intended Use	Type Abbr	Type Name	Pay Crop	Pay Type
0102	GRASS	GZ	RAN	RYE, ANNUAL	0102	002
			RIN	RYE, INTERMEDIATE	0102	002
			RPE	RYE, PERENNIAL	0102	002
			RRW	RYE, RUSSIAN WILD	0102	002
			SAI	SAINFOIN	0102	002
			STA	SAINT AUGUSTINE	0102	002
			SDB	SANDBERG BLUEGRASS	0102	002
			SEC	SECAR BLUEBUNCH	0102	002
			SMB	SMALL BURNETT	0102	002
			SMO	SMOOTH BROME	0102	002
			SUD	SUDAN	0102	002
			SUN	SUN	0102	002
			SWI	SWITCH	0102	002
			TSW	THICK SPIKE WHEATGRASS	0102	002
			TIM	TIMOTHY	0102	002
			TRL	TRAILHEAD BASIN	0102	002
			TBW	TRAILHEAD BASIN WILD RYE	0102	002
			TRU	TRUDANE	0102	002
			THG	TUFTED HAIRGRASS	0102	002
			TBL	TUNDRA BLUEGRASS	0102	002
			WBB	WHEAT GRASS, BLUE BUNCH	0102	002
			WCR	WHEAT GRASS, CRESTED	0102	002
			WRG	WHEAT GRASS, EGYPTIAN	0102	002
			WIN	WHEAT GRASS, INTERMEDIATE	0102	002
			WPU	WHEAT GRASS, PUBESCENT	0102	002
			WRF	WHEAT GRASS, RUF FAIRWAY CRESTED	0102	002
			WSI	WHEAT GRASS, SIBERIAN	0102	002
			WSL	WHEAT GRASS, SLENDER	0102	002
			WST	WHEAT GRASS, STREAMBANK	0102	002
			WTA	WHEAT GRASS, TALL	0102	002
WWE	WHEAT GRASS, WESTERN	0102	002			
WPR	WHITE PRAIRIE CLOVER	0102	002			
WIL	WILMON LOVEGRASS	0102	002			
ZOY	ZOYSIA	0102	002			

--\*

2010 Crop Groups (Continued)

Code	Crop	Eligible Intended Use	Type Abbr	Type Name	Pay Crop	Pay Type
0102	GRASS	SO	ALK	ALKALAI	0102	003
			AWR	ALTAI WILD RYE	0102	003
			*--ASG	AMERICAN SLOUGHGRASS	0102	003--*
			FAC	ARCTARED FESCUE	0102	003
			ARG	ARGENTINE BAHIA	0102	003
			BAH	BAHALIA	0102	003
			BHI	BAHIA	0102	003
			BER	BEARDLESS WILD RYE	0102	003
			BGC	BENT, COLONIAL	0102	003
			BCR	BENT, CREEPING	0102	003
			BCM	BERMUDA, COMMON	0102	003
			BCS	BERMUDA, COASTAL	0102	003
			BBL	BIG BLUE	0102	003
			BLB	BIG BLUESTEM	0102	003
			BPG	BLUE PANIC	0102	003
			BWR	BLUE WILD RYEGRASS	0102	003
			CBG	BLUEGRASS, CANADIAN	0102	003
			BLK	BLUEGRASS, KENTUCKY	0102	003
			BLH	BLUEGRASS, ROUGH	0102	003
			BLR	BLUEGRASS, RUGBY	0102	003
			BLJ	BLUEJOINT	0102	003
			BJR	BLUEJOINT REEDGRASS	0102	003
			BLG	BLUESTEM, GORDO	0102	003
			BLL	BLUESTEM, LITTLE	0102	003
			BLM	BLUESTEM, MEDIO	0102	003
			BOW	BLUESTEM, OLD WORLD	0102	003
			BLS	BLUESTEM, SAND	0102	003
			BLY	BLUESTEM, YELLOW	0102	003
			BOS	BOSIOSKI WILD RYE	0102	003
			BRM	BROME, MOUNTAIN	0102	003
			BRP	BROME, POLAR	0102	003
			BRR	BROME, REGAR	0102	003

\*--2010 Crop Groups (Continued)

Code	Crop	Eligible Intended Use	Type Abbr	Type Name	Pay Crop	Pay Type
0102	GRASS	SO	BUF	BUFFALO	0102	003
			BFF	BUFFEL	0102	003
			CFB	CALIFORNIA BROME	0102	003
			RCW	CANADIAN WILD RYE	0102	003
			CAN	CANARY	0102	003
			CBY	CANBY	0102	003
			CEN	CENTIPEDE	0102	003
			CRG	CRABGRASS	0102	003
			CFG	CREEPING FOXTAIL, GARRISON	0102	003
			DAL	DALLIS	0102	003
			EAS	EASTERN GAMAGRASS	0102	003
			EME	EMERALD	0102	003
			FCH	FESCUE, CHEWING	0102	003
			FSH	FESCUE, HARD	0102	003
			FME	FESCUE, MEADOW	0102	003
			FRE	FESCUE, RED	0102	003
			FRO	FESCUE, ROUGH	0102	003
			FTA	FESCUE, TALL	0102	003
			GBM	GEORGE BLACK MEDIC	0102	003
			GBU	GRAMA, BLUE	0102	003
			GBH	GRAMA, BLUE HACHITA	0102	003
			GBL	GRAMA, BLUE LOVINGTON	0102	003
			GHA	GRAMA, HAIRY	0102	003
			GSO	GRAMA, SIDE OATS	0102	003
			GNE	GREEN NEEDLE	0102	003
			GPG	GREEN PANIC	0102	003
			GST	GREEN SPRANGLE TOP	0102	003
			HON	HONTAX	0102	003
HBG	HYBRID BENT	0102	003			
BGH	HYBRID BERMUDA	0102	003			

--\*

2010 Crop Groups (Continued)

Code	Crop	Eligible Intended Use	Type Abbr	Type Name	Pay Crop	Pay Type
0102	GRASS	SO	IDA	IDAHO FESCUE	0102	003
			ING	INDIAN	0102	003
			IRG	INDIAN RICEGRASS	0102	003
			JOH	JOHNSON	0102	003
			JOS	JOSE TALL WHEATGRASS	0102	003
			JUN	JUNEGRASS	0102	003
			KEN	KENTUCKY 31 FESCUE	0102	003
			KLB	KLEBERG BLUESTEM	0102	003
			KLE	KLEIN	0102	003
			LER	LERIOPE	0102	003
			LIM	LIMOSINE	0102	003
			*--LMP	LIMPO GRASS	0102	003--*
			LMS	LOVEGRASS, MASON SANDHILL	0102	003
			LSA	LOVEGRASS, SAND	0102	003
			LWE	LOVEGRASS, WEeping	0102	003
			MAG	MAGNAR	0102	003
			MAT	MATUA	0102	003
			MBG	MEADOW	0102	003
			MUT	MUTTON	0102	003
			NAG	NATIVE	0102	003
			NAT	NEEDLE AND THREAD	0102	003
			NEW	NEWHY HYBRID WHEATGRASS	0102	003
			HNC	NORCOAST TUFTED HAIRGRASS	0102	003
			HNT	NORTRAN TUFTED HAIRGRASS	0102	003
			ORG	ORCHARD	0102	003
			PAM	PAMPAS	0102	003
			PBL	PLAINS BLUE STEMS	0102	003
			PJG	PRAIRIE JUNE	0102	003
			PLB	PLAINS BRISTLE	0102	003
			PRA	PRAIRIE	0102	003
			PRD	PRAIRIE DROPSEED	0102	003
			PRS	PRARIE SANDREED	0102	003
RRA	RATIBITA, RED	0102	003			
RDT	REDTOP	0102	003			
RCA	REED CANARY	0102	003			
RHO	RHODES	0102	003			



\*--2010 Crop Groups (Continued)

Code	Crop	Eligible Intended Use	Type Abbr	Type Name	Pay Crop	Pay Type
0102	GRASS	SO	RAN	RYE, ANNUAL	0102	003
			RIN	RYE, INTERMEDIATE	0102	003
			RPE	RYE, PERENNIAL	0102	003
			RRW	RYE, RUSSIAN WILD	0102	003
			SAI	SAINFOIN	0102	003
			STA	SAINT AUGUSTINE	0102	003
			SDB	SANDBERG BLUEGRASS	0102	003
			SEC	SECAR BLUEBUNCH	0102	003
			SMB	SMALL BURNETT	0102	003
			SMO	SMOOTH BROME	0102	003
			SUD	SUDAN	0102	003
			SUN	SUN	0102	003
			SWI	SWITCH	0102	003
			TSW	THICK SPIKE WHEATGRASS	0102	003
			TIM	TIMOTHY	0102	003
			TRL	TRAILHEAD BASIN	0102	003
			TBW	TRAILHEAD BASIN WILD RYE	0102	003
			TRU	TRUDANE	0102	003
			THG	TUFTED HAIRGRASS	0102	003
			TBL	TUNDRA BLUEGRASS	0102	003
			WBB	WHEAT GRASS, BLUE BUNCH	0102	003
			WCR	WHEAT GRASS, CRESTED	0102	003
			WRG	WHEAT GRASS, EGYPTIAN	0102	003
			WIN	WHEAT GRASS, INTERMEDIATE	0102	003
			WPU	WHEAT GRASS, PUBESCENT	0102	003
			WRF	WHEAT GRASS, RUF FAIRWAY CRESTED	0102	003
			WSI	WHEAT GRASS, SIBERIAN	0102	003
			WSL	WHEAT GRASS, SLENDER	0102	003
WST	WHEAT GRASS, STREAMBANK	0102	003			
WTA	WHEAT GRASS, TALL	0102	003			
WWE	WHEAT GRASS, WESTERN	0102	003			
WPR	WHITE PRAIRIE CLOVER	0102	003			
WIL	WILMON LOVEGRASS	0102	003			
ZOY	ZOYSIA	0102	003			

--\*

\*--2010 Crop Groups (Continued)

Code	Crop	Eligible Intended Use	Type Abbr	Type Name	Pay Crop	Pay Type	
4000	GREENS	FH PR RS SD SE	COL	COLLARDS	4000	001	
			COM	COMMON KALE	4000	001	
		FH PR RS SD	GZ	RAP	RAPE/RAPINI/CHINESE BROCCOLI	4000	001
				ARU	ARUGULA	4000	003
				ASI	ASIAN	4000	001
				CHN	CHINESE MUSTARD	4000	003
				CHI	CHINESE SPINACH/AMARANTH	4000	001
				CRE	CRESSIE	4000	003
				CUR	CURLY ENDIVE	4000	001
				DAN	DANDELIONS	4000	003
				ESC	ESCAROLE	4000	001
				EDF	FRIZEE/BELGIAN ENDIVE	4000	001
				GRN	GREEN SWISSCHARD	4000	002
				HYB	HYBRID MUSTARD	4000	002
				LEF	LEAF SPINACH	4000	001
				MIZ	MIZUNA/JAPANESE MUSTARD	4000	001
				OMS	OPEN POLLINATED MUSTARD	4000	001
				ORA	ORACH	4000	001
				PER	PERILLA/SHISO/JAPANESE BASIL	4000	001
				RED	RED SWISSCHARD	4000	001
SHA	SHANGHI BOK CHOY	4000	001				
SHC	SHUM CHOY	4000	001				
SOR	SORRELL	4000	003				
SUK	SUK GAT	4000	001				
TOC	TOC CHOY	4000	001				
TUR	TURNIP	4000	001				
VIN	VINE SPINACH	4000	001				
WAT	WATER SPINACH	4000	001				
YUC	YU CHOY	4000	001				
1167	GUANABANA/ SOURSOP	FH			1167	001	
0134	GUAR	SD			0134	001	
0498	GUAVA	FH PR			0498	001	
1299	GUAVABERRY	FH			1299	001	
0376	HAZEL NUTS	BLANK			0376	001	

--\*

2010 Crop Groups (Continued)

Code	Crop	Eligible Intended Use	Type Abbr	Type Name	Pay Crop	Pay Type		
5000	HERBS	FH PR	CAC	CACAO	5000	001		
		FH PR SD	HYA	ANISE HYSSOP	5000	001		
			BAS	BASIL	5000	005		
			BAY	BAY LEAF	5000	005		
			BOR	BORAGE	5000	002		
			BUC	BU CHOO/GARLIC CHIVES	5000	001		
			CWY	CARAWAY	5000	001		
			CAR	CARDOON	5000	001		
			CHI	CHIVES	5000	005		
			CIL	CILANTRO/CORIANDER	5000	001		
			HYC	COMMON HYSSOP	5000	001		
			DIL	DILL	5000	001		
			FNL	FENNEL/ANISE	5000	001		
			FEN	FENUGREEK	5000	001		
			LMG	LEMONGRASS	5000	006		
			MAR	MARJORAM	5000	007		
			MNT	MINT	5000	005		
			MTA	MINT APPLE	5000	001		
			NAT	NATIVE SPEARMINT	5000	006		
			ORE	OREGANO	5000	007		
			PAR	PARSLEY	5000	001		
			PEP	PEPPERMINT	5000	008		
			REC	RECAO	5000	001		
			ROS	ROSEMARY	5000	007		
			SAG	SAGE	5000	007		
			SAV	SAVORY	5000	001		
			SCO	SCOTCH SPEARMINT	5000	008		
			*--STV	STEVIA	5000	001--*		
		TAR	TARRAGON	5000	005			
		THY	THYME	5000	007			
				FH PR RT SD	PAR	PARSLEY	5000	001
				RT	GOB	GOBO	5000	001

\*--2010 Crop Groups (Continued)

Code	Crop	Eligible Intended Use	Type Abbr	Type Name	Pay Crop	Pay Type
1190	HONEY	NT TB			1190	001
0758	HONEYDEW	FH SD			0758	001
0138	HOPS	FH			0138	001
0090	HORSERADISH	FH PR RS SD			0090	001
0622	HUCKLEBERRIES	FH PR			0622	001
0440	INDIGO	FH			0440	001
1217	INDUSTRIAL RICE	BLANK			1217	001
9030	ISRAEL MELONS	FH			9030	001
7037	JACK FRUIT	FH PR			7037	001
0522	JERUSALEM ARTICHOKE	FH			0522	001
0490	JOJOBA	BLANK			0490	001
0019	KAMUT	GR			0019	001
0489	KENAF	BLANK FH			0489	001
0463	KIWIFRUIT	FH PR			0463	001
2002	KOCHIA (PROSTRATA)	FG SD			2002	001
		GZ			2002	002

--\*

\*--2010 Crop Groups (Continued)

Code	Crop	Eligible Intended Use	Type Abbr	Type Name	Pay Crop	Pay Type
0374	KOHLRABI	FH GZ SD			0374	001
9993	KOREAN GOLDEN MELON	FH			9993	001
0473	KUMQUATS	FH PR			0473	001
0377	LEEKs	FH SD			0377	001
0035	LEMONS	FH PR			0035	001
0401	LENTILS	DE FG GZ			0401	001
0273	LESPEDEZA	FG SD GZ			0102	001 002
0140	LETTUCE	FH SD	BIB BOS BTR CRS LEF RMW	BIBB BOSTON BUTTERHEAD CRISPHEAD LEAF ROMAINE	0140 0140 0140 0140 0140 0140	002 002 001 001 002 002
0036	LIMES	FH PR	KEY MEX TAH	KEY MEXICAN TAHITI LIMES	0036 0036 0036	001 001 001
8004	LONGAN	FH PR			8004	001
8005	LYCHEE (LITCHI)	FH			8005	001
0469	MACADAMIA NUTS	BLANK			0469	001
0464	MANGOS	FH PR			0464	001

--\*

\*--2010 Crop Groups (Continued)

Code	Crop	Eligible Intended Use	Type Abbr	Type Name	Pay Crop	Pay Type
7208	MANGOSTEEN	FH PR			7208	001
0100	MAPLE SAP	PR			0100	001
9904	MAYHAW BERRIES	FH PR			9904	001
0793	MEADOWFOAM	SD			0793	001
8139	MELONGENE	FH SD			8139	001
1294	MESPLE	FH PR			1294	001
0080	MILLET	FG GR GZ SD	COM	COMMON	0080	001
			DOP	DOVE PROSO	0080	001
0296	MIXED FORAGE	FG SD	AGM	ALFALFA GRASS MIXTURE	0296	001
			ASG	ALFALFA SMALL GRAIN INTERSEEDED	0296	001
			GMA	GRASS MIX-BELOW 25% ALFALFA	0296	001
			SSG	GRASS/SMALL GRAIN INTERSEEDING	0102	001
			OTP	HAY OATS AND PEAS	0102	001
			LCG	LEGUME/COARSE GRAIN	0102	001
			LGM	LEGUME/GRASS MIXTURE	0102	001
			LSG	LEGUME/SMALL GRAIN	0102	001
			LGG	LEGUME/SMALL GRAIN/GRASS	0102	001
			NSG	NATIVE GRASS INTERSEEDED	0102	001
			ICG	2 OR MORE INTERSEEDED COARSE GRAINS	0102	001
			IGS	2 OR MORE INTERSEEDED GRASS MIX	0102	001
			MSG	2 OR MORE INTERSEEDED SMALL GRAINS	0102	001
			LEG	2 OR MORE LEGUMES INTERSEEDED	0102	001

--\*

2010 Crop Groups (Continued)

Code	Crop	Eligible Intended Use	Type Abbr	Type Name	Pay Crop	Pay Type
0296	MIXED FORAGE	GZ	AGM	ALFALFA GRASS MIXTURE	0102	002
			ASG	ALFALFA SMALL GRAIN INTERSEEDED	0102	002
			GMA	GRASS MIX-BELOW 25% ALFALFA	0102	002
			SSG	GRASS/SMALL GRAIN INTERSEEDING	0102	002
			OTP	HAY OATS AND PEAS	0102	002
			LCG	LEGUME/COARSE GRAIN	0102	002
			LGM	LEGUME/GRASS MIXTURE	0102	002
			LSG	LEGUME/SMALL GRAIN	0102	002
			LGG	LEGUME/SMALL GRAIN/GRASS	0102	002
			NSG	NATIVE GRASS INTERSEEDED	0102	002
			ICG	2 OR MORE INTERSEEDED COARSE GRAINS	0102	002
			IGS	2 OR MORE INTERSEEDED GRASS MIX	0102	002
			MSG	2 OR MORE INTERSEEDED SMALL GRAINS	0102	002
			LEG	2 OR MORE LEGUMES INTERSEEDED	0102	002
3001	MOLLUSK	FH PR	ABA	ABALONE	3001	001
			BAY	BAY SCALLOPS	3001	001
			GRO	GROWOUT CLAMS	3001	001
			MUS	MUSSELS	3001	001
			NUR	NURSERY CLAMS	3001	001
			OYS	OYSTERS	3001	002
			RAC	RACEWAY CLAMS	3001	001
0370	MULBERRIES	FH JU			0370	001
0403	MUSHROOMS	FH PR	COM	COMMON	0403	001
			SHI	SHITAKE	0403	001
0130	MUSTARD	SD	BWN	BROWN	0130	001
			ORN	ORIENTAL	0130	001
			YEL	YELLOW	0130	001
0250	NECTARINES	*--FH	NEE	EARLY SEASON	0250	001
			NEL	LATE SEASON	0250	001
			NEM	MID SEASON	0250	001--*
		FH PR		0250	001	
1010	NURSERY	BLANK	CON	CONTAINER	1010	001
			FLD	FIELD	1010	001

\*--2010 Crop Groups (Continued)

Code	Crop	Eligible Intended Use	Type Abbr	Type Name	Pay Crop	Pay Type
0016	OATS	FG GZ	HUL	HULLESS	0016	002
			SPR	SPRING	0016	002
			WTR	WINTER	0016	002
		GR	HUL	HULLESS	0016	001
			SPR	SPRING	0016	001
			WTR	WINTER	0016	001
		SD	SPR	SPRING	0016	001
			WTR	WINTER	0016	001
		0286	OKRA	FH PR SD		
0501	OLIVES	OL PR			0501	001
0142	ONIONS	SD	HYB	HYBRID	0142	005
			OPN	OPEN POLLINATED	0142	006
		FH GZ PR SE	BEL	BUNCHING	0142	001
			FWY	FALL PLANTED WHITE & YELLOW	0142	001
			GRN	GREEN	0142	002
			LWP	LITTLE WHITE PEARL	0142	003
			RED	REDS	0142	001
			STR	STORAGE	0142	004
			SWE	SWEET EARLY	0142	001
			SWL	SWEET LATE	0142	001
			TLW	TOKYO LONG WHITE BUNCH	0142	002
			WHT	WHITES	0142	001
			YHY	YELLOW HYBRID	0142	001
			0023	ORANGES	FH JU PR	BLT
CAL	CALAMONDIN	0023				001
ERL	EARLY	0023				001
ETM	EARLY/MIDSEASON	0023				001
LAT	LATE	0023				001
MND	MANDARINS	0023				002
NAV	NAVEL	0023				002
SWT	SWEET	0023				001
TMP	TEMPLE	0023				001
VLN	VALENCIA	0023				003

--\*



2010 Crop Groups (Continued)

Code	Crop	Eligible Intended Use	Type Abbr	Type Name	Pay Crop	Pay Type	
0181	PAPAYA	FH JU	RED	RED (MEXICAN)	0181	001	
			YEL	YELLOW	0181	002	
0338	PARSNIP	FH SD	HYB	HYBRID	0338	001	
			OPN	OPEN POLLINATED	0338	002	
0502	PASSION FRUITS	FH			0502	001	
0034	PEACHES	*--FH	FSE	FREESTONE EARLY SEASON	0034	001	
			FSL	FREESTONE LATE SEASON	0034	001	
			FSM	FREESTONE MID SEASON	0034	001--*	
		FH PR RS	CLI	CLING PEACHES	0034	003	
			FRE	FREESTONE PEACHES	0034	002	
			SCE	SF CLING EARLIES	0034	001	
			SCL	SF CLING LATE	0034	001	
			SCP	SF CLING EXT EARLY	0034	001	
			SCX	SF CLING EXT LATE	0034	001	
0075	PEANUTS	GP HP NP	RUN	RUNNER	0075	001	
			SPE	SOUTHEAST SPANISH	0075	001	
			SPW	SOUTHWEST SPANISH	0075	001	
			VAL	VALENCIA	0075	001	
			VIR	VIRGINIA	0075	001	
0144	PEARS	FH PR RS	ANJ	ANJOU	0144	001	
			ASN	ASIAN	0144	001	
			BLT	BARTLETT	0144	001	
			BOS	BOSC	0144	001	
			CMC	COMICE	0144	001	
			COM	COMMON	0144	001	
			SPC	SPECIALTY	0144	002	
0067	PEAS	FG GZ SD	CHK	CHICKLING (VETCH)	0067	001	
			DE FG GZ SD	AUS	AUSTRIAN	0067	001
			GRN	GREEN	0067	001	
			WSD	WRINKLED SEED	0067	001	
			YEL	YELLOW VARIETY	0067	001	
		DE FG SD	UMA	UMATILLA	0067	001	

2010 Crop Groups (Continued)

Code	Crop	Eligible Intended Use	Type Abbr	Type Name	Pay Crop	Pay Type
0067	PEAS	DE FG FH PR SD	BLE	BLACK EYE	0067	002
			BUT	BUTTER	0067	005
			CAL	CALEY	0067	001
			CHI	CHINA	0067	001
			COW	COW	0067	001
			CRM	CREAM	0067	001
			CRO	CROWDER	0067	001
			ENG	*--ENGLISH/GARDEN--*	0067	001
			FLT	FLAT	0067	001
			MIN	MINI	0067	001
			PIG	PIGEON	0067	004
			PHL	PURPLE HULL	0067	003
			RON	RONDO	0067	001
			SNA	SNAP	0067	003
		SNO	SNOW	0067	006	
		SOA	SOUTHERN ACRE	0067	001	
		*--DE FG FH GZ PR SD--*	SPK	SPECKLED/COLORED	0067	001
		DE FG FH LT PR SD	SUG	SUGAR	0067	004
0146	PECANS	BLANK	IMP	IMPROVED	0146	002
			NAT	NATIVE	0146	001
0083	PEPPERS	FH PR SD SE	ANA	ANAHEIM	0083	002
			BAN	BANANA	0083	002
			CAY	CAYENNE	0083	004
			CUB	CUBANELLS	0083	006
			FIN	FINGERHOTS	0083	001
			GOU	GOURMET MINI	0083	001
			GRC	GREEN CHILI	0083	006
			GRN	GREEN BELL	0083	005
			HAB	HABANERO	0083	006

2010 Crop Groups (Continued)

Code	Crop	Eligible Intended Use	Type Abbr	Type Name	Pay Crop	Pay Type
0083	PEPPERS	FH PR SD SE	HTC	HOT CHERRY	0083	003
			*--HHW	HUNGARIAN HOT WAX	0083	001--*
			ITA	ITALIAN	0083	001
			JAL	JALAPENO	0083	005
			LNG	LONG JOHNS	0083	001
			MIN	MINI	0083	001
			ORD	ORIENTAL RED	0083	001
			ORS	ORIENTAL SWEET	0083	004
			PAP	PAPRIKA	0083	001
			PEP	PEPINO	0083	005
			PIM	PIMENTO	0083	001
			POB	POBLANO	0083	001
			RED	RED CHILI	0083	007
			*--SER	SERRANO	0083	001--*
			SPT	SPORT	0083	001
SWC	SWEET CHERRY	0083	005			
TOB	TOBASCO	0083	004			
<hr/>						
9033	PERENNIAL PEANUTS	FG			9033	001
		GZ			9033	002
<hr/>						
0465	PERSIMMONS	FH PR			0465	001
<hr/>						
0185	PINEAPPLE	FH PR	ABA	ABACAXI/SUGAR LOAF	0185	001
			QUN	QUEEN	0185	001
			RED	RED SPANISH	0185	001
			SMO	SMOOTH	0185	001
<hr/>						
0470	PISTACHIOS	BLANK			0470	001
<hr/>						
0186	PLANTAIN	FH	COM	COMMON	0186	001
			MAR	MARICONGO	0186	001
			SHT	SHORT	0186	001
			SUP	SUPER	0186	001

\*--2010 Crop Groups (Continued)

Code	Crop	Eligible Intended Use	Type Abbr	Type Name	Pay Crop	Pay Type
0466	PLUMCOTS	FH RS			0466	001
0254	PLUMS	FH PR RS	ERL	EARLY	0254	001
			LAT	LATE	0254	001
			MID	MIDSEASON	0254	001
0135	POHOLE	FH			0135	001
0467	POMEGRANATES	FH JU PR			0467	001
0084	POTATOES	FH PR SD	FIN	FINGERLING	0084	001
			IRS	IRISH	0084	002
			RED	REDS	0084	001
			RUS	RUSSETS	0084	001
			SPC	SPECIALTY	0084	001
			WHT	WHITES	0084	001
			YEL	YELLOW	0084	001
0086	PRUNES	FH PR RS			0086	001
0906	PUMMELO	FH PR			0906	001
0147	PUMPKINS	FH PR SD	CHI	CHINESE	0147	001
			CUS	CUSHAW	0147	004
			GHO	GHOST	0147	001
			HOD	HOWDEN	0147	002
			JAC	JACK-O-LANTERN	0147	001
			KOB	KOBACHA/CALABAZA	0147	001
			MAM	MAMMOTH	0147	001
			MIN	MINI	0147	003
			SUG	SUGAR	0147	005
0468	QUINCES	FH PR			0468	001

--\*

\*--2010 Crop Groups (Continued)

Code	Crop	Eligible Intended Use	Type Abbr	Type Name	Pay Crop	Pay Type
0716	QUINOA	FH GR			0716	001
0148	RADISHES	FH SD	CHI	CHINESE	0148	002
			DAI	DAIKON	0148	003
			HYB	HYBRID	0148	002
			KOR	KOREAN	0148	001
			OPN	OPEN POLLINATED	0148	003
0037	RAISINS	BLANK			0037	001
7164	RAMBUTAN	FH PR RS SD			7164	001
0129	RAPESEED	SD			0129	001
0335	RHUBARB	FH PR RS			0335	001
0018	RICE	BLANK	LGR	LONG GRAIN	0018	001
			MGR	MEDIUM GRAIN	0018	001
			SGR	SHORT GRAIN	0018	001
0904	RICE, SWEET	BLANK			0904	001
0641	RICE, WILD	BLANK			0641	001
0339	RUTABAGA	FH PR SD			0339	001
0094	RYE	GR SD			0094	001
		FG GZ			0094	002
0079	SAFFLOWER	FG SD			0079	001
8008	SAPODILLA	FH			8008	001

--\*

\*--2010 Crop Groups (Continued)

Code	Crop	Eligible Intended Use	Type Abbr	Type Name	Pay Crop	Pay Type
0998	SAPOTE	FH PR	BLA	BLACK	0998	002
			MAM	MAMEY	0998	001
			WHI	WHITE	0998	002
8109	SCALLIONS	FH PR SD			8109	001
0396	SESAME	SD			0396	001
0533	SHALLOTS	FH SD			0533	001
0050	SORGHUM FORAGE	FG GZ ML PR SD SG	ALU	ALUM	0050	001
			CAN	CANE	0050	001
			SWT	SWEET	0050	001
		FG GZ SD	SUD	SUDEX	0050	001
0051	SORGHUM	FG GR GZ SD SG	GRS	GRAIN	0051	002
			HIG	HYBRID	0051	002
0052	SORGHUM DUAL PURPOSE	GR			0051	002
		FG GZ SG			0050	001
0081	SOYBEANS	FG FH GR GZ SD	COM	COMMON	0081	001
			EDA	EDAMAME	0081	002
			LER	LERADO	0081	001
0131	SPELTZ	FG GR GZ			0131	001
0760	SPRITE MELON	FH SD			0760	001

--\*

\*--2010 Crop Groups (Continued)

Code	Crop	Eligible Intended Use	Type Abbr	Type Name	Pay Crop	Pay Type
0155	SQUASH	FH PR SD	ACN	ACORN	0155	001
			BAN	BANANA	0155	001
			BIT	BITTERMELON	0155	004
			BTR	BUTTERCUP	0155	001
			BTT	BUTTERNUT	0155	001
			CHY	CHAYOTE	0155	004
			CRK	CROOKNECK	0155	001
			DNG	DUNGUA	0155	001
			MOQ	MOQUA	0155	003
			OPO	OPO	0155	005
			SNG	SINGUA	0155	003
			SPG	SPAGHETTI	0155	001
			SUM	SUMMER	0155	002
			SUN	SUNBURST	0155	001
			WTR	WINTER	0155	001
ZUC	ZUCCHINI	0155	002			
0154	STRAWBERRIES	FH PR RS SE			0154	001
0039	SUGAR BEETS	PR SD			0039	001
0038	SUGARCANE	FH PR			0038	001
0078	SUNFLOWERS	FG GR SD	NON	CONFECTIONARY	0078	001
			OIL	OIL	0078	002
0156	SWEET POTATOES	FH PR SD SE	BEA	BEAUREGARD	0156	001
			COV	COVINGTON	0156	001
			DIA	DIANNE	0156	001
			GAR	GARNET	0156	001
			GEO	GEORGIA RED	0156	001
			GSW	GOLDEN SWEET	0156	001
			HAN	HANNAH	0156	001
			HAT	HATTERAS	0156	001
			HER	HERNANDEZ	0156	001
			JPN	JAPANESE	0156	001
			JER	JERSEY	0156	001
			JWL	JEWEL	0156	001
			MAM	MAMEYA	0156	001
			ORI	ORIENTAL	0156	001
			RGL	RED GLOW	0156	001
			SBE	SWEET BONIATO	0156	001
SHA	SWEET HAYMAN	0156	001			
WHT	WHITE	0156	001			

--\*

\*--2010 Crop Groups (Continued)

Code	Crop	Eligible Intended Use	Type Abbr	Type Name	Pay Crop	Pay Type
0024	TANGELOS	FH JU	MIN	MINNEOLA	0024	001
			ORL	ORLANDO	0024	001
0048	TANGERINES	FH JU RS	MUR	MURCOTTS	0048	001
0187	TANNIER	FH	PUR	PURPLE	0187	001
			RAS	RASCANA	0187	001
			WHT	WHITE	0187	001
			YEL	YELLOW	0187	001
0535	TARO	FH	CHI	CHINESE	0535	001
			GIA	GIANT	0535	001
			POI	POI	0535	001
			XAN	XANTHOSOMA	0535	001
0179	TEA	PR			0179	001
1223	TEFF	GR			1223	001
		FG			0102	001
		GZ			0102	002
7158	TOMATILLOS	FH PR			7158	001
0087	TOMATOES	FH PR RS SD	CHR	CHERRY	0087	004
			GRN	GREEN	0087	002
			GRP	GRAPE	0087	005
			HYB	HYBRID	0087	002
			JPN	JAPANESE	0087	001
			PLM	PLUM	0087	003
			YEL	YELLOW	0087	001

--\*



\*--2010 Crop Groups (Continued)

Code	Crop	Eligible Intended Use	Type Abbr	Type Name	Pay Crop	Pay Type
0158	TRITICALE	GR SD			0158	001
		FG GZ			0158	002
0160	TURNIPS	FH GZ PR SD	HYB	HYBRID	0160	001
			OPN	OPEN POLLINATED	0160	001
1295	VANILLA	BLANK			1295	001
0435	VETCH	FG SD	CIC	CICER MILKVETCH	0102	001
			COM	COMMON	0102	001
			CRW	CROWN	0102	001
			HRY	HAIRY	0102	001
		GZ	CIC	CICER MILKVETCH	0102	002
			COM	COMMON	0102	002
			CRW	CROWN	0102	002
			HRY	HAIRY	0102	002
0029	WALNUTS	BLANK	BLK	BLACK	0029	001
			ENG	ENGLISH	0029	002
0613	WATER CRESS	FH PR			0613	001
0757	WATERMELON	FH SD	COM	COMMON	0757	001
			CRM	CRIMSON SWEET	0757	001
			JUB	JUBILEE	0757	001
			PER	PERSONAL/MINI	0757	001
			SUG	ICE BOX/SUGAR BABIES	0757	001
			SED	SEEDLESS	0757	002
			STR	STRIPED	0757	001
7302	WAX JAMBOO FRUIT	FH			7302	001

--\*

\*--2010 Crop Groups (Continued)

Code	Crop	Eligible Intended Use	Type Abbr	Type Name	Pay Crop	Pay Type
0011	WHEAT	GR SD	HAD	HARD AMBER DURUM	0011	001
			HRS	HARD RED SPRING	0011	001
			HRW	HARD RED WINTER	0011	001
			HWR	HARD WHITE WINTER	0011	001
			HWS	HARD WHITE SPRING	0011	001
			SRW	SOFT RED WINTER	0011	001
			SWS	SOFT WHITE SPRING	0011	001
			SWW	SOFT WHITE WINTER	0011	001
		FG GZ	HAD	HARD AMBER DURUM	0011	002
			HRS	HARD RED SPRING	0011	002
			HRW	HARD RED WINTER	0011	002
			HWR	HARD WHITE WINTER	0011	002
			HWS	HARD WHITE SPRING	0011	002
			SRW	SOFT RED WINTER	0011	002
			SWS	SOFT WHITE SPRING	0011	002
			SWW	SOFT WHITE WINTER	0011	002
0188	YAM	FH PR	DMD	DIAMOND	0188	001
			HAB	HABANERO	0188	001
			PUR	PURPLE	0188	001
			SWT	SWEET	0188	001
0695	YU CHA	FG PR RS SD			0695	001

--\*

**\*--2011 Crop Groups**

This table lists the 2011 crop codes, names, type abbreviations, eligible intended uses, pay crop codes, and pay type codes for completing CCC-471.

<b>Code</b>	<b>Crop</b>	<b>Eligible Intended Use</b>	<b>Type Abbr</b>	<b>Type Name</b>	<b>Pay Crop</b>	<b>Pay Type</b>
0027	ALFALFA	FG SD			0027	001
		GZ			0102	002
3003	ALGAE	FH PR	OGO	OGO (RED)	3003	001
0028	ALMONDS	BLANK			0028	001
9032	ALOE VERA	BLANK SD			9032	001
0516	AMARANTH GRAIN	GR			0516	001
0054	APPLES	FH JU PR RS	COM	COMMON	0054	001
			SPC	SPECIALTY	0054	001
0326	APRICOTS	FH PR RS			0326	001
0458	ARTICHOKES	FH PR SD			0458	001
0104	ASPARAGUS	FH PR RS SD			0104	001
0997	ATEMOYA	FH PR			0997	001
0106	AVOCADOS	FH PR			0106	001
0111	BAMBOO SHOOTS	FH PR			0111	001

--\*

2011 Crop Groups (Continued)

Code	Crop	Eligible Intended Use	Type Abbr	Type Name	Pay Crop	Pay Type			
0173	BANANAS	FH PR	BAB	BABY	0173	001			
			BFB	BLUEFIELD	0173	001			
			BRZ	BRAZILIAN	0173	001			
			CVB	CAVENDISH	0173	001			
			JON	JOHNSON	0173	001			
			*-THA	THAI	0173	001--*			
0091	BARLEY	FG GZ	HUL	HULLESS	0091	002			
			SPR	SPRING	0091	002			
			WXY	WAXY	0091	002			
			WTR	WINTER	0091	002			
		*--GR SD--*	HUL	HULLESS	0091	001			
			SPR	SPRING	0091	001			
			WXY	WAXY	0091	001			
			WTR	WINTER	0091	001			
			0047	BEANS	DE SD	ADZ	ADZUKI	0047	001
CAS	CASTOR	0047				001			
LUP	LUPINE	0047				001			
*--DE FG SD--*	MUN	MUNG			0047	001			
DE FG FH PR SD	ANA	ANASAZI			0047	002			
	BBL	BABY LIMA			0047	001			
	BTU	BLACK TURTLE			0047	001			
	BUT	BUTTER			0047	002			
	CHI	CHINESE STRING			0047	003			
	CRA	CRANBERRY			0047	001			
	DRK	DARK RED KIDNEY			0047	001			
	FAV	FAVA			0047	002			
	FSW	FLAT SMALL WHITE			0047	001			
	GAD	*--GARBANZO, SMALL DESI			0047	001			
	GAR	GARBANZO, LARGE KABULI--*			0047	001			
	*--GAS	GARBANZO, SMALL KABULI			0047	001--*			
	GBF	GREEN BABY FRENCH			0047	001			
	GRN	GREEN			0047	001			
	GTN	GREAT NORTHERN			0047	001			
	JAC	JACOBS CATTLE			0047	003			
	KEB	KENTUCKY BLUE	0047	001					
KIN	KINTOKI	0047	001						

2011 Crop Groups (Continued)

Code	Crop	Eligible Intended Use	Type Abbr	Type Name	Pay Crop	Pay Type
*-- 0047 --*	BEANS	DE FG FH PR SD	LGL	LARGE LIMA	0047	002
			LON	LONG	0047	002
			LRK	LIGHT RED KIDNEY	0047	001
			MRW	MARROW	0047	001
			MYO	MYOTHE	0047	001
			OCT	OCTOBER	0047	003
			PAP	PAPDAI VALOR	0047	004
			PEA	PEA/NAVY	0047	001
			PLC	POLE COLOMBUS	0047	001
			PLE	POLE	0047	002
			PNK	PINK	0047	001
			PNT	PINTO	0047	001
			ROM	ROMA	0047	003
			SHL	SHELLI	0047	001
			SMR	SMALL RED	0047	001
			SMW	SMALL WHITE	0047	001
			SOL	SOLDIER	0047	003
			SUL	SULFUR	0047	001
			TEB	TEBO	0047	001
			TIG	TIGER EYE KIDNEY	0047	001
VEL	VELVET	0047	001			
WAX	SNAP WAX	0047	001			
WHR	WHITE HALF RUNNER	0047	002			
WHT	WHITE ADZUKI	0047	001			
WIN	WING	0047	004			
WKD	WHITE KIDNEY	0047	001			
YEY	YELLOW EYE	0047	003			
YRD	YARDLONG	0047	001			

\*--2011 Crop Groups (Continued)

Code	Crop	Eligible Intended Use	Type Abbr	Type Name	Pay Crop	Pay Type
0642	BEETS	FH PR SD SE	HYB	HYBRID	0642	001
			OPN	OPEN POLLINATED	0642	001
0355	BIRDSFOOT/ TREFOIL	FG SD GZ			0102	001
					0102	002
0108	BLUEBERRIES	FH PR	HBS	HIGHBUSH	0108	001
			LWB	LOW BUSH	0108	001
			RAB	RABBITEYE	0108	001
1290	BREADFRUIT	FH			1290	001
0905	BROCCOFLOWER	FH PR SD			0905	001
0110	BROCCOLI	FH PR SD SE			0110	001
0112	BRUSSEL SPROUTS	FH PR SD			0112	001
0114	BUCKWHEAT	GR SD			0114	001
0116	CABBAGE	FH PR SD SE	CHO	CHOY	0116	001
			HYB	HYBRID	0116	001
			NAP	NAPA	0116	001
			OPN	OPEN POLLINATED	0116	002
			RED	RED	0116	001
			SAV	SAVOY	0116	001
1166	CAIMITO	FH PR			1166	001
9999	CALABAZA MELON	FH			9999	001
9056	CALALOO	FH			9056	001
0033	CAMELINA	PR SD			0033	001

2011 Crop Groups (Continued)

Code	Crop	Eligible Intended Use	Type Abbr	Type Name	Pay Crop	Pay Type
9998	CANARY MELON	FH SD			9998	001
6000	CANE BERRIES	FH PR	APC	APACHE	6000	001
			ARA	ARAPAHO	6000	001
			BLK	BLACK RASPBERRIES	6000	003
			BOY	BOYSEN BERRIES	6000	001
			CAS	CASCADE BERRIES	6000	001
			CHI	CHICKASAW	6000	001
			CHT	CHESTER BLACKBERRIES	6000	002
			EVG	EVERGREEN BLACKBERRIES	6000	002
			KIO	KIOWA/OUACHITA	6000	001
			KOT	KOTATA BLACKBERRIES	6000	001
			LOG	LOGAN BERRIES	6000	001
			MAR	MARION BERRIES	6000	001
			NAT	NATCHEZ	6000	001
			NAV	NAVAHO	6000	001
			OLA	OLALLIE BERRIES	6000	001
			*--PAK	PRIME ARK 45	6000	001
			PJA	PRIME-JAN	6000	001
			PJI	PRIME-JIM	6000	001--*
			RED	RED RASPBERRIES	6000	003
			TAY	TAY BERRIES	6000	001
			TRI	TRIPLE CROWN BLACKBERRIES	6000	001
0711	CANOLA	FG SD	FAL	FALL SEEDED	0711	001
			SPR	SPRING	0711	001
0759	CANTALOUPE	FH SD			0759	001
0999	CARAMBOLA (STARFRUIT)	FH			0999	001
0120	CARROTS	FH PR	HYB	HYBRID	0120	001
			MNE	MINI	0120	001
			OPN	OPEN POLLINATED	0120	001
		SD	HYB	HYBRID	0120	003
			OPN	OPEN POLLINATED	0120	002
9997	CASABA MELON	FH			9997	001
1291	CASHEW	BLANK			1291	001
0174	CASSAVA	FH	BGE	BEIGE	0174	001
			WHT	WHITE	0174	001

2011 Crop Groups (Continued)

Code	Crop	Eligible Intended Use	Type Abbr	Type Name	Pay Crop	Pay Type
0124	CAULIFLOWER	FH PR SD			0124	001
0509	CELERIAC	FH PR SD			0509	001
0126	CELERY	FH PR SD			0126	001
8045	CHERIMOYA	FH			8045	001
0128	CHERRIES	FH PR	SWT	SWEET	0128	002
			TRT	TART	0128	001
0375	CHESTNUTS	BLANK FH			0375	001
0840	CHIA	FH PR RS			0840	001
0511	CHICORY/RADICCHIO	FH RS	COM	COMMON	0511	001
			WIT	WITLOOF	0511	001
9996	CHINESE BITTER MELON	FH			9996	001
7321	CHRISTMAS TREES	FH	AFG	AFGHAN PINE	7321	001
			ARI	ARIZONA CYPRESS	7321	001
			AUS	AUSTRIAN PINE	7321	001
			BAL	BALSAM FIR	7321	001
			BLU	BLUE SPRUCE	7321	001
			CAN	CANAAN FIR	7321	001
			CAR	CAROLINA SAPPHIRE	7321	001
			COL	COLORADO BLUE SPRUCE	7321	001
			CON	CONCOLOR FIR	7321	001
			DOU	DOUGLAS	7321	001
			*--ENG	ENGLEMAN SPRUCE	7321	001--*
			FRA	FRASIER FIR	7321	001
			*--KOR	KOREAN FIR	7321	001--*
			LEY	LEYLAND	7321	001
			*--MEY	MEYER SPRUCE	7321	001--*
			NOB	NOBLE FIR	7321	001
			NOR	NORWAY SPRUCE	7321	001
			NRD	NORDMAN FIR	7321	001
			RED	RED CEDAR	7321	001
			SCO	SCOTCH PINE	7321	001
VAP	VIRGINIA PINE	7321	001			
WHT	WHITE SPRUCE	7321	001			
WPN	WHITE PINE NORWAY	7321	001			



\*--2011 Crop Groups (Continued)

Code	Crop	Eligible Intended Use	Type Abbr	Type Name	Pay Crop	Pay Type
1298	CINNAMON	BLANK			1298	001
9995	CITRON MELON	FH			9995	001
0265	CLOVER	FG SD	ALS	ALSIKE	0102	001
			ALC	ALYCE	0102	001
			AHD	ARROWHEAD	0102	001
			BAL	BALL	0102	001
			BER	BERSEEM	0102	001
			CRM	CRIMSON	0102	001
			KUR	KURA	0102	001
			MAM	MAMMOTH	0102	001
			PPR	PURPLE PRAIRIE	0102	001
			RED	RED	0102	001
			SUB	SUB	0102	001
			WHT	WHITE	0102	001
		YEL	YELLOW	0102	001	
		GZ	ALS	ALSIKE	0102	002
			ALC	ALYCE	0102	002
			AHD	ARROWHEAD	0102	002
			BAL	BALL	0102	002
			BER	BERSEEM	0102	002
			CRM	CRIMSON	0102	002
			KUR	KURA	0102	002
			MAM	MAMMOTH	0102	002
			PPR	PURPLE PRAIRIE	0102	002
RED	RED		0102	002		
SUB	SUB	0102	002			
WHT	WHITE	0102	002			
YEL	YELLOW	0102	002			

**\*--2011 Crop Groups (Continued)**

<b>Code</b>	<b>Crop</b>	<b>Eligible Intended Use</b>	<b>Type Abbr</b>	<b>Type Name</b>	<b>Pay Crop</b>	<b>Pay Type</b>
0175	COCONUTS	FH			0175	001
0176	COFFEE	PR	ARA	ARABICA	0176	001
			LIB	LIBERICA	0176	001
			ROB	ROBUSTA	0176	001
0041	CORN	FG GR SD	AMY	AMYLOSE	0041	001
		FG GR GZ	RED	RED	0041	001
		FG GR GZ SD	WHE	WHITE	0041	001
			YEL	YELLOW	0041	001
		FG FH GR GZ	BLU	BLUE	0041	001
		PR SD	POP	POPCORN	0041	003
			SWT	SWEET	0041	002
			TRO	TROPICAL	0041	001
0022	COTTON, ELS	BLANK			0022	001
0021	COTTON, UPLAND	BLANK			0021	001
0714	CRAMBE	SD			0714	001
0058	CRANBERRIES	FH PR			0058	001
9994	CRENSHAW MELON	FH SD			9994	001

--\*

2011 Crop Groups (Continued)

Code	Crop	Eligible Intended Use	Type Abbr	Type Name	Pay Crop	Pay Type
3002	CRUSTACEAN	FH PR	CRA	CRAYFISH	3002	001
			CRB	CRAB	3002	001
			GOB	GOBO SHRIMP	3002	001
			LGE	LARGE SHRIMP	3002	001
			MED	MEDIUM SHRIMP	3002	001
			PRW	PRAWNS	3002	002
			SML	SMALL SHRIMP	3002	001
0132	CUCUMBERS	FH PR SD	COM	COMMON	0132	001
			ENG	ENGLISH	0132	001
			PKL	PICKLING	0132	002
0325	CURRANTS	FH PR			0325	001
0177	DASHEEN	FH	PUR	PURPLE	0177	001
			WHT	WHITE	0177	001
0496	DATES	FH PR			0496	001
0318	EGGPLANT	FH PR SD	CHE	CHERRY	0318	001
			EUR	EUROPEAN	0318	001
			MIN	MINI	0318	002
			ORN	ORIENTAL	0318	001
0032	ELDERBERRIES	FH PR	BSH	BRUSH HILLS	0032	001
			CHE	CHEROKEE	0032	001
			MIL	MILL CREEK	0032	001
*-0133	EMMER	GR			0133	001--*
0060	FIGS	FH	ADR	ADRIATIC	0060	001
			BMF	BLACK MISSION	0060	001
			BTK	BROWN TURKEY	0060	001
			CAL	CALIMYRNA	0060	002
			KDT	KADOTA	0060	002

2011 Crop Groups (Continued)

Code	Crop	Eligible Intended Use	Type Abbr	Type Name	Pay Crop	Pay Type
3000	FINFISH	FH PR	JAK	ALMACO JACK	3000	001
			AWA	AWA	3000	001
			BIG	BIGHEAD CARP	3000	001
			BLK	BLACK TILAPIA	3000	001
			*--BLT	BLUE TILAPIA	3000	001--*
			BLU	BLUEGILL	3000	001
			CHN	CHANNEL CATFISH	3000	001
			CHI	CHINESE CARP	3000	001
			CNS	CHINESE CATFISH	3000	001
			CRP	CRAPPIE	3000	001
			DIP	DIPLOID AMUR	3000	001
			FLN	FLOUNDER	3000	001
			GUP	GUPPY	3000	003
			HAP	HAPLOCHROMINE TROPICAL	3000	001
			KOI	KOI CARP	3000	003
			LAM	LAMPROLOGUINE TROPICAL	3000	001
			LGE	LARGE MOUTH BASS	3000	001
			MBU	MBUNA CHICHLID TROPICAL	3000	001
			PER	PERCH	3000	001
			RDT	RED TILAPIA	3000	001
			RED	REDFISH	3000	001
			SHL	SHELLCRACK	3000	001
			SHU	SHUBUNKIN CARP	3000	002
			SML	SMALL MOUTH BASS	3000	001
			STR	STRIPED BASS	3000	001
			TAN	TANGANYIKA TROPICAL	3000	001
			THD	THREADFIN SHAD	3000	001
TRI	TRIPLOID AMUR	3000	001			
TRO	TROPICAL	3000	001			
TRT	TROUT	3000	001			
*--WPT	WHITE/PEARL TILAPIA	3000	001--*			
0031	FLAX	SD	COM	COMMON	0031	001
			LIN	LINOLA	0031	001
			LWB	LEWIS/WILD BLUE	0031	001

\*--2011 Crop Groups (Continued)

Code	Crop	Eligible Intended Use	Type Abbr	Type Name	Pay Crop	Pay Type
7501	FLOWERS	FH SE	SUN	SUNFLOWERS	7501	001
		FH SD SE	ACH	ACHILLEA	7501	001
			ACR	ACRONLIUM	7501	001
			AFV	AFRICAN VIOLET	7501	001
			AGA	AGAPANTHUS	7501	001
			AGR	AGERATUM	7501	001
			ALL	ALLIUM	7501	001
			ALS	ALSTROEMERIA	7501	001
			AMR	AMARANTH	7501	001
			AMA	AMARYLLIS	7501	001
			AMM	AMMOBIUM	7501	001
			ANM	ANEMONE	7501	001
			ANT	ANTHURIUM	7501	001
			ANO	ANTHURIUM OBAKE	7501	001
			ANP	ANTHURIUM PASTEL	7501	001
			ANR	ANTHURIUM RED	7501	001
			ART	ARTEMESIA	7501	001
			AST	ASTER	7501	001
			BAB	BABY'S BREATH	7501	001
			BAN	BANANA BLOOM	7501	001
			BAS	BANKSIA	7501	001
			BLD	BELLADONNA	7501	001
			BEL	BELLS OF IRELAND	7501	001
			BIR	BIRD OF PARADISE	7501	001
			BLS	BLACK EYED SUSANS	7501	001
			BLT	BLETILLA	7501	001
			BUP	BUPLEURUM	7501	001
BUS	BUSH CLOVER	7501	001			
BUT	BUTTERFLY MILKWEED	7501	001			
CLL	CALLA LILY	7501	001			
CAL	CALLADIUM	7501	001			
CMM	CAMOMILE	7501	001			

--\*

\*--2011 Crop Groups (Continued)

Code	Crop	Eligible Intended Use	Type Abbr	Type Name	Pay Crop	Pay Type
7501	FLOWERS	FH SD SE	CAM	CAMPANELLE	7501	001
			CND	CANDY TUFT	7501	001
			CAN	CANNA LILY	7501	001
			CEL	CELESIA	7501	001
			CEO	CELOSIA PLUME	7501	001
			CNT	CENTAUREA	7501	001
			CBM	CENTAUREA BLACK MAGIC	7501	001
			CEN	CENTRANTHUS	7501	001
			CHR	CHERIMOYA	7501	001
			CHO	CHOCOLATE	7501	001
			CRS	CHRYSANTHEMUM	7501	001
			CHH	CHURCH	7501	001
			CIR	CIRISIUM	7501	001
			CLE	CLEMATIS	7501	001
			COC	COCKSCOMB	7501	001
			COL	COLEUS	7501	001
			CFL	CONEFLOWER	7501	001
			CRN	CORNFLOWER	7501	001
			COS	COSMOS	7501	001
			CRA	CRASPEDIA	7501	001
			CPG	CREEPING PHLOX	7501	001
			DAF	DAFFODIL	7501	001
			DAH	DAHLIA	7501	001
			DGE	DAISY GERBERA	7501	001
			DSG	DAISY GLORIOSA	7501	001
			DSM	DAISY MARGUERITE	7501	001
			DSS	DAISY SHASTA	7501	001
			LLD	DAY LILY	7501	001
			DEL	DELPHINIUM	7501	001
			ECH	ECHEVERIA	7501	001
			EDI	EDIBLE	7501	001
			ELE	ELEPHANT EAR	7501	001
			IVY	ENGLISH IVY FLOWER	7501	001
			EUC	EUCALYPTUS	7501	001
EUP	EUPHORBIA	7501	001			
EPR	EVENING PRIMROSE	7501	001			
FSF	FALSE SUNFLOWER	7501	001			
FLA	FLAMINGO	7501	001			
FMN	FORGET-ME-NOT	7501	001			
FRE	FRESIA	7501	001			
GAR	GARDENIA	7501	001			
GIL	GILIA	7501	001			
GIN	GINGER	7501	001			

\*--2011 Crop Groups (Continued)

Code	Crop	Eligible Intended Use	Type Abbr	Type Name	Pay Crop	Pay Type
7501	FLOWERS	FH SD SE	GIP	GINGER PINK	7501	001
			GIR	GINGER RED	7501	001
			GPS	GYPSY	7501	001
			GLA	GLADIOLI	7501	001
			GOD	GODETIA	7501	001
			GOM	GOMPHRENA	7501	001
			GRG	GREEN GODDESS	7501	001
			GYP	GYPOCHILLA	7501	001
			HEF	HEATHER FIRECRACKER	7501	001
			HEM	HEATHER MELANTHRIA	7501	001
			HEP	HEATHER PERSOLUTA	7501	001
			HER	HEATHER REGEMINA	7501	001
			HLC	HELICHRYSUM	7501	001
			HLI	HELICONIA	7501	001
			HLP	HELICONIA PSITTACORM	7501	001
			HCC	HOLLYHOCK	7501	001
			HON	HONEYSUCKLE HALL'S	7501	001
			HYD	HYDRANGEA/HORTENSIA	7501	001
			LLN	ILIMA LANTERN	7501	001
			IRD	IRIS DUTCH	7501	001
			IRI	IRIS	7501	001
			KAL	KALANCHOE	7501	001
			KAN	KANGAROO PAW	7501	001
			LAR	LARKSPUR	7501	001
			LAV	LAVENDER	7501	001
			LEU	LEUCONDENDRON	7501	001
			LIA	LIATRIS	7501	001
			LIL	LILAC	7501	001
			LLA	LILY ASIATIC	7501	001
			LLE	LILY EASTER	7501	001
			LLO	LILY ORIENTAL	7501	001
			LIN	LINEUM	7501	001
			LIS	LISIANTHUS	7501	001
			LOB	LOBELIA	7501	001
LUP	LUPINE	7501	001			
LYC	LYCHNIS SCARLET	7501	001			
MAR	MARIGOLD	7501	001			
MIN	MINI JACKS	7501	001			
CNM	MINIATURE CARNATION	7501	001			
CUT	MIXED CUT	7501	001			
MOL	MOLLUCCELLA	7501	001			

--\*

2011 Crop Groups (Continued)

Code	Crop	Eligible Intended Use	Type Abbr	Type Name	Pay Crop	Pay Type
7501	FLOWERS	FH SD SE	MND	MONARDA	7501	001
			MON	MONTBRETIA	7501	001
			MNC	MONTE CASINO	7501	001
			MTM	MOUNTAIN MINT	7501	001
			MYR	MYRTLE	7501	001
			NAR	NARCISSUS	7501	001
			NIG	NIGELA	7501	001
			NSO	NORTHERN SEA OATS	7501	001
			OFG	OLD FIELD GOLDENROD	7501	001
			OCC	ORCHID CATTLEYAS	7501	001
			OCY	ORCHID CYMBIDIUM	7501	001
			OCD	ORCHID DENDROBIUM	7501	001
			ODS	ORCHID DENDROBIUM SPRAY	7501	001
			OCM	ORCHID MOTH	7501	001
			OCP	ORCHID PHALAENOPSIS	7501	001
			ORO	ORNAMENTAL OKRA	7501	001
			ORP	ORNAMENTAL PEPPERS	7501	001
			PAN	PANSY	7501	001
			PEN	PENSTEMAN STRICTIS	7501	001
			PEO	PEONY	7501	001
			PLP	PETALSTEMUM	7501	001
			PET	PETUNIA	7501	001
			*--PLU	PLUMERIA	7501	001
			PRO	PROTEA	7501	001
			PWL	PUSSY WILLOW	7501	001--*
			PYR	PYRETHRUM	7501	001
			QUN	QUEEN ANNE'S LACE	7501	001
			RAB	RANUNCULUS	7501	001
			ROS	ROSE	7501	001
			RHT	ROSE HYBRID TEA	7501	001
			RSM	ROSE MINIATURE	7501	001
			RSS	ROSE SWEETHEART	7501	001
			RUD	RUDBECKIA	7501	001
			SAL	SALVA	7501	001
			SCA	SCABIOSA	7501	001
			SCH	SCHIZOSTILIS	7501	001
			SEA	SEAFOAM	7501	001
			SED	SEDAHLIA	7501	001
			SDM	SEDUM	7501	001
			SNP	SNAPDRAGON	7501	001
SPD	SPIDERWORT	7501	001			
STR	STAR OF BETHLEHEM	7501	001			



\*--2011 Crop Groups (Continued)

Code	Crop	Eligible Intended Use	Type Abbr	Type Name	Pay Crop	Pay Type
7501	FLOWERS	FH SD SE	STD	STATICE DINUATA	7501	001
			STT	STATICE	7501	001
			STG	STATICE GERMAN	7501	001
			STF	STIFF GOLDENROD	7501	001
			STC	STOCK	7501	001
			STW	STRAWFLOWERS	7501	001
			SWM	SWAMP MILKWEED	7501	001
			SWA	SWEET ANNIE	7501	001
			SWP	SWEET PEA	7501	001
			SWW	SWEET WILLIAM	7501	001
			TAN	TANSY	7501	001
			THG	THISTLE GLOBE	7501	001
			TIG	TIGRIDIA	7501	001
			TRA	TRACHELIUM	7501	001
			TRI	TRITOMA	7501	001
			TUB	TUBEROSE	7501	001
			TUL	TULIP	7501	001
			UMB	UMBRELLA PLANT	7501	001
			VRB	VERBENA	7501	001
			VER	VERONICA	7501	001
WAT	WATER HYACINTH	7501	001			
WAX	WAXFLOWER	7501	001			
WLD	WILD GYP	7501	001			
WOD	WOOD LILIES	7501	001			
XER	XERANTHEMUM	7501	001			
YAR	YARROW	7501	001			
ZIN	ZINNIA	7501	001			
0125	FORAGE SOYBEAN/ SORGHUM	FG GZ			0125	001
0953	GAILON	FH PR RS SD			0953	001
0423	GARLIC	FH PR SD	COM	COMMON	0423	001
			ELE	ELEPHANT	0423	002
0178	GINGER	FH PR SD			0178	001
0089	GINSENG	FH SD			0089	001

--\*

2011 Crop Groups (Continued)

Code	Crop	Eligible Intended Use	Type Abbr	Type Name	Pay Crop	Pay Type
0424	GOOSEBERRIES	FH PR			0424	001
0322	GOURDS	FH PR SD	OKR	CHINESE OKRA	0322	001
0030	GRAPEFRUIT	FH JU PR	SRJ	RIO RED/STAR RUBY	0030	001
			RRJ	RUBY RED	0030	002
			SDY	SEEDY	0030	001
			WHT	WHITE	0030	001
0053	GRAPES	FH PR	ADA	ADALMIINA	0053	001
			AGL	AGLIANICA	0053	001
			ALB	ALICANTE-BOUSCHET	0053	002
			ALM	ALMERIA	0053	001
			AUR	AURORA	0053	001
			*--AUK	AUTUMN KING	0053	001--*
			AUT	AUTUMN ROYAL	0053	001
			BAC	BACO NOIR	0053	001
			BAR	BARBERAS	0053	002
			BTY	BEAUTY SEEDLESS	0053	001
			BTA	BETA	0053	001
			BCZ	BLACK CORINTH/ZANTE CURRANT	0053	001
			BLM	BLACK MISSION	0053	001
			BLA	BLACK SEEDLESS	0053	001
			BSL	BLACK SPANISH/LENOIR	0053	001
			BDB	BLANC DUBOIS	0053	001
			BLN	BLANC SEEDLESS	0053	001
			BLU	BLUEBELL	0053	001
			BRI	BRIANNA	0053	001
			BUF	BUFFALO/RUBIANA	0053	001
			BUR	BURGER	0053	002
			CAB	CABERNET	0053	002
			CBF	CABERNET FRANC	0053	002
			CPF	CABERNET PFEFFER	0053	001
			CBS	CABERNET SAUVIGNON	0053	002
			CAL	CALMERIA	0053	002
			CAM	CAMBELL	0053	001
			CAD	CANADICE	0053	001
			CDR	CARDINAL	0053	001
			CAR	CARIGNANE	0053	002
			CRM	CARMENET	0053	001
			CMN	CARMINE	0053	001
CAN	CARNELIAN	0053	002			
CAC	CASCADE	0053	001			
CAS	CASTEL	0053	001			
CAT	CATAWBA	0053	001			

2011 Crop Groups (Continued)

Code	Crop	Eligible Intended Use	Type Abbr	Type Name	Pay Crop	Pay Type
0053	GRAPES	FH PR	CAY	CAYUGA	0053	002
			CMB	CHAMBOURCIN	0053	002
			CHN	CHANCELLOR	0053	002
			CHD	CHARDONEL	0053	001
			CHA	CHARDONNAY	0053	002
			CHE	CHELOIS	0053	001
			CHB	CHENIN BLANC	0053	002
			CHR	CHRISTMAS ROSE	0053	001
			CIN	CINSAUT	0053	001
			CLI	CLINTON	0053	001
			COB	COLOBEL	0053	001
			COL	COLUMBARD FRENCH	0053	002
			CON	CONCORD	0053	001
			CRN	COROT NOIR	0053	001
			COS	COUNOISE	0053	001
			COU	COURDURIC	0053	001
			CRI	CRIMSON	0053	001
			CSL	CRIMSON SEEDLESS	0053	001
			CYN	CYNTHIA	0053	001
			CYT	CYNTHIANA	0053	001
			DEC	DECHAUNAC	0053	001
			DEL	DELAWARE	0053	001
			DIA	DIAMOND	0053	001
			DOL	DOLCETTO	0053	001
			DRN	DORNFELDER	0053	001
			DUT	DUTCHESS	0053	001
			EDE	EDELWIESS	0053	001
			EIN	EINSETT	0053	001
			ELV	ELVIRA	0053	001
			EMR	EMERALD RIESLING	0053	001
			*--EMS	EMERALD SEEDLESS	0053	001--*
			EPP	EMPERORS	0053	001
			ESP	ESPIRIT	0053	001
			EXT	EXOTIC	0053	001
FAN	FANTASY	0053	001			
FST	FIESTA	0053	002			
FLS	FLAME SEEDLESS	0053	001			
FLR	FLORA	0053	001			
FOC	FOCH	0053	001			
FOS	FOSCH	0053	001			
FRE	FREDONIA	0053	001			

2011 Crop Groups (Continued)

Code	Crop	Eligible Intended Use	Type Abbr	Type Name	Pay Crop	Pay Type
0053	GRAPES	FH PR	FRO	FRONTENAC	0053	001
			FRG	FRONTENAL GRIS	0053	001
			GAB	GAMAY BEAUJOLAIS	0053	002
			GAM	GAMAY/NAPA GAMAY	0053	002
			GEN	GENEVA RED #7	0053	001
			GEW	GEWURTZTRAMINER	0053	002
			GRH	GREEN HUNGARIAN	0053	001
			GRE	GRENACHE	0053	002
			GRY	GREY RIESLING	0053	001
			HIM	HIMROD	0053	001
			ISA	ISABELLA	0053	001
			ITA	ITALIA	0053	001
			IVE	IVES	0053	001
			JPT	JUPITER	0053	001
			KAY	KAY GRAY	0053	001
			KER	KERNER	0053	001
			KON	KING OF NORTH	0053	001
			KYO	KYOHO	0053	001
			LCT	LACRESENT	0053	001
			LAC	LACROSSE	0053	001
			LAK	LAKEMONT	0053	001
			*--LDN	LANDOT NOIR	0053	001--*
			LEM	LEMBERGER	0053	001
			LEO	LEON MILLOT/MILLOT	0053	001
			*--LOU	LOUISE SWENSON	0053	001--*
			MAL	MALBEC	0053	001
			MAB	MALVASIA BIANCA	0053	002
			MSB	MALVOISIE BLACK	0053	001
			MAC	MARCHEL FOCH	0053	001
			MAR	MARQUE	0053	001
			MRQ	MARQUETTE	0053	001
			MAS	MARS	0053	001
			MRS	MARSANNE	0053	001
			MAT	MATARO/MOUVEDRE	0053	001
			MDY	MELODY	0053	001
			MEL	MELON	0053	001
			MRT	MERLOT	0053	001
			MER	MERLOT	0053	002
			MEU	MEUNIER	0053	001
			MYR	MEYERS	0053	001
			*--MBS	MIDNIGHT BEAUTY/SUGRATHIRTEEN	0053	001--*
			MIS	MISSION	0053	002
			MOR	MISSOURI RIESLING	0053	001
MUL	MULLERTHURGAU	0053	001			
MUS	MUSCADINE	0053	001			

\*--2011 Crop Groups (Continued)

Code	Crop	Eligible Intended Use	Type Abbr	Type Name	Pay Crop	Pay Type
0053	GRAPES	FH PR	MUC	MUSCAT	0053	002
			MUB	MUSCAT BLANC/M. CANELLI	0053	002
			MUH	MUSCAT HAMBURG	0053	001
			MUA	MUSCAT OF ALEXANDER	0053	002
			MUO	MUSCAT OTTONEL	0053	001
			MUG	MUSCAT, GOLDEN	0053	001
			NEB	NEBBIOLO	0053	001
			NEP	NEPTUNE	0053	001
			NIA	NIAGARA	0053	002
			NWA	NOIRET	0053	001
			NOR	NORTON	0053	001
			NYA	NY76.0844.24	0053	001
			PGC	PALOMINO CHASSELAS	0053	002
			PAY	PAYON D'OR	0053	001
			PER	PERLETTE	0053	001
			PES	PETITA SIRAH	0053	002
			PEV	PETITA VARDOT	0053	002
			PAM	PETITE AMIE	0053	001
			PTB	PINOT BLANC	0053	002
			PTC	PINOT BLANC (SPARKLING WINE)	0053	001
			PGR	PINOT GRIS	0053	001
			PGS	PINOT GRIS (SPARKLING WINE)	0053	001
			PNO	PINOT NOIR	0053	002
			PNR	PINOT NOIR (SPARKLING WINE)	0053	001
			PSG	PINOT ST GEORGE	0053	001
			PRT	PORT	0053	001
			PRS	PRAIRIE STAR	0053	001
			PRE	PRESTINE SEEDLESS	0053	001
			PRM	PRIMITIVO	0053	001
			PRI	PRINCESS	0053	001
			RAV	RAVAT	0053	001
			RAY	RAYON D'OR	0053	001
			RDG	RED GLOBE	0053	002
			RML	RED MALAGA	0053	001
			SFR	RED SUFFOLK	0053	001
			RDZ	RED ZINFANDEL	0053	001
			RED	REDAL BLANC	0053	001
			REL	RELIANCE	0053	001
			RIB	RIBER	0053	001
			RIE	RIESLING	0053	002

--\*

2011 Crop Groups (Continued)

Code	Crop	Eligible Intended Use	Type Abbr	Type Name	Pay Crop	Pay Type
0053	GRAPES	FH PR	ROS	ROSETTE	0053	001
			ROU	ROUGEON	0053	001
			ROA	ROUSSANNE	0053	001
			RTY	ROYALTY	0053	002
			RBD	RUBIRED	0053	002
			RUC	RUBY CABERNET	0053	002
			RRS	RUBY RED SEEDLESS	0053	001
			RUB	RUBY SEEDLESS	0053	001
			SBV	SABREVOIS	0053	001
			SAL	SALVADOR	0053	001
			SAN	SANGIOVET/SANGIOVESE	0053	001
			SAT	SATURN	0053	001
			SAB	SAUVIGNON BLANC/FUME BLANC	0053	002
			SAU	SAUVIGNON VERT	0053	001
			SCR	SCARLET ROYAL	0053	001
			SCH	SCHUREBE	0053	001
			SLP	SELMA PETE	0053	001
			SEM	SEMILLON	0053	002
			SEY	SEYVAL/SEYVAL VILLARD	0053	002
			SHN	SHERIDAN	0053	001
			SOM	SOMERSET SEEDLESS	0053	001
			SPI	SPIKE MUKLEY	0053	001
			STC	ST CROIX	0053	001
			STE	ST EMILION (UGNI BLANC)	0053	001
			STP	ST PEPIN	0053	001
			STV	ST VINCENT	0053	001
			SKS	STARKSTAR	0053	001
			STB	STEUBEN	0053	001
			STU	STUKEN	0053	001
			SUL	SULTANA	0053	001
			SUM	SUMMER ROYAL	0053	001
			SUN	SUNBELT	0053	001
			SSL	SUPERIOR SEEDLESS	0053	001
			SSC	SWEET SCARLET	0053	001
			SWE	SWENSON RED	0053	001
			*--SWW	SWENSON WHITE	0053	001--*
			SYL	SYLVANER	0053	001
			SYM	SYMPHONY	0053	002
			SYR	SYRAH/FRENCH SYRH SHIRAZ	0053	002
			TAN	TANNAT	0053	001
			TEM	TEMPRANILLO/VALDEPENAS	0053	001
			THP	THOMPSON SEEDLESS	0053	001
TMD	TINTA MADERA	0053	001			
TOK	TOKAY	0053	002			
TRA	TRAMINETTE	0053	001			
VAL	VALIANT	0053	001			
VMC	VALVIN MUSCAT	0053	001			
VAN	VANESSA	0053	001			
VNI	VENIFERA	0053	001			

2011 Crop Groups (Continued)

Code	Crop	Eligible Intended Use	Type Abbr	Type Name	Pay Crop	Pay Type
0053	GRAPES	FH PR	VNT	VENTURA	0053	001
			VEN	VENUS	0053	001
			VER	VERDELET BLANC	0053	001
			VDL	VIDAL	0053	001
			VDB	VIDAL BLANC	0053	002
			VIG	VIGNOLES	0053	002
			VBL	VILLARD BLANC	0053	002
			VNR	VILLARD NOIR	0053	002
			VIN	VINCENT	0053	001
			LBR	VITIS LABRUSCA	0053	001
			VVN	VITIS VINIFERA	0053	002
			VIV	VIVANT	0053	001
			VOI	VOIGNIER	0053	001
			WCY	WHITE CAYUGA	0053	001
			WML	WHITE MALAGA	0053	002
			WHR	WHITE RIESLING/JOHANNISBERG	0053	002
			ZIN	ZINFANDEL	0053	002
*--ZWE	ZWEIGELTREBE	0053	001--*			

2011 Crop Groups (Continued)

Code	Crop	Eligible Intended Use	Type Abbr	Type Name	Pay Crop	Pay Type
0102	GRASS	FG SD	ALK	ALKALAI	0102	001
			AWR	ALTAI WILD RYE	0102	001
			*--ASG	AMERICAN SLOUGHGRASS	0102	001--*
			FAC	ARCTARED FESCUE	0102	001
			ARG	ARGENTINE BAHIA	0102	001
			BAH	BAHALIA	0102	001
			BHI	BAHIA	0102	001
			BAR	BARON GOTO	0102	001
			BER	BEARDLESS WILD RYE	0102	001
			BGC	BENT, COLONIAL	0102	001
			BCR	BENT, CREEPING	0102	001
			BCM	BERMUDA, COMMON	0102	001
			BCS	BERMUDA, COASTAL	0102	001
			BBL	BIG BLUE	0102	001
			BLB	BIG BLUESTEM	0102	001
			BPG	BLUE PANIC	0102	001
			BWR	BLUE WILD RYEGRASS	0102	001
			CBG	BLUEGRASS, CANADIAN	0102	001
			BLK	BLUEGRASS, KENTUCKY	0102	001
			BLH	BLUEGRASS, ROUGH	0102	001
			BLR	BLUEGRASS, RUGBY	0102	001
			BLJ	BLUEJOINT	0102	001
			BJR	BLUEJOINT REEDGRASS	0102	001
			BLG	BLUESTEM, GORDO	0102	001
			BLL	BLUESTEM, LITTLE	0102	001
			BLM	BLUESTEM, MEDIO	0102	001
			BOW	BLUESTEM, OLD WORLD	0102	001
			BLS	BLUESTEM, SAND	0102	001
			BLY	BLUESTEM, YELLOW	0102	001
			BOS	BOSIOSKI WILD RYE	0102	001
			BRM	BROME, MOUNTAIN	0102	001
			BRP	BROME, POLAR	0102	001
BRR	BROME, REGAR	0102	001			



2011 Crop Groups (Continued)

Code	Crop	Eligible Intended Use	Type Abbr	Type Name	Pay Crop	Pay Type
0102	GRASS	FG SD	BUF	BUFFALO	0102	001
			BFF	BUFFEL	0102	001
			*--CAL	CALIFORNIA (PARA)	0102	001--*
			CFB	CALIFORNIA BROME	0102	001
			RCW	CANADIAN WILD RYE	0102	001
			CAN	CANARY	0102	001
			CBY	CANBY	0102	001
			CEN	CENTIPEDE	0102	001
			CRG	CRABGRASS	0102	001
			CFG	CREEPING FOXTAIL, GARRISON	0102	001
			DAL	DALLIS	0102	001
			EAS	EASTERN GAMAGRASS	0102	001
			EME	EMERALD	0102	001
			FCH	FESCUE, CHEWING	0102	001
			FSH	FESCUE, HARD	0102	001
			FME	FESCUE, MEADOW	0102	001
			FRE	FESCUE, RED	0102	001
			FRO	FESCUE, ROUGH	0102	001
			FTA	FESCUE, TALL	0102	001
			GBM	GEORGE BLACK MEDIC	0102	001
			GBU	GRAMA, BLUE	0102	001
			GBH	GRAMA, BLUE HACHITA	0102	001
			GBL	GRAMA, BLUE LOVINGTON	0102	001
			GHA	GRAMA, HAIRY	0102	001
			GSO	GRAMA, SIDE OATS	0102	001
			GNE	GREEN NEEDLE	0102	001
			GPG	GREEN PANIC	0102	001
			GST	GREEN SPRANGLE TOP	0102	001
			*--HIL	HILO	0102	001--*
			HON	HONTAX	0102	001
HBG	HYBRID BENT	0102	001			
BGH	HYBRID BERMUDA	0102	001			

2011 Crop Groups (Continued)

Code	Crop	Eligible Intended Use	Type Abbr	Type Name	Pay Crop	Pay Type
0102	GRASS	FG SD	IDA	IDAHO FESCUE	0102	001
			ING	INDIAN	0102	001
			IRG	INDIAN RICEGRASS	0102	001
			JOH	JOHNSON	0102	001
			JOS	JOSE TALL WHEATGRASS	0102	001
			JUN	JUNEGRASS	0102	001
			KEN	KENTUCKY 31 FESCUE	0102	001
			*--KIK	KIKUYU	0102	001--*
			KLB	KLEBERG BLUESTEM	0102	001
			KLE	KLEIN	0102	001
			LER	LERIOPE	0102	001
			LIM	LIMOSINE	0102	001
			*--LMP	LIMPO GRASS	0102	001--*
			LMS	LOVEGRASS, MASON SANDHILL	0102	001
			LSA	LOVEGRASS, SAND	0102	001
			LWE	LOVEGRASS, WEEPING	0102	001
			MAG	MAGNAR	0102	001
			MAT	MATUA	0102	001
			MBG	MEADOW	0102	001
			MUT	MUTTON	0102	001
			NAG	NATIVE	0102	001
			NAT	NEEDLE AND THREAD	0102	001
			NEW	NEWHY HYBRID WHEATGRASS	0102	001
			HNC	NORCOAST TUFTED HAIRGRASS	0102	001
			HNT	NORTTRAN TUFTED HAIRGRASS	0102	001
			ORG	ORCHARD	0102	001
			PAM	PAMPAS	0102	001
			PBL	PLAINS BLUE STEMS	0102	001
			PJG	PRAIRIE JUNE	0102	001
			PLB	PLAINS BRISTLE	0102	001
			PRA	PRAIRIE	0102	001
			PRD	PRAIRIE DROPSEED	0102	001
			PRS	PRARIE SANDREED	0102	001
RRA	RATIBITA, RED	0102	001			
RDT	REDTOP	0102	001			
RCA	REED CANARY	0102	001			
RHO	RHODES	0102	001			

2011 Crop Groups (Continued)

Code	Crop	Eligible Intended Use	Type Abbr	Type Name	Pay Crop	Pay Type
0102	GRASS	FG SD	RAN	RYE, ANNUAL	0102	001
			RIN	RYE, INTERMEDIATE	0102	001
			RPE	RYE, PERENNIAL	0102	001
			RRW	RYE, RUSSIAN WILD	0102	001
			SAI	SAINFOIN	0102	001
			STA	SAINT AUGUSTINE	0102	001
			SDB	SANDBERG BLUEGRASS	0102	001
			SEC	SECAR BLUEBUNCH	0102	001
			SMB	SMALL BURNETT	0102	001
			SMO	SMOOTH BROME	0102	001
			STR	STARGRASS	0102	001
			SUD	SUDAN	0102	001
			SUN	SUN	0102	001
			SWI	SWITCH	0102	001
			TSW	THICK SPIKE WHEATGRASS	0102	001
			TIM	TIMOTHY	0102	001
			TRL	TRAILHEAD BASIN	0102	001
			TBW	TRAILHEAD BASIN WILD RYE	0102	001
			TRU	TRUDANE	0102	001
			THG	TUFTED HAIRGRASS	0102	001
			TBL	TUNDRA BLUEGRASS	0102	001
			*--VIR	VIRGINIA WILD RYE	0102	001--*
			WAI	WAINAKU	0102	001
			WBB	WHEAT GRASS, BLUE BUNCH	0102	001
			WCR	WHEAT GRASS, CRESTED	0102	001
			WRG	WHEAT GRASS, EGYPTIAN	0102	001
			WIN	WHEAT GRASS, INTERMEDIATE	0102	001
			WPU	WHEAT GRASS, PUBESCENT	0102	001
			WRF	WHEAT GRASS, RUF FAIRWAY CRESTED	0102	001
			WSI	WHEAT GRASS, SIBERIAN	0102	001
			WSL	WHEAT GRASS, SLENDER	0102	001
			WST	WHEAT GRASS, STREAMBANK	0102	001
			WTA	WHEAT GRASS, TALL	0102	001
WWE	WHEAT GRASS, WESTERN	0102	001			
WPR	WHITE PRAIRIE CLOVER	0102	001			
WIL	WILMON LOVEGRASS	0102	001			
ZOY	ZOYSIA	0102	001			

2011 Crop Groups (Continued)

Code	Crop	Eligible Intended Use	Type Abbr	Type Name	Pay Crop	Pay Type
0102	GRASS	GZ	ALK	ALKALAI	0102	002
			AWR	ALTAI WILD RYE	0102	002
			*--ASG	AMERICAN SLOUGHGRASS	0102	002--*
			FAC	ARCTARED FESCUE	0102	002
			ARG	ARGENTINE BAHIA	0102	002
			BAH	BAHALIA	0102	002
			BHI	BAHIA	0102	002
			BAR	BARON GOTO	0102	002
			BER	BEARDLESS WILD RYE	0102	002
			BGC	BENT, COLONIAL	0102	002
			BCR	BENT, CREEPING	0102	002
			BCM	BERMUDA, COMMON	0102	002
			BCS	BERMUDA, COASTAL	0102	002
			BBL	BIG BLUE	0102	002
			BLB	BIG BLUESTEM	0102	002
			BPG	BLUE PANIC	0102	002
			BWR	BLUE WILD RYEGRASS	0102	002
			CBG	BLUEGRASS, CANADIAN	0102	002
			BLK	BLUEGRASS, KENTUCKY	0102	002
			BLH	BLUEGRASS, ROUGH	0102	002
			BLR	BLUEGRASS, RUGBY	0102	002
			BLJ	BLUEJOINT	0102	002
			BJR	BLUEJOINT REEDGRASS	0102	002
			BLG	BLUESTEM, GORDO	0102	002
			BLL	BLUESTEM, LITTLE	0102	002
			BLM	BLUESTEM, MEDIO	0102	002
			BOW	BLUESTEM, OLD WORLD	0102	002
			BLS	BLUESTEM, SAND	0102	002
			BLY	BLUESTEM, YELLOW	0102	002
			BOS	BOSIOSKI WILD RYE	0102	002
			BRM	BROME, MOUNTAIN	0102	002
			BRP	BROME, POLAR	0102	002
BRR	BROME, REGAR	0102	002			

2011 Crop Groups (Continued)

Code	Crop	Eligible Intended Use	Type Abbr	Type Name	Pay Crop	Pay Type
0102	GRASS	GZ	BUF	BUFFALO	0102	002
			BFF	BUFFEL	0102	002
			*--CAL	CALIFORNIA (PARA)	0102	002--*
			CFB	CALIFORNIA BROME	0102	002
			RCW	CANADIAN WILD RYE	0102	002
			CAN	CANARY	0102	002
			CBY	CANBY	0102	002
			CEN	CENTIPEDE	0102	002
			CRG	CRABGRASS	0102	002
			CFG	CREEPING FOXTAIL, GARRISON	0102	002
			DAL	DALLIS	0102	002
			EAS	EASTERN GAMAGRASS	0102	002
			EME	EMERALD	0102	002
			FCH	FESCUE, CHEWING	0102	002
			FSH	FESCUE, HARD	0102	002
			FME	FESCUE, MEADOW	0102	002
			FRE	FESCUE, RED	0102	002
			FRO	FESCUE, ROUGH	0102	002
			FTA	FESCUE, TALL	0102	002
			GBM	GEORGE BLACK MEDIC	0102	002
			GBU	GRAMA, BLUE	0102	002
			GBH	GRAMA, BLUE HACHITA	0102	002
			GBL	GRAMA, BLUE LOVINGTON	0102	002
			GHA	GRAMA, HAIRY	0102	002
			GSO	GRAMA, SIDE OATS	0102	002
			GNE	GREEN NEEDLE	0102	002
			GPG	GREEN PANIC	0102	002
			GST	GREEN SPRANGLE TOP	0102	002
			*--HIL	HILO	0102	002--*
			HON	HONTAX	0102	002
HBG	HYBRID BENT	0102	002			
BGH	HYBRID BERMUDA	0102	002			

2011 Crop Groups (Continued)

Code	Crop	Eligible Intended Use	Type Abbr	Type Name	Pay Crop	Pay Type
0102	GRASS	GZ	IDA	IDAHO FESCUE	0102	002
			ING	INDIAN	0102	002
			IRG	INDIAN RICEGRASS	0102	002
			JOH	JOHNSON	0102	002
			JOS	JOSE TALL WHEATGRASS	0102	002
			JUN	JUNEGRASS	0102	002
			KEN	KENTUCKY 31 FESCUE	0102	002
			*--KIK	KIKUYU	0102	002--*
			KLB	KLEBERG BLUESTEM	0102	002
			KLE	KLEIN	0102	002
			LER	LERIOPE	0102	002
			LIM	LIMOSINE	0102	002
			*--LMP	LIMPO GRASS	0102	002--*
			LMS	LOVEGRASS, MASON SANDHILL	0102	002
			LSA	LOVEGRASS, SAND	0102	002
			LWE	LOVEGRASS, WEEPING	0102	002
			MAG	MAGNAR	0102	002
			MAT	MATUA	0102	002
			MBG	MEADOW	0102	002
			MUT	MUTTON	0102	002
			NAG	NATIVE	0102	002
			NAT	NEEDLE AND THREAD	0102	002
			NEW	NEWHY HYBRID WHEATGRASS	0102	002
			HNC	NORCOAST TUFTED HAIRGRASS	0102	002
			HNT	NORTTRAN TUFTED HAIRGRASS	0102	002
			ORG	ORCHARD	0102	002
			PAM	PAMPAS	0102	002
			PBL	PLAINS BLUE STEMS	0102	002
			PJG	PRAIRIE JUNE	0102	002
			PLB	PLAINS BRISTLE	0102	002
			PRA	PRAIRIE	0102	002
			PRD	PRAIRIE DROPSEED	0102	002
PRS	PRARIE SANDREED	0102	002			
RRA	RATIBITA, RED	0102	002			
RDT	REDTOP	0102	002			
RCA	REED CANARY	0102	002			
RHO	RHODES	0102	002			

2011 Crop Groups (Continued)

Code	Crop	Eligible Intended Use	Type Abbr	Type Name	Pay Crop	Pay Type
0102	GRASS	GZ	RAN	RYE, ANNUAL	0102	002
			RIN	RYE, INTERMEDIATE	0102	002
			RPE	RYE, PERENNIAL	0102	002
			RRW	RYE, RUSSIAN WILD	0102	002
			SAI	SAINFOIN	0102	002
			STA	SAINT AUGUSTINE	0102	002
			SDB	SANDBERG BLUEGRASS	0102	002
			SEC	SECAR BLUEBUNCH	0102	002
			SMB	SMALL BURNETT	0102	002
			SMO	SMOOTH BROME	0102	002
			STR	STARGRASS	0102	002
			SUD	SUDAN	0102	002
			SUN	SUN	0102	002
			SWI	SWITCH	0102	002
			TSW	THICK SPIKE WHEATGRASS	0102	002
			TIM	TIMOTHY	0102	002
			TRL	TRAILHEAD BASIN	0102	002
			TBW	TRAILHEAD BASIN WILD RYE	0102	002
			TRU	TRUDANE	0102	002
			THG	TUFTED HAIRGRASS	0102	002
			TBL	TUNDRA BLUEGRASS	0102	002
			*--VIR	VIRGINIA WILDRYE	0102	002--*
			WAI	WAINAKU	0102	002
			WBB	WHEAT GRASS, BLUE BUNCH	0102	002
			WCR	WHEAT GRASS, CRESTED	0102	002
			WRG	WHEAT GRASS, EGYPTIAN	0102	002
			WIN	WHEAT GRASS, INTERMEDIATE	0102	002
			WPU	WHEAT GRASS, PUBESCENT	0102	002
			WRF	WHEAT GRASS, RUF FAIRWAY CRESTED	0102	002
			WSI	WHEAT GRASS, SIBERIAN	0102	002
			WSL	WHEAT GRASS, SLENDER	0102	002
			WST	WHEAT GRASS, STREAMBANK	0102	002
WTA	WHEAT GRASS, TALL	0102	002			
WWE	WHEAT GRASS, WESTERN	0102	002			
WPR	WHITE PRAIRIE CLOVER	0102	002			
WIL	WILMON LOVEGRASS	0102	002			
ZOY	ZOYSIA	0102	002			

2011 Crop Groups (Continued)

Code	Crop	Eligible Intended Use	Type Abbr	Type Name	Pay Crop	Pay Type
0102	GRASS	SO	ALK	ALKALAI	0102	003
			AWR	ALTAI WILD RYE	0102	003
			*--ASG	AMERICAN SLOUGHGRASS	0102	003--*
			FAC	ARCTARED FESCUE	0102	003
			ARG	ARGENTINE BAHIA	0102	003
			BAH	BAHALIA	0102	003
			BHI	BAHIA	0102	003
			BER	BEARDLESS WILD RYE	0102	003
			BGC	BENT, COLONIAL	0102	003
			BCR	BENT, CREEPING	0102	003
			BCM	BERMUDA, COMMON	0102	003
			BCS	BERMUDA, COASTAL	0102	003
			BBL	BIG BLUE	0102	003
			BLB	BIG BLUESTEM	0102	003
			BPG	BLUE PANIC	0102	003
			BWR	BLUE WILD RYEGRASS	0102	003
			CBG	BLUEGRASS, CANADIAN	0102	003
			BLK	BLUEGRASS, KENTUCKY	0102	003
			BLH	BLUEGRASS, ROUGH	0102	003
			BLR	BLUEGRASS, RUGBY	0102	003
			BLJ	BLUEJOINT	0102	003
			BJR	BLUEJOINT REEDGRASS	0102	003
			BLG	BLUESTEM, GORDO	0102	003
			BLL	BLUESTEM, LITTLE	0102	003
			BLM	BLUESTEM, MEDIO	0102	003
			BOW	BLUESTEM, OLD WORLD	0102	003
			BLS	BLUESTEM, SAND	0102	003
			BLY	BLUESTEM, YELLOW	0102	003
			BOS	BOSIOSKI WILD RYE	0102	003
			BRM	BROME, MOUNTAIN	0102	003
			BRP	BROME, POLAR	0102	003
			BRR	BROME, REGAR	0102	003



\*--2011 Crop Groups (Continued)

Code	Crop	Eligible Intended Use	Type Abbr	Type Name	Pay Crop	Pay Type
0102	GRASS	SO	BUF	BUFFALO	0102	003
			BFF	BUFFEL	0102	003
			CFB	CALIFORNIA BROME	0102	003
			RCW	CANADIAN WILD RYE	0102	003
			CAN	CANARY	0102	003
			CBY	CANBY	0102	003
			CEN	CENTIPEDE	0102	003
			CRG	CRABGRASS	0102	003
			CFG	CREEPING FOXTAIL, GARRISON	0102	003
			DAL	DALLIS	0102	003
			EAS	EASTERN GAMAGRASS	0102	003
			EME	EMERALD	0102	003
			FCH	FESCUE, CHEWING	0102	003
			FSH	FESCUE, HARD	0102	003
			FME	FESCUE, MEADOW	0102	003
			FRE	FESCUE, RED	0102	003
			FRO	FESCUE, ROUGH	0102	003
			FTA	FESCUE, TALL	0102	003
			GBM	GEORGE BLACK MEDIC	0102	003
			GBU	GRAMA, BLUE	0102	003
			GBH	GRAMA, BLUE HACHITA	0102	003
			GBL	GRAMA, BLUE LOVINGTON	0102	003
			GHA	GRAMA, HAIRY	0102	003
			GSO	GRAMA, SIDE OATS	0102	003
			GNE	GREEN NEEDLE	0102	003
			GPG	GREEN PANIC	0102	003
			GST	GREEN SPRANGLE TOP	0102	003
HON	HONTAX	0102	003			
HBG	HYBRID BENT	0102	003			
BGH	HYBRID BERMUDA	0102	003			

--\*

2011 Crop Groups (Continued)

Code	Crop	Eligible Intended Use	Type Abbr	Type Name	Pay Crop	Pay Type
0102	GRASS	SO	IDA	IDAHO FESCUE	0102	003
			ING	INDIAN	0102	003
			IRG	INDIAN RICEGRASS	0102	003
			JOH	JOHNSON	0102	003
			JOS	JOSE TALL WHEATGRASS	0102	003
			JUN	JUNEGRASS	0102	003
			KEN	KENTUCKY 31 FESCUE	0102	003
			KLB	KLEBERG BLUESTEM	0102	003
			KLE	KLEIN	0102	003
			LER	LERIOPE	0102	003
			LIM	LIMOSINE	0102	003
			*--LMP	LIMPO GRASS	0102	003--*
			LMS	LOVEGRASS, MASON SANDHILL	0102	003
			LSA	LOVEGRASS, SAND	0102	003
			LWE	LOVEGRASS, WEeping	0102	003
			MAG	MAGNAR	0102	003
			MAT	MATUA	0102	003
			MBG	MEADOW	0102	003
			MUT	MUTTON	0102	003
			NAG	NATIVE	0102	003
			NAT	NEEDLE AND THREAD	0102	003
			NEW	NEWHY HYBRID WHEATGRASS	0102	003
			HNC	NORCOAST TUFTED HAIRGRASS	0102	003
			HNT	NORTRAN TUFTED HAIRGRASS	0102	003
			ORG	ORCHARD	0102	003
			PAM	PAMPAS	0102	003
			PBL	PLAINS BLUE STEMS	0102	003
			PJG	PRAIRIE JUNE	0102	003
			PLB	PLAINS BRISTLE	0102	003
			PRA	PRAIRIE	0102	003
			PRD	PRAIRIE DROPSEED	0102	003
			PRS	PRARIE SANDREED	0102	003
RRA	RATIBITA, RED	0102	003			
RDT	REDTOP	0102	003			
RCA	REED CANARY	0102	003			
RHO	RHODES	0102	003			

2011 Crop Groups (Continued)

Code	Crop	Eligible Intended Use	Type Abbr	Type Name	Pay Crop	Pay Type
0102	GRASS	SO	RAN	RYE, ANNUAL	0102	003
			RIN	RYE, INTERMEDIATE	0102	003
			RPE	RYE, PERENNIAL	0102	003
			RRW	RYE, RUSSIAN WILD	0102	003
			SAI	SAINFOIN	0102	003
			STA	SAINT AUGUSTINE	0102	003
			SDB	SANDBERG BLUEGRASS	0102	003
			SEC	SECAR BLUEBUNCH	0102	003
			SMB	SMALL BURNETT	0102	003
			SMO	SMOOTH BROME	0102	003
			SUD	SUDAN	0102	003
			SUN	SUN	0102	003
			SWI	SWITCH	0102	003
			TSW	THICK SPIKE WHEATGRASS	0102	003
			TIM	TIMOTHY	0102	003
			TRL	TRAILHEAD BASIN	0102	003
			TBW	TRAILHEAD BASIN WILD RYE	0102	003
			TRU	TRUDANE	0102	003
			THG	TUFTED HAIRGRASS	0102	003
			TBL	TUNDRA BLUEGRASS	0102	003
			*--VIR	VIRGINIA WILD RYE	0102	003--*
			WBB	WHEAT GRASS, BLUE BUNCH	0102	003
			WCR	WHEAT GRASS, CRESTED	0102	003
			WRG	WHEAT GRASS, EGYPTIAN	0102	003
			WIN	WHEAT GRASS, INTERMEDIATE	0102	003
			WPU	WHEAT GRASS, PUBESCENT	0102	003
			WRF	WHEAT GRASS, RUF FAIRWAY CRESTED	0102	003
			WSI	WHEAT GRASS, SIBERIAN	0102	003
			WSL	WHEAT GRASS, SLENDER	0102	003
			WST	WHEAT GRASS, STREAMBANK	0102	003
WTA	WHEAT GRASS, TALL	0102	003			
WWE	WHEAT GRASS, WESTERN	0102	003			
WPR	WHITE PRAIRIE CLOVER	0102	003			
WIL	WILMON LOVEGRASS	0102	003			
ZOY	ZOYSIA	0102	003			

\*--2011 Crop Groups (Continued)

Code	Crop	Eligible Intended Use	Type Abbr	Type Name	Pay Crop	Pay Type	
4000	GREENS	FH PR RS SD SE	COL	COLLARDS	4000	001	
			COM	COMMON KALE	4000	001	
		FH PR RS SD	GZ	RAP	RAPE/RAPINI/CHINESE BROCCOLI	4000	001
				ARU	ARUGULA	4000	003
				ASI	ASIAN	4000	001
				CHN	CHINESE MUSTARD	4000	003
				CHI	CHINESE SPINACH/AMARANTH	4000	001
				CRE	CRESSIE	4000	003
				CUR	CURLY ENDIVE	4000	001
				DAN	DANDELIONS	4000	003
				ESC	ESCAROLE	4000	001
				EDF	FRIZEE/BELGIAN ENDIVE	4000	001
				GRN	GREEN SWISSCHARD	4000	002
				HYB	HYBRID MUSTARD	4000	002
				LEF	LEAF SPINACH	4000	001
				MIZ	MIZUNA/JAPANESE MUSTARD	4000	001
				OMS	OPEN POLLINATED MUSTARD	4000	001
				ORA	ORACH	4000	001
				PER	PERILLA/SHISO/JAPANESE BASIL	4000	001
				RED	RED SWISSCHARD	4000	001
SHA	SHANGHI BOK CHOY	4000	001				
SHC	SHUM CHOY	4000	001				
SOR	SORRELL	4000	003				
SUK	SUK GAT	4000	001				
TOC	TOC CHOY	4000	001				
TUR	TURNIP	4000	001				
VIN	VINE SPINACH	4000	001				
WAT	WATER SPINACH	4000	001				
YUC	YU CHOY	4000	001				
1167	GUANABANA/ SOURSOP	FH			1167	001	
0134	GUAR	SD			0134	001	
0498	GUAVA	FH PR			0498	001	
1299	GUAVABERRY	FH			1299	001	
0376	HAZEL NUTS	BLANK			0376	001	

--\*

2011 Crop Groups (Continued)

Code	Crop	Eligible Intended Use	Type Abbr	Type Name	Pay Crop	Pay Type		
5000	HERBS	FH PR	CAC	CACAO	5000	001		
		FH PR SD	HYA	ANISE HYSSOP	5000	001		
			BAS	BASIL	5000	005		
			BAY	BAY LEAF	5000	005		
			BOR	BORAGE	5000	002		
			BUC	BU CHOO/GARLIC CHIVES	5000	001		
			CWY	CARAWAY	5000	001		
			CAR	CARDOON	5000	001		
			CHI	CHIVES	5000	005		
			CIL	CILANTRO/CORIANDER	5000	001		
			HYC	COMMON HYSSOP	5000	001		
			DIL	DILL	5000	001		
			FNL	FENNEL/ANISE	5000	001		
			FEN	FENUGREEK	5000	001		
			*--LEM	LEMON VERBENA	5000	001--*		
			LMG	LEMONGRASS	5000	006		
			MAR	MARJORAM	5000	007		
			MNT	MINT	5000	005		
			MTA	MINT APPLE	5000	001		
			NAT	NATIVE SPEARMINT	5000	006		
			ORE	OREGANO	5000	007		
			PAR	PARSLEY	5000	001		
			PEP	PEPPERMINT	5000	008		
			REC	RECAO	5000	001		
			ROS	ROSEMARY	5000	007		
			SAG	SAGE	5000	007		
			SAV	SAVORY	5000	001		
			SCO	SCOTCH SPEARMINT	5000	008		
		*--STV	STEVIA	5000	001--*			
		TAR	TARRAGON	5000	005			
		THY	THYME	5000	007			
				FH PR RT SD	PAR	PARSLEY	5000	001
				RT	GOB	GOBO	5000	001

2011 Crop Groups (Continued)

Code	Crop	Eligible Intended Use	Type Abbr	Type Name	Pay Crop	Pay Type
1190	HONEY	NT TB			1190	001
0758	HONEYDEW	FH SD			0758	001
0138	HOPS	FH			0138	001
0090	HORSERADISH	FH PR RS SD			0090	001
0622	HUCKLEBERRIES	FH PR			0622	001
0440	INDIGO	FH			0440	001
1217	INDUSTRIAL RICE	BLANK			1217	001
9030	ISRAEL MELONS	FH			9030	001
7037	JACK FRUIT	FH PR			7037	001
0522	JERUSALEM ARTICHOKES	FH			0522	001
0490	JOJOBA	BLANK			0490	001
*--2018	JUJUBE	FH PR			2018	001--*
0019	KAMUT	GR			0019	001
0489	KENAF	BLANK FH			0489	001
0463	KIWIFRUIT	FH PR			0463	001
2002	KOCHIA (PROSTRATA)	FG SD			2002	001
		GZ			2002	002

\*--2011 Crop Groups (Continued)

Code	Crop	Eligible Intended Use	Type Abbr	Type Name	Pay Crop	Pay Type
0374	KOHLRABI	FH GZ SD			0374	001
9993	KOREAN GOLDEN MELON	FH			9993	001
0473	KUMQUATS	FH PR			0473	001
0377	LEEKs	FH SD			0377	001
0035	LEMONS	FH PR			0035	001
0401	LENTILS	DE FG GZ			0401	001
0273	LESPEDEZA	FG SD GZ			0102	001 002
0140	LETTUCE	FH SD	BIB BOS BTR CRS LEF RMW	BIBB BOSTON BUTTERHEAD CRISPHEAD LEAF ROMAINE	0140 0140 0140 0140 0140 0140	002 002 001 001 002 002
0036	LIMES	FH PR	KEY MEX TAH	KEY MEXICAN TAHITI LIMES	0036 0036 0036	001 001 001
8004	LONGAN	FH PR			8004	001
8005	LYCHEE (LITCHI)	FH			8005	001
0469	MACADAMIA NUTS	BLANK			0469	001
0464	MANGOS	FH PR			0464	001

--\*

2011 Crop Groups (Continued)

Code	Crop	Eligible Intended Use	Type Abbr	Type Name	Pay Crop	Pay Type
7208	MANGOSTEEN	FH PR			7208	001
0100	MAPLE SAP	PR			0100	001
9904	MAYHAW BERRIES	FH PR			9904	001
0793	MEADOWFOAM	SD			0793	001
8139	MELONGENE	FH SD			8139	001
1294	MESPLE	FH PR			1294	001
0080	MILLET	FG GR GZ SD	COM	COMMON	0080	001
			DOP	DOVE PROSO	0080	001
			*--PRL	PEARL	0080	001--*
0296	MIXED FORAGE	FG SD	AGM	ALFALFA GRASS MIXTURE	0296	001
			ASG	ALFALFA SMALL GRAIN INTERSEEDED	0296	001
			GMA	GRASS MIX-BELOW 25% ALFALFA	0296	001
			SSG	GRASS/SMALL GRAIN INTERSEEDING	0102	001
			OTP	HAY OATS AND PEAS	0102	001
			LCG	LEGUME/COARSE GRAIN	0102	001
			LGM	LEGUME/GRASS MIXTURE	0102	001
			LSG	LEGUME/SMALL GRAIN	0102	001
			LGG	LEGUME/SMALL GRAIN/GRASS	0102	001
			NSG	NATIVE GRASS INTERSEEDED	0102	001
			ICG	2 OR MORE INTERSEEDED COARSE GRAINS	0102	001
			IGS	2 OR MORE INTERSEEDED GRASS MIX	0102	001
			MSG	2 OR MORE INTERSEEDED SMALL GRAINS	0102	001
			LEG	2 OR MORE LEGUMES INTERSEEDED	0102	001



2011 Crop Groups (Continued)

Code	Crop	Eligible Intended Use	Type Abbr	Type Name	Pay Crop	Pay Type
0296	MIXED FORAGE	GZ	AGM	ALFALFA GRASS MIXTURE	0102	002
			ASG	ALFALFA SMALL GRAIN INTERSEEDED	0102	002
			GMA	GRASS MIX-BELOW 25% ALFALFA	0102	002
			SSG	GRASS/SMALL GRAIN INTERSEEDING	0102	002
			OTP	HAY OATS AND PEAS	0102	002
			LCG	LEGUME/COARSE GRAIN	0102	002
			LGM	LEGUME/GRASS MIXTURE	0102	002
			LSG	LEGUME/SMALL GRAIN	0102	002
			LGG	LEGUME/SMALL GRAIN/GRASS	0102	002
			NSG	NATIVE GRASS INTERSEEDED	0102	002
			ICG	2 OR MORE INTERSEEDED COARSE GRAINS	0102	002
			IGS	2 OR MORE INTERSEEDED GRASS MIX	0102	002
			MSG	2 OR MORE INTERSEEDED SMALL GRAINS	0102	002
			LEG	2 OR MORE LEGUMES INTERSEEDED	0102	002
3001	MOLLUSK	FH PR	ABA	ABALONE	3001	001
			BAY	BAY SCALLOPS	3001	001
			GRO	GROWOUT CLAMS	3001	001
			MUS	MUSSELS	3001	001
			NUR	NURSERY CLAMS	3001	001
			OYS	OYSTERS	3001	002
			RAC	RACEWAY CLAMS	3001	001
0370	MULBERRIES	FH JU			0370	001
0403	MUSHROOMS	FH PR	COM	COMMON	0403	001
			SHI	SHITAKE	0403	001
0130	MUSTARD	SD	BWN	BROWN	0130	001
			ORN	ORIENTAL	0130	001
			YEL	YELLOW	0130	001
0250	NECTARINES	FH	NEE	EARLY SEASON	0250	001
			NEL	LATE SEASON	0250	001
			NEM	MID SEASON	0250	001
			FH PR			0250
*--0421	NONI	FH PR JU			0421	001--*
1010	NURSERY	BLANK	CON	CONTAINER	1010	001
			FLD	FIELD	1010	001

\*--2011 Crop Groups (Continued)

Code	Crop	Eligible Intended Use	Type Abbr	Type Name	Pay Crop	Pay Type
0016	OATS	FG GZ	HUL	HULLESS	0016	002
			SPR	SPRING	0016	002
			WTR	WINTER	0016	002
		GR	HUL	HULLESS	0016	001
			SPR	SPRING	0016	001
			WTR	WINTER	0016	001
		SD	SPR	SPRING	0016	001
			WTR	WINTER	0016	001
		0286	OKRA	FH PR SD		
0501	OLIVES	OL PR			0501	001
0142	ONIONS	SD	HYB	HYBRID	0142	005
			OPN	OPEN POLLINATED	0142	006
		FH GZ PR SE	BEL	BUNCHING	0142	001
			FWY	FALL PLANTED WHITE & YELLOW	0142	001
			GRN	GREEN	0142	002
			LWP	LITTLE WHITE PEARL	0142	003
			RED	REDS	0142	001
			STR	STORAGE	0142	004
			SWE	SWEET EARLY	0142	001
			SWL	SWEET LATE	0142	001
			TLW	TOKYO LONG WHITE BUNCH	0142	002
			WHT	WHITES	0142	001
			YHY	YELLOW HYBRID	0142	001
			0023	ORANGES	FH JU PR	BLT
CAL	CALAMONDIN	0023				001
ERL	EARLY	0023				001
ETM	EARLY/MIDSEASON	0023				001
LAT	LATE	0023				001
MND	MANDARINS	0023				002
NAV	NAVEL	0023				002
SWT	SWEET	0023				001
TMP	TEMPLE	0023				001
VLN	VALENCIA	0023				003

--\*

2011 Crop Groups (Continued)

Code	Crop	Eligible Intended Use	Type Abbr	Type Name	Pay Crop	Pay Type	
0181	PAPAYA	FH JU	RED	RED (MEXICAN)	0181	001	
			YEL	YELLOW	0181	002	
0338	PARSNIP	FH SD	HYB	HYBRID	0338	001	
			OPN	OPEN POLLINATED	0338	002	
0502	PASSION FRUITS	FH			0502	001	
0034	PEACHES	*--FH	FSE	FREESTONE EARLY SEASON	0034	001	
			FSL	FREESTONE LATE SEASON	0034	001	
			FSM	FREESTONE MID SEASON	0034	001--*	
		FH PR RS	CLI	CLING PEACHES	0034	003	
			FRE	FREESTONE PEACHES	0034	002	
			SCE	SF CLING EARLIES	0034	001	
			SCL	SF CLING LATE	0034	001	
			SCP	SF CLING EXT EARLY	0034	001	
			SCX	SF CLING EXT LATE	0034	001	
0075	PEANUTS	GP HP NP	RUN	RUNNER	0075	001	
			SPE	SOUTHEAST SPANISH	0075	001	
			SPW	SOUTHWEST SPANISH	0075	001	
			VAL	VALENCIA	0075	001	
			VIR	VIRGINIA	0075	001	
0144	PEARS	FH PR RS	ANJ	ANJOU	0144	001	
			ASN	ASIAN	0144	001	
			BLT	BARTLETT	0144	001	
			BOS	BOSC	0144	001	
			CMC	COMICE	0144	001	
			COM	COMMON	0144	001	
			SPC	SPECIALTY	0144	002	
0067	PEAS	FG GZ SD	CHK	CHICKLING (VETCH)	0067	001	
			DE FG GZ SD	AUS	AUSTRIAN	0067	001
			GRN	GREEN	0067	001	
			WSD	WRINKLED SEED	0067	001	
			YEL	YELLOW VARIETY	0067	001	
		DE FG SD	UMA	UMATILLA	0067	001	

2011 Crop Groups (Continued)

Code	Crop	Eligible Intended Use	Type Abbr	Type Name	Pay Crop	Pay Type
0067	PEAS	DE FG FH PR SD	BLE	BLACK EYE	0067	002
			BUT	BUTTER	0067	005
			CAL	CALEY	0067	001
			CHI	CHINA	0067	001
			COW	COW	0067	001
			CRM	CREAM	0067	001
			CRO	CROWDER	0067	001
			ENG	ENGLISH/GARDEN	0067	001
			FLT	FLAT	0067	001
			MIN	MINI	0067	001
			PIG	PIGEON	0067	004
			PHL	PURPLE HULL	0067	003
			RON	RONDO	0067	001
			SNA	SNAP	0067	003
		SNO	SNOW	0067	006	
		SOA	SOUTHERN ACRE	0067	001	
		DE FG FH GZ PR SD	SPK	SPECKLED/COLORED	0067	001
		DE FG FH LT PR SD	SUG	SUGAR	0067	004
0146	PECANS	BLANK	IMP	IMPROVED	0146	002
			NAT	NATIVE	0146	001
0083	PEPPERS	FH PR SD SE	ANA	ANAHEIM	0083	002
			BAN	BANANA	0083	002
			CAY	CAYENNE	0083	004
			*--CHL	CHILACA	0083	001--*
			CUB	CUBANELLS	0083	006
			FIN	FINGERHOTS	0083	001
			*--FRS	FRESNO	0083	001--*
			GOU	GOURMET MINI	0083	001
			GRC	GREEN CHILI	0083	006
			GRN	GREEN BELL	0083	005
			HAB	HABANERO	0083	006

2011 Crop Groups (Continued)

Code	Crop	Eligible Intended Use	Type Abbr	Type Name	Pay Crop	Pay Type
0083	PEPPERS	FH PR SD SE	HTC	HOT CHERRY	0083	003
			HHW	HUNARIAN HOT WAX	0083	001
			ITA	ITALIAN	0083	001
			JAL	JALAPENO	0083	005
			LNG	LONG JOHNS	0083	001
			MIN	MINI	0083	001
			ORD	ORIENTAL RED	0083	001
			ORS	ORIENTAL SWEET	0083	004
			PAP	PAPRIKA	0083	001
			PEP	PEPINO	0083	005
			PIM	PIMENTO	0083	001
			POB	POBLANO	0083	001
			RED	RED CHILI	0083	007
			*--SCB	SCOTCH BONNET	0083	001--*
			SER	SERANO	0083	001
SPT	SPORT	0083	001			
SWC	SWEET CHERRY	0083	005			
TOB	TOBASCO	0083	004			
<hr/>						
9033	PERENNIAL PEANUTS	FG			9033	001
		GZ			9033	002
<hr/>						
0465	PERSIMMONS	FH PR			0465	001
<hr/>						
0185	PINEAPPLE	FH PR	ABA	ABACAXI/SUGAR LOAF	0185	001
			QUN	QUEEN	0185	001
			RED	RED SPANISH	0185	001
			SMO	SMOOTH	0185	001
<hr/>						
0470	PISTACHIOS	BLANK			0470	001
<hr/>						
0186	PLANTAIN	FH	COM	COMMON	0186	001
			MAR	MARICONGO	0186	001
			SHT	SHORT	0186	001
			SUP	SUPER	0186	001

\*--2011 Crop Groups (Continued)

Code	Crop	Eligible Intended Use	Type Abbr	Type Name	Pay Crop	Pay Type
0466	PLUMCOTS	FH RS			0466	001
0254	PLUMS	FH PR RS	ERL	EARLY	0254	001
			LAT	LATE	0254	001
			MID	MIDSEASON	0254	001
0135	POHOLE	FH			0135	001
0467	POMEGRANATES	FH JU PR			0467	001
0084	POTATOES	FH PR SD	FIN	FINGERLING	0084	001
			IRS	IRISH	0084	002
			RED	REDS	0084	001
			RUS	RUSSETS	0084	001
			SPC	SPECIALTY	0084	001
			WHT	WHITES	0084	001
			YEL	YELLOW	0084	001
0086	PRUNES	FH PR RS			0086	001
0906	PUMMELO	FH PR			0906	001
0147	PUMPKINS	FH PR SD	CHI	CHINESE	0147	001
			CUS	CUSHAW	0147	004
			GHO	GHOST	0147	001
			HOD	HOWDEN	0147	002
			JAC	JACK-O-LANTERN	0147	001
			KOB	KOBACHA/CALABAZA	0147	001
			MAM	MAMMOTH	0147	001
			MIN	MINI	0147	003
			SUG	SUGAR	0147	005
0468	QUINCES	FH PR			0468	001

--\*

**\*--2011 Crop Groups (Continued)**

<b>Code</b>	<b>Crop</b>	<b>Eligible Intended Use</b>	<b>Type Abbr</b>	<b>Type Name</b>	<b>Pay Crop</b>	<b>Pay Type</b>
0716	QUINOA	FH GR			0716	001
0148	RADISHES	FH SD	CHI	CHINESE	0148	002
			DAI	DAIKON	0148	003
			HYB	HYBRID	0148	002
			KOR	KOREAN	0148	001
			OPN	OPEN POLLINATED	0148	003
0037	RAISINS	BLANK			0037	001
7164	RAMBUTAN	FH PR RS SD			7164	001
0129	RAPESEED	SD			0129	001
0335	RHUBARB	FH PR RS			0335	001
0018	RICE	BLANK	LGR	LONG GRAIN	0018	001
			MGR	MEDIUM GRAIN	0018	001
			SGR	SHORT GRAIN	0018	001
0904	RICE, SWEET	BLANK			0904	001
0641	RICE, WILD	BLANK			0641	001
0339	RUTABAGA	FH PR SD			0339	001
0094	RYE	GR SD			0094	001
		FG GZ			0094	002
0079	SAFFLOWER	FG SD			0079	001
8008	SAPODILLA	FH			8008	001

\*--2011 Crop Groups (Continued)

Code	Crop	Eligible Intended Use	Type Abbr	Type Name	Pay Crop	Pay Type
0998	SAPOTE	FH PR	BLA	BLACK	0998	002
			MAM	MAMEY	0998	001
			WHI	WHITE	0998	002
8109	SCALLIONS	FH PR SD			8109	001
0396	SESAME	SD			0396	001
0533	SHALLOTS	FH SD			0533	001
0050	SORGHUM FORAGE	FG GZ ML PR SD SG	ALU	ALUM	0050	001
			CAN	CANE	0050	001
			SWT	SWEET	0050	001
		FG GZ SD	SUD	SUDEX	0050	001
0051	SORGHUM	FG GR GZ SD SG	GRS	GRAIN	0051	002
			HIG	HYBRID	0051	002
0052	SORGHUM DUAL PURPOSE	GR			0051	002
		FG GZ SG			0050	001
0081	SOYBEANS	FG FH GR GZ SD	COM	COMMON	0081	001
			EDA	EDAMAME	0081	002
			LER	LERADO	0081	001
0131	SPELTZ	FG GR GZ			0131	001
0760	SPRITE MELON	FH SD			0760	001

--\*



2011 Crop Groups (Continued)

Code	Crop	Eligible Intended Use	Type Abbr	Type Name	Pay Crop	Pay Type
0155	SQUASH	FH PR SD	ACN	ACORN	0155	001
			BAN	BANANA	0155	001
			BIT	BITTERMELON	0155	004
			BTR	BUTTERCUP	0155	001
			BTT	BUTTERNUT	0155	001
			CHY	CHAYOTE	0155	004
			CRK	CROOKNECK	0155	001
			DNG	DUNGUA	0155	001
			MOQ	MOQUA	0155	003
			OPO	OPO	0155	005
			SNG	SINGUA	0155	003
			SPG	SPAGHETTI	0155	001
			SUM	SUMMER	0155	002
			SUN	SUNBURST	0155	001
			WTR	WINTER	0155	001
ZUC	ZUCCHINI	0155	002			
0154	STRAWBERRIES	FH PR RS SE			0154	001
0039	SUGAR BEETS	PR SD			0039	001
0038	SUGARCANE	FH PR			0038	001
0078	SUNFLOWERS	FG GR SD	NON	CONFECTIONARY	0078	001
			OIL	OIL	0078	002
0156	SWEET POTATOES	FH PR SD SE	BEA	BEAUREGARD	0156	001
			COV	COVINGTON	0156	001
			DIA	DIANNE	0156	001
			*--EVA	EVANGELINE	0156	001--*
			GAR	GARNET	0156	001
			GEO	GEORGIA RED	0156	001
			GSW	GOLDEN SWEET	0156	001
			HAN	HANNAH	0156	001
			HAT	HATTERAS	0156	001
			HER	HERNANDEZ	0156	001
			JPN	JAPANESE	0156	001
			JER	JERSEY	0156	001
			JWL	JEWEL	0156	001
			MAM	MAMEYA	0156	001
			ORI	ORIENTAL	0156	001
			RGL	RED GLOW	0156	001
			SBE	SWEET BONIATO	0156	001
			SHA	SWEET HAYMAN	0156	001
WHT	WHITE	0156	001			

\*--2011 Crop Groups (Continued)

Code	Crop	Eligible Intended Use	Type Abbr	Type Name	Pay Crop	Pay Type
0024	TANGELOS	FH JU	MIN	MINNEOLA	0024	001
			ORL	ORLANDO	0024	001
0048	TANGERINES	FH JU RS	MUR	MURCOTTS	0048	001
0187	TANNIER	FH	PUR	PURPLE	0187	001
			RAS	RASCANA	0187	001
			WHT	WHITE	0187	001
			YEL	YELLOW	0187	001
0535	TARO	FH	CHI	CHINESE	0535	001
			GIA	GIANT	0535	001
			POI	POI	0535	001
			XAN	XANTHOSOMA	0535	001
0179	TEA	PR			0179	001
1223	TEFF	GR			1223	001
		FG			0102	001
		GZ			0102	002
7158	TOMATILLOS	FH PR			7158	001
0087	TOMATOES	FH PR RS SD	CHR	CHERRY	0087	004
			GRN	GREEN	0087	002
			GRP	GRAPE	0087	005
			HYB	HYBRID	0087	002
			JPN	JAPANESE	0087	001
			PLM	PLUM	0087	003
YEL	YELLOW	0087	001			

--\*

\*--2011 Crop Groups (Continued)

Code	Crop	Eligible Intended Use	Type Abbr	Type Name	Pay Crop	Pay Type
0158	TRITICALE	GR SD			0158	001
		FG GZ			0158	002
0160	TURNIPS	FH GZ PR SD	HYB	HYBRID	0160	001
			OPN	OPEN POLLINATED	0160	001
1295	VANILLA	BLANK			1295	001
0435	VETCH	FG SD	CIC	CICER MILKVETCH	0102	001
			COM	COMMON	0102	001
			CRW	CROWN	0102	001
			HRY	HAIRY	0102	001
		GZ	CIC	CICER MILKVETCH	0102	002
			COM	COMMON	0102	002
			CRW	CROWN	0102	002
			HRY	HAIRY	0102	002
0029	WALNUTS	BLANK	BLK	BLACK	0029	001
			ENG	ENGLISH	0029	002
0613	WATER CRESS	FH PR			0613	001
0757	WATERMELON	FH SD	COM	COMMON	0757	001
			CRM	CRIMSON SWEET	0757	001
			JUB	JUBILEE	0757	001
			PER	PERSONAL/MINI	0757	001
			SUG	ICE BOX/SUGAR BABIES	0757	001
			SED	SEEDLESS	0757	002
			STR	STRIPED	0757	001
7302	WAX JAMBOO FRUIT	FH			7302	001

\*--2011 Crop Groups (Continued)

Code	Crop	Eligible Intended Use	Type Abbr	Type Name	Pay Crop	Pay Type
0011	WHEAT	GR SD	HAD	HARD AMBER DURUM	0011	001
			HRS	HARD RED SPRING	0011	001
			HRW	HARD RED WINTER	0011	001
			HWR	HARD WHITE WINTER	0011	001
			HWS	HARD WHITE SPRING	0011	001
			SRW	SOFT RED WINTER	0011	001
			SWS	SOFT WHITE SPRING	0011	001
			SWW	SOFT WHITE WINTER	0011	001
		FG GZ	HAD	HARD AMBER DURUM	0011	002
			HRS	HARD RED SPRING	0011	002
			HRW	HARD RED WINTER	0011	002
			HWR	HARD WHITE WINTER	0011	002
			HWS	HARD WHITE SPRING	0011	002
			SRW	SOFT RED WINTER	0011	002
0188	YAM	FH PR	DMD	DIAMOND	0188	001
			HAB	HABANERO	0188	001
			PUR	PURPLE	0188	001
			SWT	SWEET	0188	001
0695	YU CHA	FG PR RS SD			0695	001

--\*

**2012 Crop Groups**

\*--This table lists the 2012 crop codes, names, type abbreviations, eligible intended uses, pay crop--\* codes, and pay type codes for completing CCC-471.

<b>Code</b>	<b>Crop</b>	<b>Eligible Intended Use</b>	<b>Type Abbr</b>	<b>Type Name</b>	<b>Pay Crop</b>	<b>Pay Type</b>
0027	ALFALFA	FG SD			0027	001
		GZ			0102	002
3003	ALGAE	FH PR	OGO	OGO (RED)	3003	001
0028	ALMONDS	BLANK			0028	001
9032	ALOE VERA	BLANK SD			9032	001
0516	AMARANTH GRAIN	GR			0516	001
0054	APPLES	FH JU PR RS	COM	COMMON	0054	001
			SPC	SPECIALTY	0054	001
0326	APRICOTS	FH PR RS			0326	001
0458	ARTICHOKES	FH PR SD			0458	001
0104	ASPARAGUS	FH PR RS SD			0104	001
0997	ATEMOYA	FH PR			0997	001
0106	AVOCADOS	FH PR			0106	001
0111	BAMBOO SHOOTS	FH PR			0111	001

\*--2012 Crop Groups (Continued)

Code	Crop	Eligible Intended Use	Type Abbr	Type Name	Pay Crop	Pay Type
0173	BANANAS	FH PR	BAB	BABY	0173	001
			BFB	BLUEFIELD	0173	001
			BRZ	BRAZILIAN	0173	001
			CVB	CAVENDISH	0173	001
			JON	JOHNSON	0173	001
			THA	THAI	0173	001
0091	BARLEY	FG GZ	HUL	HULLESS	0091	002
			SPR	SPRING	0091	002
			WXY	WAXY	0091	002
			WTR	WINTER	0091	002
		GR SD	HUL	HULLESS	0091	001
			SPR	SPRING	0091	001
			WXY	WAXY	0091	001
			WTR	WINTER	0091	001
0047	BEANS	DE SD	ADZ	ADZUKI	0047	001
			CAS	CASTOR	0047	001
			LUP	LUPINE	0047	001
		DE FG SD	MUN	MUNG	0047	001
		DE FG FH PR SD	ANA	ANASAZI	0047	002
			BBL	BABY LIMA	0047	001
			BTU	BLACK TURTLE	0047	001
			BUT	BUTTER	0047	002
			CHI	CHINESE STRING	0047	003
			CRA	CRANBERRY	0047	001
			DRK	DARK RED KIDNEY	0047	001
			FAV	FAVA	0047	002
			FSW	FLAT SMALL WHITE	0047	001
			GAD	GARBANZO, SMALL DESI	0047	001
			GAR	GARBANZO, LARGE KABULI	0047	001
			GAS	GARBANZO, SMALL KABULI	0047	001
			GBF	GREEN BABY FRENCH	0047	001
			GRN	GREEN	0047	001
			GTN	GREAT NORTHERN	0047	001
			JAC	JACOBS CATTLE	0047	003
KEB	KENTUCKY BLUE		0047	001		
KIN	KINTOKI	0047	001			

--\*

\*--2012 Crop Groups (Continued)

Code	Crop	Eligible Intended Use	Type Abbr	Type Name	Pay Crop	Pay Type
0047	BEANS	DE FG FH PR SD	LGL	LARGE LIMA	0047	002
			LON	LONG	0047	002
			LRK	LIGHT RED KIDNEY	0047	001
			MRW	MARROW	0047	001
			MYO	MYOTHE	0047	001
			OCT	OCTOBER	0047	003
			PAP	PAPDAI VALOR	0047	004
			PEA	PEA/NAVY	0047	001
			PLC	POLE COLOMBUS	0047	001
			PLE	POLE	0047	002
			PNK	PINK	0047	001
			PNT	PINTO	0047	001
			ROM	ROMA	0047	003
			SHL	SHELLI	0047	001
			SMR	SMALL RED	0047	001
			SMW	SMALL WHITE	0047	001
			SOL	SOLDIER	0047	003
			SUL	SULFUR	0047	001
			TEB	TEBO	0047	001
			TIG	TIGER EYE KIDNEY	0047	001
			VEL	VELVET	0047	001
			WAX	SNAP WAX	0047	001
			WHR	WHITE HALF RUNNER	0047	002
WHT	WHITE ADZUKI	0047	001			
WIN	WING	0047	004			
WKD	WHITE KIDNEY	0047	001			
YEY	YELLOW EYE	0047	003			
YRD	YARDLONG	0047	001			

--\*

\*--2012 Crop Groups (Continued)

Code	Crop	Eligible Intended Use	Type Abbr	Type Name	Pay Crop	Pay Type
0642	BEETS	FH PR SD SE	HYB	HYBRID	0642	001
			OPN	OPEN POLLINATED	0642	001
0355	BIRDSFOOT/ TREFOIL	FG SD GZ			0102	001
					0102	002
0108	BLUEBERRIES	FH PR	HBS	HIGHBUSH	0108	001
			LWB	LOW BUSH	0108	001
			RAB	RABBITEYE	0108	001
1290	BREADFRUIT	FH			1290	001
0905	BROCCOFLOWER	FH PR SD			0905	001
0110	BROCCOLI	FH PR SD SE			0110	001
0112	BRUSSEL SPROUTS	FH PR SD			0112	001
0114	BUCKWHEAT	GR SD			0114	001
0116	CABBAGE	FH PR SD SE	CHO	CHOY	0116	001
			HYB	HYBRID	0116	001
			NAP	NAPA	0116	001
			OPN	OPEN POLLINATED	0116	002
			RED	RED	0116	001
			SAV	SAVOY	0116	001
1166	CAIMITO	FH PR			1166	001
9999	CALABAZA MELON	FH			9999	001
9056	CALALOO	FH			9056	001
0033	CAMELINA	PR SD			0033	001

--\*



2012 Crop Groups (Continued)

Code	Crop	Eligible Intended Use	Type Abbr	Type Name	Pay Crop	Pay Type
9998	CANARY MELON	FH SD			9998	001
6000	CANE BERRIES	FH PR	APC	APACHE	6000	001
			ARA	ARAPAHO	6000	001
			BLK	BLACK RASPBERRIES	6000	003
			BOY	BOYSEN BERRIES	6000	001
			CAS	CASCADE BERRIES	6000	001
			CHI	CHICKASAW	6000	001
			CHT	CHESTER BLACKBERRIES	6000	002
			EVG	EVERGREEN BLACKBERRIES	6000	002
			KIO	KIOWA/OUACHITA	6000	001
			KOT	KOTATA BLACKBERRIES	6000	001
			LOG	LOGAN BERRIES	6000	001
			MAR	MARION BERRIES	6000	001
			NAT	NATCHEZ	6000	001
			NAV	NAVAHO	6000	001
			OLA	OLALLIE BERRIES	6000	001
			*--PAK	PRIME ARK 45	6000	001
			PJA	PRIME-JAN	6000	001
			PJI	PRIME-JIM	6000	001--*
			RED	RED RASPBERRIES	6000	003
			TAY	TAY BERRIES	6000	001
			TRI	TRIPLE CROWN BLACKBERRIES	6000	001
0711	CANOLA	FG SD	FAL	FALL SEEDED	0711	001
			SPR	SPRING	0711	001
0759	CANTALOUPE	FH SD			0759	001
0999	CARAMBOLA (STARFRUIT)	FH			0999	001
0120	CARROTS	FH PR	HYB	HYBRID	0120	001
			MNE	MINI	0120	001
			OPN	OPEN POLLINATED	0120	001
		SD	HYB	HYBRID	0120	003
			OPN	OPEN POLLINATED	0120	002
9997	CASABA MELON	FH			9997	001
1291	CASHEW	BLANK			1291	001
0174	CASSAVA	FH	BGE	BEIGE	0174	001
			WHT	WHITE	0174	001

\*--2012 Crop Groups (Continued)

Code	Crop	Eligible Intended Use	Type Abbr	Type Name	Pay Crop	Pay Type
0124	CAULIFLOWER	FH PR SD			0124	001
0509	CELERIAC	FH PR SD			0509	001
0126	CELERY	FH PR SD			0126	001
8045	CHERIMOYA	FH			8045	001
0128	CHERRIES	FH PR	SWT	SWEET	0128	002
			TRT	TART	0128	001
0375	CHESTNUTS	BLANK FH			0375	001
0840	CHIA	FH PR RS			0840	001
0511	CHICORY/RADICCHIO	FH RS	COM	COMMON	0511	001
			WIT	WITLOOF	0511	001
9996	CHINESE BITTER MELON	FH			9996	001
7321	CHRISTMAS TREES	FH	AFG	AFGHAN PINE	7321	001
			ARI	ARIZONA CYPRESS	7321	001
			AUS	AUSTRIAN PINE	7321	001
			BAL	BALSAM FIR	7321	001
			BLU	BLUE SPRUCE	7321	001
			CAN	CANAAN FIR	7321	001
			CAR	CAROLINA SAPPHIRE	7321	001
			COL	COLORADO BLUE SPRUCE	7321	001
			CON	CONCOLOR FIR	7321	001
			DOU	DOUGLAS	7321	001
			ENG	ENGLEMAN SPRUCE	7321	001
			FRA	FRASIER FIR	7321	001
			KOR	KOREAN FIR	7321	001
			LEY	LEYLAND	7321	001
			MEY	MEYER SPRUCE	7321	001
			NOB	NOBLE FIR	7321	001
			NOR	NORWAY SPRUCE	7321	001
			NRD	NORDMAN FIR	7321	001
			RED	RED CEDAR	7321	001
			SCO	SCOTCH PINE	7321	001
VAP	VIRGINIA PINE	7321	001			
WHT	WHITE SPRUCE	7321	001			
WPN	WHITE PINE NORWAY	7321	001			

--\*

\*--2012 Crop Groups (Continued)

Code	Crop	Eligible Intended Use	Type Abbr	Type Name	Pay Crop	Pay Type
1298	CINNAMON	BLANK			1298	001
9995	CITRON MELON	FH			9995	001
0265	CLOVER	FG SD	ALS	ALSIKE	0102	001
			ALC	ALYCE	0102	001
			AHD	ARROWHEAD	0102	001
			BAL	BALL	0102	001
			BER	BERSEEM	0102	001
			CRM	CRIMSON	0102	001
			KUR	KURA	0102	001
			MAM	MAMMOTH	0102	001
			PPR	PURPLE PRAIRIE	0102	001
			RED	RED	0102	001
			SUB	SUB	0102	001
			WHT	WHITE	0102	001
			YEL	YELLOW	0102	001
		GZ	ALS	ALSIKE	0102	002
			ALC	ALYCE	0102	002
			AHD	ARROWHEAD	0102	002
			BAL	BALL	0102	002
			BER	BERSEEM	0102	002
			CRM	CRIMSON	0102	002
			KUR	KURA	0102	002
			MAM	MAMMOTH	0102	002
			PPR	PURPLE PRAIRIE	0102	002
			RED	RED	0102	002
SUB	SUB	0102	002			
WHT	WHITE	0102	002			
YEL	YELLOW	0102	002			

--\*

**\*--2012 Crop Groups (Continued)**

<b>Code</b>	<b>Crop</b>	<b>Eligible Intended Use</b>	<b>Type Abbr</b>	<b>Type Name</b>	<b>Pay Crop</b>	<b>Pay Type</b>
0175	COCONUTS	FH			0175	001
0176	COFFEE	PR	ARA	ARABICA	0176	001
			LIB	LIBERICA	0176	001
			ROB	ROBUSTA	0176	001
0041	CORN	FG GR SD	AMY	AMYLOSE	0041	001
		FG GR GZ	RED	RED	0041	001
		FG GR GZ SD	WHE	WHITE	0041	001
			YEL	YELLOW	0041	001
		FG FH GR GZ	BLU	BLUE	0041	001
		PR SD	POP	POPCORN	0041	003
			SWT	SWEET	0041	002
			TRO	TROPICAL	0041	001
0022	COTTON, ELS	BLANK			0022	001
0021	COTTON, UPLAND	BLANK			0021	001
0714	CRAMBE	SD			0714	001
0058	CRANBERRIES	FH PR			0058	001
9994	CRENSHAW MELON	FH SD			9994	001

--\*

2012 Crop Groups (Continued)

Code	Crop	Eligible Intended Use	Type Abbr	Type Name	Pay Crop	Pay Type
3002	CRUSTACEAN	FH PR	CRA	CRAYFISH	3002	001
			CRB	CRAB	3002	001
			GOB	GOBO SHRIMP	3002	001
			LGE	LARGE SHRIMP	3002	001
			MED	MEDIUM SHRIMP	3002	001
			PRW	PRAWNS	3002	002
			SML	SMALL SHRIMP	3002	001
0132	CUCUMBERS	FH PR SD	COM	COMMON	0132	001
			ENG	ENGLISH	0132	001
			PKL	PICKLING	0132	002
0325	CURRENTS	FH PR			0325	001
0177	DASHEEN	FH	PUR	PURPLE	0177	001
			WHT	WHITE	0177	001
0496	DATES	FH PR			0496	001
0318	EGGPLANT	FH PR SD	CHE	CHERRY	0318	001
			EUR	EUROPEAN	0318	001
			MIN	MINI	0318	002
			ORN	ORIENTAL	0318	001
0032	ELDERBERRIES	FH PR	BSH	BRUSH HILLS	0032	001
			CHE	CHEROKEE	0032	001
			MIL	MILL CREEK	0032	001
*--0133	EMMER	GR			0133	001--*
0060	FIGS	FH	ADR	ADRIATIC	0060	001
			BMF	BLACK MISSION	0060	001
			BTK	BROWN TURKEY	0060	001
			CAL	CALIMYRNA	0060	002
			KDT	KADOTA	0060	002

2012 Crop Groups (Continued)

Code	Crop	Eligible Intended Use	Type Abbr	Type Name	Pay Crop	Pay Type
3000	FINFISH	FH PR	JAK	ALMACO JACK	3000	001
			AWA	AWA	3000	001
			BIG	BIGHEAD CARP	3000	001
			BLK	BLACK TILAPIA	3000	001
			*--BLT	BLUE TILAPIA	3000	001--*
			BLU	BLUEGILL	3000	001
			CHN	CHANNEL CATFISH	3000	001
			CHI	CHINESE CARP	3000	001
			CNS	CHINESE CATFISH	3000	001
			CRP	CRAPPIE	3000	001
			DIP	DIPLOID AMUR	3000	001
			FLN	FLOUNDER	3000	001
			GUP	GUPPY	3000	003
			HAP	HAPLOCHROMINE TROPICAL	3000	001
			KOI	KOI CARP	3000	003
			LAM	LAMPROLOGUINE TROPICAL	3000	001
			LGE	LARGE MOUTH BASS	3000	001
			MBU	MBUNA CHICHLID TROPICAL	3000	001
			PER	PERCH	3000	001
			RDT	RED TILAPIA	3000	001
			RED	REDFISH	3000	001
			SHL	SHELLCRACK	3000	001
			SHU	SHUBUNKIN CARP	3000	002
			SML	SMALL MOUTH BASS	3000	001
			STR	STRIPED BASS	3000	001
			TAN	TANGANYIKA TROPICAL	3000	001
			THD	THREADFIN SHAD	3000	001
TRI	TRIPLOID AMUR	3000	001			
TRO	TROPICAL	3000	001			
TRT	TROUT	3000	001			
*--WPT	WHITE/PEARL TILAPIA	3000	001--*			
0031	FLAX	SD	COM	COMMON	0031	001
			LIN	LINOLA	0031	001
			LWB	LEWIS/WILD BLUE	0031	001

\*--2012 Crop Groups (Continued)

Code	Crop	Eligible Intended Use	Type Abbr	Type Name	Pay Crop	Pay Type
7501	FLOWERS	FH SE	SUN	SUNFLOWERS	7501	001
		FH SD SE	ACH	ACHILLEA	7501	001
			ACR	ACRONLIUM	7501	001
			AFV	AFRICAN VIOLET	7501	001
			AGA	AGAPANTHUS	7501	001
			AGR	AGERATUM	7501	001
			ALL	ALLIUM	7501	001
			ALS	ALSTROEMERIA	7501	001
			AMR	AMARANTH	7501	001
			AMA	AMARYLLIS	7501	001
			AMM	AMMOBIUM	7501	001
			ANM	ANEMONE	7501	001
			ANT	ANTHURIUM	7501	001
			ANO	ANTHURIUM OBAKE	7501	001
			ANP	ANTHURIUM PASTEL	7501	001
			ANR	ANTHURIUM RED	7501	001
			ART	ARTEMESIA	7501	001
			AST	ASTER	7501	001
			BAB	BABY'S BREATH	7501	001
			BAN	BANANA BLOOM	7501	001
			BAS	BANKSIA	7501	001
			BLD	BELLADONNA	7501	001
			BEL	BELLS OF IRELAND	7501	001
			BIR	BIRD OF PARADISE	7501	001
			BLS	BLACK EYED SUSANS	7501	001
			BLT	BLETILLA	7501	001
			BUP	BUPLEURUM	7501	001
BUS	BUSH CLOVER	7501	001			
BUT	BUTTERFLY MILKWEED	7501	001			
CLL	CALLA LILY	7501	001			
CAL	CALLADIUM	7501	001			
CMM	CAMOMILE	7501	001			

--\*

\*--2012 Crop Groups (Continued)

Code	Crop	Eligible Intended Use	Type Abbr	Type Name	Pay Crop	Pay Type
7501	FLOWERS	FH SD SE	CAM	CAMPANELLE	7501	001
			CND	CANDY TUFT	7501	001
			CAN	CANNA LILY	7501	001
			CEL	CELESIA	7501	001
			CEO	CELOSIA PLUME	7501	001
			CNT	CENTAUREA	7501	001
			CBM	CENTAUREA BLACK MAGIC	7501	001
			CEN	CENTRANTHUS	7501	001
			CHR	CHERIMOYA	7501	001
			CHO	CHOCOLATE	7501	001
			CRS	CHRYSANTHEMUM	7501	001
			CHH	CHURCH	7501	001
			CIR	CIRISIUM	7501	001
			CLE	CLEMATIS	7501	001
			COC	COCKSCOMB	7501	001
			COL	COLEUS	7501	001
			CFL	CONEFLOWER	7501	001
			CRN	CORNFLOWER	7501	001
			COS	COSMOS	7501	001
			CRA	CRASPEDIA	7501	001
			CPG	CREEPING PHLOX	7501	001
			DAF	DAFFODIL	7501	001
			DAH	DAHLIA	7501	001
			DGE	DAISY GERBERA	7501	001
			DSG	DAISY GLORIOSA	7501	001
			DSM	DAISY MARGUERITE	7501	001
			DSS	DAISY SHASTA	7501	001
			LLD	DAY LILY	7501	001
			DEL	DELPHINIUM	7501	001
			ECH	ECHEVERIA	7501	001
			EDI	EDIBLE	7501	001
			ELE	ELEPHANT EAR	7501	001
			IVY	ENGLISH IVY FLOWER	7501	001
			EUC	EUCALYPTUS	7501	001
EUP	EUPHORBIA	7501	001			
EPR	EVENING PRIMROSE	7501	001			
FSF	FALSE SUNFLOWER	7501	001			
FLA	FLAMINGO	7501	001			
FMN	FORGET-ME-NOT	7501	001			
FRE	FRESIA	7501	001			
GAR	GARDENIA	7501	001			
GIL	GILIA	7501	001			
GIN	GINGER	7501	001			

--\*



\*--2012 Crop Groups (Continued)

Code	Crop	Eligible Intended Use	Type Abbr	Type Name	Pay Crop	Pay Type
7501	FLOWERS	FH SD SE	GIP	GINGER PINK	7501	001
			GIR	GINGER RED	7501	001
			GPS	GYPSY	7501	001
			GLA	GLADIOLI	7501	001
			GOD	GODETIA	7501	001
			GOM	GOMPHRENA	7501	001
			GRG	GREEN GODDESS	7501	001
			GYP	GYPOCHILLA	7501	001
			HEF	HEATHER FIRECRACKER	7501	001
			HEM	HEATHER MELANTHRIA	7501	001
			HEP	HEATHER PERSOLUTA	7501	001
			HER	HEATHER REGEMINA	7501	001
			HLC	HELICHRYSUM	7501	001
			HLI	HELICONIA	7501	001
			HLP	HELICONIA PSITTACORM	7501	001
			HCC	HOLLYHOCK	7501	001
			HON	HONEYSUCKLE HALL'S	7501	001
			HYD	HYDRANGEA/HORTENSIA	7501	001
			LLN	ILIMA LANTERN	7501	001
			IRD	IRIS DUTCH	7501	001
			IRI	IRIS	7501	001
			KAL	KALANCHOE	7501	001
			KAN	KANGAROO PAW	7501	001
			LAR	LARKSPUR	7501	001
			LAV	LAVENDER	7501	001
			LEU	LEUCONDENDRON	7501	001
			LIA	LIATRIS	7501	001
			LIL	LILAC	7501	001
			LLA	LILY ASIATIC	7501	001
			LLE	LILY EASTER	7501	001
			LLO	LILY ORIENTAL	7501	001
			LIN	LINEUM	7501	001
			LIS	LISIANTHUS	7501	001
			LOB	LOBELIA	7501	001
LUP	LUPINE	7501	001			
LYC	LYCHNIS SCARLET	7501	001			
MAR	MARIGOLD	7501	001			
MIN	MINI JACKS	7501	001			
CNM	MINIATURE CARNATION	7501	001			
CUT	MIXED CUT	7501	001			
MOL	MOLLUCCELLA	7501	001			

--\*

2012 Crop Groups (Continued)

Code	Crop	Eligible Intended Use	Type Abbr	Type Name	Pay Crop	Pay Type
7501	FLOWERS	FH SD SE	MND	MONARDA	7501	001
			MON	MONTBRETIA	7501	001
			MNC	MONTE CASINO	7501	001
			MTM	MOUNTAIN MINT	7501	001
			MYR	MYRTLE	7501	001
			NAR	NARCISSUS	7501	001
			NIG	NIGELA	7501	001
			NSO	NORTHERN SEA OATS	7501	001
			OFG	OLD FIELD GOLDENROD	7501	001
			OCC	ORCHID CATTLEYAS	7501	001
			OCY	ORCHID CYMBIDIUM	7501	001
			OCD	ORCHID DENDROBIUM	7501	001
			ODS	ORCHID DENDROBIUM SPRAY	7501	001
			OCM	ORCHID MOTH	7501	001
			OCP	ORCHID PHALAENOPSIS	7501	001
			ORO	ORNAMENTAL OKRA	7501	001
			ORP	ORNAMENTAL PEPPERS	7501	001
			PAN	PANSY	7501	001
			PEN	PENSTEMAN STRICTIS	7501	001
			PEO	PEONY	7501	001
			PLP	PETALSTEMUM	7501	001
			*--PLU	PLUMERIA	7501	001
			PET	PETUNIA	7501	001
			PRO	PROTEA	7501	001
			PWL	PUSSY WILLOW	7501	001--*
			PYR	PYRETHRUM	7501	001
			QUN	QUEEN ANNE'S LACE	7501	001
			RAB	RANUNCULUS	7501	001
			ROS	ROSE	7501	001
			RHT	ROSE HYBRID TEA	7501	001
			RSM	ROSE MINIATURE	7501	001
			RSS	ROSE SWEETHEART	7501	001
			RUD	RUDBECKIA	7501	001
			SAL	SALVA	7501	001
			SCA	SCABIOSA	7501	001
			SCH	SCHIZOSTILIS	7501	001
			SEA	SEAFOAM	7501	001
			SED	SEDAHLIA	7501	001
			SDM	SEDUM	7501	001
			SNP	SNAPDRAGON	7501	001
SPD	SPIDERWORT	7501	001			
STR	STAR OF BETHLEHEM	7501	001			

\*--2012 Crop Groups (Continued)

Code	Crop	Eligible Intended Use	Type Abbr	Type Name	Pay Crop	Pay Type
7501	FLOWERS	FH SD SE	STD	STATICE DINUATA	7501	001
			STT	STATICE	7501	001
			STG	STATICE GERMAN	7501	001
			STF	STIFF GOLDENROD	7501	001
			STC	STOCK	7501	001
			STW	STRAWFLOWERS	7501	001
			SWM	SWAMP MILKWEED	7501	001
			SWA	SWEET ANNIE	7501	001
			SWP	SWEET PEA	7501	001
			SWW	SWEET WILLIAM	7501	001
			TAN	TANSY	7501	001
			THG	THISTLE GLOBE	7501	001
			TIG	TIGRIDIA	7501	001
			TRA	TRACHELIUM	7501	001
			TRI	TRITOMA	7501	001
			TUB	TUBEROSE	7501	001
			TUL	TULIP	7501	001
			UMB	UMBRELLA PLANT	7501	001
			VRB	VERBENA	7501	001
			VER	VERONICA	7501	001
WAT	WATER HYACINTH	7501	001			
WAX	WAXFLOWER	7501	001			
WLD	WILD GYP	7501	001			
WOD	WOOD LILIES	7501	001			
XER	XERANTHEMUM	7501	001			
YAR	YARROW	7501	001			
ZIN	ZINNIA	7501	001			
0125	FORAGE SOYBEAN/ SORGHUM	FG GZ			0125	001
0953	GAILON	FH PR RS SD			0953	001
0423	GARLIC	FH PR SD	COM	COMMON	0423	001
			ELE	ELEPHANT	0423	002
0178	GINGER	FH PR SD			0178	001
0089	GINSENG	FH SD			0089	001

--\*

2012 Crop Groups (Continued)

Code	Crop	Eligible Intended Use	Type Abbr	Type Name	Pay Crop	Pay Type
0424	GOOSEBERRIES	FH PR			0424	001
0322	GOURDS	FH PR SD	OKR	CHINESE OKRA	0322	001
0030	GRAPEFRUIT	FH JU PR	SRJ	RIO RED/STAR RUBY	0030	001
			RRJ	RUBY RED	0030	002
			SDY	SEEDY	0030	001
			WHT	WHITE	0030	001
0053	GRAPES	FH PR	ADA	ADALMIINA	0053	001
			AGL	AGLIANICA	0053	001
			ALB	ALICANTE-BOUSCHET	0053	002
			ALM	ALMERIA	0053	001
			AUR	AURORA	0053	001
			*--AUK	AUTUMN KING	0053	001--*
			AUT	AUTUMN ROYAL	0053	001
			BAC	BACO NOIR	0053	001
			BAR	BARBERAS	0053	002
			BTY	BEAUTY SEEDLESS	0053	001
			BTA	BETA	0053	001
			BCZ	BLACK CORINTH/ZANTE CURRANT	0053	001
			BLM	BLACK MISSION	0053	001
			BLA	BLACK SEEDLESS	0053	001
			BSL	BLACK SPANISH/LENOIR	0053	001
			BDB	BLANC DUBOIS	0053	001
			BLN	BLANC SEEDLESS	0053	001
			BLU	BLUEBELL	0053	001
			BRI	BRIANNA	0053	001
			BUF	BUFFALO/RUBIANA	0053	001
			BUR	BURGER	0053	002
			CAB	CABERNET	0053	002
			CBF	CABERNET FRANC	0053	002
			CPF	CABERNET PFEFFER	0053	001
			CBS	CABERNET SAUVIGNON	0053	002
			CAL	CALMERIA	0053	002
			CAM	CAMBELL	0053	001
			CAD	CANADICE	0053	001
			CDR	CARDINAL	0053	001
			CAR	CARIGNANE	0053	002
			CRM	CARMENET	0053	001
			CMN	CARMINE	0053	001
CAN	CARNELIAN	0053	002			
CAC	CASCADE	0053	001			
CAS	CASTEL	0053	001			
CAT	CATAWBA	0053	001			

2012 Crop Groups (Continued)

Code	Crop	Eligible Intended Use	Type Abbr	Type Name	Pay Crop	Pay Type
0053	GRAPES	FH PR	CAY	CAYUGA	0053	002
			CMB	CHAMBOURCIN	0053	002
			CHN	CHANCELLOR	0053	002
			CHD	CHARDONEL	0053	001
			CHA	CHARDONNAY	0053	002
			CHE	CHELOIS	0053	001
			CHB	CHENIN BLANC	0053	002
			CHR	CHRISTMAS ROSE	0053	001
			CIN	CINSAUT	0053	001
			CLI	CLINTON	0053	001
			COB	COLOBEL	0053	001
			COL	COLUMBARD FRENCH	0053	002
			CON	CONCORD	0053	001
			CRN	COROT NOIR	0053	001
			COS	COUNOISE	0053	001
			COU	COURDURIC	0053	001
			CRI	CRIMSON	0053	001
			CSL	CRIMSON SEEDLESS	0053	001
			CYN	CYNTHIA	0053	001
			CYT	CYNTHIANA	0053	001
			DEC	DECHAUNAC	0053	001
			DEL	DELAWARE	0053	001
			DIA	DIAMOND	0053	001
			DOL	DOLCETTO	0053	001
			DRN	DORNFELDER	0053	001
			DUT	DUTCHESS	0053	001
			EDE	EDELWIESS	0053	001
			EIN	EINSETT	0053	001
			ELV	ELVIRA	0053	001
			EMR	EMERALD RIESLING	0053	001
			*--EMS	EMERALD SEEDLESS	0053	001--*
			EPP	EMPERORS	0053	001
			ESP	ESPIRIT	0053	001
			EXT	EXOTIC	0053	001
FAN	FANTASY	0053	001			
FST	FIESTA	0053	002			
FLS	FLAME SEEDLESS	0053	001			
FLR	FLORA	0053	001			
FOC	FOCH	0053	001			
FOS	FOSCH	0053	001			
FRE	FREDONIA	0053	001			

\*--2012 Crop Groups (Continued)

Code	Crop	Eligible Intended Use	Type Abbr	Type Name	Pay Crop	Pay Type
0053	GRAPES	FH PR	FRO	FRONTENAC	0053	001
			FRG	FRONTENAL GRIS	0053	001
			GAB	GAMAY BEAUJOLAIS	0053	002
			GAM	GAMAY/NAPA GAMAY	0053	002
			GEN	GENEVA RED #7	0053	001
			GEW	GEWURTZTRAMINER	0053	002
			GRH	GREEN HUNGARIAN	0053	001
			GRE	GRENACHE	0053	002
			GRY	GREY RIESLING	0053	001
			HIM	HIMROD	0053	001
			ISA	ISABELLA	0053	001
			ITA	ITALIA	0053	001
			IVE	IVES	0053	001
			JPT	JUPITER	0053	001
			KAY	KAY GRAY	0053	001
			KER	KERNER	0053	001
			KON	KING OF NORTH	0053	001
			KYO	KYOHO	0053	001
			LCT	LACRESENT	0053	001
			LAC	LACROSSE	0053	001
			LAK	LAKEMONT	0053	001
			LDN	LANDOT NOIR	0053	001
			LEM	LEMBERGER	0053	001
			LEO	LEON MILLOT/MILLOT	0053	001
			LOU	LOUISE SWENSON	0053	001
			MAL	MALBEC	0053	001
			MAB	MALVASIA BIANCA	0053	002
			MSB	MALVOISIE BLACK	0053	001
			MAC	MARCHEL FOCH	0053	001
			MAR	MARQUE	0053	001
			MRQ	MARQUETTE	0053	001
			MAS	MARS	0053	001
			MRS	MARSANNE	0053	001
			MAT	MATARO/MOUVEDRE	0053	001
			MDY	MELODY	0053	001
			MEL	MELON	0053	001
			MRT	MERLOT	0053	001
			MER	MERLOT	0053	002
			MEU	MEUNIER	0053	001
			MYR	MEYERS	0053	001
MBS	MIDNIGHT BEAUTY/SUGRATHIRTEEN	0053	001			
MIS	MISSION	0053	002			
MOR	MISSOURI RIESLING	0053	001			
MUL	MULLERTHURGAU	0053	001			
MUS	MUSCADINE	0053	001			

--\*

\*--2012 Crop Groups (Continued)

Code	Crop	Eligible Intended Use	Type Abbr	Type Name	Pay Crop	Pay Type
0053	GRAPES	FH PR	MUC	MUSCAT	0053	002
			MUB	MUSCAT BLANC/M. CANELLI	0053	002
			MUH	MUSCAT HAMBURG	0053	001
			MUA	MUSCAT OF ALEXANDER	0053	002
			MUO	MUSCAT OTTONEL	0053	001
			MUG	MUSCAT, GOLDEN	0053	001
			NEB	NEBBIOLO	0053	001
			NEP	NEPTUNE	0053	001
			NIA	NIAGARA	0053	002
			NWA	NOIRET	0053	001
			NOR	NORTON	0053	001
			NYA	NY76.0844.24	0053	001
			PGC	PALOMINO CHASSELAS	0053	002
			PAY	PAYON D'OR	0053	001
			PER	PERLETTE	0053	001
			PES	PETITA SIRAH	0053	002
			PEV	PETITA VARDOT	0053	002
			PAM	PETITE AMIE	0053	001
			PTB	PINOT BLANC	0053	002
			PTC	PINOT BLANC (SPARKLING WINE)	0053	001
			PGR	PINOT GRIS	0053	001
			PGS	PINOT GRIS (SPARKLING WINE)	0053	001
			PNO	PINOT NOIR	0053	002
			PNR	PINOT NOIR (SPARKLING WINE)	0053	001
			PSG	PINOT ST GEORGE	0053	001
			PRT	PORT	0053	001
			PRS	PRAIRIE STAR	0053	001
			PRE	PRESTINE SEEDLESS	0053	001
			PRM	PRIMITIVO	0053	001
			PRI	PRINCESS	0053	001
			RAV	RAVAT	0053	001
			RAY	RAYON D'OR	0053	001
			RDG	RED GLOBE	0053	002
			RML	RED MALAGA	0053	001
			SFR	RED SUFFOLK	0053	001
			RDZ	RED ZINFANDEL	0053	001
			RED	REDAL BLANC	0053	001
			REL	RELIANCE	0053	001
			RIB	RIBER	0053	001
			RIE	RIESLING	0053	002

--\*

2012 Crop Groups (Continued)

Code	Crop	Eligible Intended Use	Type Abbr	Type Name	Pay Crop	Pay Type
0053	GRAPES	FH PR	ROS	ROSETTE	0053	001
			ROU	ROUGEON	0053	001
			ROA	ROUSSANNE	0053	001
			RTY	ROYALTY	0053	002
			RBD	RUBIRED	0053	002
			RUC	RUBY CABERNET	0053	002
			RRS	RUBY RED SEEDLESS	0053	001
			RUB	RUBY SEEDLESS	0053	001
			SBV	SABREVOIS	0053	001
			SAL	SALVADOR	0053	001
			SAN	SANGIOVET/SANGIOVESE	0053	001
			SAT	SATURN	0053	001
			SAB	SAUVIGNON BLANC/FUME BLANC	0053	002
			SAU	SAUVIGNON VERT	0053	001
			SCR	SCARLET ROYAL	0053	001
			SCH	SCHUREBE	0053	001
			SLP	SELMA PETE	0053	001
			SEM	SEMILLON	0053	002
			SEY	SEYVAL/SEYVAL VILLARD	0053	002
			SHN	SHERIDAN	0053	001
			SOM	SOMERSET SEEDLESS	0053	001
			SPI	SPIKE MUKLEY	0053	001
			STC	ST CROIX	0053	001
			STE	ST EMILION (UGNI BLANC)	0053	001
			STP	ST PEPIN	0053	001
			STV	ST VINCENT	0053	001
			SKS	STARKSTAR	0053	001
			STB	STEUBEN	0053	001
			STU	STUKEN	0053	001
			SUL	SULTANA	0053	001
			SUM	SUMMER ROYAL	0053	001
			SUN	SUNBELT	0053	001
			SSL	SUPERIOR SEEDLESS	0053	001
			SSC	SWEET SCARLET	0053	001
			SWE	SWENSON RED	0053	001
			*--SWW	SWENSON WHITE	0053	001--*
			SYL	SYLVANER	0053	001
			SYM	SYMPHONY	0053	002
			SYR	SYRAH/FRENCH SYRH SHIRAZ	0053	002
			TAN	TANNAT	0053	001
TEM	TEMPRANILLO/VALDEPENAS	0053	001			
THP	THOMPSON SEEDLESS	0053	001			
TMD	TINTA MADERA	0053	001			
TOK	TOKAY	0053	002			
TRA	TRAMINETTE	0053	001			
VAL	VALIANT	0053	001			
VMC	VALVIN MUSCAT	0053	001			
VAN	VANESSA	0053	001			
VNI	VENIFERA	0053	001			



2012 Crop Groups (Continued)

Code	Crop	Eligible Intended Use	Type Abbr	Type Name	Pay Crop	Pay Type
0053	GRAPES	FH PR	VNT	VENTURA	0053	001
			VEN	VENUS	0053	001
			VER	VERDELET BLANC	0053	001
			VDL	VIDAL	0053	001
			VDB	VIDAL BLANC	0053	002
			VIG	VIGNOLES	0053	002
			VBL	VILLARD BLANC	0053	002
			VNR	VILLARD NOIR	0053	002
			VIN	VINCENT	0053	001
			LBR	VITIS LABRUSCA	0053	001
			VVN	VITIS VINIFERA	0053	002
			VIV	VIVANT	0053	001
			VOI	VOIGNIER	0053	001
			WCY	WHITE CAYUGA	0053	001
			WML	WHITE MALAGA	0053	002
			WHR	WHITE RIESLING/JOHANNISBERG	0053	002
			ZIN	ZINFANDEL	0053	002
			*--ZWE	ZWEIGEZTREBE	0053	001--*

2012 Crop Groups (Continued)

Code	Crop	Eligible Intended Use	Type Abbr	Type Name	Pay Crop	Pay Type
0102	GRASS	FG SD	ALK	ALKALAI	0102	001
			AWR	ALTAI WILD RYE	0102	001
			*--ASG	AMERICAN SLOUGHGRASS	0102	001--*
			FAC	ARCTARED FESCUE	0102	001
			ARG	ARGENTINE BAHIA	0102	001
			BAH	BAHALIA	0102	001
			BHI	BAHIA	0102	001
			BAR	BARON GOTO	0102	001
			BER	BEARDLESS WILD RYE	0102	001
			BGC	BENT, COLONIAL	0102	001
			BCR	BENT, CREEPING	0102	001
			BCM	BERMUDA, COMMON	0102	001
			BCS	BERMUDA, COASTAL	0102	001
			BBL	BIG BLUE	0102	001
			BLB	BIG BLUESTEM	0102	001
			BPG	BLUE PANIC	0102	001
			BWR	BLUE WILD RYEGRASS	0102	001
			CBG	BLUEGRASS, CANADIAN	0102	001
			BLK	BLUEGRASS, KENTUCKY	0102	001
			BLH	BLUEGRASS, ROUGH	0102	001
			BLR	BLUEGRASS, RUGBY	0102	001
			BLJ	BLUEJOINT	0102	001
			BJR	BLUEJOINT REEDGRASS	0102	001
			BLG	BLUESTEM, GORDO	0102	001
			BLL	BLUESTEM, LITTLE	0102	001
			BLM	BLUESTEM, MEDIO	0102	001
			BOW	BLUESTEM, OLD WORLD	0102	001
			BLS	BLUESTEM, SAND	0102	001
			BLY	BLUESTEM, YELLOW	0102	001
			BOS	BOSIOSKI WILD RYE	0102	001
			BRM	BROME, MOUNTAIN	0102	001
			BRP	BROME, POLAR	0102	001
BRR	BROME, REGAR	0102	001			

2012 Crop Groups (Continued)

Code	Crop	Eligible Intended Use	Type Abbr	Type Name	Pay Crop	Pay Type
0102	GRASS	FG SD	BUF	BUFFALO	0102	001
			BFF	BUFFEL	0102	001
			CAL	CALIFORNIA (PARA)	0102	001
			CFB	CALIFORNIA BROME	0102	001
			RCW	CANADIAN WILD RYE	0102	001
			CAN	CANARY	0102	001
			CBY	CANBY	0102	001
			CEN	CENTIPEDE	0102	001
			CRG	CRABGRASS	0102	001
			CFG	CREEPING FOXTAIL, GARRISON	0102	001
			DAL	DALLIS	0102	001
			*--DCH	DICHONDRA	0102	001--*
			EAS	EASTERN GAMAGRASS	0102	001
			EME	EMERALD	0102	001
			FCH	FESCUE, CHEWING	0102	001
			FSH	FESCUE, HARD	0102	001
			FME	FESCUE, MEADOW	0102	001
			FRE	FESCUE, RED	0102	001
			FRO	FESCUE, ROUGH	0102	001
			FTA	FESCUE, TALL	0102	001
			GBM	GEORGE BLACK MEDIC	0102	001
			GBU	GRAMA, BLUE	0102	001
			GBH	GRAMA, BLUE HACHITA	0102	001
			GBL	GRAMA, BLUE LOVINGTON	0102	001
			GHA	GRAMA, HAIRY	0102	001
			GSO	GRAMA, SIDE OATS	0102	001
			GNE	GREEN NEEDLE	0102	001
			GPG	GREEN PANIC	0102	001
			GST	GREEN SPRANGLE TOP	0102	001
			*--GUI	GUINEA	0102	001--*
			HIL	HILO	0102	001
			HON	HONTAX	0102	001
			HBG	HYBRID BENT	0102	001
BGH	HYBRID BERMUDA	0102	001			

2012 Crop Groups (Continued)

Code	Crop	Eligible Intended Use	Type Abbr	Type Name	Pay Crop	Pay Type
0102	GRASS	FG SD	IDA	IDAHO FESCUE	0102	001
			ING	INDIAN	0102	001
			IRG	INDIAN RICEGRASS	0102	001
			JOH	JOHNSON	0102	001
			JOS	JOSE TALL WHEATGRASS	0102	001
			JUN	JUNEGRASS	0102	001
			KEN	KENTUCKY 31 FESCUE	0102	001
			KIK	KIKUYU	0102	001
			KLB	KLEBERG BLUESTEM	0102	001
			KLE	KLEIN	0102	001
			LER	LERIOPE	0102	001
			LIM	LIMOSINE	0102	001
			LMP	LIMPO GRASS	0102	001
			LMS	LOVEGRASS, MASON SANDHILL	0102	001
			LSA	LOVEGRASS, SAND	0102	001
			LWE	LOVEGRASS, WEeping	0102	001
			MAG	MAGNAR	0102	001
			MAT	MATUA	0102	001
			MBG	MEADOW	0102	001
			MUT	MUTTON	0102	001
			*--NAP	NAPIER	0102	001--*
			NAG	NATIVE	0102	001
			NAT	NEEDLE AND THREAD	0102	001
			NEW	NEWHY HYBRID WHEATGRASS	0102	001
			HNC	NORCOAST TUFTED HAIRGRASS	0102	001
			HNT	NORTTRAN TUFTED HAIRGRASS	0102	001
			ORG	ORCHARD	0102	001
			PAM	PAMPAS	0102	001
			*--PAN	PANGOLA	0102	001--*
			PBL	PLAINS BLUE STEMS	0102	001
			PJG	PRAIRIE JUNE	0102	001
			PLB	PLAINS BRISTLE	0102	001
			PRA	PRAIRIE	0102	001
			PRD	PRAIRIE DROPSEED	0102	001
PRS	PRARIE SANDREED	0102	001			
RRA	RATIBITA, RED	0102	001			
RDT	REDTOP	0102	001			
RCA	REED CANARY	0102	001			
RHO	RHODES	0102	001			

2012 Crop Groups (Continued)

Code	Crop	Eligible Intended Use	Type Abbr	Type Name	Pay Crop	Pay Type
0102	GRASS	FG SD	RAN	RYE, ANNUAL	0102	001
			RIN	RYE, INTERMEDIATE	0102	001
			RPE	RYE, PERENNIAL	0102	001
			RRW	RYE, RUSSIAN WILD	0102	001
			SAI	SAINFOIN	0102	001
			STA	SAINT AUGUSTINE	0102	001
			SDB	SANDBERG BLUEGRASS	0102	001
			SEC	SECAR BLUEBUNCH	0102	001
			SMB	SMALL BURNETT	0102	001
			SMO	SMOOTH BROME	0102	001
			STR	STARGRASS	0102	001
			SUD	SUDAN	0102	001
			SUN	SUN	0102	001
			SWI	SWITCH	0102	001
			TSW	THICK SPIKE WHEATGRASS	0102	001
			TIM	TIMOTHY	0102	001
			TRL	TRAILHEAD BASIN	0102	001
			TBW	TRAILHEAD BASIN WILD RYE	0102	001
			TRU	TRUDANE	0102	001
			THG	TUFTED HAIRGRASS	0102	001
			TBL	TUNDRA BLUEGRASS	0102	001
			*--VIR	VIRGINIA WILD RYE	0102	001--*
			WAI	WAINAKU	0102	001
			WBB	WHEAT GRASS, BLUE BUNCH	0102	001
			WCR	WHEAT GRASS, CRESTED	0102	001
			WRG	WHEAT GRASS, EGYPTIAN	0102	001
			WIN	WHEAT GRASS, INTERMEDIATE	0102	001
			WPU	WHEAT GRASS, PUBESCENT	0102	001
			WRF	WHEAT GRASS, RUF FAIRWAY CRESTED	0102	001
			WSI	WHEAT GRASS, SIBERIAN	0102	001
			WSL	WHEAT GRASS, SLENDER	0102	001
			WST	WHEAT GRASS, STREAMBANK	0102	001
			WTA	WHEAT GRASS, TALL	0102	001
WWE	WHEAT GRASS, WESTERN	0102	001			
WPR	WHITE PRAIRIE CLOVER	0102	001			
WIL	WILMON LOVEGRASS	0102	001			
ZOY	ZOYSIA	0102	001			

2012 Crop Groups (Continued)

Code	Crop	Eligible Intended Use	Type Abbr	Type Name	Pay Crop	Pay Type
0102	GRASS	GZ	ALK	ALKALAI	0102	002
			AWR	ALTAI WILD RYE	0102	002
			*--ASG	AMERICAN SLOUGHGRASS	0102	002--*
			FAC	ARCTARED FESCUE	0102	002
			ARG	ARGENTINE BAHIA	0102	002
			BAH	BAHALIA	0102	002
			BHI	BAHIA	0102	002
			BAR	BARON GOTO	0102	002
			BER	BEARDLESS WILD RYE	0102	002
			BGC	BENT, COLONIAL	0102	002
			BCR	BENT, CREEPING	0102	002
			BCM	BERMUDA, COMMON	0102	002
			BCS	BERMUDA, COASTAL	0102	002
			BBL	BIG BLUE	0102	002
			BLB	BIG BLUESTEM	0102	002
			BPG	BLUE PANIC	0102	002
			BWR	BLUE WILD RYEGRASS	0102	002
			CBG	BLUEGRASS, CANADIAN	0102	002
			BLK	BLUEGRASS, KENTUCKY	0102	002
			BLH	BLUEGRASS, ROUGH	0102	002
			BLR	BLUEGRASS, RUGBY	0102	002
			BLJ	BLUEJOINT	0102	002
			BJR	BLUEJOINT REEDGRASS	0102	002
			BLG	BLUESTEM, GORDO	0102	002
			BLL	BLUESTEM, LITTLE	0102	002
			BLM	BLUESTEM, MEDIO	0102	002
			BOW	BLUESTEM, OLD WORLD	0102	002
			BLS	BLUESTEM, SAND	0102	002
			BLY	BLUESTEM, YELLOW	0102	002
			BOS	BOSIOSKI WILD RYE	0102	002
			BRM	BROME, MOUNTAIN	0102	002
			BRP	BROME, POLAR	0102	002
BRR	BROME, REGAR	0102	002			

2012 Crop Groups (Continued)

Code	Crop	Eligible Intended Use	Type Abbr	Type Name	Pay Crop	Pay Type
0102	GRASS	GZ	BUF	BUFFALO	0102	002
			BFF	BUFFEL	0102	002
			CAL	CALIFORNIA (PARA)	0102	002
			CFB	CALIFORNIA BROME	0102	002
			RCW	CANADIAN WILD RYE	0102	002
			CAN	CANARY	0102	002
			CBY	CANBY	0102	002
			CEN	CENTIPEDE	0102	002
			CRG	CRABGRASS	0102	002
			CFG	CREEPING FOXTAIL, GARRISON	0102	002
			DAL	DALLIS	0102	002
			*--DCH	DICHONDRA	0102	002--*
			EAS	EASTERN GAMAGRASS	0102	002
			EME	EMERALD	0102	002
			FCH	FESCUE, CHEWING	0102	002
			FSH	FESCUE, HARD	0102	002
			FME	FESCUE, MEADOW	0102	002
			FRE	FESCUE, RED	0102	002
			FRO	FESCUE, ROUGH	0102	002
			FTA	FESCUE, TALL	0102	002
			GBM	GEORGE BLACK MEDIC	0102	002
			GBU	GRAMA, BLUE	0102	002
			GBH	GRAMA, BLUE HACHITA	0102	002
			GBL	GRAMA, BLUE LOVINGTON	0102	002
			GHA	GRAMA, HAIRY	0102	002
			GSO	GRAMA, SIDE OATS	0102	002
			GNE	GREEN NEEDLE	0102	002
			GPG	GREEN PANIC	0102	002
			GST	GREEN SPRANGLE TOP	0102	002
			HIL	HILO	0102	002
			HON	HONTAX	0102	002
			HBG	HYBRID BENT	0102	002
BGH	HYBRID BERMUDA	0102	002			

2012 Crop Groups (Continued)

Code	Crop	Eligible Intended Use	Type Abbr	Type Name	Pay Crop	Pay Type
0102	GRASS	GZ	IDA	IDAHO FESCUE	0102	002
			ING	INDIAN	0102	002
			IRG	INDIAN RICEGRASS	0102	002
			JOH	JOHNSON	0102	002
			JOS	JOSE TALL WHEATGRASS	0102	002
			JUN	JUNEGRASS	0102	002
			KEN	KENTUCKY 31 FESCUE	0102	002
			KIK	KIKUYU	0102	002
			KLB	KLEBERG BLUESTEM	0102	002
			KLE	KLEIN	0102	002
			LER	LERIOPE	0102	002
			LIM	LIMOSINE	0102	002
			LMP	LIMPO GRASS	0102	002
			LMS	LOVEGRASS, MASON SANDHILL	0102	002
			LSA	LOVEGRASS, SAND	0102	002
			LWE	LOVEGRASS, WEeping	0102	002
			MAG	MAGNAR	0102	002
			MAT	MATUA	0102	002
			MBG	MEADOW	0102	002
			MUT	MUTTON	0102	002
			*--NAP	NAPIER	0102	002--*
			NAG	NATIVE	0102	002
			NAT	NEEDLE AND THREAD	0102	002
			NEW	NEWHY HYBRID WHEATGRASS	0102	002
			HNC	NORCOAST TUFTED HAIRGRASS	0102	002
			HNT	NORTRAN TUFTED HAIRGRASS	0102	002
			ORG	ORCHARD	0102	002
			PAM	PAMPAS	0102	002
			*--PAN	PANGOLA	0102	002--*
			PBL	PLAINS BLUE STEMS	0102	002
			PJG	PRAIRIE JUNE	0102	002
			PLB	PLAINS BRISTLE	0102	002
			PRA	PRAIRIE	0102	002
			PRD	PRAIRIE DROPSEED	0102	002
PRS	PRARIE SANDREED	0102	002			
RRA	RATIBITA, RED	0102	002			
RDT	REDTOP	0102	002			
RCA	REED CANARY	0102	002			
RHO	RHODES	0102	002			



2012 Crop Groups (Continued)

Code	Crop	Eligible Intended Use	Type Abbr	Type Name	Pay Crop	Pay Type
0102	GRASS	GZ	RAN	RYE, ANNUAL	0102	002
			RIN	RYE, INTERMEDIATE	0102	002
			RPE	RYE, PERENNIAL	0102	002
			RRW	RYE, RUSSIAN WILD	0102	002
			SAI	SAINFOIN	0102	002
			STA	SAINT AUGUSTINE	0102	002
			SDB	SANDBERG BLUEGRASS	0102	002
			SEC	SECAR BLUEBUNCH	0102	002
			SMB	SMALL BURNETT	0102	002
			SMO	SMOOTH BROME	0102	002
			STR	STARGRASS	0102	002
			SUD	SUDAN	0102	002
			SUN	SUN	0102	002
			SWI	SWITCH	0102	002
			TSW	THICK SPIKE WHEATGRASS	0102	002
			TIM	TIMOTHY	0102	002
			TRL	TRAILHEAD BASIN	0102	002
			WAI	WAINAKU	0102	002
			TBW	TRAILHEAD BASIN WILD RYE	0102	002
			TRU	TRUDANE	0102	002
			THG	TUFTED HAIRGRASS	0102	002
			TBL	TUNDRA BLUEGRASS	0102	002
			*--VIR	VIRGINIA WILDRYE	0102	002--*
			WAI	WAINAKU	0102	002
			WBB	WHEAT GRASS, BLUE BUNCH	0102	002
			WCR	WHEAT GRASS, CRESTED	0102	002
			WRG	WHEAT GRASS, EGYPTIAN	0102	002
			WIN	WHEAT GRASS, INTERMEDIATE	0102	002
			WPU	WHEAT GRASS, PUBESCENT	0102	002
			WRF	WHEAT GRASS, RUF FAIRWAY CRESTED	0102	002
			WSI	WHEAT GRASS, SIBERIAN	0102	002
			WSL	WHEAT GRASS, SLENDER	0102	002
			WST	WHEAT GRASS, STREAMBANK	0102	002
WTA	WHEAT GRASS, TALL	0102	002			
WWE	WHEAT GRASS, WESTERN	0102	002			
WPR	WHITE PRAIRIE CLOVER	0102	002			
WIL	WILMON LOVEGRASS	0102	002			
ZOY	ZOYSIA	0102	002			

2012 Crop Groups (Continued)

Code	Crop	Eligible Intended Use	Type Abbr	Type Name	Pay Crop	Pay Type
0102	GRASS	SO	ALK	ALKALAI	0102	003
			AWR	ALTAI WILD RYE	0102	003
			*--ASG	AMERICAN SLOUGHGRASS	0102	003--*
			FAC	ARCTARED FESCUE	0102	003
			ARG	ARGENTINE BAHIA	0102	003
			BAH	BAHALIA	0102	003
			BHI	BAHIA	0102	003
			BER	BEARDLESS WILD RYE	0102	003
			BGC	BENT, COLONIAL	0102	003
			BCR	BENT, CREEPING	0102	003
			BCM	BERMUDA, COMMON	0102	003
			BCS	BERMUDA, COASTAL	0102	003
			BBL	BIG BLUE	0102	003
			BLB	BIG BLUESTEM	0102	003
			BPG	BLUE PANIC	0102	003
			BWR	BLUE WILD RYEGRASS	0102	003
			CBG	BLUEGRASS, CANADIAN	0102	003
			BLK	BLUEGRASS, KENTUCKY	0102	003
			BLH	BLUEGRASS, ROUGH	0102	003
			BLR	BLUEGRASS, RUGBY	0102	003
			BLJ	BLUEJOINT	0102	003
			BJR	BLUEJOINT REEDGRASS	0102	003
			BLG	BLUESTEM, GORDO	0102	003
			BLL	BLUESTEM, LITTLE	0102	003
			BLM	BLUESTEM, MEDIO	0102	003
			BOW	BLUESTEM, OLD WORLD	0102	003
			BLS	BLUESTEM, SAND	0102	003
			BLY	BLUESTEM, YELLOW	0102	003
			BOS	BOSIOSKI WILD RYE	0102	003
			BRM	BROME, MOUNTAIN	0102	003
			BRP	BROME, POLAR	0102	003
			BRR	BROME, REGAR	0102	003

2012 Crop Groups (Continued)

Code	Crop	Eligible Intended Use	Type Abbr	Type Name	Pay Crop	Pay Type
0102	GRASS	SO	BUF	BUFFALO	0102	003
			BFF	BUFFEL	0102	003
			CFB	CALIFORNIA BROME	0102	003
			RCW	CANADIAN WILD RYE	0102	003
			CAN	CANARY	0102	003
			CBY	CANBY	0102	003
			CEN	CENTIPEDE	0102	003
			CRG	CRABGRASS	0102	003
			CFG	CREEPING FOXTAIL, GARRISON	0102	003
			DAL	DALLIS	0102	003
			*--DCH	DICHONDRA	0102	003--*
			EAS	EASTERN GAMAGRASS	0102	003
			EME	EMERALD	0102	003
			FCH	FESCUE, CHEWING	0102	003
			FSH	FESCUE, HARD	0102	003
			FME	FESCUE, MEADOW	0102	003
			FRE	FESCUE, RED	0102	003
			FRO	FESCUE, ROUGH	0102	003
			FTA	FESCUE, TALL	0102	003
			GBM	GEORGE BLACK MEDIC	0102	003
			GBU	GRAMA, BLUE	0102	003
			GBH	GRAMA, BLUE HACHITA	0102	003
			GBL	GRAMA, BLUE LOVINGTON	0102	003
			GHA	GRAMA, HAIRY	0102	003
			GSO	GRAMA, SIDE OATS	0102	003
			GNE	GREEN NEEDLE	0102	003
			GPG	GREEN PANIC	0102	003
			GST	GREEN SPRANGLE TOP	0102	003
			HON	HONTAX	0102	003
			HBG	HYBRID BENT	0102	003
BGH	HYBRID BERMUDA	0102	003			

\*--2012 Crop Groups (Continued)

Code	Crop	Eligible Intended Use	Type Abbr	Type Name	Pay Crop	Pay Type
0102	GRASS	SO	IDA	IDAHO FESCUE	0102	003
			ING	INDIAN	0102	003
			IRG	INDIAN RICEGRASS	0102	003
			JOH	JOHNSON	0102	003
			JOS	JOSE TALL WHEATGRASS	0102	003
			JUN	JUNEGRASS	0102	003
			KEN	KENTUCKY 31 FESCUE	0102	003
			KLB	KLEBERG BLUESTEM	0102	003
			KLE	KLEIN	0102	003
			LER	LERIOPE	0102	003
			LIM	LIMOSINE	0102	003
			LMP	LIMPO GRASS	0102	003
			LMS	LOVEGRASS, MASON SANDHILL	0102	003
			LSA	LOVEGRASS, SAND	0102	003
			LWE	LOVEGRASS, WEeping	0102	003
			MAG	MAGNAR	0102	003
			MAT	MATUA	0102	003
			MBG	MEADOW	0102	003
			MUT	MUTTON	0102	003
			NAG	NATIVE	0102	003
			NAT	NEEDLE AND THREAD	0102	003
			NEW	NEWHY HYBRID WHEATGRASS	0102	003
			HNC	NORCOAST TUFTED HAIRGRASS	0102	003
			HNT	NORTRAN TUFTED HAIRGRASS	0102	003
			ORG	ORCHARD	0102	003
			PAM	PAMPAS	0102	003
			PBL	PLAINS BLUE STEMS	0102	003
			PJG	PRAIRIE JUNE	0102	003
			PLB	PLAINS BRISTLE	0102	003
			PRA	PRAIRIE	0102	003
PRD	PRAIRIE DROPSEED	0102	003			
PRS	PRARIE SANDREED	0102	003			
RRA	RATIBITA, RED	0102	003			
RDT	REDTOP	0102	003			
RCA	REED CANARY	0102	003			
RHO	RHODES	0102	003			

--\*

2012 Crop Groups (Continued)

Code	Crop	Eligible Intended Use	Type Abbr	Type Name	Pay Crop	Pay Type
0102	GRASS	SO	RAN	RYE, ANNUAL	0102	003
			RIN	RYE, INTERMEDIATE	0102	003
			RPE	RYE, PERENNIAL	0102	003
			RRW	RYE, RUSSIAN WILD	0102	003
			SAI	SAINFOIN	0102	003
			STA	SAINT AUGUSTINE	0102	003
			SDB	SANDBERG BLUEGRASS	0102	003
			SEC	SECAR BLUEBUNCH	0102	003
			SMB	SMALL BURNETT	0102	003
			SMO	SMOOTH BROME	0102	003
			SUD	SUDAN	0102	003
			SUN	SUN	0102	003
			SWI	SWITCH	0102	003
			TSW	THICK SPIKE WHEATGRASS	0102	003
			TIM	TIMOTHY	0102	003
			TRL	TRAILHEAD BASIN	0102	003
			TBW	TRAILHEAD BASIN WILD RYE	0102	003
			TRU	TRUDANE	0102	003
			THG	TUFTED HAIRGRASS	0102	003
			TBL	TUNDRA BLUEGRASS	0102	003
			*--VIR	VIRGINIA WILD RYE	0102	003--*
			WBB	WHEAT GRASS, BLUE BUNCH	0102	003
			WCR	WHEAT GRASS, CRESTED	0102	003
			WRG	WHEAT GRASS, EGYPTIAN	0102	003
			WIN	WHEAT GRASS, INTERMEDIATE	0102	003
			WPU	WHEAT GRASS, PUBESCENT	0102	003
			WRF	WHEAT GRASS, RUF FAIRWAY CRESTED	0102	003
			WSI	WHEAT GRASS, SIBERIAN	0102	003
			WSL	WHEAT GRASS, SLENDER	0102	003
			WST	WHEAT GRASS, STREAMBANK	0102	003
WTA	WHEAT GRASS, TALL	0102	003			
WWE	WHEAT GRASS, WESTERN	0102	003			
WPR	WHITE PRAIRIE CLOVER	0102	003			
WIL	WILMON LOVEGRASS	0102	003			
ZOY	ZOYSIA	0102	003			

\*--2012 Crop Groups (Continued)

Code	Crop	Eligible Intended Use	Type Abbr	Type Name	Pay Crop	Pay Type	
4000	GREENS	FH PR RS SD SE	COL	COLLARDS	4000	001	
			COM	COMMON KALE	4000	001	
		FH PR RS SD	GZ	RAP	RAPE/RAPINI/CHINESE BROCCOLI	4000	001
				ARU	ARUGULA	4000	003
				ASI	ASIAN	4000	001
				CHN	CHINESE MUSTARD	4000	003
				CHI	CHINESE SPINACH/AMARANTH	4000	001
				CRE	CRESSIE	4000	003
				CUR	CURLY ENDIVE	4000	001
				DAN	DANDELIONS	4000	003
				ESC	ESCAROLE	4000	001
				EDF	FRIZEE/BELGIAN ENDIVE	4000	001
				GRN	GREEN SWISSCHARD	4000	002
				HYB	HYBRID MUSTARD	4000	002
				LEF	LEAF SPINACH	4000	001
				MIZ	MIZUNA/JAPANESE MUSTARD	4000	001
				OMS	OPEN POLLINATED MUSTARD	4000	001
				ORA	ORACH	4000	001
				PER	PERILLA/SHISO/JAPANESE BASIL	4000	001
				RED	RED SWISSCHARD	4000	001
SHA	SHANGHI BOK CHOY	4000	001				
SHC	SHUM CHOY	4000	001				
SOR	SORRELL	4000	003				
SUK	SUK GAT	4000	001				
TOC	TOC CHOY	4000	001				
TUR	TURNIP	4000	001				
VIN	VINE SPINACH	4000	001				
WAT	WATER SPINACH	4000	001				
YUC	YU CHOY	4000	001				
1167	GUANABANA/ SOURSOP	FH			1167	001	
0134	GUAR	SD			0134	001	
0498	GUAVA	FH PR			0498	001	
1299	GUAVABERRY	FH			1299	001	
0376	HAZEL NUTS	BLANK			0376	001	

--\*

2012 Crop Groups (Continued)

Code	Crop	Eligible Intended Use	Type Abbr	Type Name	Pay Crop	Pay Type
5000	HERBS	FH PR	CAC	CACAO	5000	001
		FH PR SD	HYA	ANISE HYSSOP	5000	001
			BAS	BASIL	5000	005
			BAY	BAY LEAF	5000	005
			BOR	BORAGE	5000	002
			BUC	BU CHOO/GARLIC CHIVES	5000	001
			CWY	CARAWAY	5000	001
			CAR	CARDOON	5000	001
			CHI	CHIVES	5000	005
			CIL	CILANTRO/CORIANDER	5000	001
			HYC	COMMON HYSSOP	5000	001
			DIL	DILL	5000	001
			FNL	FENNEL/ANISE	5000	001
			FEN	FENUGREEK	5000	001
			*--LEM	LEMON VERBENA	5000	001--*
			LMG	LEMONGRASS	5000	006
			MAR	MARJORAM	5000	007
			MNT	MINT	5000	005
			MTA	MINT APPLE	5000	001
			NAT	NATIVE SPEARMINT	5000	006
			ORE	OREGANO	5000	007
			PAR	PARSLEY	5000	001
			PEP	PEPPERMINT	5000	008
			REC	RECAO	5000	001
			ROS	ROSEMARY	5000	007
			SAG	SAGE	5000	007
			SAV	SAVORY	5000	001
			SCO	SCOTCH SPEARMINT	5000	008
		*--STV	STEVIA	5000	001--*	
		TAR	TARRAGON	5000	005	
		THY	THYME	5000	007	
				FH PR RT SD	PAR	PARSLEY
		RT	GOB	GOBO	5000	001

2012 Crop Groups (Continued)

Code	Crop	Eligible Intended Use	Type Abbr	Type Name	Pay Crop	Pay Type
1190	HONEY	NT TB			1190	001
0758	HONEYDEW	FH SD			0758	001
0138	HOPS	FH			0138	001
0090	HORSERADISH	FH PR RS SD			0090	001
0622	HUCKLEBERRIES	FH PR			0622	001
0440	INDIGO	FH			0440	001
1217	INDUSTRIAL RICE	BLANK			1217	001
9030	ISRAEL MELONS	FH			9030	001
7037	JACK FRUIT	FH PR			7037	001
0522	JERUSALEM ARTICHOKES	FH			0522	001
0490	JOJOBA	BLANK			0490	001
*--2018	JUJUBE	FH PR			2018	001--*
0019	KAMUT	GR			0019	001
0489	KENAF	BLANK FH			0489	001
0463	KIWIFRUIT	FH PR			0463	001
2002	KOCHIA (PROSTRATA)	FG SD			2002	001
		GZ			2002	002



\*--2012 Crop Groups (Continued)

Code	Crop	Eligible Intended Use	Type Abbr	Type Name	Pay Crop	Pay Type
0374	KOHLRABI	FH GZ SD			0374	001
9993	KOREAN GOLDEN MELON	FH			9993	001
0473	KUMQUATS	FH PR			0473	001
0377	LEEKs	FH SD			0377	001
0035	LEMONS	FH PR			0035	001
0401	LENTILS	DE FG GZ			0401	001
0273	LESPEDEZA	FG SD GZ			0102	001 002
0140	LETTUCE	FH SD	BIB BOS BTR CRS LEF RMW	BIBB BOSTON BUTTERHEAD CRISPHEAD LEAF ROMAINE	0140 0140 0140 0140 0140 0140	002 002 001 001 002 002
0036	LIMES	FH PR	KEY MEX TAH	KEY MEXICAN TAHITI LIMES	0036 0036 0036	001 001 001
8004	LONGAN	FH PR			8004	001
8005	LYCHEE (LITCHI)	FH			8005	001
0469	MACADAMIA NUTS	BLANK			0469	001
0464	MANGOS	FH PR			0464	001

--\*

2012 Crop Groups (Continued)

Code	Crop	Eligible Intended Use	Type Abbr	Type Name	Pay Crop	Pay Type
7208	MANGOSTEEN	FH PR			7208	001
0100	MAPLE SAP	PR			0100	001
9904	MAYHAW BERRIES	FH PR			9904	001
0793	MEADOWFOAM	SD			0793	001
8139	MELONGENE	FH SD			8139	001
1294	MESPLE	FH PR			1294	001
0080	MILLET	FG GR GZ SD	COM	COMMON	0080	001
			DOP	DOVE PROSO	0080	001
			*--PRL	PEARL	0080	001--*
0296	MIXED FORAGE	FG SD	AGM	ALFALFA GRASS MIXTURE	0296	001
			ASG	ALFALFA SMALL GRAIN INTERSEEDED	0296	001
			GMA	GRASS MIX-BELOW 25% ALFALFA	0296	001
			SSG	GRASS/SMALL GRAIN INTERSEEDING	0102	001
			OTP	HAY OATS AND PEAS	0102	001
			LCG	LEGUME/COARSE GRAIN	0102	001
			LGM	LEGUME/GRASS MIXTURE	0102	001
			LSG	LEGUME/SMALL GRAIN	0102	001
			LGG	LEGUME/SMALL GRAIN/GRASS	0102	001
			NSG	NATIVE GRASS INTERSEEDED	0102	001
			ICG	2 OR MORE INTERSEEDED COARSE GRAINS	0102	001
			IGS	2 OR MORE INTERSEEDED GRASS MIX	0102	001
			MSG	2 OR MORE INTERSEEDED SMALL GRAINS	0102	001
			LEG	2 OR MORE LEGUMES INTERSEEDED	0102	001

2012 Crop Groups (Continued)

Code	Crop	Eligible Intended Use	Type Abbr	Type Name	Pay Crop	Pay Type
0296	MIXED FORAGE	GZ	AGM	ALFALFA GRASS MIXTURE	0102	002
			ASG	ALFALFA SMALL GRAIN INTERSEEDED	0102	002
			GMA	GRASS MIX-BELOW 25% ALFALFA	0102	002
			SSG	GRASS/SMALL GRAIN INTERSEEDING	0102	002
			OTP	HAY OATS AND PEAS	0102	002
			LCG	LEGUME/COARSE GRAIN	0102	002
			LGM	LEGUME/GRASS MIXTURE	0102	002
			LSG	LEGUME/SMALL GRAIN	0102	002
			LGG	LEGUME/SMALL GRAIN/GRASS	0102	002
			NSG	NATIVE GRASS INTERSEEDED	0102	002
			ICG	2 OR MORE INTERSEEDED COARSE GRAINS	0102	002
			IGS	2 OR MORE INTERSEEDED GRASS MIX	0102	002
			MSG	2 OR MORE INTERSEEDED SMALL GRAINS	0102	002
			LEG	2 OR MORE LEGUMES INTERSEEDED	0102	002
3001	MOLLUSK	FH PR	ABA	ABALONE	3001	001
			BAY	BAY SCALLOPS	3001	001
			GRO	GROWOUT CLAMS	3001	001
			MUS	MUSSELS	3001	001
			NUR	NURSERY CLAMS	3001	001
			OYS	OYSTERS	3001	002
			RAC	RACEWAY CLAMS	3001	001
0370	MULBERRIES	FH JU			0370	001
0403	MUSHROOMS	FH PR	COM	COMMON	0403	001
			SHI	SHITAKE	0403	001
0130	MUSTARD	SD	BWN	BROWN	0130	001
			ORN	ORIENTAL	0130	001
			YEL	YELLOW	0130	001
0250	NECTARINES	FH	NEE	EARLY SEASON	0250	001
			NEL	LATE SEASON	0250	001
			NEM	MID SEASON	0250	001
		FH PR		0250	001	
*--0421	NONI	FH PR JU			0421	001--*
1010	NURSERY	BLANK	CON	CONTAINER	1010	001
			FLD	FIELD	1010	001
			EDC	EDIBLE CONTAINER	1010	002
			EDF	EDIBLE FIELD	1010	002

\*--2012 Crop Groups (Continued)

Code	Crop	Eligible Intended Use	Type Abbr	Type Name	Pay Crop	Pay Type
0016	OATS	FG GZ	HUL	HULLESS	0016	002
			SPR	SPRING	0016	002
			WTR	WINTER	0016	002
		GR	HUL	HULLESS	0016	001
			SPR	SPRING	0016	001
			WTR	WINTER	0016	001
		SD	SPR	SPRING	0016	001
			WTR	WINTER	0016	001
		0286	OKRA	FH PR SD		
0501	OLIVES	OL PR			0501	001
0142	ONIONS	SD	HYB	HYBRID	0142	005
			OPN	OPEN POLLINATED	0142	006
		FH GZ PR SE	BEL	BUNCHING	0142	001
			FWY	FALL PLANTED WHITE & YELLOW	0142	001
			GRN	GREEN	0142	002
			LWP	LITTLE WHITE PEARL	0142	003
			RED	REDS	0142	001
			STR	STORAGE	0142	004
			SWE	SWEET EARLY	0142	001
			SWL	SWEET LATE	0142	001
			TLW	TOKYO LONG WHITE BUNCH	0142	002
			WHT	WHITES	0142	001
			YHY	YELLOW HYBRID	0142	001
			0023	ORANGES	FH JU PR	BLT
CAL	CALAMONDIN	0023				001
ERL	EARLY	0023				001
ETM	EARLY/MIDSEASON	0023				001
LAT	LATE	0023				001
MND	MANDARINS	0023				002
NAV	NAVEL	0023				002
SWT	SWEET	0023				001
TMP	TEMPLE	0023				001
VLN	VALENCIA	0023				003

--\*

2012 Crop Groups (Continued)

Code	Crop	Eligible Intended Use	Type Abbr	Type Name	Pay Crop	Pay Type	
0181	PAPAYA	FH JU	RED	RED (MEXICAN)	0181	001	
			YEL	YELLOW	0181	002	
0338	PARSNIP	FH SD	HYB	HYBRID	0338	001	
			OPN	OPEN POLLINATED	0338	002	
0502	PASSION FRUITS	FH			0502	001	
0034	PEACHES	*--FH	FSE	FREESTONE EARLY SEASON	0034	001	
			FSL	FREESTONE LATE SEASON	0034	001	
			FSM	FREESTONE MID SEASON	0034	001--*	
		FH PR RS	CLI	CLING PEACHES	0034	003	
			FRE	FREESTONE PEACHES	0034	002	
			SCE	SF CLING EARLIES	0034	001	
			SCL	SF CLING LATE	0034	001	
			SCP	SF CLING EXT EARLY	0034	001	
			SCX	SF CLING EXT LATE	0034	001	
0075	PEANUTS	GP HP NP	RUN	RUNNER	0075	001	
			SPE	SOUTHEAST SPANISH	0075	001	
			SPW	SOUTHWEST SPANISH	0075	001	
			VAL	VALENCIA	0075	001	
			VIR	VIRGINIA	0075	001	
0144	PEARS	FH PR RS	ANJ	ANJOU	0144	001	
			ASN	ASIAN	0144	001	
			BLT	BARTLETT	0144	001	
			BOS	BOSC	0144	001	
			CMC	COMICE	0144	001	
			COM	COMMON	0144	001	
			SPC	SPECIALTY	0144	002	
0067	PEAS	FG GZ SD	CHK	CHICKLING (VETCH)	0067	001	
			DE FG GZ SD	AUS	AUSTRIAN	0067	001
				GRN	GREEN	0067	001
				WSD	WRINKLED SEED	0067	001
				YEL	YELLOW VARIETY	0067	001
		DE FG SD	UMA	UMATILLA	0067	001	

2012 Crop Groups (Continued)

Code	Crop	Eligible Intended Use	Type Abbr	Type Name	Pay Crop	Pay Type
0067	PEAS	DE FG FH PR SD	BLE	BLACK EYE	0067	002
			BUT	BUTTER	0067	005
			CAL	CALEY	0067	001
			CHI	CHINA	0067	001
			COW	COW	0067	001
			CRM	CREAM	0067	001
			CRO	CROWDER	0067	001
			ENG	ENGLISH/GARDEN	0067	001
			FLT	FLAT	0067	001
			MIN	MINI	0067	001
			PIG	PIGEON	0067	004
			PHL	PURPLE HULL	0067	003
			RON	RONDO	0067	001
			SNA	SNAP	0067	003
		SNO	SNOW	0067	006	
		SOA	SOUTHERN ACRE	0067	001	
		DE FG FH GZ PR SD	SPK	SPECKLED/COLORED	0067	001
		DE FG FH LT PR SD	SUG	SUGAR	0067	004
0146	PECANS	BLANK	IMP	IMPROVED	0146	002
			NAT	NATIVE	0146	001
0083	PEPPERS	FH PR SD SE	ANA	ANAHEIM	0083	002
			BAN	BANANA	0083	002
			CAY	CAYENNE	0083	004
			*--CHL	CHILACA	0083	001--*
			CUB	CUBANELLS	0083	006
			FIN	FINGERHOTS	0083	001
			*--FRS	FRESNO	0083	001--*
			GOU	GOURMET MINI	0083	001
			GRC	GREEN CHILI	0083	006
			GRN	GREEN BELL	0083	005
			HAB	HABANERO	0083	006

2012 Crop Groups (Continued)

Code	Crop	Eligible Intended Use	Type Abbr	Type Name	Pay Crop	Pay Type
0083	PEPPERS	FH PR SD SE	HTC	HOT CHERRY	0083	003
			HHW	HUNARIAN HOT WAX	0083	001
			ITA	ITALIAN	0083	001
			JAL	JALAPENO	0083	005
			LNG	LONG JOHNS	0083	001
			MIN	MINI	0083	001
			ORD	ORIENTAL RED	0083	001
			ORS	ORIENTAL SWEET	0083	004
			PAP	PAPRIKA	0083	001
			PEP	PEPINO	0083	005
			PIM	PIMENTO	0083	001
			POB	POBLANO	0083	001
			RED	RED CHILI	0083	007
			*--SCB	SCOTCH BONNET	0083	001--*
			SER	SERANO	0083	001
SPT	SPORT	0083	001			
SWC	SWEET CHERRY	0083	005			
TOB	TOBASCO	0083	004			
<hr/>						
9033	PERENNIAL PEANUTS	FG			9033	001
		GZ			9033	002
<hr/>						
0465	PERSIMMONS	FH PR			0465	001
<hr/>						
0185	PINEAPPLE	FH PR	ABA	ABACAXI/SUGAR LOAF	0185	001
			QUN	QUEEN	0185	001
			RED	RED SPANISH	0185	001
			SMO	SMOOTH	0185	001
<hr/>						
0470	PISTACHIOS	BLANK			0470	001
<hr/>						
0186	PLANTAIN	FH	COM	COMMON	0186	001
			MAR	MARICONGO	0186	001
			SHT	SHORT	0186	001
			SUP	SUPER	0186	001

\*--2012 Crop Groups (Continued)

Code	Crop	Eligible Intended Use	Type Abbr	Type Name	Pay Crop	Pay Type
0466	PLUMCOTS	FH RS			0466	001
0254	PLUMS	FH PR RS	ERL	EARLY	0254	001
			LAT	LATE	0254	001
			MID	MIDSEASON	0254	001
0135	POHOLE	FH			0135	001
0467	POMEGRANATES	FH JU PR			0467	001
0084	POTATOES	FH PR SD	FIN	FINGERLING	0084	001
			IRS	IRISH	0084	002
			RED	REDS	0084	001
			RUS	RUSSETS	0084	001
			SPC	SPECIALTY	0084	001
			WHT	WHITES	0084	001
			YEL	YELLOW	0084	001
0086	PRUNES	FH PR RS			0086	001
0906	PUMMELO	FH PR			0906	001
0147	PUMPKINS	FH PR SD	CHI	CHINESE	0147	001
			CUS	CUSHAW	0147	004
			GHO	GHOST	0147	001
			HOD	HOWDEN	0147	002
			JAC	JACK-O-LANTERN	0147	001
			KOB	KOBACHA/CALABAZA	0147	001
			MAM	MAMMOTH	0147	001
			MIN	MINI	0147	003
			SUG	SUGAR	0147	005
0468	QUINCES	FH PR			0468	001

--\*



\*--2012 Crop Groups (Continued)

Code	Crop	Eligible Intended Use	Type Abbr	Type Name	Pay Crop	Pay Type
0716	QUINOA	FH GR			0716	001
0148	RADISHES	FH SD	CHI	CHINESE	0148	002
			DAI	DAIKON	0148	003
			HYB	HYBRID	0148	002
			KOR	KOREAN	0148	001
			OPN	OPEN POLLINATED	0148	003
0037	RAISINS	BLANK			0037	001
7164	RAMBUTAN	FH PR RS SD			7164	001
0129	RAPESEED	SD			0129	001
0335	RHUBARB	FH PR RS			0335	001
0018	RICE	BLANK	LGR	LONG GRAIN	0018	001
			MGR	MEDIUM GRAIN	0018	001
			SGR	SHORT GRAIN	0018	001
0904	RICE, SWEET	BLANK			0904	001
0641	RICE, WILD	BLANK			0641	001
0339	RUTABAGA	FH PR SD			0339	001
0094	RYE	GR SD			0094	001
		FG GZ			0094	002
0079	SAFFLOWER	FG SD			0079	001
8008	SAPODILLA	FH			8008	001

--\*

\*--2012 Crop Groups (Continued)

Code	Crop	Eligible Intended Use	Type Abbr	Type Name	Pay Crop	Pay Type
0998	SAPOTE	FH PR	BLA	BLACK	0998	002
			MAM	MAMEY	0998	001
			WHI	WHITE	0998	002
8109	SCALLIONS	FH PR SD			8109	001
0396	SESAME	SD			0396	001
0533	SHALLOTS	FH SD			0533	001
0050	SORGHUM FORAGE	FG GZ ML PR SD SG	ALU	ALUM	0050	001
			CAN	CANE	0050	001
			SWT	SWEET	0050	001
		FG GZ SD	SUD	SUDEX	0050	001
0051	SORGHUM	FG GR GZ SD SG	GRS	GRAIN	0051	002
			HIG	HYBRID	0051	002
0052	SORGHUM DUAL PURPOSE	GR			0051	002
		FG GZ SG			0050	001
0081	SOYBEANS	FG FH GR GZ SD	COM	COMMON	0081	001
			EDA	EDAMAME	0081	002
			LER	LERADO	0081	001
0131	SPELTZ	FG GR GZ			0131	001
0760	SPRITE MELON	FH SD			0760	001

--\*

2012 Crop Groups (Continued)

Code	Crop	Eligible Intended Use	Type Abbr	Type Name	Pay Crop	Pay Type
0155	SQUASH	FH PR SD	ACN	ACORN	0155	001
			BAN	BANANA	0155	001
			BIT	BITTERMELON	0155	004
			BTR	BUTTERCUP	0155	001
			BTT	BUTTERNUT	0155	001
			CHY	CHAYOTE	0155	004
			CRK	CROOKNECK	0155	001
			DNG	DUNGUA	0155	001
			MOQ	MOQUA	0155	003
			OPO	OPO	0155	005
			SNG	SINGUA	0155	003
			SPG	SPAGHETTI	0155	001
			SUM	SUMMER	0155	002
			SUN	SUNBURST	0155	001
			WTR	WINTER	0155	001
ZUC	ZUCCHINI	0155	002			
0154	STRAWBERRIES	FH PR RS SE			0154	001
0039	SUGAR BEETS	PR SD			0039	001
0038	SUGARCANE	FH PR			0038	001
0078	SUNFLOWERS	FG GR SD	NON	CONFECTIONARY	0078	001
			OIL	OIL	0078	002
0156	SWEET POTATOES	FH PR SD SE	BEA	BEAUREGARD	0156	001
			COV	COVINGTON	0156	001
			DIA	DIANNE	0156	001
			*--EVA	EVANGELINE	0156	001--*
			GAR	GARNET	0156	001
			GEO	GEORGIA RED	0156	001
			GSW	GOLDEN SWEET	0156	001
			HAN	HANNAH	0156	001
			HAT	HATTERAS	0156	001
			HER	HERNANDEZ	0156	001
			JPN	JAPANESE	0156	001
			JER	JERSEY	0156	001
			JWL	JEWEL	0156	001
			MAM	MAMEYA	0156	001
			ORI	ORIENTAL	0156	001
			RGL	RED GLOW	0156	001
			SBE	SWEET BONIATO	0156	001
SHA	SWEET HAYMAN	0156	001			
WHT	WHITE	0156	001			

\*--2012 Crop Groups (Continued)

Code	Crop	Eligible Intended Use	Type Abbr	Type Name	Pay Crop	Pay Type
0024	TANGELOS	FH JU	MIN	MINNEOLA	0024	001
			ORL	ORLANDO	0024	001
0048	TANGERINES	FH JU RS	MUR	MURCOTTS	0048	001
0187	TANNIER	FH	PUR	PURPLE	0187	001
			RAS	RASCANA	0187	001
			WHT	WHITE	0187	001
			YEL	YELLOW	0187	001
0535	TARO	FH	CHI	CHINESE	0535	001
			GIA	GIANT	0535	001
			POI	POI	0535	001
			XAN	XANTHOSOMA	0535	001
0179	TEA	PR			0179	001
1223	TEFF	GR			1223	001
		FG			0102	001
		GZ			0102	002
7158	TOMATILLOS	FH PR			7158	001
0087	TOMATOES	FH PR RS SD	CHR	CHERRY	0087	004
			GRN	GREEN	0087	002
			GRP	GRAPE	0087	005
			HYB	HYBRID	0087	002
			JPN	JAPANESE	0087	001
			PLM	PLUM	0087	003
YEL	YELLOW	0087	001			

--\*

\*--2012 Crop Groups (Continued)

Code	Crop	Eligible Intended Use	Type Abbr	Type Name	Pay Crop	Pay Type
0158	TRITICALE	GR SD			0158	001
		FG GZ			0158	002
0160	TURNIPS	FH GZ PR SD	HYB	HYBRID	0160	001
			OPN	OPEN POLLINATED	0160	001
1295	VANILLA	BLANK			1295	001
0435	VETCH	FG SD	CIC	CICER MILKVETCH	0102	001
			COM	COMMON	0102	001
			CRW	CROWN	0102	001
			HRY	HAIRY	0102	001
		GZ	CIC	CICER MILKVETCH	0102	002
			COM	COMMON	0102	002
			CRW	CROWN	0102	002
			HRY	HAIRY	0102	002
0029	WALNUTS	BLANK	BLK	BLACK	0029	001
			ENG	ENGLISH	0029	002
0613	WATER CRESS	FH PR			0613	001
0757	WATERMELON	FH SD	COM	COMMON	0757	001
			CRM	CRIMSON SWEET	0757	001
			JUB	JUBILEE	0757	001
			PER	PERSONAL/MINI	0757	001
			SUG	ICE BOX/SUGAR BABIES	0757	001
			SED	SEEDLESS	0757	002
			STR	STRIPED	0757	001
7302	WAX JAMBOO FRUIT	FH			7302	001

--\*

\*--2012 Crop Groups (Continued)

Code	Crop	Eligible Intended Use	Type Abbr	Type Name	Pay Crop	Pay Type
0011	WHEAT	GR SD	HAD	HARD AMBER DURUM	0011	001
			HRS	HARD RED SPRING	0011	001
			HRW	HARD RED WINTER	0011	001
			HWR	HARD WHITE WINTER	0011	001
			HWS	HARD WHITE SPRING	0011	001
			SRW	SOFT RED WINTER	0011	001
			SWS	SOFT WHITE SPRING	0011	001
			SWW	SOFT WHITE WINTER	0011	001
		FG GZ	HAD	HARD AMBER DURUM	0011	002
			HRS	HARD RED SPRING	0011	002
			HRW	HARD RED WINTER	0011	002
			HWR	HARD WHITE WINTER	0011	002
			HWS	HARD WHITE SPRING	0011	002
			SRW	SOFT RED WINTER	0011	002
			SWS	SOFT WHITE SPRING	0011	002
			SWW	SOFT WHITE WINTER	0011	002
0188	YAM	FH PR	DMD	DIAMOND	0188	001
			HAB	HABANERO	0188	001
			PUR	PURPLE	0188	001
			SWT	SWEET	0188	001
0695	YU CHA	FG PR RS SD			0695	001

--\*

**\*--2013 Crop Groups**

This table lists the 2013 crop codes, names, type abbreviations, eligible intended uses, pay crop codes, and pay type codes for completing CCC-471.

<b>Code</b>	<b>Crop</b>	<b>Eligible Intended Use</b>	<b>Type Abbr</b>	<b>Type Name</b>	<b>Pay Crop</b>	<b>Pay Type</b>
0027	ALFALFA	FG SD			0027	001
		GZ			0102	002
3003	ALGAE	FH PR	OGO	OGO (RED)	3003	001
0028	ALMONDS	BLANK			0028	001
9032	ALOE VERA	BLANK SD			9032	001
0516	AMARANTH GRAIN	GR			0516	001
0054	APPLES	FH JU PR RS	COM	COMMON	0054	001
			SPC	SPECIALTY	0054	001
0326	APRICOTS	FH PR RS			0326	001
0458	ARTICHOKES	FH PR SD			0458	001
0104	ASPARAGUS	FH PR RS SD			0104	001
0997	ATEMOYA	FH PR			0997	001
0106	AVOCADOS	FH PR			0106	001
0111	BAMBOO SHOOTS	FH PR			0111	001

--\*

\*--2013 Crop Groups (Continued)

Code	Crop	Eligible Intended Use	Type Abbr	Type Name	Pay Crop	Pay Type
0173	BANANAS	FH PR	BAB	BABY	0173	001
			BFB	BLUEFIELD	0173	001
			BRZ	BRAZILIAN	0173	001
			CVB	CAVENDISH	0173	001
			JON	JOHNSON	0173	001
			THA	THAI	0173	001
0091	BARLEY	FG GZ	HUL	HULLESS	0091	002
			SPR	SPRING	0091	002
			WXY	WAXY	0091	002
			WTR	WINTER	0091	002
		GR SD	HUL	HULLESS	0091	001
			SPR	SPRING	0091	001
			WXY	WAXY	0091	001
			WTR	WINTER	0091	001
0047	BEANS	DE SD	ADZ	ADZUKI	0047	001
			CAS	CASTOR	0047	001
			LUP	LUPINE	0047	001
		DE FG SD	MUN	MUNG	0047	001
		DE FG FH PR SD	ANA	ANASAZI	0047	002
			BBL	BABY LIMA	0047	001
			BTU	BLACK TURTLE	0047	001
			BUT	BUTTER	0047	002
			CHI	CHINESE STRING	0047	003
			CRA	CRANBERRY	0047	001
			DRK	DARK RED KIDNEY	0047	001
			FAV	FAVA	0047	002
			FSW	FLAT SMALL WHITE	0047	001
			GAD	GARBANZO, SMALL DESI	0047	001
			GAR	GARBANZO, LARGE KABULI	0047	001
			GAS	GARBANZO, SMALL KABULI	0047	001
			GBF	GREEN BABY FRENCH	0047	001
			GRN	GREEN	0047	001
			GTN	GREAT NORTHERN	0047	001
			JAC	JACOBS CATTLE	0047	003
KEB	KENTUCKY BLUE		0047	001		
KIN	KINTOKI	0047	001			

--\*



\*--2013 Crop Groups (Continued)

Code	Crop	Eligible Intended Use	Type Abbr	Type Name	Pay Crop	Pay Type
0047	BEANS	DE FG FH PR SD	LGL	LARGE LIMA	0047	002
			LON	LONG	0047	002
			LRK	LIGHT RED KIDNEY	0047	001
			MRW	MARROW	0047	001
			MYO	MYOTHE	0047	001
			OCT	OCTOBER	0047	003
			PAP	PAPDAI VALOR	0047	004
			PEA	PEA/NAVY	0047	001
			PLC	POLE COLOMBUS	0047	001
			PLE	POLE	0047	002
			PNK	PINK	0047	001
			PNT	PINTO	0047	001
			ROM	ROMA	0047	003
			SHL	SHELLI	0047	001
			SMR	SMALL RED	0047	001
			SMW	SMALL WHITE	0047	001
			SOL	SOLDIER	0047	003
			SUL	SULFUR	0047	001
			TEB	TEBO	0047	001
			TIG	TIGER EYE KIDNEY	0047	001
			VEL	VELVET	0047	001
			WAX	SNAP WAX	0047	001
			WHR	WHITE HALF RUNNER	0047	002
			WHT	WHITE ADZUKI	0047	001
WIN	WING	0047	004			
WKD	WHITE KIDNEY	0047	001			
YEY	YELLOW EYE	0047	003			
YRD	YARDLONG	0047	001			

--\*

\*--2013 Crop Groups (Continued)

Code	Crop	Eligible Intended Use	Type Abbr	Type Name	Pay Crop	Pay Type
0642	BEETS	FH PR SD SE	HYB	HYBRID	0642	001
			OPN	OPEN POLLINATED	0642	001
0355	BIRDSFOOT/ TREFOIL	FG SD GZ			0102	001
					0102	002
0108	BLUEBERRIES	FH PR	HBS	HIGHBUSH	0108	001
			LWB	LOW BUSH	0108	001
			RAB	RABBITEYE	0108	001
1290	BREADFRUIT	FH			1290	001
0905	BROCCOFLOWER	FH PR SD			0905	001
0110	BROCCOLI	FH PR SD SE			0110	001
0112	BRUSSEL SPROUTS	FH PR SD			0112	001
0114	BUCKWHEAT	GR SD			0114	001
0116	CABBAGE	FH PR SD SE	CHO	CHOY	0116	001
			HYB	HYBRID	0116	001
			NAP	NAPA	0116	001
			OPN	OPEN POLLINATED	0116	002
			RED	RED	0116	001
			SAV	SAVOY	0116	001
1166	CAIMITO	FH PR			1166	001
9999	CALABAZA MELON	FH			9999	001
9056	CALALOO	FH			9056	001
0033	CAMELINA	PR SD			0033	001

--\*

2013 Crop Groups (Continued)

Code	Crop	Eligible Intended Use	Type Abbr	Type Name	Pay Crop	Pay Type
9998	CANARY MELON	FH SD			9998	001
6000	CANE BERRIES	FH PR	APC	APACHE	6000	001
			ARA	ARAPAHO	6000	001
			BLK	BLACK RASPBERRIES	6000	003
			BOY	BOYSEN BERRIES	6000	001
			CAS	CASCADE BERRIES	6000	001
			CHI	CHICKASAW	6000	001
			CHT	CHESTER BLACKBERRIES	6000	002
			EVG	EVERGREEN BLACKBERRIES	6000	002
			KIO	KIOWA/OUACHITA	6000	001
			KOT	KOTATA BLACKBERRIES	6000	001
			LOG	LOGAN BERRIES	6000	001
			MAR	MARION BERRIES	6000	001
			NAT	NATCHEZ	6000	001
			NAV	NAVAHO	6000	001
			OLA	OLALLIE BERRIES	6000	001
			*--PAK	PRIME ARK 45	6000	001
			PJA	PRIME-JAN	6000	001
			PJI	PRIME-JIM	6000	001--*
			RED	RED RASPBERRIES	6000	003
			TAY	TAY BERRIES	6000	001
			TRI	TRIPLE CROWN BLACKBERRIES	6000	001
0711	CANOLA	FG SD	FAL	FALL SEEDED	0711	001
			SPR	SPRING	0711	001
0759	CANTALOUPE	FH SD			0759	001
0999	CARAMBOLA (STARFRUIT)	FH			0999	001
0120	CARROTS	FH PR	HYB	HYBRID	0120	001
			MNE	MINI	0120	001
			OPN	OPEN POLLINATED	0120	001
		SD	HYB	HYBRID	0120	003
			OPN	OPEN POLLINATED	0120	002
9997	CASABA MELON	FH			9997	001
1291	CASHEW	BLANK			1291	001
0174	CASSAVA	FH	BGE	BEIGE	0174	001
			WHT	WHITE	0174	001

\*--2013 Crop Groups (Continued)

Code	Crop	Eligible Intended Use	Type Abbr	Type Name	Pay Crop	Pay Type
0124	CAULIFLOWER	FH PR SD			0124	001
0509	CELERIAC	FH PR SD			0509	001
0126	CELERY	FH PR SD			0126	001
8045	CHERIMOYA	FH			8045	001
0128	CHERRIES	FH PR	SWT	SWEET	0128	002
			TRT	TART	0128	001
0375	CHESTNUTS	BLANK FH			0375	001
0840	CHIA	FH PR RS			0840	001
0511	CHICORY/RADICCHIO	FH RS	COM	COMMON	0511	001
			WIT	WITLOOF	0511	001
9996	CHINESE BITTER MELON	FH			9996	001
7321	CHRISTMAS TREES	FH	AFG	AFGHAN PINE	7321	001
			ARI	ARIZONA CYPRESS	7321	001
			AUS	AUSTRIAN PINE	7321	001
			BAL	BALSAM FIR	7321	001
			BLU	BLUE SPRUCE	7321	001
			CAN	CANAAN FIR	7321	001
			CAR	CAROLINA SAPPHIRE	7321	001
			COL	COLORADO BLUE SPRUCE	7321	001
			CON	CONCOLOR FIR	7321	001
			DOU	DOUGLAS	7321	001
			ENG	ENGLEMAN SPRUCE	7321	001
			FRA	FRASIER FIR	7321	001
			KOR	KOREAN FIR	7321	001
			LEY	LEYLAND	7321	001
			MEY	MEYER SPRUCE	7321	001
			NOB	NOBLE FIR	7321	001
			NOR	NORWAY SPRUCE	7321	001
			NRD	NORDMAN FIR	7321	001
			RED	RED CEDAR	7321	001
			SCO	SCOTCH PINE	7321	001
VAP	VIRGINIA PINE	7321	001			
WHT	WHITE SPRUCE	7321	001			
WPN	WHITE PINE NORWAY	7321	001			

--\*

\*--2013 Crop Groups (Continued)

Code	Crop	Eligible Intended Use	Type Abbr	Type Name	Pay Crop	Pay Type
1298	CINNAMON	BLANK			1298	001
9995	CITRON MELON	FH			9995	001
0265	CLOVER	FG SD	ALS	ALSIKE	0102	001
			ALC	ALYCE	0102	001
			AHD	ARROWHEAD	0102	001
			BAL	BALL	0102	001
			BER	BERSEEM	0102	001
			CRM	CRIMSON	0102	001
			KUR	KURA	0102	001
			MAM	MAMMOTH	0102	001
			PPR	PURPLE PRAIRIE	0102	001
			RED	RED	0102	001
			SUB	SUB	0102	001
			WHT	WHITE	0102	001
			YEL	YELLOW	0102	001
		GZ	ALS	ALSIKE	0102	002
			ALC	ALYCE	0102	002
			AHD	ARROWHEAD	0102	002
			BAL	BALL	0102	002
			BER	BERSEEM	0102	002
			CRM	CRIMSON	0102	002
			KUR	KURA	0102	002
			MAM	MAMMOTH	0102	002
			PPR	PURPLE PRAIRIE	0102	002
			RED	RED	0102	002
SUB	SUB	0102	002			
WHT	WHITE	0102	002			
YEL	YELLOW	0102	002			

--\*

\*--2013 Crop Groups (Continued)

Code	Crop	Eligible Intended Use	Type Abbr	Type Name	Pay Crop	Pay Type
0175	COCONUTS	FH			0175	001
0176	COFFEE	PR	ARA	ARABICA	0176	001
			LIB	LIBERICA	0176	001
			ROB	ROBUSTA	0176	001
0041	CORN	FG GR SD	AMY	AMYLOSE	0041	001
		FG GR GZ	RED	RED	0041	001
		FG GR GZ SD	WHE	WHITE	0041	001
			YEL	YELLOW	0041	001
		FG FH GR GZ	BLU	BLUE	0041	001
		PR SD	POP	POPCORN	0041	003
			SWT	SWEET	0041	002
			TRO	TROPICAL	0041	001
0022	COTTON, ELS	BLANK			0022	001
0021	COTTON, UPLAND	BLANK			0021	001
0714	CRAMBE	SD			0714	001
0058	CRANBERRIES	FH PR			0058	001
9994	CRENSHAW MELON	FH SD			9994	001

--\*

\*--2013 Crop Groups (Continued)

Code	Crop	Eligible Intended Use	Type Abbr	Type Name	Pay Crop	Pay Type
3002	CRUSTACEAN	FH PR	CRA	CRAYFISH	3002	001
			CRB	CRAB	3002	001
			GOB	GOBO SHRIMP	3002	001
			LGE	LARGE SHRIMP	3002	001
			MED	MEDIUM SHRIMP	3002	001
			PRW	PRAWNS	3002	002
			SML	SMALL SHRIMP	3002	001
0132	CUCUMBERS	FH PR SD	COM	COMMON	0132	001
			ENG	ENGLISH	0132	001
			PKL	PICKLING	0132	002
0325	CURRENTS	FH PR			0325	001
0177	DASHEEN	FH	PUR	PURPLE	0177	001
			WHT	WHITE	0177	001
0496	DATES	FH PR			0496	001
0318	EGGPLANT	FH PR SD	CHE	CHERRY	0318	001
			EUR	EUROPEAN	0318	001
			MIN	MINI	0318	002
			ORN	ORIENTAL	0318	001
0032	ELDERBERRIES	FH PR	BSH	BRUSH HILLS	0032	001
			CHE	CHEROKEE	0032	001
			MIL	MILL CREEK	0032	001
0133	EMMER	GR			0133	001
0060	FIGS	FH	ADR	ADRIATIC	0060	001
			BMF	BLACK MISSION	0060	001
			BTK	BROWN TURKEY	0060	001
			CAL	CALIMYRNA	0060	002
			KDT	KADOTA	0060	002

--\*

2013 Crop Groups (Continued)

Code	Crop	Eligible Intended Use	Type Abbr	Type Name	Pay Crop	Pay Type
3000	FINFISH	FH PR	JAK	ALMACO JACK	3000	001
			AWA	AWA	3000	001
			BIG	BIGHEAD CARP	3000	001
			BLK	BLACK TILAPIA	3000	001
			*--BLT	BLUE TILAPIA	3000	001--*
			BLU	BLUEGILL	3000	001
			CHN	CHANNEL CATFISH	3000	001
			CHI	CHINESE CARP	3000	001
			CNS	CHINESE CATFISH	3000	001
			CRP	CRAPPIE	3000	001
			DIP	DIPLOID AMUR	3000	001
			FLN	FLOUNDER	3000	001
			GUP	GUPPY	3000	003
			HAP	HAPLOCHROMINE TROPICAL	3000	001
			KOI	KOI CARP	3000	003
			LAM	LAMPROLOGUINE TROPICAL	3000	001
			LGE	LARGE MOUTH BASS	3000	001
			MBU	MBUNA CHICHLID TROPICAL	3000	001
			PER	PERCH	3000	001
			RDT	RED TILAPIA	3000	001
			RED	REDFISH	3000	001
			SHL	SHELLCRACK	3000	001
			SHU	SHUBUNKIN CARP	3000	002
			SML	SMALL MOUTH BASS	3000	001
			STR	STRIPED BASS	3000	001
			TAN	TANGANYIKA TROPICAL	3000	001
			THD	THREADFIN SHAD	3000	001
			TRI	TRIPLOID AMUR	3000	001
TRO	TROPICAL	3000	001			
TRT	TROUT	3000	001			
*--WPT	WHITE/PEARL TILAPIA	3000	001--*			
0031	FLAX	SD	COM	COMMON	0031	001
			LIN	LINOLA	0031	001
			LWB	LEWIS/WILD BLUE	0031	001



\*--2013 Crop Groups (Continued)

Code	Crop	Eligible Intended Use	Type Abbr	Type Name	Pay Crop	Pay Type
7501	FLOWERS	FH SE	SUN	SUNFLOWERS	7501	001
		FH SD SE	ACH	ACHILLEA	7501	001
			ACR	ACRONLINIUM	7501	001
			AFV	AFRICAN VIOLET	7501	001
			AGA	AGAPANTHUS	7501	001
			AGR	AGERATUM	7501	001
			ALL	ALLIUM	7501	001
			ALS	ALSTROEMERIA	7501	001
			AMR	AMARANTH	7501	001
			AMA	AMARYLLIS	7501	001
			AMM	AMMOBIUM	7501	001
			ANM	ANEMONE	7501	001
			ANT	ANTHURIUM	7501	001
			ANO	ANTHURIUM OBAKE	7501	001
			ANP	ANTHURIUM PASTEL	7501	001
			ANR	ANTHURIUM RED	7501	001
			ART	ARTEMESIA	7501	001
			AST	ASTER	7501	001
			BAB	BABY'S BREATH	7501	001
			BAN	BANANA BLOOM	7501	001
			BAS	BANKSIA	7501	001
			BLD	BELLADONNA	7501	001
			BEL	BELLS OF IRELAND	7501	001
			BIR	BIRD OF PARADISE	7501	001
			BLS	BLACK EYED SUSANS	7501	001
			BLT	BLETILLA	7501	001
			BUP	BUPLEURUM	7501	001
			BUS	BUSH CLOVER	7501	001
			BUT	BUTTERFLY MILKWEED	7501	001
			CLL	CALLA LILY	7501	001
			CAL	CALLADIUM	7501	001
			CMM	CAMOMILE	7501	001

--\*

\*--2013 Crop Groups (Continued)

Code	Crop	Eligible Intended Use	Type Abbr	Type Name	Pay Crop	Pay Type
7501	FLOWERS	FH SD SE	CAM	CAMPANELLE	7501	001
			CND	CANDY TUFT	7501	001
			CAN	CANNA LILY	7501	001
			CEL	CELESIA	7501	001
			CEO	CELOSIA PLUME	7501	001
			CNT	CENTAUREA	7501	001
			CBM	CENTAUREA BLACK MAGIC	7501	001
			CEN	CENTRANTHUS	7501	001
			CHR	CHERIMOYA	7501	001
			CHO	CHOCOLATE	7501	001
			CRS	CHRYSANTHEMUM	7501	001
			CHH	CHURCH	7501	001
			CIR	CIRISIUM	7501	001
			CLE	CLEMATIS	7501	001
			COC	COCKSCOMB	7501	001
			COL	COLEUS	7501	001
			CFL	CONEFLOWER	7501	001
			CRN	CORNFLOWER	7501	001
			COS	COSMOS	7501	001
			CRA	CRASPEDIA	7501	001
			CPG	CREEPING PHLOX	7501	001
			DAF	DAFFODIL	7501	001
			DAH	DAHLIA	7501	001
			DGE	DAISY GERBERA	7501	001
			DSG	DAISY GLORIOSA	7501	001
			DSM	DAISY MARGUERITE	7501	001
			DSS	DAISY SHASTA	7501	001
			LLD	DAY LILY	7501	001
			DEL	DELPHINIUM	7501	001
			ECH	ECHEVERIA	7501	001
			EDI	EDIBLE	7501	001
			ELE	ELEPHANT EAR	7501	001
			IVY	ENGLISH IVY FLOWER	7501	001
			EUC	EUCALYPTUS	7501	001
			EUP	EUPHORBIA	7501	001
			EPR	EVENING PRIMROSE	7501	001
			FSF	FALSE SUNFLOWER	7501	001
			FLA	FLAMINGO	7501	001
			FMN	FORGET-ME-NOT	7501	001
			FRE	FRESIA	7501	001
			GAR	GARDENIA	7501	001
			GIL	GILIA	7501	001
			GIN	GINGER	7501	001

--\*

\*--2013 Crop Groups (Continued)

Code	Crop	Eligible Intended Use	Type Abbr	Type Name	Pay Crop	Pay Type
7501	FLOWERS	FH SD SE	GIP	GINGER PINK	7501	001
			GIR	GINGER RED	7501	001
			GPS	GYPSY	7501	001
			GLA	GLADIOLI	7501	001
			GOD	GODETIA	7501	001
			GOM	GOMPHRENA	7501	001
			GRG	GREEN GODDESS	7501	001
			GYP	GYPOCHILLA	7501	001
			HEF	HEATHER FIRECRACKER	7501	001
			HEM	HEATHER MELANTHRIA	7501	001
			HEP	HEATHER PERSOLUTA	7501	001
			HER	HEATHER REGEMINA	7501	001
			HLC	HELICHRYSUM	7501	001
			HLI	HELICONIA	7501	001
			HLP	HELICONIA PSITTACORM	7501	001
			HCC	HOLLYHOCK	7501	001
			HON	HONEYSUCKLE HALL'S	7501	001
			HYD	HYDRANGEA/HORTENSIA	7501	001
			LLN	ILIMA LANTERN	7501	001
			IRD	IRIS DUTCH	7501	001
			IRI	IRIS	7501	001
			KAL	KALANCHOE	7501	001
			KAN	KANGAROO PAW	7501	001
			LAR	LARKSPUR	7501	001
			LAV	LAVENDER	7501	001
			LEU	LEUCONDENDRON	7501	001
			LIA	LIATRIS	7501	001
			LIL	LILAC	7501	001
			LLA	LILY ASIATIC	7501	001
			LLE	LILY EASTER	7501	001
			LLO	LILY ORIENTAL	7501	001
			LIN	LINEUM	7501	001
			LIS	LISIANTHUS	7501	001
			LOB	LOBELIA	7501	001
			LUP	LUPINE	7501	001
			LYC	LYCHNIS SCARLET	7501	001
MAR	MARIGOLD	7501	001			
MIN	MINI JACKS	7501	001			
CNM	MINIATURE CARNATION	7501	001			
CUT	MIXED CUT	7501	001			
MOL	MOLLUCCELLA	7501	001			

--\*

2013 Crop Groups (Continued)

Code	Crop	Eligible Intended Use	Type Abbr	Type Name	Pay Crop	Pay Type
7501	FLOWERS	FH SD SE	MND	MONARDA	7501	001
			MON	MONTBRETIA	7501	001
			MNC	MONTE CASINO	7501	001
			MTM	MOUNTAIN MINT	7501	001
			MYR	MYRTLE	7501	001
			NAR	NARCISSUS	7501	001
			NIG	NIGELA	7501	001
			NSO	NORTHERN SEA OATS	7501	001
			OFG	OLD FIELD GOLDENROD	7501	001
			OCC	ORCHID CATTLEYAS	7501	001
			OCY	ORCHID CYMBIDIUM	7501	001
			OCD	ORCHID DENDROBIUM	7501	001
			ODS	ORCHID DENDROBIUM SPRAY	7501	001
			OCM	ORCHID MOTH	7501	001
			OCP	ORCHID PHALAENOPSIS	7501	001
			ORO	ORNAMENTAL OKRA	7501	001
			ORP	ORNAMENTAL PEPPERS	7501	001
			PAN	PANSY	7501	001
			PEN	PENSTEMAN STRICTIS	7501	001
			PEO	PEONY	7501	001
			PLP	PETALSTEMUM	7501	001
			PET	PETUNIA	7501	001
			*--PLU	PLUMERIA	7501	001
			PRO	PROTEA	7501	001
			PWL	PUSSY WILLOW	7501	001--*
			PYR	PYRETHRUM	7501	001
			QUN	QUEEN ANNE'S LACE	7501	001
			RAB	RANUNCULUS	7501	001
			ROS	ROSE	7501	001
			RHT	ROSE HYBRID TEA	7501	001
			RSM	ROSE MINIATURE	7501	001
			RSS	ROSE SWEETHEART	7501	001
			RUD	RUDBECKIA	7501	001
			SAL	SALVA	7501	001
			SCA	SCABIOSA	7501	001
			SCH	SCHIZOSTILIS	7501	001
			SEA	SEAFOAM	7501	001
			SED	SEDAHLIA	7501	001
			SDM	SEDUM	7501	001
			SNP	SNAPDRAGON	7501	001
SPD	SPIDERWORT	7501	001			
STR	STAR OF BETHLEHEM	7501	001			

\*--2013 Crop Groups (Continued)

Code	Crop	Eligible Intended Use	Type Abbr	Type Name	Pay Crop	Pay Type
7501	FLOWERS	FH SD SE	STD	STATICE DINUATA	7501	001
			STT	STATICE	7501	001
			STG	STATICE GERMAN	7501	001
			STF	STIFF GOLDENROD	7501	001
			STC	STOCK	7501	001
			STW	STRAWFLOWERS	7501	001
			SWM	SWAMP MILKWEED	7501	001
			SWA	SWEET ANNIE	7501	001
			SWP	SWEET PEA	7501	001
			SWW	SWEET WILLIAM	7501	001
			TAN	TANSY	7501	001
			THG	THISTLE GLOBE	7501	001
			TIG	TIGRIDIA	7501	001
			TRA	TRACHELIUM	7501	001
			TRI	TRITOMA	7501	001
			TUB	TUBEROSE	7501	001
			TUL	TULIP	7501	001
			UMB	UMBRELLA PLANT	7501	001
			VRB	VERBENA	7501	001
			VER	VERONICA	7501	001
WAT	WATER HYACINTH	7501	001			
WAX	WAXFLOWER	7501	001			
WLD	WILD GYP	7501	001			
WOD	WOOD LILIES	7501	001			
XER	XERANTHEMUM	7501	001			
YAR	YARROW	7501	001			
ZIN	ZINNIA	7501	001			
0125	FORAGE SOYBEAN/ SORGHUM	FG GZ			0125	001
0953	GAILON	FH PR RS SD			0953	001
0423	GARLIC	FH PR SD	COM	COMMON	0423	001
			ELE	ELEPHANT	0423	002
0178	GINGER	FH PR SD			0178	001
0089	GINSENG	FH SD			0089	001

--\*

2013 Crop Groups (Continued)

Code	Crop	Eligible Intended Use	Type Abbr	Type Name	Pay Crop	Pay Type
0424	GOOSEBERRIES	FH PR			0424	001
0322	GOURDS	FH PR SD	OKR	CHINESE OKRA	0322	001
0030	GRAPEFRUIT	FH JU PR	SRJ	RIO RED/STAR RUBY	0030	001
			RRJ	RUBY RED	0030	002
			SDY	SEEDY	0030	001
			WHT	WHITE	0030	001
0053	GRAPES	FH PR	ADA	ADALMIINA	0053	001
			AGL	AGLIANICA	0053	001
			ALB	ALICANTE-BOUSCHET	0053	002
			ALM	ALMERIA	0053	001
			AUR	AURORA	0053	001
			*--AUK	AUTUMN KING	0053	001--*
			AUT	AUTUMN ROYAL	0053	001
			BAC	BACO NOIR	0053	001
			BAR	BARBERAS	0053	002
			BTY	BEAUTY SEEDLESS	0053	001
			BTA	BETA	0053	001
			BCZ	BLACK CORINTH/ZANTE CURRANT	0053	001
			BLM	BLACK MISSION	0053	001
			BLA	BLACK SEEDLESS	0053	001
			BSL	BLACK SPANISH/LENOIR	0053	001
			BDB	BLANC DUBOIS	0053	001
			BLN	BLANC SEEDLESS	0053	001
			BLU	BLUEBELL	0053	001
			BRI	BRIANNA	0053	001
			BUF	BUFFALO/RUBIANA	0053	001
			BUR	BURGER	0053	002
			CAB	CABERNET	0053	002
			CBF	CABERNET FRANC	0053	002
			CPF	CABERNET PFEFFER	0053	001
			CBS	CABERNET SAUVIGNON	0053	002
			CAL	CALMERIA	0053	002
			CAM	CAMBELL	0053	001
			CAD	CANADICE	0053	001
			CDR	CARDINAL	0053	001
			CAR	CARIGNANE	0053	002
			CRM	CARMENET	0053	001
			CMN	CARMINE	0053	001
CAN	CARNELIAN	0053	002			
CAC	CASCADE	0053	001			
CAS	CASTEL	0053	001			
CAT	CATAWBA	0053	001			

\*--2013 Crop Groups (Continued)

Code	Crop	Eligible Intended Use	Type Abbr	Type Name	Pay Crop	Pay Type
0053	GRAPES	FH PR	CAY	CAYUGA	0053	002
			CMB	CHAMBOURCIN	0053	002
			CHN	CHANCELLOR	0053	002
			CHD	CHARDONEL	0053	001
			CHA	CHARDONNAY	0053	002
			CHE	CHELOIS	0053	001
			CHB	CHENIN BLANC	0053	002
			CHR	CHRISTMAS ROSE	0053	001
			CIN	CINSAUT	0053	001
			CLI	CLINTON	0053	001
			COB	COLOBEL	0053	001
			COL	COLUMBARD FRENCH	0053	002
			CON	CONCORD	0053	001
			CRN	COROT NOIR	0053	001
			COS	COUNOISE	0053	001
			COU	COURDURIC	0053	001
			CRI	CRIMSON	0053	001
			CSL	CRIMSON SEEDLESS	0053	001
			CYN	CYNTHIA	0053	001
			CYT	CYNTHIANA	0053	001
			DEC	DECHAUNAC	0053	001
			DEL	DELAWARE	0053	001
			DIA	DIAMOND	0053	001
			DOL	DOLCETTO	0053	001
			DRN	DORNFELDER	0053	001
			DUT	DUTCHESS	0053	001
			EDE	EDELWIESS	0053	001
			EIN	EINSETT	0053	001
			ELV	ELVIRA	0053	001
			EMR	EMERALD RIESLING	0053	001
			EMS	EMERALD SEEDLESS	0053	001
			EPP	EMPERORS	0053	001
			ESP	ESPIRIT	0053	001
			EXT	EXOTIC	0053	001
			FAN	FANTASY	0053	001
			FST	FIESTA	0053	002
FLS	FLAME SEEDLESS	0053	001			
FLR	FLORA	0053	001			
FOC	FOCH	0053	001			
FOS	FOSCH	0053	001			
FRE	FREDONIA	0053	001			

--\*

\*--2013 Crop Groups (Continued)

Code	Crop	Eligible Intended Use	Type Abbr	Type Name	Pay Crop	Pay Type
0053	GRAPES	FH PR	FRO	FRONTENAC	0053	001
			FRG	FRONTENAL GRIS	0053	001
			GAB	GAMAY BEAUJOLAIS	0053	002
			GAM	GAMAY/NAPA GAMAY	0053	002
			GEN	GENEVA RED #7	0053	001
			GEW	GEWURTZTRAMINER	0053	002
			GRH	GREEN HUNGARIAN	0053	001
			GRE	GRENACHE	0053	002
			GRY	GREY RIESLING	0053	001
			HIM	HIMROD	0053	001
			ISA	ISABELLA	0053	001
			ITA	ITALIA	0053	001
			IVE	IVES	0053	001
			JPT	JUPITER	0053	001
			KAY	KAY GRAY	0053	001
			KER	KERNER	0053	001
			KON	KING OF NORTH	0053	001
			KYO	KYOHO	0053	001
			LCT	LACRESENT	0053	001
			LAC	LACROSSE	0053	001
			LAK	LAKEMONT	0053	001
			LDN	LANDOT NOIR	0053	001
			LEM	LEMBERGER	0053	001
			LEO	LEON MILLOT/MILLOT	0053	001
			LOU	LOUISE SWENSON	0053	001
			MAL	MALBEC	0053	001
			MAB	MALVASIA BIANCA	0053	002
			MSB	MALVOISIE BLACK	0053	001
			MAC	MARCHEL FOCH	0053	001
			MAR	MARQUE	0053	001
			MRQ	MARQUETTE	0053	001
			MAS	MARS	0053	001
			MRS	MARSANNE	0053	001
			MAT	MATARO/MOUVEDRE	0053	001
			MDY	MELODY	0053	001
			MEL	MELON	0053	001
			MRT	MERLOT	0053	001
			MER	MERLOT	0053	002
			MEU	MEUNIER	0053	001
			MYR	MEYERS	0053	001
MBS	MIDNIGHT BEAUTY/SUGRATHIRTEEN	0053	001			
MIS	MISSION	0053	002			
MOR	MISSOURI RIESLING	0053	001			
MUL	MULLERTHURGAU	0053	001			
MUS	MUSCADINE	0053	001			

--\*



\*--2013 Crop Groups (Continued)

Code	Crop	Eligible Intended Use	Type Abbr	Type Name	Pay Crop	Pay Type
0053	GRAPES	FH PR	MUC	MUSCAT	0053	002
			MUB	MUSCAT BLANC/M. CANELLI	0053	002
			MUH	MUSCAT HAMBURG	0053	001
			MUA	MUSCAT OF ALEXANDER	0053	002
			MUO	MUSCAT OTTONEL	0053	001
			MUG	MUSCAT, GOLDEN	0053	001
			NEB	NEBBIOLO	0053	001
			NEP	NEPTUNE	0053	001
			NIA	NIAGARA	0053	002
			NWA	NOIRET	0053	001
			NOR	NORTON	0053	001
			NYA	NY76.0844.24	0053	001
			PGC	PALOMINO CHASSELAS	0053	002
			PAY	PAYON D'OR	0053	001
			PER	PERLETTE	0053	001
			PES	PETITA SIRAH	0053	002
			PEV	PETITA VARDOT	0053	002
			PAM	PETITE AMIE	0053	001
			PTB	PINOT BLANC	0053	002
			PTC	PINOT BLANC (SPARKLING WINE)	0053	001
			PGR	PINOT GRIS	0053	001
			PGS	PINOT GRIS (SPARKLING WINE)	0053	001
			PNO	PINOT NOIR	0053	002
			PNR	PINOT NOIR (SPARKLING WINE)	0053	001
			PSG	PINOT ST GEORGE	0053	001
			PRT	PORT	0053	001
			PRS	PRAIRIE STAR	0053	001
			PRE	PRESTINE SEEDLESS	0053	001
			PRM	PRIMITIVO	0053	001
			PRI	PRINCESS	0053	001
			RAV	RAVAT	0053	001
			RAY	RAYON D'OR	0053	001
			RDG	RED GLOBE	0053	002
			RML	RED MALAGA	0053	001
			SFR	RED SUFFOLK	0053	001
			RDZ	RED ZINFANDEL	0053	001
RED	REDAL BLANC	0053	001			
REL	RELIANCE	0053	001			
RIB	RIBER	0053	001			
RIE	RIESLING	0053	002			

--\*

2013 Crop Groups (Continued)

Code	Crop	Eligible Intended Use	Type Abbr	Type Name	Pay Crop	Pay Type
0053	GRAPES	FH PR	ROS	ROSETTE	0053	001
			ROU	ROUGEON	0053	001
			ROA	ROUSSANNE	0053	001
			RTY	ROYALTY	0053	002
			RBD	RUBIRED	0053	002
			RUC	RUBY CABERNET	0053	002
			RRS	RUBY RED SEEDLESS	0053	001
			RUB	RUBY SEEDLESS	0053	001
			SBV	SABREVOIS	0053	001
			SAL	SALVADOR	0053	001
			SAN	SANGIOVET/SANGIOVESE	0053	001
			SAT	SATURN	0053	001
			SAB	SAUVIGNON BLANC/FUME BLANC	0053	002
			SAU	SAUVIGNON VERT	0053	001
			SCR	SCARLET ROYAL	0053	001
			SCH	SCHUREBE	0053	001
			SLP	SELMA PETE	0053	001
			SEM	SEMILLON	0053	002
			SEY	SEYVAL/SEYVAL VILLARD	0053	002
			SHN	SHERIDAN	0053	001
			SOM	SOMERSET SEEDLESS	0053	001
			SPI	SPIKE MUKLEY	0053	001
			STC	ST CROIX	0053	001
			STE	ST EMILION (UGNI BLANC)	0053	001
			STP	ST PEPIN	0053	001
			STV	ST VINCENT	0053	001
			SKS	STARKSTAR	0053	001
			STB	STEUBEN	0053	001
			STU	STUKEN	0053	001
			SUL	SULTANA	0053	001
			SUM	SUMMER ROYAL	0053	001
			SUN	SUNBELT	0053	001
			SSL	SUPERIOR SEEDLESS	0053	001
			SSC	SWEET SCARLET	0053	001
			SWE	SWENSON RED	0053	001
			*--SWW	SWENSON WHITE	0053	001--*
			SYL	SYLVANER	0053	001
			SYM	SYMPHONY	0053	002
			SYR	SYRAH/FRENCH SYRH SHIRAZ	0053	002
			TAN	TANNAT	0053	001
TEM	TEMPRANILLO/VALDEPENAS	0053	001			
THP	THOMPSON SEEDLESS	0053	001			
TMD	TINTA MADERA	0053	001			
TOK	TOKAY	0053	002			
TRA	TRAMINETTE	0053	001			
VAL	VALIANT	0053	001			
VMC	VALVIN MUSCAT	0053	001			
VAN	VANESSA	0053	001			
VNI	VENIFERA	0053	001			

2013 Crop Groups (Continued)

Code	Crop	Eligible Intended Use	Type Abbr	Type Name	Pay Crop	Pay Type
0053	GRAPES	FH PR	VNT	VENTURA	0053	001
			VEN	VENUS	0053	001
			VER	VERDELET BLANC	0053	001
			VDL	VIDAL	0053	001
			VDB	VIDAL BLANC	0053	002
			VIG	VIGNOLES	0053	002
			VBL	VILLARD BLANC	0053	002
			VNR	VILLARD NOIR	0053	002
			VIN	VINCENT	0053	001
			LBR	VITIS LABRUSCA	0053	001
			VVN	VITIS VINIFERA	0053	002
			VIV	VIVANT	0053	001
			VOI	VOIGNIER	0053	001
			WCY	WHITE CAYUGA	0053	001
			WML	WHITE MALAGA	0053	002
			WHR	WHITE RIESLING/JOHANNISBERG	0053	002
			ZIN	ZINFANDEL	0053	002
*--ZWE	ZWEIGELTREBE	0053	001--*			

\*--2013 Crop Groups (Continued)

Code	Crop	Eligible Intended Use	Type Abbr	Type Name	Pay Crop	Pay Type
0102	GRASS	FG SD	ALK	ALKALAI	0102	001
			AWR	ALTAI WILD RYE	0102	001
			ASG	AMERICAN SLOUGHGRASS	0102	001
			FAC	ARCTARED FESCUE	0102	001
			ARG	ARGENTINE BAHIA	0102	001
			BAH	BAHALIA	0102	001
			BHI	BAHIA	0102	001
			BAR	BARON GOTO	0102	001
			BER	BEARDLESS WILDRYE	0102	001
			BGC	BENT, COLONIAL	0102	001
			BCR	BENT, CREEPING	0102	001
			BCM	BERMUDA, COMMON	0102	001
			BCS	BERMUDA, COASTAL	0102	001
			BBL	BIG BLUE	0102	001
			BLB	BIG BLUESTEM	0102	001
			BPG	BLUE PANIC	0102	001
			BWR	BLUE WILD RYEGRASS	0102	001
			CBG	BLUEGRASS, CANADIAN	0102	001
			BLK	BLUEGRASS, KENTUCKY	0102	001
			BLH	BLUEGRASS, ROUGH	0102	001
			BLR	BLUEGRASS, RUGBY	0102	001
			BLJ	BLUEJOINT	0102	001
			BJR	BLUEJOINT REEDGRASS	0102	001
			BLG	BLUESTEM, GORDO	0102	001
			BLL	BLUESTEM, LITTLE	0102	001
			BLM	BLUESTEM, MEDIO	0102	001
			BOW	BLUESTEM, OLD WORLD	0102	001
			BLS	BLUESTEM, SAND	0102	001
			BLY	BLUESTEM, YELLOW	0102	001
			BOS	BOSIOSKI WILD RYE	0102	001
			BRM	BROME, MOUNTAIN	0102	001
			BRP	BROME, POLAR	0102	001
			BRR	BROME, REGAR	0102	001

--\*

2013 Crop Groups (Continued)

Code	Crop	Eligible Intended Use	Type Abbr	Type Name	Pay Crop	Pay Type
0102	GRASS	FG SD	BUF	BUFFALO	0102	001
			BFF	BUFFEL	0102	001
			CAL	CALIFORNIA (PARA)	0102	001
			CFB	CALIFORNIA BROME	0102	001
			RCW	CANADIAN WILD RYE	0102	001
			CAN	CANARY	0102	001
			CBY	CANBY	0102	001
			CEN	CENTIPEDE	0102	001
			CRG	CRABGRASS	0102	001
			CFG	CREEPING FOXTAIL, GARRISON	0102	001
			DAL	DALLIS	0102	001
			*--DCH	DICHONDRA	0102	001--*
			EAS	EASTERN GAMAGRASS	0102	001
			EME	EMERALD	0102	001
			FCH	FESCUE, CHEWING	0102	001
			FSH	FESCUE, HARD	0102	001
			FME	FESCUE, MEADOW	0102	001
			FRE	FESCUE, RED	0102	001
			FRO	FESCUE, ROUGH	0102	001
			FTA	FESCUE, TALL	0102	001
			GBM	GEORGE BLACK MEDIC	0102	001
			GBU	GRAMA, BLUE	0102	001
			GBH	GRAMA, BLUE HACHITA	0102	001
			GBL	GRAMA, BLUE LOVINGTON	0102	001
			GHA	GRAMA, HAIRY	0102	001
			GSO	GRAMA, SIDE OATS	0102	001
			GNE	GREEN NEEDLE	0102	001
			GPG	GREEN PANIC	0102	001
			GST	GREEN SPRANGLE TOP	0102	001
			*--GUI	GUINEA	0102	001--*
			HIL	HILO	0102	001
			HON	HONTAX	0102	001
			HBG	HYBRID BENT	0102	001
BGH	HYBRID BERMUDA	0102	001			

2013 Crop Groups (Continued)

Code	Crop	Eligible Intended Use	Type Abbr	Type Name	Pay Crop	Pay Type
0102	GRASS	FG SD	IDA	IDAHO FESCUE	0102	001
			ING	INDIAN	0102	001
			IRG	INDIAN RICEGRASS	0102	001
			JOH	JOHNSON	0102	001
			JOS	JOSE TALL WHEATGRASS	0102	001
			JUN	JUNEGRASS	0102	001
			KEN	KENTUCKY 31 FESCUE	0102	001
			KIK	KIKUYU	0102	001
			KLB	KLEBERG BLUESTEM	0102	001
			KLE	KLEIN	0102	001
			LER	LERIOPE	0102	001
			LIM	LIMOSINE	0102	001
			LMP	LIMPO GRASS	0102	001
			LMS	LOVEGRASS, MASON SANDHILL	0102	001
			LSA	LOVEGRASS, SAND	0102	001
			LWE	LOVEGRASS, WEEPING	0102	001
			MAG	MAGNAR	0102	001
			MAT	MATUA	0102	001
			MBG	MEADOW	0102	001
			MUT	MUTTON	0102	001
			*--NAP	NAPIER	0102	001--*
			NAG	NATIVE	0102	001
			NAT	NEEDLE AND THREAD	0102	001
			NEW	NEWHY HYBRID WHEATGRASS	0102	001
			HNC	NORCOAST TUFTED HAIRGRASS	0102	001
			HNT	NORTRAN TUFTED HAIRGRASS	0102	001
			ORG	ORCHARD	0102	001
			PAM	PAMPAS	0102	001
			*--PAN	PANGOLA	0102	001--*
			PBL	PLAINS BLUE STEMS	0102	001
			PJG	PRAIRIE JUNE	0102	001
			PLB	PLAINS BRISTLE	0102	001
			PRA	PRAIRIE	0102	001
			PRD	PRAIRIE DROPSEED	0102	001
			PRS	PRARIE SANDREED	0102	001
			RRA	RATIBITA, RED	0102	001
			RDT	REDTOP	0102	001
			RCA	REED CANARY	0102	001
			RHO	RHODES	0102	001

\*--2013 Crop Groups (Continued)

Code	Crop	Eligible Intended Use	Type Abbr	Type Name	Pay Crop	Pay Type
0102	GRASS	FG SD	RAN	RYE, ANNUAL	0102	001
			RIN	RYE, INTERMEDIATE	0102	001
			RPE	RYE, PERENNIAL	0102	001
			RRW	RYE, RUSSIAN WILD	0102	001
			SAI	SAINFOIN	0102	001
			STA	SAINT AUGUSTINE	0102	001
			SDB	SANDBERG BLUEGRASS	0102	001
			SEC	SECAR BLUEBUNCH	0102	001
			SMB	SMALL BURNETT	0102	001
			SMO	SMOOTH BROME	0102	001
			STR	STARGRASS	0102	001
			SUD	SUDAN	0102	001
			SUN	SUN	0102	001
			SWI	SWITCH	0102	001
			TSW	THICK SPIKE WHEATGRASS	0102	001
			TIM	TIMOTHY	0102	001
			TRL	TRAILHEAD BASIN	0102	001
			TBW	TRAILHEAD BASIN WILD RYE	0102	001
			TRU	TRUDANE	0102	001
			THG	TUFTED HAIRGRASS	0102	001
			TBL	TUNDRA BLUEGRASS	0102	001
			VIR	VIRGINIA WILD RYE	0102	001
			WAI	WAINAKU	0102	001
			WBB	WHEAT GRASS, BLUE BUNCH	0102	001
			WCR	WHEAT GRASS, CRESTED	0102	001
			WRG	WHEAT GRASS, EGYPTIAN	0102	001
			WIN	WHEAT GRASS, INTERMEDIATE	0102	001
			WPU	WHEAT GRASS, PUBESCENT	0102	001
			WRF	WHEAT GRASS, RUF FAIRWAY CRESTED	0102	001
			WSI	WHEAT GRASS, SIBERIAN	0102	001
			WSL	WHEAT GRASS, SLENDER	0102	001
			WST	WHEAT GRASS, STREAMBANK	0102	001
WTA	WHEAT GRASS, TALL	0102	001			
WWE	WHEAT GRASS, WESTERN	0102	001			
WPR	WHITE PRAIRIE CLOVER	0102	001			
WIL	WILMON LOVEGRASS	0102	001			
ZOY	ZOYSIA	0102	001			

--\*

\*--2013 Crop Groups (Continued)

Code	Crop	Eligible Intended Use	Type Abbr	Type Name	Pay Crop	Pay Type
0102	GRASS	GZ	ALK	ALKALAI	0102	002
			AWR	ALTAI WILD RYE	0102	002
			ASG	AMERICAN SLOUGHGRASS	0102	002
			FAC	ARCTARED FESCUE	0102	002
			ARG	ARGENTINE BAHIA	0102	002
			BAH	BAHALIA	0102	002
			BHI	BAHIA	0102	002
			BAR	BARON GOTO	0102	002
			BER	BEARDLESS WILD RYE	0102	002
			BGC	BENT, COLONIAL	0102	002
			BCR	BENT, CREEPING	0102	002
			BCM	BERMUDA, COMMON	0102	002
			BCS	BERMUDA, COASTAL	0102	002
			BBL	BIG BLUE	0102	002
			BLB	BIG BLUESTEM	0102	002
			BPG	BLUE PANIC	0102	002
			BWR	BLUE WILD RYEGRASS	0102	002
			CBG	BLUEGRASS, CANADIAN	0102	002
			BLK	BLUEGRASS, KENTUCKY	0102	002
			BLH	BLUEGRASS, ROUGH	0102	002
			BLR	BLUEGRASS, RUGBY	0102	002
			BLJ	BLUEJOINT	0102	002
			BJR	BLUEJOINT REEDGRASS	0102	002
			BLG	BLUESTEM, GORDO	0102	002
			BLL	BLUESTEM, LITTLE	0102	002
			BLM	BLUESTEM, MEDIO	0102	002
			BOW	BLUESTEM, OLD WORLD	0102	002
			BLS	BLUESTEM, SAND	0102	002
			BLY	BLUESTEM, YELLOW	0102	002
			BOS	BOSIOSKI WILD RYE	0102	002
			BRM	BROME, MOUNTAIN	0102	002
			BRP	BROME, POLAR	0102	002
			BRR	BROME, REGAR	0102	002

--\*



2013 Crop Groups (Continued)

Code	Crop	Eligible Intended Use	Type Abbr	Type Name	Pay Crop	Pay Type
0102	GRASS	GZ	BUF	BUFFALO	0102	002
			BFF	BUFFEL	0102	002
			CAL	CALIFORNIA (PARA)	0102	002
			CFB	CALIFORNIA BROME	0102	002
			RCW	CANADIAN WILD RYE	0102	002
			CAN	CANARY	0102	002
			CBY	CANBY	0102	002
			CEN	CENTIPEDE	0102	002
			CRG	CRABGRASS	0102	002
			CFG	CREEPING FOXTAIL, GARRISON	0102	002
			DAL	DALLIS	0102	002
			*--DCH	DICHONDRA	0102	002--*
			EAS	EASTERN GAMAGRASS	0102	002
			EME	EMERALD	0102	002
			FCH	FESCUE, CHEWING	0102	002
			FSH	FESCUE, HARD	0102	002
			FME	FESCUE, MEADOW	0102	002
			FRE	FESCUE, RED	0102	002
			FRO	FESCUE, ROUGH	0102	002
			FTA	FESCUE, TALL	0102	002
			GBM	GEORGE BLACK MEDIC	0102	002
			GBU	GRAMA, BLUE	0102	002
			GBH	GRAMA, BLUE HACHITA	0102	002
			GBL	GRAMA, BLUE LOVINGTON	0102	002
			GHA	GRAMA, HAIRY	0102	002
			GSO	GRAMA, SIDE OATS	0102	002
			GNE	GREEN NEEDLE	0102	002
			GPG	GREEN PANIC	0102	002
			GST	GREEN SPRANGLE TOP	0102	002
			HIL	HILO	0102	002
HON	HONTAX	0102	002			
HBG	HYBRID BENT	0102	002			
BGH	HYBRID BERMUDA	0102	002			

2013 Crop Groups (Continued)

Code	Crop	Eligible Intended Use	Type Abbr	Type Name	Pay Crop	Pay Type
0102	GRASS	GZ	IDA	IDAHO FESCUE	0102	002
			ING	INDIAN	0102	002
			IRG	INDIAN RICEGRASS	0102	002
			JOH	JOHNSON	0102	002
			JOS	JOSE TALL WHEATGRASS	0102	002
			JUN	JUNEGRASS	0102	002
			KEN	KENTUCKY 31 FESCUE	0102	002
			KIK	KIKUYU	0102	002
			KLB	KLEBERG BLUESTEM	0102	002
			KLE	KLEIN	0102	002
			LER	LERIOPE	0102	002
			LIM	LIMOSINE	0102	002
			LMP	LIMPO GRASS	0102	002
			LMS	LOVEGRASS, MASON SANDHILL	0102	002
			LSA	LOVEGRASS, SAND	0102	002
			LWE	LOVEGRASS, WEEPING	0102	002
			MAG	MAGNAR	0102	002
			MAT	MATUA	0102	002
			MBG	MEADOW	0102	002
			MUT	MUTTON	0102	002
			*--NAP	NAPIER	0102	002--*
			NAG	NATIVE	0102	002
			NAT	NEEDLE AND THREAD	0102	002
			NEW	NEWHY HYBRID WHEATGRASS	0102	002
			HNC	NORCOAST TUFTED HAIRGRASS	0102	002
			HNT	NORTRAN TUFTED HAIRGRASS	0102	002
			ORG	ORCHARD	0102	002
			PAM	PAMPAS	0102	002
			*--PAN	PANGOLA	0102	002--*
			PBL	PLAINS BLUE STEMS	0102	002
			PJG	PRAIRIE JUNE	0102	002
			PLB	PLAINS BRISTLE	0102	002
			PRA	PRAIRIE	0102	002
			PRD	PRAIRIE DROPSEED	0102	002
			PRS	PRARIE SANDREED	0102	002
			RRA	RATIBITA, RED	0102	002
			RDT	REDTOP	0102	002
			RCA	REED CANARY	0102	002
			RHO	RHODES	0102	002

\*--2013 Crop Groups (Continued)

Code	Crop	Eligible Intended Use	Type Abbr	Type Name	Pay Crop	Pay Type
0102	GRASS	GZ	RAN	RYE, ANNUAL	0102	002
			RIN	RYE, INTERMEDIATE	0102	002
			RPE	RYE, PERENNIAL	0102	002
			RRW	RYE, RUSSIAN WILD	0102	002
			SAI	SAINFOIN	0102	002
			STA	SAINT AUGUSTINE	0102	002
			SDB	SANDBERG BLUEGRASS	0102	002
			SEC	SECAR BLUEBUNCH	0102	002
			SMB	SMALL BURNETT	0102	002
			SMO	SMOOTH BROME	0102	002
			STR	STARGRASS	0102	002
			SUD	SUDAN	0102	002
			SUN	SUN	0102	002
			SWI	SWITCH	0102	002
			TSW	THICK SPIKE WHEATGRASS	0102	002
			TIM	TIMOTHY	0102	002
			TRL	TRAILHEAD BASIN	0102	002
			WAI	WAINAKU	0102	002
			TBW	TRAILHEAD BASIN WILD RYE	0102	002
			TRU	TRUDANE	0102	002
			THG	TUFTED HAIRGRASS	0102	002
			TBL	TUNDRA BLUEGRASS	0102	002
			VIR	VIRGINIA WILD RYE	0102	002
			WAI	WAINAKU	0102	002
			WBB	WHEAT GRASS, BLUE BUNCH	0102	002
			WCR	WHEAT GRASS, CRESTED	0102	002
			WRG	WHEAT GRASS, EGYPTIAN	0102	002
			WIN	WHEAT GRASS, INTERMEDIATE	0102	002
			WPU	WHEAT GRASS, PUBESCENT	0102	002
			WRF	WHEAT GRASS, RUF FAIRWAY CRESTED	0102	002
			WSI	WHEAT GRASS, SIBERIAN	0102	002
			WSL	WHEAT GRASS, SLENDER	0102	002
			WST	WHEAT GRASS, STREAMBANK	0102	002
			WTA	WHEAT GRASS, TALL	0102	002
WWE	WHEAT GRASS, WESTERN	0102	002			
WPR	WHITE PRAIRIE CLOVER	0102	002			
WIL	WILMON LOVEGRASS	0102	002			
ZOY	ZOYSIA	0102	002			

--\*

\*--2013 Crop Groups (Continued)

Code	Crop	Eligible Intended Use	Type Abbr	Type Name	Pay Crop	Pay Type
0102	GRASS	SO	ALK	ALKALAI	0102	003
			AWR	ALTAI WILD RYE	0102	003
			ASG	AMERICAN SLOUGHGRASS	0102	003
			FAC	ARCTARED FESCUE	0102	003
			ARG	ARGENTINE BAHIA	0102	003
			BAH	BAHALIA	0102	003
			BHI	BAHIA	0102	003
			BER	BEARDLESS WILDRYE	0102	003
			BGC	BENT, COLONIAL	0102	003
			BCR	BENT, CREEPING	0102	003
			BCM	BERMUDA, COMMON	0102	003
			BCS	BERMUDA, COASTAL	0102	003
			BBL	BIG BLUE	0102	003
			BLB	BIG BLUESTEM	0102	003
			BPG	BLUE PANIC	0102	003
			BWR	BLUE WILD RYEGRASS	0102	003
			CBG	BLUEGRASS, CANADIAN	0102	003
			BLK	BLUEGRASS, KENTUCKY	0102	003
			BLH	BLUEGRASS, ROUGH	0102	003
			BLR	BLUEGRASS, RUGBY	0102	003
			BLJ	BLUEJOINT	0102	003
			BJR	BLUEJOINT REEDGRASS	0102	003
			BLG	BLUESTEM, GORDO	0102	003
			BLL	BLUESTEM, LITTLE	0102	003
			BLM	BLUESTEM, MEDIO	0102	003
			BOW	BLUESTEM, OLD WORLD	0102	003
			BLS	BLUESTEM, SAND	0102	003
			BLY	BLUESTEM, YELLOW	0102	003
			BOS	BOSIOSKI WILD RYE	0102	003
			BRM	BROME, MOUNTAIN	0102	003
			BRP	BROME, POLAR	0102	003
			BRR	BROME, REGAR	0102	003

--\*

2013 Crop Groups (Continued)

Code	Crop	Eligible Intended Use	Type Abbr	Type Name	Pay Crop	Pay Type
0102	GRASS	SO	BUF	BUFFALO	0102	003
			BFF	BUFFEL	0102	003
			CFB	CALIFORNIA BROME	0102	003
			RCW	CANADIAN WILD RYE	0102	003
			CAN	CANARY	0102	003
			CBY	CANBY	0102	003
			CEN	CENTIPEDE	0102	003
			CRG	CRABGRASS	0102	003
			CFG	CREEPING FOXTAIL, GARRISON	0102	003
			DAL	DALLIS	0102	003
			*--DCH	DICHONDRA	0102	003--*
			EAS	EASTERN GAMAGRASS	0102	003
			EME	EMERALD	0102	003
			FCH	FESCUE, CHEWING	0102	003
			FSH	FESCUE, HARD	0102	003
			FME	FESCUE, MEADOW	0102	003
			FRE	FESCUE, RED	0102	003
			FRO	FESCUE, ROUGH	0102	003
			FTA	FESCUE, TALL	0102	003
			GBM	GEORGE BLACK MEDIC	0102	003
			GBU	GRAMA, BLUE	0102	003
			GBH	GRAMA, BLUE HACHITA	0102	003
			GBL	GRAMA, BLUE LOVINGTON	0102	003
			GHA	GRAMA, HAIRY	0102	003
			GSO	GRAMA, SIDE OATS	0102	003
			GNE	GREEN NEEDLE	0102	003
			GPG	GREEN PANIC	0102	003
			GST	GREEN SPRANGLE TOP	0102	003
HON	HONTAX	0102	003			
HBG	HYBRID BENT	0102	003			
BGH	HYBRID BERMUDA	0102	003			

\*--2013 Crop Groups (Continued)

Code	Crop	Eligible Intended Use	Type Abbr	Type Name	Pay Crop	Pay Type
0102	GRASS	SO	IDA	IDAHO FESCUE	0102	003
			ING	INDIAN	0102	003
			IRG	INDIAN RICEGRASS	0102	003
			JOH	JOHNSON	0102	003
			JOS	JOSE TALL WHEATGRASS	0102	003
			JUN	JUNEGRASS	0102	003
			KEN	KENTUCKY 31 FESCUE	0102	003
			KLB	KLEBERG BLUESTEM	0102	003
			KLE	KLEIN	0102	003
			LER	LERIOPE	0102	003
			LIM	LIMOSINE	0102	003
			LMP	LIMPO GRASS	0102	003
			LMS	LOVEGRASS, MASON SANDHILL	0102	003
			LSA	LOVEGRASS, SAND	0102	003
			LWE	LOVEGRASS, WEEPING	0102	003
			MAG	MAGNAR	0102	003
			MAT	MATUA	0102	003
			MBG	MEADOW	0102	003
			MUT	MUTTON	0102	003
			NAG	NATIVE	0102	003
			NAT	NEEDLE AND THREAD	0102	003
			NEW	NEWHY HYBRID WHEATGRASS	0102	003
			HNC	NORCOAST TUFTED HAIRGRASS	0102	003
			HNT	NORTRAN TUFTED HAIRGRASS	0102	003
			ORG	ORCHARD	0102	003
			PAM	PAMPAS	0102	003
			PBL	PLAINS BLUE STEMS	0102	003
			PJG	PRAIRIE JUNE	0102	003
			PLB	PLAINS BRISTLE	0102	003
			PRA	PRAIRIE	0102	003
PRD	PRAIRIE DROPSEED	0102	003			
PRS	PRARIE SANDREED	0102	003			
RRA	RATIBITA, RED	0102	003			
RDT	REDTOP	0102	003			
RCA	REED CANARY	0102	003			
RHO	RHODES	0102	003			

--\*

\*--2013 Crop Groups (Continued)

Code	Crop	Eligible Intended Use	Type Abbr	Type Name	Pay Crop	Pay Type
0102	GRASS	SO	RAN	RYE, ANNUAL	0102	003
			RIN	RYE, INTERMEDIATE	0102	003
			RPE	RYE, PERENNIAL	0102	003
			RRW	RYE, RUSSIAN WILD	0102	003
			SAI	SAINFOIN	0102	003
			STA	SAINT AUGUSTINE	0102	003
			SDB	SANDBERG BLUEGRASS	0102	003
			SEC	SECAR BLUEBUNCH	0102	003
			SMB	SMALL BURNETT	0102	003
			SMO	SMOOTH BROME	0102	003
			SUD	SUDAN	0102	003
			SUN	SUN	0102	003
			SWI	SWITCH	0102	003
			TSW	THICK SPIKE WHEATGRASS	0102	003
			TIM	TIMOTHY	0102	003
			TRL	TRAILHEAD BASIN	0102	003
			TBW	TRAILHEAD BASIN WILD RYE	0102	003
			TRU	TRUDANE	0102	003
			THG	TUFTED HAIRGRASS	0102	003
			TBL	TUNDRA BLUEGRASS	0102	003
			VIR	VIRGINIA WILD RYE	0102	003
			WBB	WHEAT GRASS, BLUE BUNCH	0102	003
			WCR	WHEAT GRASS, CRESTED	0102	003
			WRG	WHEAT GRASS, EGYPTIAN	0102	003
			WIN	WHEAT GRASS, INTERMEDIATE	0102	003
			WPU	WHEAT GRASS, PUBESCENT	0102	003
			WRF	WHEAT GRASS, RUF FAIRWAY CRESTED	0102	003
			WSI	WHEAT GRASS, SIBERIAN	0102	003
			WSL	WHEAT GRASS, SLENDER	0102	003
			WST	WHEAT GRASS, STREAMBANK	0102	003
			WTA	WHEAT GRASS, TALL	0102	003
			WWE	WHEAT GRASS, WESTERN	0102	003
WPR	WHITE PRAIRIE CLOVER	0102	003			
WIL	WILMON LOVEGRASS	0102	003			
ZOY	ZOYSIA	0102	003			

--\*

\*--2013 Crop Groups (Continued)

Code	Crop	Eligible Intended Use	Type Abbr	Type Name	Pay Crop	Pay Type	
4000	GREENS	FH PR RS SD SE	COL	COLLARDS	4000	001	
			COM	COMMON KALE	4000	001	
		FH PR RS SD	GZ	RAP	RAPE/RAPINI/CHINESE BROCCOLI	4000	001
				ARU	ARUGULA	4000	003
				ASI	ASIAN	4000	001
				CHN	CHINESE MUSTARD	4000	003
				CHI	CHINESE SPINACH/AMARANTH	4000	001
				CRE	CRESSIE	4000	003
				CUR	CURLY ENDIVE	4000	001
				DAN	DANDELIONS	4000	003
				ESC	ESCAROLE	4000	001
				EDF	FRIZEE/BELGIAN ENDIVE	4000	001
				GRN	GREEN SWISSCHARD	4000	002
				HYB	HYBRID MUSTARD	4000	002
				LEF	LEAF SPINACH	4000	001
				MIZ	MIZUNA/JAPANESE MUSTARD	4000	001
				OMS	OPEN POLLINATED MUSTARD	4000	001
				ORA	ORACH	4000	001
				PER	PERILLA/SHISO/JAPANESE BASIL	4000	001
				RED	RED SWISSCHARD	4000	001
SHA	SHANGHI BOK CHOY	4000	001				
SHC	SHUM CHOY	4000	001				
SOR	SORRELL	4000	003				
SUK	SUK GAT	4000	001				
TOC	TOC CHOY	4000	001				
TUR	TURNIP	4000	001				
VIN	VINE SPINACH	4000	001				
WAT	WATER SPINACH	4000	001				
YUC	YU CHOY	4000	001				
1167	GUANABANA/ SOURSOP	FH			1167	001	
0134	GUAR	SD			0134	001	
0498	GUAVA	FH PR			0498	001	
1299	GUAVABERRY	FH			1299	001	
0376	HAZEL NUTS	BLANK			0376	001	

--\*



\*--2013 Crop Groups (Continued)

Code	Crop	Eligible Intended Use	Type Abbr	Type Name	Pay Crop	Pay Type
5000	HERBS	FH PR	CAC	CACAO	5000	001
		FH PR SD	HYA	ANISE HYSSOP	5000	001
			BAS	BASIL	5000	005
			BAY	BAY LEAF	5000	005
			BOR	BORAGE	5000	002
			BUC	BU CHOO/GARLIC CHIVES	5000	001
			CWY	CARAWAY	5000	001
			CAR	CARDOON	5000	001
			CHI	CHIVES	5000	005
			CIL	CILANTRO/CORIANDER	5000	001
			HYC	COMMON HYSSOP	5000	001
			DIL	DILL	5000	001
			FNL	FENNEL/ANISE	5000	001
			FEN	FENUGREEK	5000	001
			LEM	LEMON VERBENA	5000	001
			LMG	LEMONGRASS	5000	006
			MAR	MARJORAM	5000	007
			MNT	MINT	5000	005
			MTA	MINT APPLE	5000	001
			NAT	NATIVE SPEARMINT	5000	006
			ORE	OREGANO	5000	007
			PAR	PARSLEY	5000	001
			PEP	PEPPERMINT	5000	008
			REC	RECAO	5000	001
			ROS	ROSEMARY	5000	007
			SAG	SAGE	5000	007
			SAV	SAVORY	5000	001
			SCO	SCOTCH SPEARMINT	5000	008
		STV	STEVIA	5000	001	
		TAR	TARRAGON	5000	005	
		THY	THYME	5000	007	
				FH PR RT SD	PAR	PARSLEY
		RT	GOB	GOBO	5000	001

--\*

2013 Crop Groups (Continued)

Code	Crop	Eligible Intended Use	Type Abbr	Type Name	Pay Crop	Pay Type
1190	HONEY	NT TB			1190	001
0758	HONEYDEW	FH SD			0758	001
0138	HOPS	FH			0138	001
0090	HORSERADISH	FH PR RS SD			0090	001
0622	HUCKLEBERRIES	FH PR			0622	001
0440	INDIGO	FH			0440	001
1217	INDUSTRIAL RICE	BLANK			1217	001
9030	ISRAEL MELONS	FH			9030	001
7037	JACK FRUIT	FH PR			7037	001
0522	JERUSALEM ARTICHOKE	FH			0522	001
0490	JOJOBA	BLANK			0490	001
*--2018	JUJUBE	FH PR			2018	001--*
0019	KAMUT	GR			0019	001
0489	KENAF	BLANK FH			0489	001
0463	KIWIFRUIT	FH PR			0463	001
2002	KOCHIA (PROSTRATA)	FG SD			2002	001
		GZ			2002	002

\*--2013 Crop Groups (Continued)

Code	Crop	Eligible Intended Use	Type Abbr	Type Name	Pay Crop	Pay Type
0374	KOHLRABI	FH GZ SD			0374	001
9993	KOREAN GOLDEN MELON	FH			9993	001
0473	KUMQUATS	FH PR			0473	001
0377	LEEKs	FH SD			0377	001
0035	LEMONS	FH PR			0035	001
0401	LENTILS	DE FG GZ			0401	001
0273	LESPEDAZA	FG SD GZ			0102	001 002
0140	LETTUCE	FH SD	BIB BOS BTR CRS LEF RMW	BIBB BOSTON BUTTERHEAD CRISPHEAD LEAF ROMAINE	0140 0140 0140 0140 0140 0140	002 002 001 001 002 002
0036	LIMES	FH PR	KEY MEX TAH	KEY MEXICAN TAHITI LIMES	0036 0036 0036	001 001 001
8004	LONGAN	FH PR			8004	001
8005	LYCHEE (LITCHI)	FH			8005	001
0469	MACADAMIA NUTS	BLANK			0469	001
0464	MANGOS	FH PR			0464	001

--\*

\*--2013 Crop Groups (Continued)

Code	Crop	Eligible Intended Use	Type Abbr	Type Name	Pay Crop	Pay Type
7208	MANGOSTEEN	FH PR			7208	001
0100	MAPLE SAP	PR			0100	001
9904	MAYHAW BERRIES	FH PR			9904	001
0793	MEADOWFOAM	SD			0793	001
8139	MELONGENE	FH SD			8139	001
1294	MESPLE	FH PR			1294	001
0080	MILLET	FG GR GZ SD	COM	COMMON	0080	001
			DOP	DOVE PROSO	0080	001
			PRL	PEARL	0080	001
0296	MIXED FORAGE	FG SD	AGM	ALFALFA GRASS MIXTURE	0296	001
			ASG	ALFALFA SMALL GRAIN INTERSEEDED	0296	001
			GMA	GRASS MIX-BELOW 25% ALFALFA	0296	001
			SSG	GRASS/SMALL GRAIN INTERSEEDING	0102	001
			OTP	HAY OATS AND PEAS	0102	001
			LCG	LEGUME/COARSE GRAIN	0102	001
			LGM	LEGUME/GRASS MIXTURE	0102	001
			LSG	LEGUME/SMALL GRAIN	0102	001
			LGG	LEGUME/SMALL GRAIN/GRASS	0102	001
			NSG	NATIVE GRASS INTERSEEDED	0102	001
			ICG	2 OR MORE INTERSEEDED COARSE GRAINS	0102	001
			IGS	2 OR MORE INTERSEEDED GRASS MIX	0102	001
			MSG	2 OR MORE INTERSEEDED SMALL GRAINS	0102	001
LEG	2 OR MORE LEGUMES INTERSEEDED	0102	001			

--\*

2013 Crop Groups (Continued)

Code	Crop	Eligible Intended Use	Type Abbr	Type Name	Pay Crop	Pay Type
0296	MIXED FORAGE	GZ	AGM	ALFALFA GRASS MIXTURE	0102	002
			ASG	ALFALFA SMALL GRAIN INTERSEEDED	0102	002
			GMA	GRASS MIX-BELOW 25% ALFALFA	0102	002
			SSG	GRASS/SMALL GRAIN INTERSEEDING	0102	002
			OTP	HAY OATS AND PEAS	0102	002
			LCG	LEGUME/COARSE GRAIN	0102	002
			LGM	LEGUME/GRASS MIXTURE	0102	002
			LSG	LEGUME/SMALL GRAIN	0102	002
			LGG	LEGUME/SMALL GRAIN/GRASS	0102	002
			NSG	NATIVE GRASS INTERSEEDED	0102	002
			ICG	2 OR MORE INTERSEEDED COARSE GRAINS	0102	002
			IGS	2 OR MORE INTERSEEDED GRASS MIX	0102	002
			MSG	2 OR MORE INTERSEEDED SMALL GRAINS	0102	002
			LEG	2 OR MORE LEGUMES INTERSEEDED	0102	002
3001	MOLLUSK	FH PR	ABA	ABALONE	3001	001
			BAY	BAY SCALLOPS	3001	001
			GRO	GROWOUT CLAMS	3001	001
			MUS	MUSSELS	3001	001
			NUR	NURSERY CLAMS	3001	001
			OYS	OYSTERS	3001	002
			RAC	RACEWAY CLAMS	3001	001
0370	MULBERRIES	FH JU			0370	001
0403	MUSHROOMS	FH PR	COM	COMMON	0403	001
			SHI	SHITAKE	0403	001
0130	MUSTARD	SD	BWN	BROWN	0130	001
			ORN	ORIENTAL	0130	001
			YEL	YELLOW	0130	001
0250	NECTARINES	FH	NEE	EARLY SEASON	0250	001
			NEL	LATE SEASON	0250	001
			NEM	MID SEASON	0250	001
		FH PR		0250	001	
*--0421	NONI	FH PR JU			0421	001--*
1010	NURSERY	BLANK	CON	CONTAINER	1010	001
			FLD	FIELD	1010	001
			EDC	EDIBLE CONTAINER	1010	002
			EDF	EDIBLE FIELD	1010	002

\*--2013 Crop Groups (Continued)

Code	Crop	Eligible Intended Use	Type Abbr	Type Name	Pay Crop	Pay Type
0016	OATS	FG GZ	HUL	HULLESS	0016	002
			SPR	SPRING	0016	002
			WTR	WINTER	0016	002
		GR	HUL	HULLESS	0016	001
			SPR	SPRING	0016	001
			WTR	WINTER	0016	001
		SD	SPR	SPRING	0016	001
			WTR	WINTER	0016	001
0286	OKRA	FH PR SD			0286	001
0501	OLIVES	OL PR			0501	001
0142	ONIONS	SD	HYB	HYBRID	0142	005
			OPN	OPEN POLLINATED	0142	006
		FH GZ PR SE	BEL	BUNCHING	0142	001
			FWY	FALL PLANTED WHITE & YELLOW	0142	001
			GRN	GREEN	0142	002
			LWP	LITTLE WHITE PEARL	0142	003
			RED	REDS	0142	001
			STR	STORAGE	0142	004
			SWE	SWEET EARLY	0142	001
			SWL	SWEET LATE	0142	001
			TLW	TOKYO LONG WHITE BUNCH	0142	002
			WHT	WHITES	0142	001
			YHY	YELLOW HYBRID	0142	001
			0023	ORANGES	FH JU PR	BLT
CAL	CALAMONDIN	0023				001
ERL	EARLY	0023				001
ETM	EARLY/MIDSEASON	0023				001
LAT	LATE	0023				001
MND	MANDARINS	0023				002
NAV	NAVEL	0023				002
SWT	SWEET	0023				001
TMP	TEMPLE	0023				001
VLN	VALENCIA	0023				003

--\*

\*--2013 Crop Groups (Continued)

Code	Crop	Eligible Intended Use	Type Abbr	Type Name	Pay Crop	Pay Type
0181	PAPAYA	FH JU	RED	RED (MEXICAN)	0181	001
			YEL	YELLOW	0181	002
0338	PARSNIP	FH SD	HYB	HYBRID	0338	001
			OPN	OPEN POLLINATED	0338	002
0502	PASSION FRUITS	FH			0502	001
0034	PEACHES	FH	FSE	FREESTONE EARLY SEASON	0034	001
			FSL	FREESTONE LATE SEASON	0034	001
			FSM	FREESTONE MID SEASON	0034	001
		FH PR RS	CLI	CLING PEACHES	0034	003
			FRE	FREESTONE PEACHES	0034	002
			SCE	SF CLING EARLIES	0034	001
			SCL	SF CLING LATE	0034	001
			SCP	SF CLING EXT EARLY	0034	001
			SCX	SF CLING EXT LATE	0034	001
0075	PEANUTS	GP HP NP	RUN	RUNNER	0075	001
			SPE	SOUTHEAST SPANISH	0075	001
			SPW	SOUTHWEST SPANISH	0075	001
			VAL	VALENCIA	0075	001
			VIR	VIRGINIA	0075	001
0144	PEARS	FH PR RS	ANJ	ANJOU	0144	001
			ASN	ASIAN	0144	001
			BLT	BARTLETT	0144	001
			BOS	BOSC	0144	001
			CMC	COMICE	0144	001
			COM	COMMON	0144	001
			SPC	SPECIALTY	0144	002
0067	PEAS	FG GZ SD	CHK	CHICKLING (VETCH)	0067	001
		DE FG GZ SD	AUS	AUSTRIAN	0067	001
			GRN	GREEN	0067	001
			WSD	WRINKLED SEED	0067	001
			YEL	YELLOW VARIETY	0067	001
		DE FG SD	UMA	UMATILLA	0067	001

--\*

2013 Crop Groups (Continued)

Code	Crop	Eligible Intended Use	Type Abbr	Type Name	Pay Crop	Pay Type
0067	PEAS	DE FG FH PR SD	BLE	BLACK EYE	0067	002
			BUT	BUTTER	0067	005
			CAL	CALEY	0067	001
			CHI	CHINA	0067	001
			COW	COW	0067	001
			CRM	CREAM	0067	001
			CRO	CROWDER	0067	001
			ENG	ENGLISH/GARDEN	0067	001
			FLT	FLAT	0067	001
			MIN	MINI	0067	001
			PIG	PIGEON	0067	004
			PHL	PURPLE HULL	0067	003
			RON	RONDO	0067	001
			SNA	SNAP	0067	003
		SNO	SNOW	0067	006	
SOA	SOUTHERN ACRE	0067	001			
		DE FG FH GZ PR SD	SPK	SPECKLED/COLORED	0067	001
		DE FG FH LT PR SD	SUG	SUGAR	0067	004
0146	PECANS	BLANK	IMP	IMPROVED	0146	002
			NAT	NATIVE	0146	001
0083	PEPPERS	FH PR SD SE	ANA	ANAHEIM	0083	002
			BAN	BANANA	0083	002
			CAY	CAYENNE	0083	004
			*--CHL	CHILACA	0083	001--*
			CUB	CUBANELLS	0083	006
			FIN	FINGERHOTS	0083	001
			*--FRS	FRESNO	0083	001--*
			GOU	GOURMET MINI	0083	001
			GRC	GREEN CHILI	0083	006
			GRN	GREEN BELL	0083	005
			HAB	HABANERO	0083	006



2013 Crop Groups (Continued)

Code	Crop	Eligible Intended Use	Type Abbr	Type Name	Pay Crop	Pay Type
0083	PEPPERS	FH PR SD SE	HTC	HOT CHERRY	0083	003
			HHW	HUNARIAN HOT WAX	0083	001
			ITA	ITALIAN	0083	001
			JAL	JALAPENO	0083	005
			LNG	LONG JOHNS	0083	001
			MIN	MINI	0083	001
			ORD	ORIENTAL RED	0083	001
			ORS	ORIENTAL SWEET	0083	004
			PAP	PAPRIKA	0083	001
			PEP	PEPINO	0083	005
			PIM	PIMENTO	0083	001
			POB	POBLANO	0083	001
			RED	RED CHILI	0083	007
			*--SCB	SCOTCH BONNET	0083	001--*
			SER	SERANO	0083	001
			SPT	SPORT	0083	001
SWC	SWEET CHERRY	0083	005			
TOB	TOBASCO	0083	004			
<hr/>						
9033	PERENNIAL PEANUTS	FG			9033	001
		GZ			9033	002
<hr/>						
0465	PERSIMMONS	FH PR			0465	001
<hr/>						
0185	PINEAPPLE	FH PR	ABA	ABACAXI/SUGAR LOAF	0185	001
			QUN	QUEEN	0185	001
			RED	RED SPANISH	0185	001
			SMO	SMOOTH	0185	001
<hr/>						
0470	PISTACHIOS	BLANK			0470	001
<hr/>						
0186	PLANTAIN	FH	COM	COMMON	0186	001
			MAR	MARICONGO	0186	001
			SHT	SHORT	0186	001
			SUP	SUPER	0186	001

\*--2013 Crop Groups (Continued)

Code	Crop	Eligible Intended Use	Type Abbr	Type Name	Pay Crop	Pay Type
0466	PLUMCOTS	FH RS			0466	001
0254	PLUMS	FH PR RS	ERL	EARLY	0254	001
			LAT	LATE	0254	001
			MID	MIDSEASON	0254	001
0135	POHOLE	FH			0135	001
0467	POMEGRANATES	FH JU PR			0467	001
0084	POTATOES	FH PR SD	FIN	FINGERLING	0084	001
			IRS	IRISH	0084	002
			RED	REDS	0084	001
			RUS	RUSSETS	0084	001
			SPC	SPECIALTY	0084	001
			WHT	WHITES	0084	001
			YEL	YELLOW	0084	001
0086	PRUNES	FH PR RS			0086	001
0906	PUMMELO	FH PR			0906	001
0147	PUMPKINS	FH PR SD	CHI	CHINESE	0147	001
			CUS	CUSHAW	0147	004
			GHO	GHOST	0147	001
			HOD	HOWDEN	0147	002
			JAC	JACK-O-LANTERN	0147	001
			KOB	KOBACHA/CALABAZA	0147	001
			MAM	MAMMOTH	0147	001
			MIN	MINI	0147	003
			SUG	SUGAR	0147	005
0468	QUINCES	FH PR			0468	001

--\*

\*--2013 Crop Groups (Continued)

Code	Crop	Eligible Intended Use	Type Abbr	Type Name	Pay Crop	Pay Type
0716	QUINOA	FH GR			0716	001
0148	RADISHES	FH SD	CHI	CHINESE	0148	002
			DAI	DAIKON	0148	003
			HYB	HYBRID	0148	002
			KOR	KOREAN	0148	001
			OPN	OPEN POLLINATED	0148	003
0037	RAISINS	BLANK			0037	001
7164	RAMBUTAN	FH PR RS SD			7164	001
0129	RAPESEED	SD			0129	001
0335	RHUBARB	FH PR RS			0335	001
0018	RICE	BLANK	LGR	LONG GRAIN	0018	001
			MGR	MEDIUM GRAIN	0018	001
			SGR	SHORT GRAIN	0018	001
0904	RICE, SWEET	BLANK			0904	001
0641	RICE, WILD	BLANK			0641	001
0339	RUTABAGA	FH PR SD			0339	001
0094	RYE	GR SD			0094	001
		FG GZ			0094	002
0079	SAFFLOWER	FG SD			0079	001
8008	SAPODILLA	FH			8008	001

--\*

\*--2013 Crop Groups (Continued)

Code	Crop	Eligible Intended Use	Type Abbr	Type Name	Pay Crop	Pay Type
0998	SAPOTE	FH PR	BLA	BLACK	0998	002
			MAM	MAMEY	0998	001
			WHI	WHITE	0998	002
8109	SCALLIONS	FH PR SD			8109	001
0396	SESAME	SD			0396	001
0533	SHALLOTS	FH SD			0533	001
0050	SORGHUM FORAGE	FG GZ ML PR SD SG	ALU	ALUM	0050	001
			CAN	CANE	0050	001
			SWT	SWEET	0050	001
		FG GZ SD	SUD	SUDEX	0050	001
0051	SORGHUM	FG GR GZ SD SG	GRS	GRAIN	0051	002
			HIG	HYBRID	0051	002
0052	SORGHUM DUAL PURPOSE	GR			0051	002
		FG GZ SG			0050	001
0081	SOYBEANS	FG FH GR GZ SD	COM	COMMON	0081	001
			EDA	EDAMAME	0081	002
			LER	LERADO	0081	001
0131	SPELTZ	FG GR GZ			0131	001
0760	SPRITE MELON	FH SD			0760	001

--\*

\*--2013 Crop Groups (Continued)

Code	Crop	Eligible Intended Use	Type Abbr	Type Name	Pay Crop	Pay Type
0155	SQUASH	FH PR SD	ACN	ACORN	0155	001
			BAN	BANANA	0155	001
			BIT	BITTERMELON	0155	004
			BTR	BUTTERCUP	0155	001
			BTT	BUTTERNUT	0155	001
			CHY	CHAYOTE	0155	004
			CRK	CROOKNECK	0155	001
			DNG	DUNGUA	0155	001
			MOQ	MOQUA	0155	003
			OPO	OPO	0155	005
			SNG	SINGUA	0155	003
			SPG	SPAGHETTI	0155	001
			SUM	SUMMER	0155	002
			SUN	SUNBURST	0155	001
			WTR	WINTER	0155	001
ZUC	ZUCCHINI	0155	002			
0154	STRAWBERRIES	FH PR RS SE			0154	001
0039	SUGAR BEETS	PR SD			0039	001
0038	SUGARCANE	FH PR			0038	001
0078	SUNFLOWERS	FG GR SD	NON	CONFECTIONARY	0078	001
			OIL	OIL	0078	002
0156	SWEET POTATOES	FH PR SD SE	BEA	BEAUREGARD	0156	001
			COV	COVINGTON	0156	001
			DIA	DIANNE	0156	001
			EVA	EVANGELINE	0156	001
			GAR	GARNET	0156	001
			GEO	GEORGIA RED	0156	001
			GSW	GOLDEN SWEET	0156	001
			HAN	HANNAH	0156	001
			HAT	HATTERAS	0156	001
			HER	HERNANDEZ	0156	001
			JPN	JAPANESE	0156	001
			JER	JERSEY	0156	001
			JWL	JEWEL	0156	001
			MAM	MAMEYA	0156	001
			ORI	ORIENTAL	0156	001
			RGL	RED GLOW	0156	001
			SBE	SWEET BONIATO	0156	001
SHA	SWEET HAYMAN	0156	001			
WHT	WHITE	0156	001			

--\*

\*--2013 Crop Groups (Continued)

Code	Crop	Eligible Intended Use	Type Abbr	Type Name	Pay Crop	Pay Type
0024	TANGELOS	FH JU	MIN	MINNEOLA	0024	001
			ORL	ORLANDO	0024	001
0048	TANGERINES	FH JU RS	MUR	MURCOTTS	0048	001
0187	TANNIER	FH	PUR	PURPLE	0187	001
			RAS	RASCANA	0187	001
			WHT	WHITE	0187	001
			YEL	YELLOW	0187	001
0535	TARO	FH	CHI	CHINESE	0535	001
			GIA	GIANT	0535	001
			POI	POI	0535	001
			XAN	XANTHOSOMA	0535	001
0179	TEA	PR			0179	001
1223	TEFF	GR			1223	001
		FG			0102	001
		GZ			0102	002
7158	TOMATILLOS	FH PR			7158	001
0087	TOMATOES	FH PR RS SD	CHR	CHERRY	0087	004
			GRN	GREEN	0087	002
			GRP	GRAPE	0087	005
			HYB	HYBRID	0087	002
			JPN	JAPANESE	0087	001
			PLM	PLUM	0087	003
YEL	YELLOW	0087	001			

--\*

\*--2013 Crop Groups (Continued)

Code	Crop	Eligible Intended Use	Type Abbr	Type Name	Pay Crop	Pay Type
0158	TRITICALE	GR SD			0158	001
		FG GZ			0158	002
0160	TURNIPS	FH GZ PR SD	HYB	HYBRID	0160	001
			OPN	OPEN POLLINATED	0160	001
1295	VANILLA	BLANK			1295	001
0435	VETCH	FG SD	CIC	CICER MILKVETCH	0102	001
			COM	COMMON	0102	001
			CRW	CROWN	0102	001
			HRY	HAIRY	0102	001
		GZ	CIC	CICER MILKVETCH	0102	002
			COM	COMMON	0102	002
			CRW	CROWN	0102	002
			HRY	HAIRY	0102	002
0029	WALNUTS	BLANK	BLK	BLACK	0029	001
			ENG	ENGLISH	0029	002
0613	WATER CRESS	FH PR			0613	001
0757	WATERMELON	FH SD	COM	COMMON	0757	001
			CRM	CRIMSON SWEET	0757	001
			JUB	JUBILEE	0757	001
			PER	PERSONAL/MINI	0757	001
			SUG	ICE BOX/SUGAR BABIES	0757	001
			SED	SEEDLESS	0757	002
			STR	STRIPED	0757	001
7302	WAX JAMBOO FRUIT	FH			7302	001

--\*

\*--2013 Crop Groups (Continued)

Code	Crop	Eligible Intended Use	Type Abbr	Type Name	Pay Crop	Pay Type
0011	WHEAT	GR SD	HAD	HARD AMBER DURUM	0011	001
			HRS	HARD RED SPRING	0011	001
			HRW	HARD RED WINTER	0011	001
			HWR	HARD WHITE WINTER	0011	001
			HWS	HARD WHITE SPRING	0011	001
			SRW	SOFT RED WINTER	0011	001
			SWS	SOFT WHITE SPRING	0011	001
			SWW	SOFT WHITE WINTER	0011	001
		FG GZ	HAD	HARD AMBER DURUM	0011	002
			HRS	HARD RED SPRING	0011	002
			HRW	HARD RED WINTER	0011	002
			HWR	HARD WHITE WINTER	0011	002
			HWS	HARD WHITE SPRING	0011	002
			SRW	SOFT RED WINTER	0011	002
0188	YAM	FH PR	DMD	DIAMOND	0188	001
			HAB	HABANERO	0188	001
			PUR	PURPLE	0188	001
			SWT	SWEET	0188	001
0695	YU CHA	FG PR RS SD			0695	001

--\*



Example of Continuous Coverage Reminder Notification Letter

\*--

Richard Doe  
Anytown, USA 12345

Dear \_\_\_\_\_,

Our records indicate you had **(enter current crop year, i.e. 2004)** NAP coverage for the crop(s) listed on the enclosed attachment.

If you wish to continue coverage of the same crop(s) for the **(enter the subsequent crop year, i.e. 2005)** crop year, the applicable service fee must be received in the **(enter name of the administrative County Office)** County Office by **(enter the producer's earliest application closing date)**. The total service fees calculated based on **(enter current crop year, i.e. 2004)** coverage is **\$(enter dollar amount)**. **Please note these fees are calculated only for crops and land administered out of this County Office.** Multi-county producers having land administered by other County Offices will be notified by those offices. The maximum service fee per producer is \$300 per administrative county, not to exceed \$900 for multi-county producers. Upon receipt of the applicable service fee, the **(enter name of the administrative County Office)** County Office will process your application and send you a copy of your application for coverage for the **(enter the subsequent crop year, i.e. 2005)** crop year.

Please note that by sending the applicable service fees, you are not required to visit the County Office and complete another CCC-471, Application for Coverage, for the applicable crop(s) listed on the attachment. However, if you are adding or deleting crop(s) not specifically listed on the attachment, or you choose not to pay the total service fees by **(enter the producer's earliest application closing date)** in order to have crop coverage, you must file another application for coverage and pay the applicable service fees in the administrative County Office by the application closing date for the crop(s).

Please make your check payable to "CCC".

Service fees received after **(enter the producer's earliest application closing date)** will be returned and continuous coverage denied. Coverage may be obtained for specific crops as long as the application closing date for that crop has not passed; however, you will have to visit the County Office and file an application for coverage.

Application closing dates for all crops are available in your local County FSA Office. If you have questions regarding additional program requirements to maintain NAP eligibility, please contact the **(enter name of the administrative County Office)** County FSA Office.

**Note:** It is important to note that coverage is not continuous from the date of initial purchase of NAP. Coverage periods are established by type of crop (i.e. annual, perennial, value loss, etc.) and these periods are established annually. For more information about coverage periods, please contact your administrative County Office.

Sincerely,

/S/ CED Name

The U.S. Department of Agriculture (USDA) prohibits discrimination in all its programs and activities on the basis of race, color, national origin, gender, religion, age, disability, political beliefs, sexual orientation, and marital or family status.

--\*



**CCC-577, Transfer of NAP Coverage**

**A Instructions**

Producers use CCC-577 to request a transfer of NAP coverage when a change of share or sale of covered crop acreage occurs during the coverage period.

Producers shall submit the original of the completed CCC-577 in hard copy or FAX to the appropriate FSA servicing office.

The following are instructions for completing CCC-577. Producer must complete items 1 through 17B.

<b>Item</b>	<b>Field Name</b>	<b>Instructions</b>	
1	Transferor's Name and Address	Enter first (name or initial, as applicable) and last name and address.  <b>Note:</b> Address is not necessary unless it has changed recently and the new address is being reported. If reporting a new address, enter "New" and the new address.	
2	Taxpayer ID No. or SSN	Enter last 4 digits of taxpayer ID or SSN.	
3	Crop	<b>*--IF...</b>	<b>THEN...</b>
		<ul style="list-style-type: none"> <li>• all crops are being transferred to 1 transferee</li> <li>• only part of the crops are being transferred to the transferee</li> </ul>	<ul style="list-style-type: none"> <li>• ENTER "All"</li> <li>• list all crops being transferred.</li> </ul>
4	Pay Crop	• all crops are being transferred to 1 transferee	• ENTER "All"
		• only part of the crops are being transferred to the transferee	• list all pay crops being transferred
		• the pay crop is not known	• leave blank.
5	Pay Type	• all crops are being transferred to 1 transferee	• ENTER "All"
		• only part of the crops are being transferred to the transferee	• list all pay types being transferred
		• the pay type is not known	• leave blank.
6	Planting Period	• all crops are being transferred to 1 transferee	• ENTER "All"
		• only part of the crops are being transferred to the transferee	• list all planting periods being transferred
		• the pay type is not known	• leave blank.--*

CCC-577, Transfer of NAP Coverage (Continued)

A Instructions (Continued)

Item	Field Name	Instructions
7	Crop Year	Enter crop year of the crop.
8	Unit Number	Enter NAP unit number. If NAP unit number is not known, leave blank.
9	Farm Location	Describe location of the crop acreage.  <b>Example:</b> FSA farm and tract number, legal description, map coordinates, common farm name, etc.
10	Transferee Name and Address	Enter first (name or initial, as applicable) and last name and address of producers receiving the right to the NAP payment.
11	Social Security Number	Enter last 4 digits of the taxpayer ID or SSN of producers identified in item 10.
12	Farm Number	Enter farm number associated with producers identified in item 10.
13	Share Transferred	Enter share transferred to producers identified in item 10.
14	Effective Date of Transfer	*--Enter date ownership or operation changed to a new producer or entity.  <b>Examples:</b> Date: <ul style="list-style-type: none"> <li>• land is sold</li> <li>• new entity is formed</li> <li>• date of death</li> <li>• lease is transferred.--*</li> </ul>
15	Nature of Transfer	Enter the nature of the transfer.  <b>Example:</b> Sale of land or change of share.
16A and 16B	Transferor's Signature	Transferor and transferee shall: <ul style="list-style-type: none"> <li>• read Part B - Terms and Conditions</li> <li>• sign and date in their respective space.</li> </ul>
17A and 17B	Transferee's Signature	
18A-22	For CCC use <b>only</b> .	

\*--CCC-577, Transfer of NAP Coverage (Continued)

B Example

The following is an example of a completed CCC-577.

<b>CCC-577</b> (06-08-05)		U.S. DEPARTMENT OF AGRICULTURE Commodity Credit Corporation		Form Approved - OMB No. 0560-0175 See Page 2 for Privacy Act and Public Burden Statements.			
<b>TRANSFER OF NAP COVERAGE</b>							
<b>PART A - NOTICE OF TRANSFER</b>							
1. Transferor's Name and Address (Include Zip Code) John Doe Farm Rd. Estancia, NM 87016		3. Crop 0011 Wheat	4. Pay Crop 0011	5. Pay Type 001	6. Planting Period 01	7. Crop Year 2004	8. Unit Number 231
2. Taxpayer ID No. or SSN (Last 4 Digits of SSN): 111-11-1111							
9. Farm Location T42 Section 5, Township 6, Range 7							
10. Transferee Name and Address (Include Zip Code)		11. Taxpayer ID No. or SSN (Last 4 Digits of SSN)		12. Farm Number		13. Share Transferred	
Duane Doe Two Farm Rd. Estancia, NM 87016		123-45-6789		100		100 %	
						%	
						%	
						%	
14. Effective Date of Transfer (MM-DD-YYYY) 9/28/2003		15. Nature of Transfer Sale of land					
<b>PART B - TERMS AND CONDITIONS</b>							
A. Acceptance by CCC of the above-described transfer shall transfer the producer's NAP coverage to the above-named transferee subject to:							
1. Receipt by CCC of satisfactory evidence that said transfer occurred before the end of the coverage period; i.e., the earlier (a) the date harvest was completed on the unit, (b) the calendar date for the end of the coverage period, or (c) the date the entire crop on the unit was destroyed, as determined by CCC.							
2. The terms of the above-identified NAP application for coverage, including any outstanding assignment of payment made by the transferor prior to the date of transfer.							
3. All other terms and provisions set forth herein.							
B. CCC shall not be liable for more risk than existed before the transfer occurred.							
C. The NAP application for coverage of the transferor covers the share hereby transferred only to the end of the coverage period.							
16A. Transferor's Signature /s/ John Doe				16B. Date (MM-DD-YYYY) 10/10/2003			
17A. Transferee's Signature /s/ Duane Doe		17B. Date (MM-DD-YYYY) 10/10/2003		17A. Transferee's Signature		17B. Date (MM-DD-YYYY)	
<b>PART C - APPROVAL OF CCC</b>							
18A. Name and Address of County FSA Office (Include Zip Code) Terrance County FSA Office One Maine St. Estancia, NM 87016			19. State and County Code 35-057		20. Approval Status <input checked="" type="checkbox"/> Approved <input type="checkbox"/> Disapproved		
18B. Telephone Number (Include Area Code):			21. Signature of CCC Representative /s/ John Perca			22. Date (MM-DD-YYYY) 11/10/2003	

--\*

**\*--CCC-577, Transfer of NAP Coverage (Continued)**

**B Example (Continued)**

CCC-577 (06-08-05) Page 2

**COLLECTION OF INFORMATION AND DATA (PRIVACY ACT)**

The following statement is made in accordance with the Privacy Act of 1974 (5 USC 552a) and the Paperwork Reduction Act of 1995, as amended. The authority for requesting the following information is Pub. L. 93-86. The information will be used to document legal transfer of interest from one producer to another. Furnishing the requested information is voluntary. Failure to furnish the requested information will result in agency's inability to transfer crop interests. This information may be provided to other agencies, IRS, Department of Justice, or other State and Federal Law enforcement agencies, and in response to a court magistrate or administrative tribunal. The provisions of criminal and civil fraud statutes, including 18 USC 286, 287, 371, 641, 651, 1001; 15 USC 714m; and 31 USC 3729, may be applicable to the information provided.

**PAPERWORK REDUCTION ACT**

According to the Paperwork Reduction Act of 1995, an agency may not conduct or sponsor, and a person is not required to respond to, a collection of information unless it displays a valid OMB control number. The valid OMB control number for this information collection is 0560-0175. The time required to complete this information collection is estimated to average 10 minutes per response, including the time for reviewing instructions, searching existing data sources, gathering and maintaining the data needed, and completing and reviewing the collection of information. RETURN THIS COMPLETED FORM TO YOUR COUNTY FSA OFFICE.

**NONDISCRIMINATION STATEMENT**

The U.S. Department of Agriculture (USDA) prohibits discrimination in all its programs and activities on the basis of race, color, national origin, gender, religion, age, disability, political beliefs, sexual orientation, and marital or family status. (Not all prohibited bases apply to all programs.) Persons with disabilities who require alternative means for communication of program information (Braille, large print, audiotape, etc.) should contact USDA's TARGET Center at (202) 720-2600 (voice and TDD). To file a complaint of discrimination, write USDA, Director, Office of Civil Rights, Room 326-W, Whitten Building, 1400 Independence Avenue, SW, Washington, D.C. 20250-9410 or call (202) 720-5964 (voice or TDD). USDA is an equal opportunity provider and employer.

--\*

**\*--Prevented Planting for 2007 and Future Years**

**A Unit Equals 1 Entire Farm**

The following:

- example shows a unit composed of 1 farm with planted acres and approved prevented planted acreage that meets requirements in 2-CP, paragraph 24
- table shows the current year reported prevented planted acres, approved prevented planted acres, and planted acres for the farm/unit

<b>Year</b>	<b>Farm/Unit</b>	<b>Reported Prevented Planted Acres</b>	<b>Approved Prevented Planted Acres 1/</b>	<b>Planted Acres</b>
2007	Farm	125.00	100.00	100.00
	Unit	N/A	<b>100.00</b>	<b>100.00</b>

1/ Approved prevented planted acres that meet requirements of 2-CP, paragraph.

- shows the calculation for determining the number of prevented planted acres eligible for payment on the unit.

**2007 planted acres + approved prevented planted = total intended for planting.**  
 (100.00 + 100.00 = 200.00)

**Total intended for planting x 35 percent = disaster level.**  
 (200.00 x .35 = 70.00)

**Determined prevented planting - disaster level = prevented planting for payment.**  
 (100.00 - 70.00 = 30.00)

**Note:** 30.00 prevented planted acres qualify for payment on the unit.--\*





## **Examples for Determining Gross Income**

---

This exhibit provides examples of gross annual income determinations.

- All possible situations are not included.
- The entities in the examples may be actual producers or entities or in combination with another producer because of "person" determinations according to 1-PL.

### **Example 1.**

#### Situation.

Farmer or rancher, A. Bravo's, gross annual income from the sale of agriculture production was \$50,000. Production expenses for producing these products was \$30,000. A. Bravo's gross income from farming, ranching, and forestry operations is \$50,000.

A. Bravo also owns 51 percent of A.B. Grain Co., Inc. The grain company bought grain from producers for \$3,000,000 and sold the grain for \$3,050,000. A. Bravo's gross income from A.B. Grain Co., Inc., is \$3,050,000. Less than a majority of A. Bravo's annual income was from farming, ranching, and forestry operation; therefore, A. Bravo's qualifying gross income is the gross income from all sources.

#### Determination.

A. Bravo is ineligible for NAP assistance because the qualifying gross income exceeds \$2,000,000 (\$50,000 plus \$3,050,000 equals \$3,100,000).

### **Example 2.**

#### Situation.

A livestock feeder paid \$1,300,000 for feeder calves, spent \$200,000 for feed, and had hauling, veterinarian, and other expenses of \$20,000. When the calves were sold, the livestock feeder received \$2,850,000.

#### Determination.

The livestock feeder's qualifying gross income is \$2,850,000. The livestock feeder is ineligible to receive NAP assistance.

---

Continued on the next page

**Examples for Determining Gross Income (Continued)**

---

**Example 3.**

Situation.

An investor paid \$500,000 for stocks, bonds, and other investment vehicles. Six months later the investor sold those investments for \$670,000. Do not reduce income for the cost of the investment. The investor's gross income for investment vehicles is \$670,000.

The investor also received \$50,000 in gross income from the sale of agricultural production. Expenses for producing these products was \$30,000. The producer's gross income from farming, ranching, and forestry operations is \$50,000.

Determination.

The investor's qualifying gross income is \$720,000 (\$670,000 plus \$50,000). The investor, therefore, qualifies under the qualifying gross income provision.

**Example 4.**

Situation.

When a husband and wife are considered 1 person, the gross income from both must be included. His gross income from farming is \$1,000,000. His wife sold clothing costing \$500,000 for a total of \$1,600,000. Overhead expenses were \$150,000.

Determination.

The qualifying gross income is \$2,600,000 (\$1,000,000 plus \$1,600,000). Less than a majority of the producer's gross income is from farming, ranching, and forestry operations. Therefore, qualifying gross income is gross income from all sources. The entity is ineligible to receive NAP assistance.

---

Continued on the next page

**Examples for Determining Gross Income (Continued)**

---

**Example 5.**

Situation.

Shark Farms, Inc., has \$60,000 gross income from grain and livestock farming. D. Shark and spouse own 51 percent of Shark Farms, Inc. D. Shark owns Shark Equipment, which has gross income from machinery inventory and depreciation is \$1,950,000.

Determination.

The qualifying gross income from all sources is \$2,010,000 (\$1,950,000 plus \$60,000). Shark Farms, Inc., is ineligible for NAP assistance.

**Example 6.**

Situation.

Shady Farms, Inc., had gross income of \$1,900,000 from farming. The corporation is owned by Earl E. Floyd and Thelma Floyd, his wife. Earl E. Floyd also had controlling interest in Aerial Applications, Inc., and aerial spraying and seeding business. Aerial Applications, Inc., had gross income of \$150,000.

Determination.

Since a majority of the annual income of Shady Farms, Inc., was from farming, ranching, and forestry operations, the qualifying gross income is \$1,900,000. Shady Farms, Inc., is eligible to receive NAP assistance.

---

Continued on the next page

**Examples for Determining Gross Income (Continued)**

---

**Example 7.**

Livestock order buyers receive orders to purchase livestock.

Situation 1.

The order buyer purchased livestock for \$20,000 with money from the buyer's account, and sold the livestock to orderers for \$20,000, plus a commission of \$600.

Determination 1.

The total amount of \$20,600 received by the order buyer for the livestock is gross income.

Situation 2.

The order buyer received \$30,000 from orders, deposited the money in the order buyer's account, and purchased the livestock that was ordered.

Determination 2.

The \$30,000, plus a \$900 commission, received by the order buyer from the orderer gives the order buyer gross income of \$30,900.

Situation 3.

The order buyer purchased livestock for \$20,000 with drafts from orderers. The livestock were not purchased with money from the order buyer's account.

Determination 3.

Gross income for the order buyer is only the \$400 commission that the order buyer charged the orderers for obtaining the livestock.

---

Continued on the next page

**Examples for Determining Gross Income (Continued)**

---

**Example 8.**

Auction houses operate in various ways.

Situation 1.

The auction house collected \$40,000 for the sale of livestock, and put it into the auction house account. The sellers of the livestock were then paid \$39,200 by the auction house. The \$800 difference was withheld by the auction house as a commission.

Determination 1.

The gross income for the auction house is the \$40,000 collected before paying the seller's sales price, commissions, and other expenses.

Situation 2.

The auction house sold livestock for \$30,000. The \$30,000 was deposited in a special account set up by the auction house and designated a "Custodial Account for Shippers' Proceeds." Funds in this account are trust funds. The only payments that may be written on this account are payments to the sellers of the livestock and payments to the general account of the auction house for marketing charges. To offset the \$30,000 deposit, the sellers were paid \$29,400 for their livestock, and the auction house was paid \$600 for commissions.

Determination 2.

Include only \$600 from commissions as gross income for the auction house. Because funds in the custodial account are trust funds, they are not considered gross income for the auction house. The custodial account must be set up according to P&SA regulations to be considered a "custodial account".

---

Continued on the next page

**Examples for Determining Gross Income (Continued)**

---

**Example 9.**

Feedlot operators may have the following situations and determinations.

Situation 1.

A feedlot operator purchased livestock for \$1,000,000. Expenses for feeding and caring for the livestock were \$300,000. The livestock were later sold for \$1,650,000.

Determination 1.

The feedlot operator's gross income is \$1,650,000.

Situation 2.

A feedlot operator fed and cared for livestock for other people without purchasing the livestock and received \$250,000.

Determination 2.

The feedlot operator's gross income is \$250,000. Income includes commissions, yardage fees, and reimbursement for other expenses incurred while holding the livestock, such as veterinarian fees.

---

**CCC-456, NAP Crop Data Information**

---

**A**

**Completing  
CCC-456**

\*--CCC-456 must be completed for every county. For those value loss crops--\* that have varying prices by size, 1 type may have separate column type entries. Complete CCC-456 according to this table.

Item	Instructions
1	Enter State name and State code from 1-CM, Exhibit 131.
2	Enter county name and county code from 1-CM, Exhibit 131.
3	Enter crop year.
4	If additional pages are needed for a county, enter <u>X</u> of <u>Y</u> .  <b>Note:</b> “X” denotes the specific page number, “Y” denotes the total pages for a county.
5	Enter the crop name. The crop name shall be: <ul style="list-style-type: none"> <li>• reflected in 2-CP, Exhibit 10.5</li> <li>• identified in item 5 of each column if there are recommendations including different specific data in items 6 through 21.</li> </ul> <b>Note:</b> For Category 1 forage, enter the crop name, type or variety of each forage specie and complete items 6 through 21 in separate columns. If crop approval is needed for any crop that is not in 2-CP, Exhibit 10.5, notify NAPB, at FAX number 202-690-3646.
6	Enter the crop code reflected in 2-CP, Exhibit 10.5.
7	Enter the crop by type or variety, if applicable, reflected in 2-CP, Exhibit 10.5.
8	Enter “IR” if the crop is irrigated or “NI” if the crop is nonirrigated.  <b>Note:</b> If the crop has both irrigated and nonirrigated in the county, identify the crop in separate columns; one column for IR, the other for NI.

---

Continued on the next page

**CCC-456, NAP Crop Data Information (Continued)**

**A**  
**Completing**  
**CCC-456**  
**(Continued)**

Item	Instructions
9	<p>Enter the intended use of the crop. Examples are:</p> <ul style="list-style-type: none"> <li>• fresh</li> <li>• processed</li> <li>•*--forage--*</li> <li>• silage</li> <li>• seed.</li> </ul> <p><b>Notes:</b> If the crop has more than 1 intended use, use separate columns for each intended use.</p> <p style="padding-left: 40px;">If STC anticipates the need for a CCC-established price for secondary use according to subparagraph 174 C, complete CCC-456 for this secondary use. After identifying all elements of the secondary use, add the suffix "SU" to name of crop.</p>
10	<p>Enter the unit of measure for the crop. Refer to paragraph 2 for applicable units of measure. If a container is used, <b>include the number of pounds</b> per container in parenthesis to the right of the unit designation.</p> <p><b>Example:</b> CON (42#)</p> <p>For value loss crops, use a separate column entry for each size.</p>
11	<p>If there are multiple plantings of the crop within the crop year, enter the planting number and inclusive data in separate columns for each planting period. If there is only 1 planting within the crop year, ENTER "1". Refer to paragraphs 176 and 177 for information on repeat or multiple-planted crops.</p>
12	<p>The application closing date for each crop within your State should correspond with the sales closing date as established by FCIC.</p>
13	<p>Enter the final planting date of the crop based on the planting(s).</p> <p><b>Note:</b> Some crops, such as tree crops, value loss crops, and other perennial crops, may not have a final planting date. ENTER "N/A" if a final planting date is not applicable.</p>
14	<p>Enter the crop acreage reporting date according to 2-CP, Exhibit 6.</p>

Continued on the next page



**CCC-456, NAP Crop Data Information (Continued)**

**A**  
**Completing**  
**CCC-456**  
**(Continued)**

Item	Instructions
*--15	Enter the normal harvest date for the crop.
16a	Enter the STC-recommended average market price. Include the source data used for each year up to 5 years for each crop according to paragraph 108.  <b>Exception:</b> For forage intended for grazing including small grain forage enter the number of days grazed.
16b	Enter the STC-recommended county-expected yield. Include the source data used for each year up to 5 years for each crop according to paragraph 107.--*  For forage intended for grazing enter the acres per animal unit.
17	Enter the prevented planting factor established according to paragraph 109 for computing payments when a producer was prevented from planting the crop.  <b>Note:</b> Some crops, such as tree crops, value loss crops, and other perennials, may not have a preventing planting factor. ENTER "N/A" if a prevented planting date is not applicable.
18	Enter the unharvested payment factor established according to paragraph 109 for computing payments when a producer planted the crop but was unable to harvest the crop.
19a	Enter the price previously approved. If the State has more than 1 previously approved price, enter the most recently approved price.  If no price has been previously approved within the State, leave blank.
19b	Enter the yield previously approved. If the county or State has more than 1 previously approved yield, enter the most recently approved yield.  If a yield has not been previously approved within the State, leave blank.
20a	Enter the NASS average price calculated according to paragraph 108. If NASS data from outside the State is considered, include the name of the State in parenthesis to the right of the price. If NASS data is available in the State, it must be entered on CCC-456.  If NASS does not have price date, leave blank.

Continued on the next page

**CCC-456, NAP Crop Data Information (Continued)**

**A**  
**Completing**  
**CCC-456**  
**(Continued)**

<b>Item</b>	<b>Instructions</b>
20b	<p>Enter the NASS average yield calculated according to paragraph 107. If NASS data from outside the State is used, include the name of the State in parenthesis to the right of the yield. If NASS data is available in the State, it must be entered.</p> <p>If NASS does not have yield data, leave blank.</p>
21a	<p>If insurance is available within the State, ENTER "Y".</p> <p>If insurance is not available with the State, ENTER "N".</p>
21b	<p>Enter the FCIC price established within the State. If the crop is insurable other than in the county included in item 2, include the names of any counties where insurance is available within the State in parenthesis to the right of the price.</p> <p>If the crop is not insurable within the State, leave blank.</p>
21c	<p>Enter the FCIC T-yield established for the administrative county. If the crop is insurable other than in the administrative county include in item 2, include the names of any counties where insurance is available in parenthesis to the right of the yield.</p> <p>If the crop is not insurable in the administrative county or other counties within the State, leave blank.</p>
22	The State Office employee completing CCC-456 shall sign, enter their title, and date signed.
23	A second party review shall be complete on all information. The State Office employee performing the review shall sign, enter their title and date signed.

Continued on the next page

**CCC-456, NAP Crop Data Information (Continued)**

**B**  
**Example of**  
**CCC-456**

Following is an example of CCC-456.

<b>REPRODUCE LOCALLY.</b> Include form number and date on reproductions.				
<b>CCC-456</b> (05-16-01)		U.S. DEPARTMENT OF AGRICULTURE Commodity Credit Corporation		1A. STATE NAME Any
<b>NAP CROP DATA INFORMATION</b>		1B. ST. CODE 01		3. CROP YEAR 2002
		2B. COUNTY NAME Any		4. PAGE 1 OF 1
<b>CROP INFORMATION:</b>				
5. Crop Name	(A) Cranberries	(B) Cranberries	(C) Beans	(D) Honey
6. Crop Code	6000	6000	0047	1190
7. Type or Variety	BLK	BLK	GRN	--
8. Irrigated/Nonirrigated	IR	IR	NI	NI
9. Intended Use	FH	PR	PR	TB
10. Unit of Measure	LBS	LBS	LBS	LBS
11. Planting Number	1	1	1	1
12. Application Closing Date	10-30-2001	10-30-2001	3-30-2002	12-1-2001
13. Final Planting Date	--	--	5-15-2002	--
14. Acreage Reporting Date	8-1-2002	8-1-2002	8-1-2002	1-2-2002
15. Normal Harvest Date	8-30-2002	8-30-2002	8-15-2002	11-30-2002
16. STC Recommended:				
a. Average Market Price	\$1.50	\$1.00	\$0.07	\$0.67
b. County Expected Yield	2000	2000	4000	77
17. Prevented Factor	0	0	30	0
18. Unharvested Factor	80	80	60	50
19. Previous Approved:				
a. Price			\$0.07 (00)	\$0.65 (99)
b. Yield			4000 (00)	80 (99)
20. NASS Average:				
a. Price	\$1.50	\$1.00		\$0.67
b. Yield	2000	2000		77
21. Insurance Data:				
a. Available			Y	
b. Price			\$0.07	
c. Yield			4000	
22. PREPARER'S SIGNATURE <i>/s/ Keith Burch</i>	22A. TITLE <i>Ag. Program Specialist</i>		22B. DATE <i>5-30-20XX</i>	
23. REVIEWER'S SIGNATURE <i>/s/ Kelly Hart</i>	23A. TITLE <i>Ag. Program Specialist</i>		23B. DATE <i>5-30-20XX</i>	
<small>The U.S. Department of Agriculture (USDA) prohibits discrimination in all its programs and activities on the basis of race, color, national origin, gender, religion, age, disability, political beliefs, sexual orientation, and marital or family status. (Not all prohibited bases apply to all programs.) Persons with disabilities who require alternative means for communication of program information (Braille, large print, audiotape, etc.) should contact USDA's TARGET Center at (202) 720-2600 (voice and TDD). To file a complaint of discrimination, write USDA, Director, Office of Civil Rights, Room 326-W, Written Building, 1400 Independence Avenue, S.W., Washington, D.C. 20250-9410 or call (202) 720-5964 (voice or TDD). USDA is an equal opportunity provider and employer.</small>				



## **Examples for Determining Peanut Average Market Price**

---

This exhibit provides examples of peanut average market price determinations when a unit has some, but insufficient effective peanut poundage quota available to cover the unit's total loss of expected peanut production for the entire peanut marketing year.

To determine whether a unit has sufficient effective quota available for the loss of expected peanut production:

- review the latest FSA-1001's issued for the crop year of peanuts from the farms associated with the unit
- add the effective quota from each of the farms associated with the unit
- subtract the pounds of peanuts marketed from the farms associated with the unit to determine the total pounds of effective quota available for loss pounds of peanuts.

In all cases when determining an average market price of peanuts on a unit which does not have effective quota available for the entire loss of peanuts, the calculated price is the smaller of the following:

- the national average quota price established for the type of peanuts involved
- the price calculated according to the following formula:

**additional price + [(pounds effective quota available to unit after subtracting quota peanut marketings divided by pounds total unit loss) X (quota price - additional price)] = calculated price.**

The examples described and prices used are hypothetical.

In each example, assume:

- peanuts produced are or were marketed as quota peanuts using effective quota
- a quota price of \$0.3050 per pound
- an additional price of \$0.0660 per pound.

---

Continued on the next page

**Examples for Determining Peanut Average Market Price (Continued)**

---

**Example 1**

A unit has:

- expected peanut production of 100,000 pounds
- 50,000 pounds of effective quota available for peanut marketings
- 30,000 pounds actual production
- suffered a loss of peanut production of 70,000 pounds
- only 20,000 pounds of effective quota available for the loss of expected peanut production.

The average market price of peanuts for this unit is computed as follows:

$$\begin{aligned} & \$0.0660 + [(20,000 \text{ lbs. effective quota available divided by } 70,000 \text{ lbs. total loss}) \times (\$0.3050 - \$0.0660)] = \$0.1343 \\ & \$0.0660 + [(0.285714) \times (.2390)] = \$0.1343 \\ & \$0.0660 + 0.0683 = \$0.1343. \end{aligned}$$

**Example 2**

A unit has:

- expected peanut production of 100,000 pounds
- 60,000 pounds of effective quota available for peanut marketings
- 30,000 pounds actual production
- suffered a loss of peanut production of 70,000 pounds
- only 30,000 pounds of effective quota available for the loss of expected peanut production.

The average market price of peanuts for this unit is computed as follows:

$$\begin{aligned} & \$0.0660 + [(30,000 \text{ lbs. effective quota available divided by } 70,000 \text{ lbs. total loss}) \times (\$0.3050 - \$0.0660)] = \$0.1684 \\ & \$0.0660 + [(0.428571) \times (0.2390)] = \$0.1684 \\ & \$0.0660 + 0.1024 = \$0.1684. \end{aligned}$$

**Example 3**

A unit has:

- expected peanut production of 100,000 pounds
- 97,000 pounds of effective quota available for peanut marketings
- 30,000 pounds actual production
- suffered a loss of peanut production of 70,000 pounds
- only 67,000 pounds of effective quota available for the loss of expected peanut production.

The average market price of peanuts for this unit is computed as follows:

$$\begin{aligned} & \$0.0660 + [(67,000 \text{ lbs. effective quota available divided by } 70,000 \text{ lbs. total loss}) \times (\$0.3050 - \$0.0660)] = \$0.2948 \\ & \$0.0660 + [(0.957143) \times (\$0.2390)] = \$0.2948 \\ & \$0.0660 + .2288 = \$0.2948. \end{aligned}$$

**\*--NAP Grass for Grazing Worksheet**

**A Accessing and Saving NAP Grass for Grazing Worksheet Template**

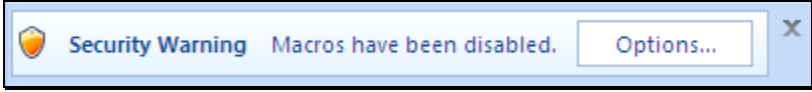
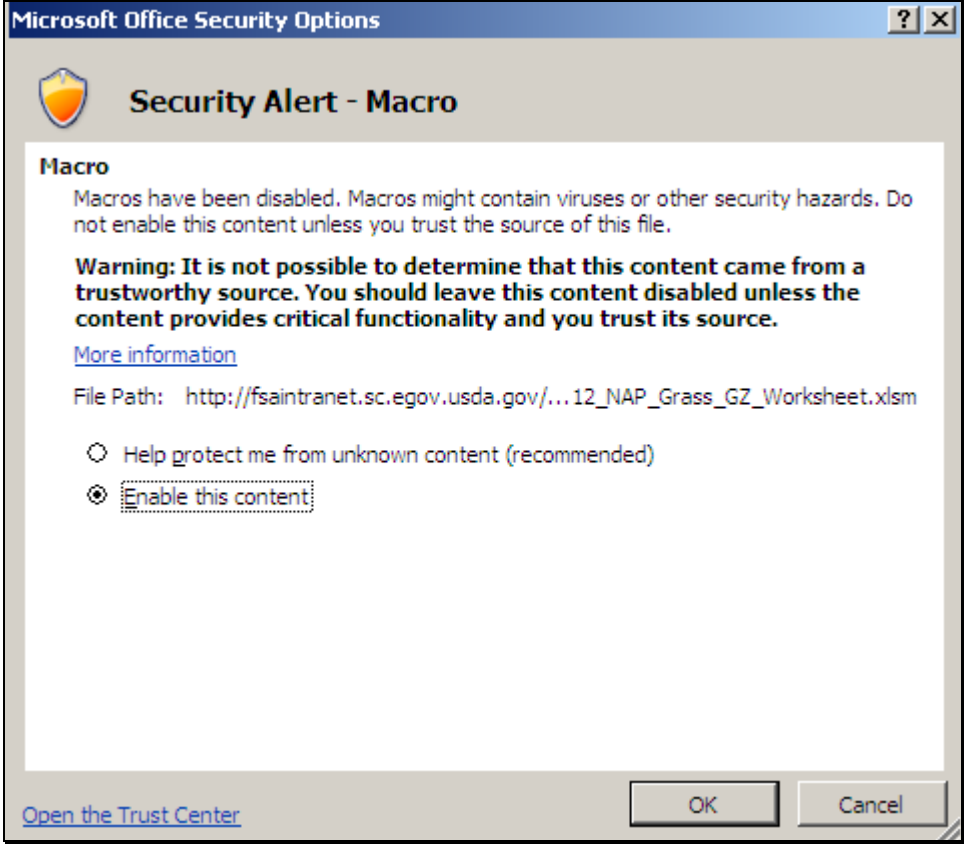
Access and save the NAP Grass for Grazing worksheet according to the following. The worksheet shall be saved and completed for each unit for each producer by the County Office according to the instructions in subparagraph B.

Step	Action
1	Go to the DAFP Home Page at <b>http://fsaintranet.sc.egov.usda.gov/dafp/</b> .
2	CLICK “ <b>NAP Grass for Grazing Worksheet</b> ” and the following “File Download” dialog box will be displayed. CLICK “ <b>Open</b> ”.

--\*

\*--NAP Grass for Grazing Worksheet (Continued)

A Accessing and Saving NAP Grass Grazing Worksheet Template (Continued)


Step	Action
3	<p>At the top of the screen, between the toolbar and the window, the following security warning will be displayed; CLICK “Options...”.</p>  <p>The following Microsoft Office Security Options dialog box will be displayed; CLICK “Enable this content” radio button and CLICK “OK”.</p>  <p><b>Note:</b> This step needs to be performed every time the NAP Grass for Grazing Worksheet is opened.</p> <p><b>Warning:</b> Do <b>not</b> attempt to permanently enable Macros because this will make the NAP Grass for Grazing Worksheet unusable and could potentially create a security breach.</p>

--\*



**NAP Grass for Grazing Worksheet (Continued)**

**A Accessing and Saving NAP Grass Grazing Worksheet Template (Continued)**






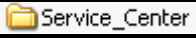

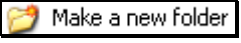

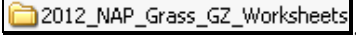
Step	Action
4	<p>Save the document as follows:</p> <ul style="list-style-type: none"> <li>• CLICK “”, scroll down and CLICK “<b>Save As</b>”</li> <li>• CLICK “<b>Excel Macro Enabled Workbook</b>”</li> <li>• navigate to user’s desktop</li> <li>• CLICK “<b>Save</b>”.</li> </ul> <p>By following these steps, the document will be placed on the user’s desktop with an icon. The document will be named, “<b>2012_NAP_Grass_GZ_Worksheets.xlsx</b>”.</p> <p><b>Note:</b> There will be a need for more than 1 NAP Grass for Grazing Worksheet saved to a user’s desktop for the purposes of summarizing multi-county data. For additional NAP Grass for Grazing Worksheet templates, name them as follows:</p> <ul style="list-style-type: none"> <li>•*--“2012_NAP_Grass_GZ_Worksheets.1.xlsx”</li> <li>• “2012_NAP_Grass_GZ_Worksheets.2.xlsx”.--*</li> </ul>

**Note:** The NAP Grass for Grazing Worksheet is for FSA internal use **only** and shall **not** be distributed.

**NAP Grass for Grazing Worksheet (Continued)**

**B Creating a New Folder in Which to Save All NAP Grass for Grazing Worksheets**

Before completing and saving a NAP Grass for Grazing Worksheet for a producer, a new folder will need to be created on the shared (S:\) drive, as follows.


Step	Action
1	<p>Do either of the following:</p> <ul style="list-style-type: none"> <li>• on the desktop, DOUBLE-CLICK “<b>My Computer</b>” </li> <li>• at the bottom left corner of user’s screen, RIGHT-CLICK “<b>Start</b>”  and CLICK “<b>Explore</b>”.</li> </ul>
2	<p>DOUBLE-CLICK “(S:)” drive.</p> <div style="border: 1px solid black; padding: 5px; width: fit-content;"> <p><b>Network Drives</b></p> <ul style="list-style-type: none"> <li> Loretta.Baxa on 'Dcwashing2s615\Fhome\$' (H:)</li> <li> Fshared\$ on 'Dcwashing2s616' (S:)</li> <li> Shareu\$ on 'Dcwashing2s617' (U:)</li> </ul> </div>
3	DOUBLE-CLICK “ <b>Service_Center</b> ”  folder.
4	DOUBLE-CLICK “ <b>FSA</b> ”  folder.
5	CLICK “ <b>Make a new Folder</b> ”  . If this option is not available, right-click in blank white area within the folder window, CLICK “ <b>New</b> ”, and then CLICK “ <b>New Folder</b> ”  .
6	A new folder will be placed in the “S:\Service_Center\FSA” folder, with the default name of “ <b>New Folder</b> ”. The folder needs to be renamed, go to step 7.
7	RIGHT-CLICK, “ <b>New Folder</b> ” and CLICK “ <b>Rename</b> ”.
8	Rename the folder, “ <b>2012_NAP_Grass_GZ_Worksheets</b> ”  .

**\*--Note:** Creating the new “2012\_NAP\_Grass\_GZ\_Worksheets” folder **only needs to be done 1 time at each Service Center**. All NAP Grass for Grazing Worksheets can be saved to this location.

**Important:** The naming format of this folder is **extremely important** for the NAP Grass for Grazing Worksheet “Save” function to operate. Ensure that the folder is named, “2012\_NAP\_Grass\_GZ\_Worksheets”, with the underscore exactly as--\* displayed here.

**\*--NAP Grass for Grazing Worksheet (Continued)**

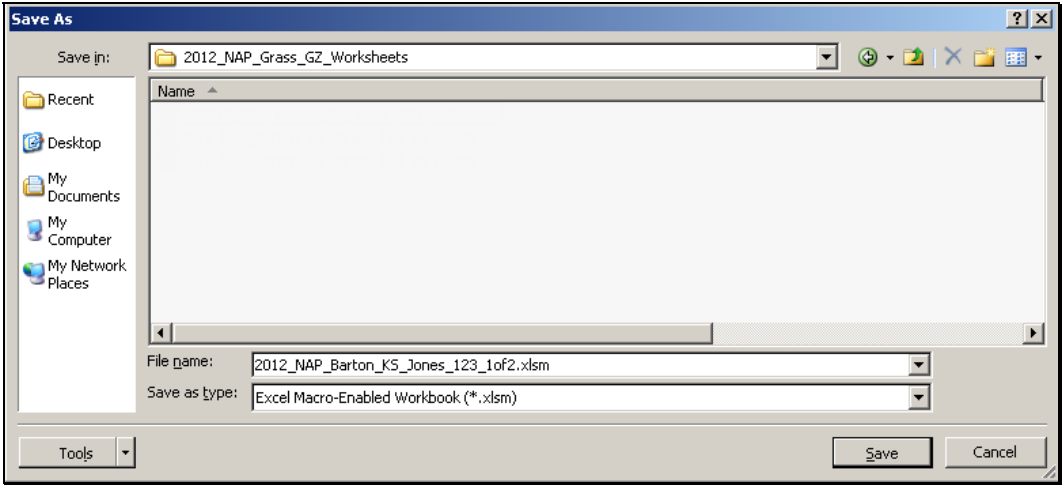
**C Saving a Producer’s NAP Grass for Grazing Worksheet**

<b>Step</b>	<b>Action</b>
1	<ul style="list-style-type: none"> <li>• CLICK “”, scroll down and CLICK “<b>Save As</b>”</li> <li>• CLICK “<b>Excel Macro Enabled Workbook</b>”.</li> </ul>
2	<ul style="list-style-type: none"> <li>• Navigate to “<b>S:\Service Center\FSA\2012_NAP_Grass_GZ_Worksheets.xml</b>”</li> </ul> <p><b>Note:</b> State Offices may create a subfolder if preferred, but the subfolder <b>must</b> be located within <b>S:\Service Center\FSA\</b>.</p> <ul style="list-style-type: none"> <li>• in the “File name:” block, enter the file name as, “<b>NAP_2012_{County name}_{State abbr}_{Producer name}_{Unit number}_{#of#}</b>”</li> </ul> <p><b>Notes:</b> “<b>{County name}</b>” is the name of the county where the unit of grazing land is physically located.</p> <p>“<b>{State abbr}</b>” is the 2-alpha State abbreviation, such as “MD” for Maryland, where the grazing land is physically located for the unit.</p> <p>“<b>{Producer name}</b>” is the name of the producer for which the worksheet is being completed.</p> <p>“<b>{Unit number}</b>” is the unit number for which the worksheet is being completed.</p> <p>“<b>{#of#}</b>” is the worksheet number out of the total number of worksheets completed for a specific producer and unit within a State and county.</p> <p>Multiple worksheets may need to be completed if any of the following situations occur:</p> <ul style="list-style-type: none"> <li>• the producer has interest in more than 4 Federal grazing permits and/or 4 State land leases, or a combination of 4 Federal grazing permits and State land leases</li> <li>• 4 or more carrying capacities exist under the unit</li> <li>• 4 or more farms, tracts, or tracts with 4 different carrying capacities or any combination of the 3 exist.</li> </ul>

--\*

\*--NAP Grass for Grazing Worksheet (Continued)

C Saving a Producer’s NAP Grass for Grazing Worksheet (Continued)

Step	Action
<p>2 (Cntd)</p>	<p><b>Examples:</b> The following naming conventions are examples:</p> <ul style="list-style-type: none"> <li>• 2012_NAP_Barton_KS_Jones_1_1of2</li> <li>• 2012_NAP_Barton_KS_Jones_2_2of2</li> <li>• 2012_NAP_Farmville_AZ_Smith_1_1of3</li> <li>• 2012_NAP_Farmville_AZ_Smith_2_2of3</li> <li>• 2012_NAP_Farmville_AZ_Smith_3_3of3.</li> </ul> <ul style="list-style-type: none"> <li>• from the “Save as type:” drop-down list, menu and select “<b>Excel Macro-Enabled Workbook (*.xism)</b>”</li> <li>• CLICK “<b>Save</b>”.</li> </ul> 
<p>4</p>	<p>Begin entering producer data according to subparagraph D.</p>

--\*

**NAP Grass for Grazing Worksheet (Continued)**

**D Completing NAP Grass for Grazing Worksheet**

Subparagraph 195 H requires adjustments to expected AUD's when stocking rates and/or grazing days under lease arrangements, rental agreements, or permits with grazing arrangements are not consistent with STC-established carrying capacities. Because of the variation in private land, State land lease carrying capacities, plus AU's listed on Federal land grazing permits, most native grass for grazing NAP applications will need to be adjusted. To simplify this requirement, an Excel "NAP Grass for Grazing Worksheet" has been developed to calculate the acres to enter in the NAP Application for Payment software with a carrying capacity of "1" acre/AU.

**It is very important that farms and ranches be constituted properly.** The worksheet is broken down into the following 3 sections, "Federal grazing permits", "State land lease", and "privately owned/leased land".

Item	Instructions
<b>Part A -Top Portion of Worksheet</b>	
1	Enter crop year. This is a <b>required</b> entry. The crop year can be changed to ensure that the payment is calculated using the correct AUD value. See paragraph 773.
2	Enter producer's name. This is a <b>required</b> entry.
3	Enter unit number. This is a <b>required</b> entry.
<b>Part B – Federal Grazing Permits Section</b>	
<p>A permit or lease on Federal lands that includes FS land, Tribal land, BIA land, and BLM land, provides the approved AU's or AUM's that a producer may graze. NAP pays on certified acreage; therefore, adjustments have to be made to allow the NAP Application for Payment software to calculate the payment correctly. Because Federal lands base grazing lands on AU's or AUM's, the worksheet shall be used to convert AU's or AUM's to acres.</p> <p>Each grazing worksheet will accommodate up to 4 Federal grazing permits. If a livestock operation has more than 4 Federal grazing permits, additional worksheets shall be used to extend the number of Federal grazing permits to allow for additional acreage calculations in *--excess of 4. The acreages from each worksheet in item 31, shall be totaled and entered in--* the NAP Application for Payment software according to subparagraph 1757 B on the Grazing and Loss Calculations Screen in the "Planted Acres" field using a carrying capacity of "1" acre/AU. All necessary information needed to compute the acres to be entered in the NAP Application for Payment software can be found on the producer's Federal grazing permit. Since BLM or the FS regulation does not allow subleasing of a Federal grazing permit, each permit must be under the name of the individual or entity making application for payment. The County Office will need to ensure that the beginning and ending grazing period dates include all or part of the grazing year covered by the producer's application for payment. The following information <b>must</b> be entered for each Federal grazing permit in the worksheet to compute the acres to enter in the NAP Application for Payment software.</p> <p><b>Note:</b> See Exhibit 22 for examples and explanations of the calculations performed by the worksheet for the Federal Grazing Permit Section, Part B.</p>	

**NAP Grass for Grazing Worksheet (Continued)**

**D Completing NAP Grass for Grazing Worksheet (Continued)**

Item	Instructions
4	Enter the number of livestock, by kind, from the Federal grazing permit in the appropriate block provided. The livestock kind will indicate whether the livestock covered by the Federal grazing permit are cows (cattle), bulls, horses, sheep, goats, or yearlings. Each kind of livestock represents a different <b>AU number</b> and must be entered correctly to compute the proper payment. If a kind of livestock is not represented on the permit, an entry is not required in that block. Leave the block blank.
5	<p>*--Enter COC-established percent of grazed forage loss for the county in which the land is physically located according to subparagraph 195 I. This is a required entry. The percent--* of loss established by COC shall be entered in the NAP Application for Payment software, on the Grazing “AUD” Loss Calculations Screen, under “COC Loss Factor” according to paragraph 1757.</p> <p><b>Note:</b> If more than 1 percentage of loss is applicable to the unit, then a separate worksheet for each percentage of loss shall be completed.</p> <p><b>Example:</b> Jim Jones’ Unit 1 is physically located in Chaves County, New Mexico, and Eddy County, New Mexico. A separate percentage of loss, based on independent assessment, has been established by each of the respective COC’s. A separate worksheet shall be completed for <b>each</b> percentage of loss, 1 for the land physically located in Chaves County, and 1 for the land physically located in Eddy County.</p>
6	Enter percent of public land (%PL). This is a <b>required</b> entry and can be found on the producer’s bill or Grazing Schedule and Fees Statement.
7	<p>Enter producer’s share. This is a <b>required</b> entry.</p> <p><b>Note:</b> The producer’s share will be displayed in the NAP Application for Payment software, on the Grazing Loss Acreage Screen according to paragraph 1756, when the grazing crop is selected on the Crop Selection Screen.</p>
8	<p>Enter “<b>Non-Use</b>” from the permit, if applicable. “<b>Non-Use</b>” from the permit:</p> <ul style="list-style-type: none"> <li>• shall be entered as AUM’s</li> <li>• can be found on page 2 on the producer’s last quarter billing statement from the Federal Agency</li> <li>• is applicable when the Federal Agency reduces the grazing days under the Federal grazing permit or lease due to drought and the producer does <b>not</b> have to pay the Federal Agency because of a temporary non-use of the permit.</li> </ul> <p><b>Example:</b> Producer has FS grazing permit that allows the producer to graze 212 cows from April 1, 2012, to July 1, 2012, at a rate of \$1.35 per AUM. The final bill shows 149 AUM’s of non-use at a rate of \$1.35 per AUM. 149 AUM’s of non-use shall be entered in item 8.</p>

**\*--NAP Grass for Grazing Worksheet (Continued)**

**D Completing NAP Grass for Grazing Worksheet (Continued)**

Item	Instructions																						
9	<p>Enter Federal Grazing Rate per AUM from the Federal grazing permit or lease. This is a <b>required</b> entry.</p> <p><b>Example:</b> The producer has FS grazing permit that allows the producer to graze 212 cows from 4/1/2012 to 7/1/2012, at a rate of \$1.35 per AUM. The final bill shows 149 AUM's of non-use at a rate of \$1.35 per AUM. \$1.35 per AUM shall be entered in item 9.</p>																						
10	<p>Enter beginning and ending grazing dates for each livestock kind entered on the Federal grazing permit or lease. If more than 1 grazing period is shown on a Federal grazing permit or lease, use a separate Federal grazing permit in the worksheet to enter the different grazing periods.</p> <p><b>Example:</b> Jim's grazing permit allows Jim to graze 100 cows as follows:</p> <table style="margin-left: auto; margin-right: auto;"> <tr> <td style="text-align: right;"><b>From:</b></td> <td style="text-align: left;"><b>To:</b></td> </tr> <tr> <td style="text-align: right;">January 1</td> <td style="text-align: left;">March 31</td> </tr> <tr> <td style="text-align: right;">July 1</td> <td style="text-align: left;">October 31</td> </tr> </table> <p>In this situation, user would have 2 separate entries (2 separate columns) on the worksheet, as follows, for the applicable item numbers:</p> <table style="margin-left: auto; margin-right: auto;"> <tr> <td style="text-align: center;">Federal Permit 1 (Column 1)</td> <td style="text-align: center;">Federal Permit 2 (Column 2)</td> </tr> <tr> <td style="text-align: center;">4. Cows 100</td> <td style="text-align: center;">4. Cows 100</td> </tr> </table> <table style="margin-left: auto; margin-right: auto;"> <tr> <td colspan="2" style="text-align: center;"><b>Grazing Days</b></td> <td colspan="2" style="text-align: center;"><b>Grazing Days</b></td> </tr> <tr> <td style="text-align: right;"><b>From:</b></td> <td style="text-align: left;"><b>To:</b></td> <td style="text-align: right;"><b>From:</b></td> <td style="text-align: left;"><b>To:</b></td> </tr> <tr> <td style="text-align: right;">10. January 1</td> <td style="text-align: left;">March 31</td> <td style="text-align: right;">10. July 1</td> <td style="text-align: left;">October 31</td> </tr> </table>	<b>From:</b>	<b>To:</b>	January 1	March 31	July 1	October 31	Federal Permit 1 (Column 1)	Federal Permit 2 (Column 2)	4. Cows 100	4. Cows 100	<b>Grazing Days</b>		<b>Grazing Days</b>		<b>From:</b>	<b>To:</b>	<b>From:</b>	<b>To:</b>	10. January 1	March 31	10. July 1	October 31
<b>From:</b>	<b>To:</b>																						
January 1	March 31																						
July 1	October 31																						
Federal Permit 1 (Column 1)	Federal Permit 2 (Column 2)																						
4. Cows 100	4. Cows 100																						
<b>Grazing Days</b>		<b>Grazing Days</b>																					
<b>From:</b>	<b>To:</b>	<b>From:</b>	<b>To:</b>																				
10. January 1	March 31	10. July 1	October 31																				
11	<p>Enter NCT approved grazing days for the specific forage type being grazed under the permit in the county. This is a <b>required</b> entry.</p> <p><b>Example:</b> Producer has a BLM permit that allows 200 cows to graze native grass from April 1, 2012, to July 1, 2012. NCT approved grazing days for native grass in the county is 305 days. Enter 305 days in item 11.</p>																						
12	<p>The acreage for each Federal permit is automatically calculated by the worksheet and entered in item 12. The worksheet will also enter the total Federal permit acreage in item 31. The total calculated Federal permit acreage from item 31 shall be entered in the NAP software according to subparagraph 1757 B on the Grazing "AUD" Loss Calculations Screen, in the Carrying Capacity Section, under "Planted Acres" and under "Federal acres with the name of the lessor", using a carrying capacity of "1" acre/AU.</p>																						

--\*

**\*--NAP Grass for Grazing Worksheet (Continued)**

**D Completing NAP Grass for Grazing Worksheet (Continued)**

<b>Part C – State Land Lease Section</b>	
<p>The State Land Lease section is used for computing acres to be entered for State leased land that provides for the number of AU’s or AUM’s that can be grazed. Carrying capacity is expressed in animals allowed per section. The information required to compute acres for entering in the automated system is “acreage” and “carrying capacity”. Each worksheet will accommodate up to 4 State land leases. If a livestock operation has more than 4 State land leases, additional worksheets shall be used to extend the number of State land leases to allow for additional acreage calculations for the State land leases in excess of 4. The acreage from each worksheet shall be totaled and entered using a carrying capacity of “1” acre/AU in the NAP Application for Payment software to compute the livestock operation’s payment. All entries listed below are <b>required</b> entries.</p>	
<p><b>Note:</b> See Exhibit 22 for examples and explanations of the calculations performed by the worksheet for the State Land Lease Section, Part C.</p>	
<b>Item</b>	<b>Instructions</b>
13	Enter State land lease number. This is a <b>required</b> entry.
14	Enter acreage from the State land lease, Exhibit A. This is a <b>required</b> entry.
15	Enter carrying capacity (Acres/Section) associated with the acreage from Exhibit A of the State land lease. This is a <b>required</b> entry.
16	<p>Adjusted acres based on carrying capacity per section will be displayed. The automated worksheet performs the adjusted acres calculation as follows:</p> <p style="text-align: center;">Item 14 ÷ (640 acres ÷ Item 15) = Adjusted Acres.</p> <p><b>Example:</b> State land lease number 20 contains 340 acres with a carrying capacity per section of 10 AU’s.</p> <p style="text-align: center;">340 acres ÷ (640 acres ÷ 10 AU’s) = 5.3125 adjusted acres displayed in item 15.</p>
17	<p>Enter producer’s share from the State land lease. This is a <b>required</b> entry.</p> <p><b>Note:</b> Producer’s share will be displayed in the NAP Application for Payment software, on the Grazing Loss Acreage Screen according to paragraph 1756, when the grazing crop is selected on the Crop Selection Screen.</p>

--\*



**NAP Grass for Grazing Worksheet (Continued)**

**D Completing NAP Grass for Grazing Worksheet (Continued)**

Item	Instructions
18	<p>*--Enter percent of loss established by COC for the county where the State land is physically located according to subparagraph 195 I. This is a <b>required</b> entry. The--* percent of loss established by COC shall be entered in the NAP Application for Payment software, on the Grazing “AUD” Loss Calculations Screen, under “COC Loss Factor”, according to paragraph 1757.</p> <p><b>Note:</b> If more than 1 percentage of loss is applicable to the unit, then a separate worksheet for <b>each</b> percentage of loss shall be completed.</p> <p><b>Example:</b> Jim Jones’ Unit 1 is physically located in Chaves County, New Mexico, and Eddy County, New Mexico. A separate percentage of loss, based on independent assessment, has been established by each of the respective COC’s. A separate worksheet shall be completed for each percentage of loss, 1 for the land physically located in Chaves County, and 1 for the land physically located in Eddy County.</p>
19	<p>The acreage for each State land lease is automatically calculated by the worksheet and displayed in item 19. The worksheet will also enter the total State land lease acreage in item 31. The total calculated State land lease acreage from item 31 shall be entered in the NAP Application for Payment software, on the Grazing “AUD” Loss Calculations Screen, in the Carrying Capacity Section, under “Planted Acres”, “State acres with the name of the lessor”, using a carrying capacity of “1” acre/AU according to subparagraph 1757 B.</p>
<p><b>Part D – Privately Owned/Leased Land Section</b></p> <p>The “Privately Owned/Leased Land” section is used for computing acres to be entered for privately owned/leased land for producers with public lands scattered throughout their private land holdings. This section allows land to be entered by farm number/tract number, producer share, and certified acreage. Acreage can be split to attribute the acreage to the applicable carrying capacity, and start and ending grazing dates, and allows for different grazing days for each State/county. Producer share and approved grazing loss percentage is also included in this section.</p> <p>STC’s have established carrying capacities for privately owned and leased land. Producer’s acreage for each specific carrying capacity <b>must</b> be entered in the following section to compute the acres to enter in the NAP Application for Payment web-based software. This section of the worksheet is broken into 4 sections that can be used to enter data from 4 farms, 4 tracts, or used to enter only 1 tract with several different carrying capacities. The worksheet will accommodate entering data for 4 farms, 4 tracts, or 1 tract with 4 different carrying capacities, or any combination of the 3. The acreage from each worksheet shall be totaled and entered in the NAP Application for Payment software using carrying capacity of each “1” acre/AU to compute the livestock operation’s payment. <b>All</b> of the following entries are <b>required</b>.</p> <p><b>Note:</b> See Exhibit 22 for examples and explanations of the calculations performed by the worksheet for the Privately Owned/Leased Land Section, Part D.</p>	

**\*--NAP Grass for Grazing Worksheet (Continued)**

**D Completing NAP Grass for Grazing Worksheet (Continued)**

<b>Item</b>	<b>Instructions</b>
20	Enter farm and/or tract number, whichever is applicable. This is a <b>required</b> entry.
21	Enter producer's ownership share or share from the lease in the private land. This is a <b>required</b> entry.  <b>Note:</b> Producer's share will be displayed in the NAP Application for Payment software, on the Grazing Loss Acreage Screen according to paragraph 1756, when the grazing crop is selected on the Crop Selection Screen.
22	Enter certified acreage from CARS for privately owned/leased land only. This is a <b>required</b> entry.  <b>Note:</b> The acreage entered should <b>not</b> include Federal or State land.
23	Enter acreage from the tract to be associated to each carrying capacity to be entered in item 25. This is a <b>required</b> entry.
24	Enter percent of loss established by COC for the county where the private land is physically located. This is a <b>required</b> entry. The percent of loss established by COC shall be entered in the NAP Application for Payment software, on the Grazing "AUD" Loss Calculations Screen, under "COC Loss Factor", according to paragraph 1757.  <b>Note:</b> If more than 1 percentage of loss is applicable to the unit, then a separate worksheet for <b>each</b> percentage of loss shall be completed.  <b>Example:</b> Jim Jones' Unit 1 is physically located in Chaves County, New Mexico, and Eddy County, New Mexico. A separate percentage of loss, based on independent assessment, has been established by each of the respective COC's. A separate worksheet shall be completed for <b>each</b> percentage of loss, 1 for the land physically located in Chaves County, and 1 for the land physically located in Eddy County.
25	Enter carrying capacity associated with the acreage entered in item 23. This is a <b>required</b> entry.

--\*

**\*--NAP Grass for Grazing Worksheet (Continued)**

**D Completing NAP Grass for Grazing Worksheet (Continued)**

<b>Item</b>	<b>Instructions</b>
26	<p>Enter date grazing begins. This is a <b>required</b> entry.</p> <p>The coverage period for biennial and perennial forage crops for grazing begins the later of:</p> <ul style="list-style-type: none"> <li>• 30 calendar days after the application closing date</li> <li>• date following the normal harvest date of the previous crop year</li> <li>• beginning date of the lease.</li> </ul> <p>The coverage period for warm and cool season forage crops intended for grazing begins the later of:</p> <ul style="list-style-type: none"> <li>• 30 calendar days after the application closing date</li> <li>• beginning date of the designated grazing period</li> <li>• beginning date of the lease.</li> </ul>
27	<p>Enter date grazing ends. This is a <b>required</b> entry.</p> <p>The coverage period for biennial and perennial forage crops intended for grazing ends the earlier of:</p> <ul style="list-style-type: none"> <li>• normal harvest date</li> <li>• date the lease ends.</li> </ul> <p>The coverage period for warm and cool season forage crops intended for grazing ends the earlier of:</p> <ul style="list-style-type: none"> <li>• end of the designated grazing period</li> <li>• date the lease ends.</li> </ul>
28	Grazing days will be displayed in item 28. The worksheet calculates the grazing days based on the start and ending grazing days entered in items 26 and 27.
29	Calculated AUD's will be displayed in item 29. The worksheet calculates AUD's.
30	Acreage for each privately owned/leased land is automatically calculated by the worksheet and displayed in item 30. The worksheet will enter the total privately owned/leased land acreage in item 31. The total calculated privately owned/leased acreage from item 31 shall be entered in the NAP Application for Payment software ,on the Grazing "AUD" Loss Calculations Screen, in the Carrying Capacity Section, under "Planted Acres" and "private/leased acres", with the name of the lessor using a carrying capacity of "1" acre/AU according to subparagraph 1757 B.

--\*

**\*--NAP Grass for Grazing Worksheet (Continued)**

**D Completing NAP Grass for Grazing Worksheet (Continued)**

<b>Item</b>	<b>Instructions</b>
31	Total Federal permit, State land lease, and privately owned/leased acreage from items 12, 19, and 30, respectively, will automatically be totaled and entered in item 31. This total shall also be entered in the NAP Application for Payment software, on the Grazing “AUD” Loss Calculations Screen, in the Carrying Capacity Section, under “planted acres”, according to subparagraph 1757 B.
32	Worksheet calculates the NAP payment amount based on the acres in item 30 using a carrying capacity “1” acre/AU.
33	Preparer of “NAP Grass for Grazing Worksheet” shall initial and date that the entries on the “NAP Grass for Grazing Worksheet” are correct and that the following have been entered correctly in the NAP Application for Payment software: <ul style="list-style-type: none"> <li>• applicable acreages in items 12, 19, 30, and 31</li> <li>• percent of loss established by COC for the county where the Federal land, State land, and/or private land are physically located.</li> </ul>
34	Second party review shall be conducted. Second party conducting review shall initial and date <b>after</b> review is complete indicating that the entries on the “NAP Grass for Grazing Worksheet” are correct and that the following have been entered correctly by the preparer in the NAP Application for Payment software: <ul style="list-style-type: none"> <li>• applicable acreages in items 12, 19, 30, and 31</li> <li>• percent of loss established by COC for the county where the Federal land, State land, and/or private land are physically located.</li> </ul>

--\*





**\*--Examples and Explanations of NAP Grass for Grazing Worksheet Calculations**

**A Overview**

This exhibit provides examples and explains the calculations performed in each section of the NAP Grass for Grazing Worksheet (Exhibit 21, subparagraph B).

**B Section A**

Section A allows users to enter the producer’s name, crop year, and unit number. The crop year can be changed to allow selecting the appropriate year’s AUD payment rate (paragraph 773).

“Total Acres” from Sections B, C, and D are combined and displayed in item 31 for entry into the NAP automated software using a carrying capacity of “1” acre/AU. The item 31 entry shall be entered in the automated software according to subparagraph 1757 B under the “Planted Acres” field with a carrying capacity of “1” acre/AU.

The calculated payment is displayed in item 32, as follows.

<b>1. Crop Year:</b>	2012	<b>3. Unit Number</b>	<b>31. Total Acres to Enter in NAP Software Using CC 1</b>	<b>32. Payment</b>
<b>2. Producer:</b>	John Doe	1	63.95	\$2,964

**C Section B, “Federal Grazing Permit Section”**

Federal grazing permits or leases include FS, Tribal, BIA, and BLM lands which provide the number of AU’s or AUM’s the producer may graze. NAP pays for grazed forage losses on certified acreage; therefore, an adjustment must be made to allow for the NAP software to calculate the payment correctly. The calculations in the following examples show how the NAP Grass for Grazing Worksheet converts AU’s or AUM’s to acres to enter into the NAP automated software using a carrying capacity of “1” acre/AU.

**Example 1:** Producer has FS permit that allows 212 cattle to graze from April 1, 2012, to July 1, 2012. There is not a deduction for non-use and the percent of public land is 100%. The grazing period for native grass in the county is 305 days. The county grazing percent of loss approved by COC is 75%.

$$212 \text{ cattle} \times 92 \text{ grazing days} = 19,504 \text{ AUD's} \div 305 \text{ (NCT approved grazing days)} = 63.95 \text{ acres.}$$

**Note:** 63.95 acres will be automatically calculated and entered in items 12 and 31. The acres in item 31 **shall be entered in the NAP software according to subparagraph 1757 B** on the Grazing AUD Loss Calculations Screen in the “Planted Acres” field and in the “Federal” acres field with the name of the lessor using a carrying capacity of “1” acre/AU, for example BLM, FS, etc.--\*

**\*--Examples and Explanations of NAP Grass for Grazing Worksheet Calculations (Continued)**

**C Section B, “Federal Grazing Permit Section” (Continued)**

**Non-Use:** Federal Agencies may reduce the dollar amount a producer pays for non-use of the permit or reduced AUM’s on the permit because of drought, etc. When non-use AUM’s are entered in item 8 and the Federal Grazing Rate per AUM is entered in item 9, the “Non-use” section of the Grass for Grazing Worksheet calculates the amount the producer did not pay the Federal Agency and converts it into AUD’s.

The non-use payment reduction is converted into AUD’s by the NAP Grass for Grazing Worksheet as follows:

Number of AUM’s of non-use (Federal Agency last quarter billing statement to producer) x Federal grazing rate per AUM (as provided in the permit) divided by .55 (established NAP payment level, subparagraph 1276 B) divided by \$1.1053 (2012 AUD price, subparagraph 773 E) equals AUD’s of non-use reduction. See subparagraph 773 E for the applicable crop year rate.

**Example 2:** Producer has FS permit that allows him to graze 212 cows from April 1, 2012, to July 1, 2012. COC-established percent of grazed forage loss for the county is 75 percent. The grazing period for native grass in the county is 305 days. The producer’s final bill shows 149 AUM’s of non-use. The Federal grazing rate is \$1.35 per AUM.

149 AUM’s non-use x \$1.35 (Federal grazing rate per AUM from FS bill) = \$201.15 (amount the producer was **not** required to pay).

To convert the \$201.15 payment reduction into AUD’s:

$\$201 \text{ (non-use payment reduction in dollars)} \div .55 \text{ (NAP established payment level, subparagraph 1276 B)} \div \$1.1053 \text{ (2012 AUD price)} = \mathbf{330.64 \text{ AUD's non-use reduction.}}$

212 cows (AU’s) x 92 grazing days = 19,504 AUD’s - 331 AUD’s of non-use reduction = 19,173 AUD’s for NAP payment  $\div$  305 (NCT approved grazing days) = 62.86 acres to enter in NAP software using carrying capacity of “1” acre/AU.

**Note:** 62.86 acres will be automatically calculated and entered in items 12 and 31. Acres in item 31 **shall be entered in the NAP software according to subparagraph 1757 B** on the Grazing AUD Loss Calculations Screen in the “Planted Acres” field and in the “Federal” acres field with the name of the lessor using a carrying capacity of “1” acre/AU, for example BLM, FS, etc.--\*



**\*--Examples and Explanations of NAP Grass for Grazing Worksheet Calculations (Continued)**

**C Section B, “Federal Grazing Permit Section” (Continued)**

**Percent of Public Land:** In some cases, but **not** all, Federal property will be scattered throughout the producer’s private land. When a producer owns or leases property within Federal property, it is called base property (private ranch). Because private land includes Federal property, the producer has to apply to the Federal Agency for using grazing privileges associated with that property. The Federal Agency only controls Federal land, not the private or State land associated with the lease or permit. The Federal Agency controls their land by assigning AU’s on the Federal Lease/Permit and multiplying that times the percent of public land.

The percent of public land is calculated by the NAP Grass for Grazing Worksheet as follows.

**Example 3:** Producer has BLM lease that contains private land. Producer is allowed to graze 212 cows from April 1, 2012, to July 1, 2012 (92 grazing days). The county’s normal grazing period for native pasture is 305 days. The percent of public land on the producer’s final bill or Grazing Schedule and Fees Statement is 86 percent. The COC established percent of grazed forage loss for county is 75 percent.

$212 \text{ cows} \times 92 \text{ grazing days} = 19,504 \text{ AUD's}$

$19,504 \text{ AUD's} \div 305 \text{ (NCT approved grazing days)} = 63.95 \text{ Acres}$

$63.95 \text{ Acres} \times 86\% \text{ PL (as stated on final bill)} = 54.99 \text{ acres to enter in the NAP software using a carrying capacity of “1” acre/AU.}$

**Note:** 54.99 acres will be automatically calculated and entered in items 12 and 31. Acres in item 31 **shall be entered in the NAP software according to subparagraph 1757 B** on the Grazing AUD Loss Calculations Screen in the “Planted Acres” field and in the “Federal” acres field with the name of the lessor using a carrying capacity of “1” acre/AU, for example BLM, FS, etc.--\*

**\*--Examples and Explanations of NAP Grass for Grazing Worksheet Calculations (Continued)**

**C Section B, “Federal Grazing Permit Section” (Continued)**

Federal Permit:

- #1 displays entries from Example 1
- #2 displays entries from Example 2
- #3 displays entries from Example 3.

**B. Federal Grazing Permits Section**

	Federal Permit #1		Federal Permit #2		Federal Permit #3	
	<b>4. Cows</b>	212	<b>4. Cows</b>	212	<b>4. Cows</b>	212
	<b>4. Bulls</b>		<b>4. Bulls</b>		<b>4. Bulls</b>	
	<b>4. Horses</b>		<b>4. Horses</b>		<b>4. Horses</b>	
	<b>4. Sheep</b>		<b>4. Sheep</b>		<b>4. Sheep</b>	
	<b>4. Goats</b>		<b>4. Goats</b>		<b>4. Goats</b>	
	<b>4. Yearlings</b>		<b>4. Yearlings</b>		<b>4. Yearlings</b>	
	<b>5. % Loss</b>	75%	<b>5. % Loss</b>	75%	<b>5. % Loss</b>	75%
	<b>6. % PL</b>	100%	<b>6. % PL</b>	100%	<b>6. % PL</b>	86%
	<b>7. Share</b>	100%	<b>7. Share</b>	100%	<b>7. Share</b>	100%
	<b>8. Non-use</b>		<b>8. Non-use</b>	149	<b>8. Non-use</b>	
	<b>9. Fed Gz Rate</b>	1.35	<b>9. Fed Gz Rate</b>	1.35	<b>9. Fed Gz Rate</b>	1.35
	<b>Grazing Days</b>		<b>Grazing Days</b>		<b>Grazing Days</b>	
	<b>From</b>	<b>To</b>	<b>From</b>	<b>To</b>	<b>From</b>	<b>To</b>
<b>10. Cows</b>	4/1/2012	7/1/2012	4/1/2012	7/1/2012	4/1/2012	7/1/2012
<b>10. Bulls</b>						
<b>10. Horses</b>						
<b>10. Sheep</b>						
<b>10. Goats</b>						
<b>10. Yearlings</b>						
<b>11. NCT Grazing Days</b>						
	<b>12. Acres to Enter:</b>	<b>63.95</b>	<b>12. Acres to Enter:</b>	<b>62.86</b>	<b>12. Acres to Enter:</b>	<b>54.99</b>

--\*

**\*--Examples and Explanations of NAP Grass for Grazing Worksheet Calculations (Continued)**

**D Section C, “State Land Lease Section”**

The State land lease carrying capacity is based on 640 acres (1 section) of year round grazing in the NAP Grass for Grazing Worksheet. The example below shows how the NAP Grass for Grazing Worksheet calculates State Land Lease acreage.

**Example.**

State Lease #	Acres in Lease	Carrying Capacity per Section
20	340.0	10 AU’s
16	640.0	8 AU’s

State Lease #20: 640 acres per section ÷ 10 AU’s per section = 64 acre/AU.  
340 acres in lease ÷ 64 acre/AU = 5.313 acres to enter in NAP software using a carrying capacity of “1” acre/AU.

State Lease #16: 640 acres per section ÷ 8 AU’s per section = 80.0 acres/AU.  
640 acres in lease ÷ 80.0 acre/AU = 8.0 acres to enter in NAP software using a carrying capacity of “1” acre/AU.

COC established percent of grazed forage loss for county is 75 percent.

Actual Carrying Capacity for State Land			Actual Carrying Capacity for State Land			Actual Carrying Capacity for State Land		
<b>13. Lease No.</b>	20 & 16		<b>13. Lease No.</b>			<b>13. Lease No.</b>		
14. Acres	15. AU/Sec.	16. Adjusted Acres	14. Acres	15. AU/Sec.	16. Adjusted Acres	14. Acres	15. AU/Sec.	16. Adjusted Acres
340	10	5.3125			0			0
640	8	8			0			0
		0			0			0
		13.3125	0		0	0		0
<b>19. Acres to Enter</b>	<b>13</b>		<b>19. Acres to Enter</b>	<b>0</b>		<b>19. Acres to Enter</b>	<b>0</b>	
<b>17. Share</b>	100		<b>17. Share</b>	100		<b>17. Share</b>	1	
<b>18. % Loss</b>	75%		<b>18. % Loss</b>	0%		<b>18. % Loss</b>	0%	

**Note:** 13.00 acres will be automatically calculated and entered in items 19 and 31. Acres in item 31 shall be entered in the NAP software according to subparagraph 1757 B on the Grazing AUD Loss Calculations Screen in the “Planted Acres” field and in the “State” acres field with the name of the lessor using a carrying capacity of “1” acre/AU, for example, State Land Office, etc.--\*

**\*--Examples and Explanations of NAP Grass for Grazing Worksheet Calculations (Continued)**

**E Section D, “Privately Owned and Leased Land Section”**

The example in this section shows how the NAP Grass for Grazing Worksheet calculates the acreage to enter in the automated software for a carrying capacity of “1” acre/AU for privately owned and/or leased land for producers with public lands scattered throughout their private land holdings.

**Example:** Producer has public lands scattered throughout her private land holdings. The producer reports 1500.0 acres of native pasture intended for grazing in CARS. The producer’s carrying capacities and grazing days for the native pasture are as follows:

- 500.0 acres native pasture, 64 acre/AU carrying capacity, 365 grazing days
- 500.0 acres native pasture, 64 acre/AU carrying capacity, 185 grazing days
- 250.0 acres native pasture, 90 acre/AU carrying capacity, 365 grazing days
- 250.0 acres native pasture, 58 acre/AU carrying capacity, 365 grazing days.

The calculations to determine the acres to enter into the automated system as a carrying capacity of “1” acre/AU are as follows:

- 500.0 acres ÷ 64 acre/AU = 7.8125 acres
- 500.0 acres ÷ 64 acre/AU = 7.8125 acres ÷ 365 NCT grazing days = 0.0214 AU’s per day x 185 days = 3.96 acres
- 250.0 acres ÷ 90 acre/AU = 2.778 acres
- 250.0 acres ÷ 58 acre/AU = 4.3103 acres.

The following worksheet displays the entries required to obtain the acres to enter in the NAP software for this example of a producer with public lands scattered throughout her private land holdings.

20. Farm Number	21. Pro-ducer Share	22. Certified Acreage	23. Acreage per Carrying Capacity	24. % of Loss	25. Carrying Capacity	26. Start Grazing Days	27. End Grazing Days	28. Grazing Days	29. AUD’s	30. Acres to Enter
1	100%	1500.0	500.0	75	64	1/1/2012	12/31/2012	366	285,938	7.83
			500.0		64	3/1/2012	9/1/2012	185	144,531	3.96
			250.0		90	1/1/2012	12/31/2012	366	101,667	2.79
			250.0		58	1/1/2012	12/31/2012	366	157,759	4.32
<b>Total</b>										<b>18.9</b>

**Note:** 18.9 acres will be automatically calculated and entered in items 30 and 31. Acres in item 31 **shall be entered in the NAP software according to subparagraph 1757 B** on the Grazing AUD Loss Calculations Screen in the “Planted Acres” field and in the “Private/Leased” acres field with the name of the lessor using a carrying capacity of “1” acre/AU, for example, Juan Valdez.--\*

CCC-452 Manual, NAP Actual Production History and Approved Yield Record

**A Completing CCC-452 Manual**

CCC-452 Manual shall only be used in those instances where APH cannot be calculated electronically.

COC may delegate, in writing, to CED and program technicians the authority to complete and sign CCC-452 Manual.

Item	Instructions
1	Enter crop year for which production history is being provided.
2	Enter unit number for which production history is being provided.
3A through 3C	*--Enter names, telephone numbers, and ID numbers (last 4 digits) for up to--* 5 individuals on the unit. If more than 5 individuals are on the unit, continue the information in item 29.
4	Check appropriate box indicating whether a spot check is required.
5A and 5B	Enter County Office name and the State and county codes.
6	Enter crop name.  <b>Example:</b> Pears.
7	Enter crop type.  <b>Example:</b> Bartlett.
8	*--Enter planting period.--*
9	Enter either of the following:  <ul style="list-style-type: none"> <li>• “I” for irrigated</li> <li>• “N” for nonirrigated.</li> </ul>
10	Enter intended use for the crop.  <b>Example:</b> Fresh.
11	Enter unit of measure for the crop.  <b>Example:</b> Pounds.

CCC-452 Manual, NAP Actual Production History and Approved Yield Record (Continued)

A Completing CCC-452 Manual (Continued)

Item	Instructions
12	Check appropriate box indicating whether yield limitation rules apply.
13	Enter county-expected yield or T-yield.
	<b>Items 14 through 14C are for COC representative use only, if applicable.</b>
14A	Enter adjusted T-yield determined according to subparagraph 260 C.
14B	Enter applicable reason code for the adjusted T-yield.
14C	Enter date of the COC or STC minutes that document the determination for the adjusted T-yield.
15	Enter APH crop year.
16	Check appropriate box indicating whether the crop in item 6 was affected by an eligible disaster during the crop year in item 15.
17	Enter number of planted acres for the crop in item 6 for the crop year in item 15.
18	Enter actual production for the crop in item 6 during the crop year in item 15.
19	Enter code for record type as indicated in <u>1</u> /.
	<b>Items 20 through 28 are for COC representative use only, if applicable.</b>
20	Calculate yield by dividing item 18 by item 17. If applicable, change the yield based on the yield type code entered in item 21 and handbook procedure.
21	Enter code for the yield type as indicated in <u>2</u> /.
22	Total all yields in item 20.
23	Enter number of APH crop years, with a minimum of 4.
24	Calculate yield by dividing item 22 by item 23.
25	Enter prior approved yield.
26	ENTER “.90”.
27	<b>*--Calculate the yield cup by multiplying item 25 by item 26.--*</b>
28	If item 12 is: <ul style="list-style-type: none"> <li>• “YES”, enter the higher of item 24 or item 27</li> <li>• “NO”, enter the amount from item 24.</li> </ul>
29	Use this area as needed to continue or explain information in other items on CCC-452 Manual.
30A and 30B	The producer representing the unit shall sign and date.  <b>*--Note:</b> If producer refuses to sign, notate reason for refusal in item 29. COC representative shall sign and date in item 31A and 31B.
31A and 31B	The COC representative shall sign and date.  <b>Note:</b> COC representative shall sign and date even if producer refuses to sign.
31C	Enter County Office information.--*



CCC-452 Manual, NAP Actual Production History and Approved Yield Record (Continued)

B Example of CCC-452 Manual (Continued)

\*--

CCC-452 Manual (07-14-08) Page 2		
<b>PART E - REMARKS AND ACTUAL INFORMATION</b>		
29. REMARKS:		
<p><i>NOTE: The following statement is made in accordance with the Privacy Act of 1974 (5 USC 552a) and the Paperwork Reduction Act of 1995, as amended. The authority for requesting the following information is the Agricultural Act of 1996, as amended, the Commodity Credit Corporation Charter Act, the regulations promulgated thereunder (7 CFR Part 1437), and the Internal Revenue Code (26 USC 6109). The requested information is necessary for CCC to consider and process a request for assistance under the Noninsured Crop Disaster Assistance Program and to assist in determining eligibility. Furnishing the requested information is voluntary; however, failure to furnish correct information will result in rejection of the request. This information may be provided to other agencies, IRS, Department of Justice, or other State and Federal law enforcement agencies, and in response to a court magistrate or administrative tribunal. The provisions of criminal and civil fraud statutes, including 18 USC 286, 287, 371, 641, 651, 1001; 15 USC 714m; and 31 USC 3729, may be applicable to the information provided.</i></p> <p><i>According to the Paperwork Reduction Act of 1995, an agency may not conduct or sponsor, and a person is not required to respond to, a collection of information unless it displays a valid OMB control number. The valid OMB control number for this information collection is 0560-0175. The time required to complete this information collection is estimated to average 5 minutes per response, including the time for reviewing instructions, searching existing data sources, gathering and maintaining the data needed, and completing and reviewing the collection of information. RETURN THIS COMPLETED FORM TO YOUR COUNTY FSA OFFICE.</i></p>		
<b>PART F - PRODUCER'S CERTIFICATION</b>		
I hereby certify that the information included on this form includes a complete and accurate record of actual record of actual production history. The actual production history is accurately identified to the unit, crop and crop years shown. I understand that the information on this form may be spot checked and failure to certify accurately may result in a loss of program benefits. Additionally, I direct the purchaser, warehouse operator, ginner, or any person who otherwise stores or purchases crop production identified on this form to disclose those storage or purchase records of the identified crop to USDA representatives of the purpose of verification of production. I understand that the payment yield may be different than the approved yield if the unit acreage increases or plant density changes.		
30A. Signature of Producer	30B. Date (MM-DD-YYYY)	
<i>/s/ Brian Jones</i>	07/10/2008	
31A. Signature of COC Representative	31B. Date (MM-DD-YYYY)	31C. County FSA Office Name and Address
<i>/s/ Elizabeth Smith</i>	07/10/2008	Able County FSA Office 1520 Kansas Avenue Great Bend, KS 67530 Telephone No. (Include Area Code): 555-111-1313
<p><i>The U.S. Department of Agriculture (USDA) prohibits discrimination in all its programs and activities on the basis of race, color, national origin, age, disability, and where applicable, sex, marital status, familial status, parental status, religion, sexual orientation, genetic information, political beliefs, reprisal, or because all or part of an individual's income is derived from any public assistance program. (Not all prohibited bases apply to all programs.) Persons with disabilities who require alternative means for communication of program information (Braille, large print, audiotape, etc.) should contact USDA's TARGET Center at (202) 720-2600 (voice and TDD). To file a complaint of discrimination, write to USDA, Director, Office of Civil Rights, 1400 Independence Avenue, S.W., Washington, D.C. 20250-9410, or call (800) 795-3272 (voice) or (202) 720-6382 (TDD). USDA is an equal opportunity provider and employer.</i></p>		

--\*



**Abbreviations for CCC-576 and CCC-576-1**

---

**A**

**Completing  
CCC-576**

\*--Complete CCC-576, columns 33, 35, and 36 according to abbreviations in--\*  
these tables.

Stage	Explanation
NR	Acreage not replanted or not qualifying for a replant payment.
ABA	Acreage abandoned without consent, damaged solely by ineligible event, or the applicant failed to provide acceptable records of production.
WOC	Acreage put to other use without consent, such as replant, pastured, etc.
H	Harvested acreage.
UH	Unharvested acreage, or put to other use with consent.
NP	Acreage eligible for prevented planting * * *.

Intended or Final Use Abbreviation	Intended or Final Use Name
BF	Broodfish
CN	Canning
CR	Crop residue
DE	Dry edible
DS	Destroyed without benefit
EG	Eggs
FD	Fodder
FF	Fish food
FG	Foraging
FH	Fresh
FN	Fingerlings

Continued on the next page

**Abbreviations for CCC-576 and CCC-576-1 (Continued)**

---

**A**  
**Completing**  
**CCC-576**  
**(Continued)**

Intended or Final Use Abbreviation	Intended or Final Use Name
FZ	Freezing
GC	Green chopped
GM	Green manure
GN	Greens
GP	Green peanuts
GR	Grain
GZ	Grazing
HG	Haylage
HP	Hogged peanuts
* * *	* * *
JU	Juice
LS	Left standing
LV	Leaves
MI	Molasses
NP	Nut peanuts
OL	Oil
PP	Processing for pellets
PR	Processed

---

Continued on the next page

Abbreviations for CCC-576 and CCC-576-1 (Continued)

---

A  
Completing  
CCC-576  
(Continued)

Intended or Final Use Abbreviation	Intended or Final Use Name
RS	Root stock
RT	Root
SD	Seed
SE	Sets
SG	Silage
SK	Stockers
SO	Sod
ST	Storage

---



**Instructions for Completing CCC-576-1**

**A**

**Completing  
CCC-576-1**

Complete CCC-576-1 according to this table.

Item	Action
<p><b>Part A - General Information</b> This part is to be completed by County Office.</p>	
1	Enter County Office name, address, and telephone number.
2A	<p>Enter NAP unit number and applicable planting period.</p> <p><b>Example:</b> Unit #1. Planting Period #3.</p> <p>See paragraph 28 for the definition of NAP unit and paragraph 178 for defining planting periods.</p>
2B	<p>Enter NAP application number.</p> <p>The County Office shall maintain a register of NAP application numbers. The register will begin with number 000001 for each crop year. At a minimum, the register will contain the application number, unit number, producer's name, and date the notice of loss was filed. The same application number will be used for each notice of loss filed for a specific unit.</p>
3	Enter the name and address of producer associated with unit who is providing the notice of loss.
4	For the producer identified in item 3, enter the producer's telephone number (including area code). Enter e-mail address of applicant, if available.
5	Enter the farm numbers associated with unit.
6	Enter crop, type or variety, that suffered loss as result of disaster event. Use a separate CCC-576-1 for each type or variety of crop affected by disaster.
<p><b>Part B - Appraisal or Report of Production</b> This part is to be completed by LA or FSA representative.</p>	
7	Enter tract identification from photocopy or sketch map.
8	Enter field identification from FSA-578 and attach photocopy or sketch map.
9	Enter the number of preliminary appraised acres, in tenths, when producer requests release to put crop to another use. Determine acres, if applicable, when boundaries may not be determined later.

Continued on the next page

Instructions for Completing CCC-576-1 (Continued)

A  
Completing  
CCC-576-1  
(Continued)

Item	Action	
10	<b>FOR...</b>	<b>ENTER...</b>
	yield-based crops	the final acres associated with the type/variety, practice, and stage
	maple sap	the total number of taps
	honey	the total number of colonies
	Identify field on aerial photocopy. <u>Final acres</u> may be measured acres obtained through FSA measurement service as requested by producer or during FSA spot check of producer's certified acres, or acres certified and signed by the producer on CCC-576. The LA or FSA representative shall review whether the reported crop acreage appears to be accurate. If crop acreage appears to be more than 5 percent different than reported crop acreage, the acreage shall be determined. See paragraph 154.	
11	Enter practice, such as "I" for irrigated and "NI" for nonirrigated.	
12	Enter the stage abbreviations according to Exhibit 41, such as: <ul style="list-style-type: none"> <li>• H - Harvested</li> <li>• UH - Unharvested</li> <li>• NP - Acreage eligible for prevented planting that was not planted to any crop intended for harvest in the same crop year.</li> </ul>	

Continued on the next page

**Instructions for Completing CCC-576-1 (Continued)**

---

**A  
Completing  
CCC-576-1  
(Continued)**

<b>Item</b>	<b>Action</b>
13	Enter intended use from abbreviations in Exhibit 41.
14	Enter per acre appraisal in bushels, pounds, cwt, or tons. Obtain information from appropriate appraisal worksheet.
15	Enter potential production that is the result of multiplying each row of column 10 times each row in column 14.
16	Enter ineligible causes of loss according to subparagraph 21 B, if applicable.
17	Enter the amount of production loss attributable to the ineligible cause(s) identified in item 16.
18	Enter total acres, to tenths, from all rows of column 10.
19	Enter total potential production from all rows of column 15.
20	Enter total production loss attributable to ineligible causes of loss from all rows of column 17.
<p><b>Note:</b> County Offices shall continue to determine losses using current RMA or State Office loss adjustment procedure. Transfer any appropriate information to CCC-576 for processing the individual's application for payment.</p>	
21	Enter bin number for farm stored commodity. For off-farm stored commodities, attach copies of warehouse receipts, etc., and enter data in subsequent rows, as appropriate. For the quantity of current crop year production fed to the producer's livestock, used as seed on the producer's farm, and sold, attach documentary evidence, that is, feeding records, planting records, etc., or copies of sales documents, etc., and enter data in subsequent rows, as appropriate.

---

Continued on the next page

**Instructions for Completing CCC-576-1 (Continued)**

---

**A  
Completing  
CCC-576-1  
(Continued)**

Item	Action
22	Enter internal length measurement in feet, to tenths, of structural space occupied by crop, if rectangular or square. Enter diameter, if round.
23	Enter internal width measurement in feet, to tenths, of structural space occupied by crop, if rectangular or square. Enter RND if round.
24	Enter internal depth in feet, to tenths, of structural space occupied by crop.
25	Enter cubic feet deduction, to tenths, for vents, crossties, etc.
26	Enter shelled, ear, or ground silage, or other, if applicable.
27	Enter gross production. Gross production is total production determined by measurement before applying adjustments or any factors, such as percent of shell or sugar, percent of moisture, test weight, percent of dockage, or other production not to count. Obtain gross production for the unit from the summary and/or settlement sheets, if needed.
28	Enter shelling percentage factor for ear corn, rounded to whole percent. Leave blank if not applicable.
29	Enter 4 place factor from grain moisture chart, if applicable.
30	Enter 3 place factor from test weight chart, if applicable. Enter test weight only when storage structure measurements were entered in whole pounds or pounds to tenths after any foreign material is removed. If factor from test weight chart is not applicable, enter the result of dividing the actual test weight by the standard test weight (ear corn must be shelled for sample) to 3 decimal places. For corn silage, divide the actual test weight by 12. Refer to Loss Adjuster's Handbook.

---

Continued on the next page



Instructions for Completing CCC-576-1(Continued)

A  
Completing  
CCC-576-1  
(Continued)

Item	Action
31	Enter dockage percentage, as applicable.
32	<p>Enter production <b>not</b> to count, <b>when acceptable records identifying such production are available</b>. Refer to paragraph:</p> <ul style="list-style-type: none"> <li>• 174 on secondary use</li> <li>• 327 on commingled production</li> <li>• 333 on salvage value.</li> </ul> <p><b>Examples:</b></p> <ul style="list-style-type: none"> <li>• 50 acres reported with an intended use of oat grain. Producer suffers disaster and reports a loss. Producer elects to harvest oats as hay and harvest 50 tons of hay. Enter the 50 tons of hay harvested as production not to count. The actual hay value will be deducted from the unit's gross NAP payment according to subparagraph 174 C.</li> <li>• 10 acres of apples reported with an intended use of fresh. Because of freeze, apples are unmarketable as fresh or processed. Neighbor pays the producer \$500 for 1,000 bushels of apples to be fed as hog feed. Enter 1,000 bushels as production not to count. The salvage value received for this crop shall be deducted from the NAP payment calculated for the crop of the commodity according to paragraph 333.</li> </ul> <p>Enter any commingled production not to count when supporting documents are available and the unit production of a commodity is a matter of record before commingling according to paragraph 327.</p>
33	After calculating any adjustments indicated in items 28 through 31, enter production to count.
34	Enter the total harvested production (total of all entries in column 33).

Continued on the next page

Instructions for Completing CCC-576-1 (Continued)

---

A  
Completing  
CCC-576-1  
(Continued)

Item	Action
35	Enter the net production to count for the unit (totals of item 19 plus item 20 plus item 34).
<b>Part C - Certification by LA or FSA Representative</b>	
36	Enter signature, date signed, and code number of LA or FSA representative completing inspection/appraisal.
37	Enter signature, date signed, and code number of LA or FSA representative completing subsequent inspection/appraisal.
38	<p>Enter signature(s) of producer and date(s) signed.</p> <p><b>Notes:</b> The date signed by the producer must be the same or later than the date signed by LA or FSA representative.</p> <p>*--Signature by the producer or legal representative constitutes written agreement with Parts A and B for the commodity(ies) and unit(s) shown.--*</p>

---

Continued on the next page

Instructions for Completing CCC-576-1 (Continued)

**B**  
**Example of**  
**CCC-576-1**

This is an example of CCC-576-1.  
\*--

This form is available electronically. Form Approved - CMB No. 0560-0175

<b>CCC-576-1 U.S. DEPARTMENT OF AGRICULTURE</b> (07-11-03) Commodity Credit Corporation  <b>APPRAISAL/PRODUCTION REPORT NONINSURED CROP DISASTER ASSISTANCE PROGRAM</b>		<b>PART A - GENERAL INFORMATION (To be completed by County Office)</b> 1. COUNTY FSA OFFICE NAME & ADDRESS (include Zip Code) Your County FSA Office 1234 Elm Street Everytown, USA 12345-6789  TELEPHONE NO. (include Area Code): 090-123-4567 4A. TELEPHONE NO. (include Area Code): 123 456 7800  4B. E-MAIL ADDRESS:	
3. PRODUCER'S NAME AND ADDRESS (include street, city, State and Zip Code) John and Jane Doe My Lane Any Place, USA 12345-6789		2A. NAP UNIT NO. 1 RR 3  2B. NAP APPLICATION NO. 000001  5. FARM NO.'S ASSOCIATED WITH UNIT 678 9874  6. CROP (BY TYPE OR VARIETY OF CROP) Cabbage	

PART B - APPRAISAL OR REPORT OF PRODUCTION (To be completed by LA or FSA representative)													
7. Tract	8. Field	9. Preliminary Acres Appraised for Other Use		10. Final Acres		11. Practice	12. Stage	13. Intended Use	14. Appraisal Per Acre (bu., lb., cwt., tons)	15. Potential Production	16. Ineligible Causes	17. Assigned Production	
		Whole	10ths	Whole	10ths								
173	2			2	5	I	UH	EH	0	0	0	0	
	2A		5	to be taken to harvest.									
18. TOTAL ACRES				2	5					19. TOTAL POTENTIAL	0	20. TOTAL ASSIGNED	0

HARVESTED PRODUCTION - INCLUDE ALL PRODUCTION FOR ALL ENTITIES SHARING IN CROP FARM-STORED OR OTHER													
21. Bin No.	22. Length or Diameter	23. Width	24. Depth	25. Deduction	26. Shelled, Ear, or Ground Silage, Other	27. Gross Production (Bu., lbs., cwt., or Tons)	28. Adjustments to Harvested Production				32. Production Not to Count	33. Production to Count for Line (include on farm feed or seed and cash sales)	
							28. % Shell or Sugar	29. % Moisture	30. Test Weight	31. % Dockage			
34. Total Harvested Production (Total of all entries in column 33)						35. Net Production to Count for the Unit (Totals of item 19 plus item 20 plus item 34)							

Attach scale tickets, if not farm-stored, including name and date or purchaser, producer receipts, etc., as applicable.  
 Attach Appraisal Worksheet, actual production evidence, and, if applicable FCI-6. Statement of Facts. Do not use appraisal when harvested production is available. If destroyed prior to appraisal, applicant is ineligible.

PART C - CERTIFICATION BY LA OR FSA REPRESENTATIVE (Signature in Part C, by the producer or legal representative, constitutes written agreement with Parts A and B for the commodity(ies) shown.)			
LA OR FSA REPRESENTATIVE SIGNATURE			36. PRODUCER'S SIGNATURE
36. 1st Inspection or Final	Date (MM-DD-YYYY)	Code No.	Date (MM-DD-YYYY)
/s/ Loss Adjustor	06-07-XXXX	1234	06-07-XXXX
37. 2nd or Final			

NOTE: The following statement is made in accordance with the Privacy Act of 1974 (5 USC 552a) and the Paperwork Reduction Act of 1995, as amended. The authority for requesting the following information is Pub. L. 93-502. The information will be used to determine eligibility for disaster program benefits. Furnishing the requested information is voluntary. Failure to furnish the requested information will result in determination of ineligibility for disaster benefits. This information may be provided to other agencies, IRS, Department of Justice and Federal Law Enforcement agencies and in response to a court magistrate or administrative tribunal. The provisions of criminal and civil fraud statutes, including 18 USC 286, 287, 371, 641, 1001, 15 USC 714a, and 31 USC 3729, may be applicable to the information provided.

According to the Paperwork Reduction Act of 1995, an agency may not conduct or sponsor, and a person is not required to respond to, a collection of information unless it displays a valid OMB control number. The valid OMB control number for this information collection is 0560-0175. The time required to complete this information collection is estimated to average 67 minutes per response including the time for reviewing instructions, searching existing data sources, gathering and maintaining the data needed, and completing and reviewing the collection of information. RETURN THIS COMPLETED FORM TO YOUR COUNTY FSA OFFICE.

The U.S. Department of Agriculture (USDA) prohibits discrimination in all its programs and activities on the basis of race, color, national origin, gender, religion, age, disability, political beliefs, sexual orientation, and marital or family status. (Not all prohibited bases apply to all programs.) Persons with disabilities who require alternative means for communication (Braille, large print, audiotape, etc.) should contact USDA's TARGET Center at (202) 720-2600 (voice and TDD). To file a complaint of discrimination, write USDA, Director, Office of Civil Rights, Room 326-W, Western Building, 1400 Independence Avenue, SW, Washington, DC 20250-2410 or call (202) 720-6261 (voice or TDD). USDA is an equal opportunity provider and employer.



**\*--Instructions for Completing CCC-576 for 2012 and Prior Years--\***

**A Completing CCC-576**

CCC-576 is broken down by parts to accommodate both the notice of loss and application for payment information. As a result, CCC-576, Part B may be completed by anyone sharing in the risk of the farming operation. As long as 1 person having an interest in the farming operation files a timely notice of loss, according to paragraph 401, all producers having an interest will be considered timely filed. CCC-576, Parts D through G, as applicable, shall be completed by each producer having a share in the farming operation to document their individual share of the loss and complete the application for payment.

**Note:** Any producer, having an interest in the unit, that completes CCC-576, Parts D through F, as applicable, may file the production and loss information for all other producers having an interest in the crop. Other producers who file must certify by signing Part G that the production and loss information currently on file is correct before receiving their benefits. If a producer does not agree that the information on file is correct, the producer will be required to supply supporting documentation to justify any changes or corrections. If applicable, COC shall follow paragraph 36 for unacceptable, incorrect, or false record certifications.

\*--For 2012 and prior years, a separate CCC-576, Part B, Notice of Loss shall be filed for each:

- crop, type within the pay crop, and pay type grouping recorded for each natural disaster, except multiple disasters that occur concurrently

**Note:** Concurrent disasters may be recorded on the same CCC-576, Part B.

- planting period for crops with multiple planting periods.

**Note:** See paragraph 178 for defining multiple planting periods.

One CCC-576, Parts D through G, as applicable, may be completed for all types within the pay crop pay type grouping. CCC-576, page 2 will summarize all acres and production for all types within the pay crop pay type grouping. A separate CCC-576, page 2 will be completed for--\* each planting period.

**Note:** See paragraph 502 for additional CCC-576 information.

**\*--Instructions for Completing CCC-576 for 2012 and Prior Years (Continued)--\***

**A Completing CCC-576 (Continued)**

Item	Instructions
<b>Part A - General Information</b>	
This part is to be completed by the County Office.	
1A	Enter County Office name, address, and telephone number.
1B	Enter State and administrative county code.
2	Enter NAP unit number.  <b>Note:</b> See paragraph 28 for the definition of NAP unit.
3	Date stamp indicating when application is received.
4	Enter name and address of the producer who is providing the notice of loss for the unit.
5A	Enter telephone number, including area code, for the producer entered in item 4.
5B	Enter e-mail address of producer, if available.
6	Enter farm numbers associated with unit.
7A	Enter 4 or 5 character alpha crop abbreviation from 2-CP, Exhibit 10.5.  <b>Example:</b> The alpha crop abbreviation for eggplant is "EGGPL".
7B	Enter 4 character numeric pay crop code from 1-NAP, * * * Exhibit 7.  <b>Example:</b> The numeric pay crop code for eggplant is "0318".
7C	Enter 3 character numeric pay type code from 1-NAP, * * * Exhibit 7.  <b>Example:</b> The numeric pay type code for Oriental is "001".
7D	Enter numeric planting period as established according to paragraph 178.

**\*--Instructions for Completing CCC-576 for 2012 and Prior Years (Continued)--\***

**A Completing CCC-576 (Continued)**

Item	Instructions
<b>Part B - Notice of Loss</b>	
This part is to be completed by the producer.	
<b>Note:</b> If a subsequent disaster event occurs on the same crop, type or variety, and NAP unit, the producer must complete Part B on a separate CCC-576 and attach it to the original filed CCC-576.	
8A	Enter crop name that suffered loss as result of disaster event identified in item 9.
8B	Enter crop type that suffered loss as result of disaster event identified in item 9. Use a separate CCC-576 for each type or variety of crop affected by disaster.
9	Enter disaster event that caused loss, such as tornado, hurricane, drought, flood, disease, aflatoxin, virus, insect infestation, etc.
10A, B	Enter beginning and ending dates of the disaster event.
11	Enter date when damage or loss of crop was apparent.
12	<p>Enter “yes” or “no” to answer the question in this item.</p> <ul style="list-style-type: none"> <li>• If “no”, go to item 13.</li> <li>• If “yes”, document any written or verbal grower contract or arrangement with a potential buyer to sell or purchase a guaranteed amount, regardless of production. If such contract or arrangement exists, include any indemnity not covered by USDA and document in Item 37.</li> </ul> <p><b>Note:</b> COC will adjust net production upward by the amount of production corresponding to amount of the contract guarantee according to paragraph 332. Enter result of assigned production in block 39.</p>
13	Check (✓) type of loss suffered as a result of event identified in item 9, that is, prevented planting and/or damaged crop/low yield. Appraisal is required for damaged/low yield crop before destruction to be eligible for NAP benefits according to paragraph 425.
14	Check (✓) the applicable practice for the crop identified in item 8. If both practices are used, check (✓) both.

**\*--Instructions for Completing CCC-576 for 2012 and Prior Years (Continued)--\***

**A Completing CCC-576 (Continued)**

<b>Item</b>	<b>Instructions</b>
15	If item 13 is checked for “prevented planting”, enter intended but prevented acreage in item A, and planted acreage in item B.
16	For intended but prevented acreage entered in item 15, provide evidence of purchase, delivery, and/or arrangement for seed, chemicals, fertilizer, and land preparation measures for acreage affected.  <b>Note:</b> COC may require attachment of expense receipts to verify preparation measures. Retain copies of expense receipts only; return originals to the producer.
17	If damaged crop/low yield is checked in item 13, enter total crop acreage and affected crop acreage.
18	If damaged crop/low yield is checked in item 13, explain cultivation practices for expected crop production, before and after date of damage, on affected crop acreage, that is fertilizer amounts, cultivation, seeding rate and variety, pesticides/herbicides and amounts, irrigation measures, etc.
19	Describe what will be done with affected crop acreage (include dates), that is, will be destroyed, will be replanted to another crop, will not be harvested, will be harvested, or not planted. If the crop will be harvested, producer is required to provide production evidence to the local FSA County Office.
20	Describe what has been done with the affected crop acreage (include dates), that is, has been destroyed, has been replanted to another crop, has not been harvested, has been harvested, or not planted. If the crop has been harvested, producer is required to provide production evidence to the local FSA County Office.
21	Producer’s Signature: Certification by producer to accuracy of all information provided, and acknowledgment of receipt of photocopy of the notice of loss to be maintained by producer as evidence of filing.  <b>Note:</b> If not signed and dated by producer, Part B is considered as not filed.



**\*--Instructions for Completing CCC-576 for 2012 and Prior Years (Continued)--\***

**A Completing CCC-576 (Continued)**

Item	Instructions								
<p><b>Part C - COC Approval /Disapproval of Notice of Loss</b></p> <p>This part is to be completed by COC or delegated representative based on criteria in paragraph 401.</p>									
22	<p>Use this table to review producer eligibility criteria before approval or disapproval of the notice of loss.</p> <table border="1" style="width: 100%; border-collapse: collapse;"> <thead> <tr> <th style="text-align: center;">Step</th> <th style="text-align: center;">Action</th> </tr> </thead> <tbody> <tr> <td style="text-align: center;">1</td> <td> <p>Was the application for coverage timely filed and service fee paid by producer for the crop?</p> <ul style="list-style-type: none"> <li>• If “yes”, go to step 2.</li> <li>• If “no”, inform the producer that crop is not covered under NAP.</li> </ul> </td> </tr> <tr> <td style="text-align: center;">2</td> <td> <p>Was the unit crop acreage or inventory properly reported or accounted for according to Part 4?</p> <ul style="list-style-type: none"> <li>• If “yes”, go to step 3.</li> <li>• If “no”, inform the producer:                             <ul style="list-style-type: none"> <li>• of the eligibility requirements to file a report of acreage or inventory</li> <li>• that if the report of acreage is filed beyond the deadlines according to 2-CP, Exhibit 6, paragraph B, the acceptability of the report of acreage will be determined by COC according to 2-CP, paragraph 21.</li> </ul> </li> </ul> <p>If COC determines report of acreage acceptable, go to step 3.</p> <p>If not acceptable:</p> <ul style="list-style-type: none"> <li>• disapprove the notice of loss</li> <li>• document basis for decision</li> <li>• indicate disapproval on CCC-576, item 22</li> <li>• notify the applicant according to subparagraph 401 G.</li> </ul> </td> </tr> <tr> <td style="text-align: center;">3</td> <td> <p>Was notice of loss filed according to paragraph 401?</p> <ul style="list-style-type: none"> <li>• If “yes”, go to step 4.</li> <li>• If “no”:                             <ul style="list-style-type: none"> <li>• disapprove the notice of loss</li> <li>• document basis for decision</li> <li>• indicate disapproval on CCC-576, item 22</li> <li>• notify the producer according to subparagraph 401 G.</li> </ul> </li> </ul> </td> </tr> </tbody> </table>	Step	Action	1	<p>Was the application for coverage timely filed and service fee paid by producer for the crop?</p> <ul style="list-style-type: none"> <li>• If “yes”, go to step 2.</li> <li>• If “no”, inform the producer that crop is not covered under NAP.</li> </ul>	2	<p>Was the unit crop acreage or inventory properly reported or accounted for according to Part 4?</p> <ul style="list-style-type: none"> <li>• If “yes”, go to step 3.</li> <li>• If “no”, inform the producer:                             <ul style="list-style-type: none"> <li>• of the eligibility requirements to file a report of acreage or inventory</li> <li>• that if the report of acreage is filed beyond the deadlines according to 2-CP, Exhibit 6, paragraph B, the acceptability of the report of acreage will be determined by COC according to 2-CP, paragraph 21.</li> </ul> </li> </ul> <p>If COC determines report of acreage acceptable, go to step 3.</p> <p>If not acceptable:</p> <ul style="list-style-type: none"> <li>• disapprove the notice of loss</li> <li>• document basis for decision</li> <li>• indicate disapproval on CCC-576, item 22</li> <li>• notify the applicant according to subparagraph 401 G.</li> </ul>	3	<p>Was notice of loss filed according to paragraph 401?</p> <ul style="list-style-type: none"> <li>• If “yes”, go to step 4.</li> <li>• If “no”:                             <ul style="list-style-type: none"> <li>• disapprove the notice of loss</li> <li>• document basis for decision</li> <li>• indicate disapproval on CCC-576, item 22</li> <li>• notify the producer according to subparagraph 401 G.</li> </ul> </li> </ul>
Step	Action								
1	<p>Was the application for coverage timely filed and service fee paid by producer for the crop?</p> <ul style="list-style-type: none"> <li>• If “yes”, go to step 2.</li> <li>• If “no”, inform the producer that crop is not covered under NAP.</li> </ul>								
2	<p>Was the unit crop acreage or inventory properly reported or accounted for according to Part 4?</p> <ul style="list-style-type: none"> <li>• If “yes”, go to step 3.</li> <li>• If “no”, inform the producer:                             <ul style="list-style-type: none"> <li>• of the eligibility requirements to file a report of acreage or inventory</li> <li>• that if the report of acreage is filed beyond the deadlines according to 2-CP, Exhibit 6, paragraph B, the acceptability of the report of acreage will be determined by COC according to 2-CP, paragraph 21.</li> </ul> </li> </ul> <p>If COC determines report of acreage acceptable, go to step 3.</p> <p>If not acceptable:</p> <ul style="list-style-type: none"> <li>• disapprove the notice of loss</li> <li>• document basis for decision</li> <li>• indicate disapproval on CCC-576, item 22</li> <li>• notify the applicant according to subparagraph 401 G.</li> </ul>								
3	<p>Was notice of loss filed according to paragraph 401?</p> <ul style="list-style-type: none"> <li>• If “yes”, go to step 4.</li> <li>• If “no”:                             <ul style="list-style-type: none"> <li>• disapprove the notice of loss</li> <li>• document basis for decision</li> <li>• indicate disapproval on CCC-576, item 22</li> <li>• notify the producer according to subparagraph 401 G.</li> </ul> </li> </ul>								

**\*--Instructions for Completing CCC-576 for 2012 and Prior Years (Continued)--\***

**A Completing CCC-576 (Continued)**

<b>Item</b>	<b>Instructions</b>	
	<b>Step</b>	<b>Action</b>
22 (Cont)	4	<p>Was the crop loss or prevented planting the result of a natural disaster according to paragraph 21?</p> <ul style="list-style-type: none"> <li>• If “yes”: <ul style="list-style-type: none"> <li>• determine what extent of the loss was as a result of natural disaster</li> <li>• document the facts</li> <li>• if applicable, determine the amount of production to be assigned for ineligible cause of loss</li> <li>• go to step 5.</li> </ul> </li> <li>• If “no”: <ul style="list-style-type: none"> <li>• disapprove the notice of loss</li> <li>• document basis for decision</li> <li>• indicate disapproval on CCC-576, item 22</li> <li>• notify the applicant according to subparagraph 401 G.</li> </ul> </li> </ul>
	5	<p>Did the producer have an interest and risk in the production of the crop or commodity at the time of the disaster?</p> <ul style="list-style-type: none"> <li>• If “yes”, go to step 6.</li> <li>• If “no”: <ul style="list-style-type: none"> <li>• disapprove the notice of loss</li> <li>• document basis for decision</li> <li>• indicate disapproval on CCC-576, item 22</li> <li>• notify the applicant according to subparagraph 401 G.</li> </ul> </li> </ul>
	6	<p>Is the crop or commodity intended for commercial market?</p> <ul style="list-style-type: none"> <li>• If “yes”, go to step 7.</li> <li>• If “no”: <ul style="list-style-type: none"> <li>• disapprove the notice of loss</li> <li>• document basis for decision</li> <li>• indicate disapproval on CCC-576, item 22</li> <li>• notify the applicant according to subparagraph 401 G.</li> </ul> </li> </ul>

**\*--Instructions for Completing CCC-576 for 2012 and Prior Years (Continued)--\***

**A Completing CCC-576 (Continued)**

<b>Item</b>	<b>Instructions</b>	
	<b>Step</b>	<b>Action</b>
22 (Cont)	7	<p>Did the producer establish intent to plant intended but prevented planted acreage according to paragraph 23?</p> <ul style="list-style-type: none"> <li>• If “yes”, go to step 8.</li> <li>• If “no”:</li> <li style="padding-left: 40px;">• disapprove the notice of loss</li> <li style="padding-left: 40px;">• document basis for decision</li> <li style="padding-left: 40px;">• indicate disapproval on CCC-576, item 22</li> <li style="padding-left: 40px;">• notify the applicant according to subparagraph 401 G.</li> </ul>
	8	<p>Is the crop acreage properly and accurately identified on acreage photocopies?</p> <ul style="list-style-type: none"> <li>• If “yes”, go to step 9.</li> <li>• If “no”:</li> <li style="padding-left: 40px;">• properly and accurately identify the crop acreage on acreage photocopies</li> <li style="padding-left: 40px;">• go to step 9.</li> </ul>
	9	<p>Was the crop or commodity produced using good farming practices? See definition of good farming practices in Exhibit 2.</p> <ul style="list-style-type: none"> <li>• If “yes”, go to step 10.</li> <li>• If “no”, review and document the producer’s planned and executed practices.</li> </ul>
	10	<p>Complete CCC-576, according to subparagraph 401 G and properly sign and date.</p>

**\*--Instructions for Completing CCC-576 for 2012 and Prior Years (Continued)--\***

**A Completing CCC-576 (Continued)**

Item	Instructions	
<b>Part D - Appraisal or Report of Production</b>		
This part is to be completed by FSA representative, except for items 39 and 40 which are to be completed by COC. To be eligible to receive NAP benefits, each producer with an interest in the farming relationship must complete a separate CCC-576, Parts D through G, as applicable, for those crop types within the pay crop pay type grouping.		
<b>Note:</b> Data filed by any person in the farming relationship, with the exception of shares, may be used to determine payments for other producers with an interest in that farming relationship.		
23	Enter producer filing for NAP benefits.	
24	Enter producer's ID number.	
25	Enter NAP unit number.	
26	Enter pay crop code from 1-NAP, * * * Exhibit 7.	
27	Enter pay type code from 1-NAP, * * * Exhibit 7.	
28	Enter planting period as determined according to paragraph 178.	
29	Enter type or variety of the crop as indicated on FSA-578.	
30	Enter crushing district, if applicable.	
31	Enter producer share.	
32	<b>IF for...</b>	<b>THEN enter...</b>
	yield based crops	the acres associated with the type/variety, practice and stage
	maple sap	the total number of taps
	honey	the total number of colonies

**\*--Instructions for Completing CCC-576 for 2012 and Prior Years (Continued)**

**A Completing CCC-576 (Continued)**

<b>Item</b>	<b>Instructions</b>
32 (Cntd)	<p>Identify field on digital imagery. Final acres may be measured acres obtained--* through FSA measurement service as requested by producer or during FSA spot check of producer's certified acres, or acres certified and signed by the producer on CCC-576.</p> <p>Follow subparagraph 154 A for reported and determined crop acreage. The FSA representative shall review whether the crop acreage appears accurate.</p> <p>If crop acreage appears to be more than 5 percent different than reported crop acreage, the acreage shall be determined. When the unit has both reported and determined crop acreage, COC shall follow subparagraph 154 A. If this crop is forage intended for mechanical harvest but was 100 percent grazed then go to Part F as applicable.</p>
33	Enter practice "I" for irrigated and "N" for nonirrigated.
34	<p>Enter applicable stage abbreviations according to Exhibit 41.</p> <p><b>Examples:</b>   G - Grazed                   H- Harvested                   UH - Unharvested</p>
35	<p>Enter harvested production supported by acceptable production records and/or appraised production from CCC-576-1. Attach copies of date-stamped sales receipts.</p> <p><b>Note:</b> When the appraised acreage is harvested and the harvested production exceeds the appraised production, use the actual harvested production. When the appraised production exceeds the harvested production, use the appraised production.</p> <p><b>Example 1:</b> Producer A indicates crop acreage will not be timely harvested. Producer A requests appraisal to determine production. LA appraises the crop at 30 bushels per acre. Producer harvests the crop 2 months after normal harvest date and harvests 50 bushels per acre. Production to count in block 34 would be harvested production.</p> <p><b>Example 2:</b> Producer C indicates crop acreage will not be harvested timely. Producer requests appraisal to determine production. LA appraises the crop at 75 bushels per acre. Producer harvests the crop 3 months after normal harvest date and harvests 25 bushels per acre. Production to count in block 34 would be appraised production.</p>

**\*--Instructions for Completing CCC-576 for 2012 and Prior Years (Continued)--\***

**A Completing CCC-576 (Continued)**

Item	Instructions
36	Enter intended use of the crop according to Exhibit 41.
37	Enter final use of harvested production according to Exhibit 41.
38	Enter dollar value of secondary use/salvage value according to subparagraph 174 C and paragraph 333.
39	<p>Enter production <b>not</b> to count, <b>when acceptable records identifying this production are available</b>. Refer to paragraph:</p> <ul style="list-style-type: none"> <li>• 174 on secondary use</li> <li>• 194 for mechanically harvested forage intended for grazing</li> <li>• 327 on commingled production</li> <li>• 333 on salvage value.</li> </ul> <p><b>Examples:</b></p> <ul style="list-style-type: none"> <li>• 50 acres reported with an intended use of oat grain. Producer suffers disaster and reports as loss. Producer elects to harvest oats as hay and harvests 50 tons of hay. Enter in block 38 the 50 tons of hay harvested as production not to count. The actual hay value will be deducted from the unit's gross NAP payment according to subparagraph 174 C for secondary use.</li> <li>• 10 acres of apples reported with an intended use of fresh. Because of freeze, apples are unmarketable as fresh or processed. A neighbor pays the producer \$500 for 1,000 bushels of apples to be fed as hog feed. Enter 1,000 bushels in block 38 as production not to count. The salvage value received for this crop shall be deducted from the NAP payment calculated for the crop of the commodity according to paragraph 333 for salvage.</li> <li>• Enter in block 38 any production not to count, when production was commingled and the unit production of a commodity is a matter of record before commingling with current year production according to paragraph 327.</li> <li>• Enter in block 38 any mechanically harvested forage production when the producer intended to graze acreage according to paragraph 194.</li> </ul>
40A	Enter amount of production as determined by the COC according to paragraph 329
40B	Enter value of secondary use according to subparagraph 174 C and/or salvage value according to paragraph 333 as determined by the COC.

**\*--Instructions for Completing CCC-576 for 2012 and Prior Years (Continued)--\***

**A Completing CCC-576 (Continued)**

Item	Instructions				
<b>Part E - Value Loss Crops</b>					
This part to be completed by FSA representative.					
41	Enter crop type according to 2-CP, Exhibit 10.5.				
42	Enter producer's share.				
43	Enter inventory or dollar value, as applicable, immediately before disaster according to paragraph 181.  The following table lists value loss crops that are to be reported as either inventory or dollar as follows.				
<table border="1" style="width: 100%; border-collapse: collapse;"> <thead> <tr> <th style="text-align: center;">Inventory Value Crops</th> <th style="text-align: center;">Dollar Value Crops</th> </tr> </thead> <tbody> <tr> <td style="vertical-align: top;"> <ul style="list-style-type: none"> <li>• Christmas tree</li> <li>• aquaculture</li> <li>• ginseng</li> <li>• mushroom</li> </ul> </td> <td style="vertical-align: top;"> <ul style="list-style-type: none"> <li>• floriculture</li> <li>• nursery</li> <li>• tropical fish</li> <li>• grass with an intended use of sod</li> </ul> </td> </tr> </tbody> </table>		Inventory Value Crops	Dollar Value Crops	<ul style="list-style-type: none"> <li>• Christmas tree</li> <li>• aquaculture</li> <li>• ginseng</li> <li>• mushroom</li> </ul>	<ul style="list-style-type: none"> <li>• floriculture</li> <li>• nursery</li> <li>• tropical fish</li> <li>• grass with an intended use of sod</li> </ul>
Inventory Value Crops	Dollar Value Crops				
<ul style="list-style-type: none"> <li>• Christmas tree</li> <li>• aquaculture</li> <li>• ginseng</li> <li>• mushroom</li> </ul>	<ul style="list-style-type: none"> <li>• floriculture</li> <li>• nursery</li> <li>• tropical fish</li> <li>• grass with an intended use of sod</li> </ul>				
44	Enter inventory or dollar value, as applicable, immediately after the disaster. Determine the dollar value from the loss adjustment report or acceptable and verifiable record of post disaster inventory.				
45	Enter applicable determined inventory or dollar value for losses stemming from ineligible causes of loss, including normal mortality.				
46	Enter total dollar value received for crops sold as salvage according to paragraph 333.				
47	Enter remarks in this block, or attach additional pages with reference, as needed.				

**\*--Instructions for Completing CCC-576 for 2012 and Prior Years (Continued)--\***

**A Completing CCC-576 (Continued)**

Item	Instructions
<p><b>Part F - Grazing “AUD” Loss Calculations</b>  Items 48 through 53 to be completed by Producer.  Items 54 through 58 to be completed by FSA representative.</p>	
48	Enter crop type according to 2-CP, Exhibit 10.5.
49	Enter producer share.
50	<p>Enter number of acres grazed by crop type; that is, same carrying capacity and grazing days.</p> <p><b>Notes:</b> Enter total number of acres grazed, including private, Federal, and State owned, under the same planting period having the same AUD:</p> <ul style="list-style-type: none"> <li>• adjustment factor</li> <li>• loss factor</li> <li>• assigned.</li> </ul> <p>If there are any differences in the carrying capacity, grazing period, or AUD factors, use a separate line entry.</p>
51	Enter practice, “I” for irrigated and “N” for nonirrigated.
52	<p>Enter acreage of unseeded Federal or State owned land, if applicable.</p> <p><b>Note:</b> Cannot equal or exceed total acreage in item 50.</p>
53	Enter NP for prevented planted or leave blank.
54	Enter carrying capacity (acres/AU).
55	Enter number of days in the grazing period.
56	Enter AUD adjustment factor requested by the producers and approved by COC.
57	Enter AUD loss factor established by COC according to subparagraph 195 E.
58	Enter AUD assigned by COC.



**\*--Instructions for Completing CCC-576 for 2012 and Prior Years (Continued)--\***

**A Completing CCC-576 (Continued)**

Item	Instructions						
<b>Part G - Certification and Application for Payment</b> This part must be filed by the producer in the control County Office.							
59	Producer shall sign and date certifying to information on form. Each producer with a share in the farming relationship must complete and sign a separate CCC-576, Part G for their share of eligible NAP benefits.  <b>Exception:</b> If the producer has signed the final appraisal and CCC-576-1, and all production is accounted on the CCC-576, Parts D through F, the producer does not need to sign Part G.						
60, 61	LA shall sign, date, and include LA code. If LA was not required to do an appraisal or verify the crop information because of production being harvested or LA signed on CCC-576-1 then an FSA representative shall sign and date.						
<b>Part H - COC Approval/Disapproval of Application for NAP Payment</b> This part is to be completed by COC or delegated representative based on criteria in paragraph 502.							
62	Use this table to review producer eligibility criteria before approval or disapproval of the application for NAP payment.						
	<table border="1" style="width: 100%;"> <thead> <tr> <th style="text-align: center;">Step</th> <th style="text-align: center;">Action</th> </tr> </thead> <tbody> <tr> <td style="text-align: center;">1</td> <td>Review whether item 22 has been completed and approved. If item 22 is disapproved, <b>stop</b>; an application for payment cannot be processed.</td> </tr> <tr> <td style="text-align: center;">2</td> <td>                             Was the application for payment filed according to paragraph 502?                             <ul style="list-style-type: none"> <li>• If “yes”, go to step 3.</li> <li>• If “no”:</li> <li>• disapprove the application for payment</li> <li>• indicate disapproval on CCC-576, item 60 A</li> <li>• document basis for decision</li> <li>• notify the applicant according to paragraph 502.</li> </ul> </td> </tr> </tbody> </table>	Step	Action	1	Review whether item 22 has been completed and approved. If item 22 is disapproved, <b>stop</b> ; an application for payment cannot be processed.	2	Was the application for payment filed according to paragraph 502? <ul style="list-style-type: none"> <li>• If “yes”, go to step 3.</li> <li>• If “no”:</li> <li>• disapprove the application for payment</li> <li>• indicate disapproval on CCC-576, item 60 A</li> <li>• document basis for decision</li> <li>• notify the applicant according to paragraph 502.</li> </ul>
Step	Action						
1	Review whether item 22 has been completed and approved. If item 22 is disapproved, <b>stop</b> ; an application for payment cannot be processed.						
2	Was the application for payment filed according to paragraph 502? <ul style="list-style-type: none"> <li>• If “yes”, go to step 3.</li> <li>• If “no”:</li> <li>• disapprove the application for payment</li> <li>• indicate disapproval on CCC-576, item 60 A</li> <li>• document basis for decision</li> <li>• notify the applicant according to paragraph 502.</li> </ul>						

**\*--Instructions for Completing CCC-576 for 2012 and Prior Years (Continued)--\***

**A Completing CCC-576 (Continued)**

<b>Item</b>	<b>Instructions</b>	
	<b>Step</b>	<b>Action</b>
62 (Cntd)	3	<p>Is a person, who is either the applicant or member of the applicant, disqualified to receive NAP payments according to paragraph 31?</p> <ul style="list-style-type: none"> <li>• If “no”, go to step 4.</li> <li>• If “yes”, do all of the following: <ul style="list-style-type: none"> <li>• disallow payment to the person and ensure payment is not issued; continue to step 4</li> <li>• document basis for decision</li> <li>• notify the person and applicant according to subparagraph 31 B.</li> </ul> </li> </ul>
	4	<p>Is a person, who is either the applicant or a member of the applicant, in violation of the Highly Erodible Land and Wetland Conservation provisions according to paragraph 30?</p> <ul style="list-style-type: none"> <li>• If “no”, go to step 5.</li> <li>• If “yes”, do all of the following: <ul style="list-style-type: none"> <li>• disallow payment to the person and ensure that payment is not issued; continue to step 5</li> <li>• document basis for decision</li> <li>• notify the person and applicant according to 6-CP.</li> </ul> </li> </ul>

**\*--Instructions for Completing CCC-576 for 2012 and Prior Years (Continued)--\***

**A Completing CCC-576 (Continued)**

<b>Item</b>	<b>Instructions</b>	
	<b>Step</b>	<b>Action</b>
62 (Cntd)	5	<p>Is the crop eligible for NAP, according to paragraph 171?</p> <ul style="list-style-type: none"> <li>• If “yes”, go to step 6.</li> <li>• If “no”:</li> </ul> <ul style="list-style-type: none"> <li>• disapprove the application for payment</li> <li>• indicate disapproval on CCC-576, item 60 A</li> <li>• document basis for decision</li> <li>• notify applicant of COC decision</li> </ul>
	6	<p>Was the unit crop loss or prevented planting because of natural disaster according to paragraph 21?</p> <ul style="list-style-type: none"> <li>• If “yes”, go to step 7.</li> <li>• If “no”:</li> </ul> <ul style="list-style-type: none"> <li>• disapprove the application for payment</li> <li>• indicate disapproval on CCC-576, item 60 A</li> <li>• document basis for decision and notify the applicant.</li> </ul>

**\*--Instructions for Completing CCC-576 for 2012 and Prior Years (Continued)**

**A Completing CCC-576 (Continued)**

<b>Item</b>	<b>Instructions</b>	
	<b>Step</b>	<b>Action</b>
62 (Cntd)	7	Has all payment eligibility been met according to 1-PL or 4-PL, as applicable? <ul style="list-style-type: none"> <li>• If “no”, inform the applicant of applicable 1-PL or 4-PL requirements</li> <li>• If “yes”, go to step 8.--*</li> </ul>
	* * *	* * *

**\*--Instructions for Completing CCC-576 for 2012 and Prior Years (Continued)**

**A Completing CCC-576 (Continued)**

Item	Instructions	
	Step	Action
62 (Cntd)	8	<p>Was the unit’s approved yield properly calculated according to Part 6?</p> <ul style="list-style-type: none"> <li>• If “yes”, go to step 10.</li> <li>• If “no”:</li> <li style="padding-left: 40px;">• properly calculate the unit’s approved yield according to Part 6</li> <li style="padding-left: 40px;">• go to step 10.</li> </ul>
	9	<p>Do all producers sharing in the crop agree on the percentage of shares?</p> <ul style="list-style-type: none"> <li>• If “yes”, go to step 11.</li> <li>• If “no”, do not pay any producer under the application, and notify the producers that the application cannot be paid.</li> </ul>
	10	<p>Are producer’s production records determined acceptable, verifiable and reliable, by COC according to paragraph 322?</p> <ul style="list-style-type: none"> <li>• If “yes”, go to step 12.</li> <li>• If “no”:</li> <li style="padding-left: 40px;">• disapprove application for payment</li> <li style="padding-left: 40px;">• indicate disapproval on CCC-576, item 60 A</li> <li style="padding-left: 40px;">• document basis for decision and notify the applicant.</li> </ul>
	11	<p>COC shall review any available information concerning other USDA benefits and ensure that the multiple benefit exclusion according to paragraph 505 is not violated.</p> <p>Go to step 13.</p>
	12	<p>Ensure that the payment was properly calculated and reviewed by a second party according to the specific paragraphs in paragraph 503.</p>

--\*

**\*--Instructions for Completing CCC-576 for 2012 and Prior Years (Continued)--\***

**A Completing CCC-576 (Continued)**

Following review of Parts D, E, or F, as applicable, and G, COC shall check (✓) the appropriate box indicating whether the application for payment is approved or disapproved.

- “Approved” means all requisite forms and information have been submitted according to procedure **and crop approval exists for the crop, unit, and disaster which is the basis of the application.** COC representative shall check (✓) “Approved” box, sign, and date.
- “Disapproved” means the application cannot be approved because all required forms or information have not been furnished as required, or the application was not timely filed. COC representative shall check (✓) “Disapproved” box, sign and, date.

\*--Instructions for Completing CCC-576 for 2012 and Prior Years (Continued)

B Example of CCC-576

This is an example of CCC-576 for 2012 and Prior Years.--\*

<p><b>CCC-576</b> U.S. DEPARTMENT OF AGRICULTURE (01-26-05) Commodity Credit Corporation</p> <p><b>NOTICE OF LOSS AND APPLICATION FOR PAYMENT NONINSURED CROP DISASTER ASSISTANCE PROGRAM</b></p> <p><i>See Page 2 for Privacy Act and Public Burden Statements.</i></p>		<p>Form Approved - OMB No. 0560-0175</p> <p><b>PART A - GENERAL INFORMATION (To be completed by County Office)</b></p>	
<p>1A. COUNTY FSA OFFICE NAME &amp; ADDRESS (Including Zip Code) Your County FSA Office 123 Our Street Everytown, USA 12345-6789 Telephone Number (Area Code) 890-123-4568</p>		<p>2. NAP UNIT NO. 1</p>	
<p>1B. STATE &amp; COUNTY CODE C0001</p>		<p>3. DATE RECEIVED BY COUNTY FSA OFFICE (MM-DD-YYYY) 06-01-XXXX</p>	
<p>4. PRODUCER'S NAME AND ADDRESS (Include Street, City, State and Zip Code) Julius and Jane Public My Lane Ray Place, USA 12345-6789</p>		<p>5A. TELEPHONE NO. (Area Code) 123-456-7890</p>	
		<p>6. FARM NUMBERS ASSOCIATED WITH UNIT 618 9874</p>	
		<p>5B. E-MAIL ADDRESS</p>	
		<p>7A. CROP ABBREVIATION CABAG</p>	
		<p>7B. PAY CROP 0115</p>	
		<p>7C. PAY TYPE 001</p>	
		<p>7D. PLANTING PERIOD 01</p>	
<p><b>PART B - NOTICE OF LOSS (To be completed by Producer)</b></p>			
<p>8. For loss suffered, enter A. Crop Name Cabbage</p>		<p>9. What disaster event(s) caused loss? Flood</p>	
<p>B. Crop Type Napa</p>		<p>10A. Beginning date of disaster (MM-DD-YYYY) 05-21-XXXX</p>	
		<p>10B. Ending date of disaster (MM-DD-YYYY) 05-25-XXXX</p>	
		<p>11. When was loss apparent? (MM-DD-YYYY) 05-25-XXXX</p>	
		<p>12. For the crop type entered in Item 8, was there any agreement or contract for payment for growing the crop, as opposed to delivery of production? YES <input type="checkbox"/> NO <input checked="" type="checkbox"/> If "YES", provide a copy of such agreement, contract, or a written narrative explanation of agreement.</p>	
<p>13. Check type of loss suffered as a result of event identified in Item 9. Prevented Planting <input type="checkbox"/> Low Yield <input checked="" type="checkbox"/></p>		<p>14. Was the crop in Item 8 irrigated or Non-irrigated? Check the applicable practice(s) used for the crop identified in Item 8. IR <input checked="" type="checkbox"/> NI <input type="checkbox"/></p>	
		<p>15. If "Prevented Planting" is checked in Item 13, enter the following: A. Intended but Prevented Acreage B. Planted Acreage</p>	
<p>16. For the intended but prevented acreage entered in Item 15, complete the following entries: A. Purchased, Delivery, or Arranged for: YES NO B. If "YES", Explain and attach copies</p>		<p>17. If "Low Yield" is checked in Item 13, enter the following: A. Total Crop Acreage B. Affected Acreage</p>	
<p>(1) Seed, Chemical, and Fertilizer</p>		<p>3.0</p>	
<p>(2) Land Preparation Measures</p>		<p>2.5</p>	
<p>18. What cultivation practices have been and will be employed on damaged crop acreage (e.g., fertilizer, seeding, irrigation, pesticide and herbicide applications; before and after date of damage)? Acreage prepared for seeding on April 30, seeded May 5. Irrigation placed and functioning May 8. Pesticide and herbicide applied.</p>			
<p>19. What will be done with damaged crop acreage (e.g., destroyed, replanted to another crop, unharvested, harvested, or not planted)? NOTE: "You must request an appraisal of any planted acreage of the specified crop that will be abandoned, destroyed, or put to another use. You must not destroy or put acreage to another use before written consent is given by an authorized CCC or FCIC loss adjuster for such destruction or other use." Failure to do so will result in loss of program assistance. Complete Part D: Nothing</p>			
<p>20. What has been done with prevented planted or damaged crop acreage (include dates crop was destroyed, harvested, or replanted, as applicable) Half an acre to be harvested. Remaining acreage to be tilled to a fall (September/October) crop of cabbage.</p>			
<p><b>21. Producer certifies that all information in Part B is correct and acknowledges receipt of copy of this form.</b></p>			
<p>A. PRODUCER'S SIGNATURE /s/ Jane Public</p>		<p>B. DATE (MM-DD-YYYY) 06-03-XXXX</p>	
<p><b>PART C - COC APPROVAL OR DISAPPROVAL OF LOSS</b></p>			
<p>22. COC must approve or disapprove for low yield and or prevented yield, as applicable.</p>			
<p>A. For Low Yield: APPROVED <input checked="" type="checkbox"/> DISAPPROVED <input type="checkbox"/></p>		<p>B. COC SIGNATURE /s/ COC Member</p>	
		<p>C. DATE (MM-DD-YYYY) 06-03-XXXX</p>	
<p>D. For Prevented Planted: APPROVED <input type="checkbox"/> DISAPPROVED <input type="checkbox"/></p>		<p>E. COC SIGNATURE</p>	
		<p>F. DATE (MM-DD-YYYY)</p>	
<p><small>The U.S. Department of Agriculture (USDA) prohibits discrimination in all its programs and activities on the basis of race, color, national origin, age, disability, and where applicable, sex, marital status, familial status, parental status, religion, sexual orientation, genetic information, political beliefs, reprisal, or because all or part of an individual's income is derived from any public assistance program. (Not all prohibited bases apply to all programs.) Persons with disabilities who require alternative means for communication of program information (Braille, large print, audiotape, etc.) should contact USDA's TARGET Center at (202) 720-2600 (voice and TDD). To file a complaint of discrimination, write to USDA, Director, Office of Civil Rights, 1400 Independence Avenue, S.W., Washington, D.C. 20250-9410, or call (800) 795-3272 (voice) or (202) 720-6382 (TDD). USDA is an equal opportunity provider and employer.</small></p>			

**\*--Instructions for Completing CCC-576 for 2012 and Prior Years (Continued)--\***

**B Example of CCC-576 (Continued)**

<b>CCC-576 (01-26-05) Page 2</b>												
23. Producer's Name			24. Identification No.		25. Unit Number		26. Pay Crop		27. Pay Type		28. Planting Period	
<b>PART D - APPRAISAL OR REPORT OF PRODUCTION (To be completed by FSA Representative)</b>												
29. Crop Type	30. Crushing District	31. Share(s)	32. Acres	33. Practice	34. Stage	35. Production	36. Intended Use	37. Final Use	38. Secondary Use or Salvage Value	39. Production Not to Count	<b>COC Use Only</b>	
											40A. Assigned or Adjusted Production	40B. Secondary Use or Salvage Value
<b>PART E - VALUE LOSS CROPS (To be completed by FSA Representative)</b>												
41. Crop Type	42. Share(s)		43. Beginning Inventory or Dollar Value		44. Inventory or Dollar Value After Disaster		45. Ineligible Inventory or Dollar Value		46. Salvage Value			
47. REMARKS (Any other pertinent information, e.g., Secondary Use, Salvage Value, etc.):												
<b>PART F - GRAZING "AUD" LOSS CALCULATIONS</b>												
48. Crop Type	49. Share(s)	50. Acres	51. Practice	52. Unseeded Land		53. Stage	54. Carrying Capacity	55. Grazing Period	<b>COC Use Only</b>			
				Federal	State				56. AUD Adjustment Factor	57. AUD Loss Factor	58. AUD Assigned	
<b>PART G - CERTIFICATION AND APPLICATION FOR PAYMENT</b>												
<b>THIS PORTION MUST BE COMPLETED PRIOR TO PAYMENT. Attach Appraisal Worksheet, actual production evidence, CCC-576-1, and, if applicable FCI-6, Statement of Facts. Do not use appraisal when harvested production is available. If destroyed prior to appraisal, crop acreage is ineligible.</b>												
The undersigned producers apply for NAP payment on the unit identified in Item 2 in accordance with 7 CFR Part 1437. The producers signing certify that all the information provided is true and correct, and, the production is accurately identified to the unit, share relationship, pay crop, pay type, and year shown. I understand this report may be spot-checked and failure to certify accurately may result in a loss of program benefits. Additionally, I direct the purchaser, warehouse operator, ginner, or any person who otherwise, stores or purchases crop production listed on this form to disclose the production records of such crops to USDA representatives for the purpose of verification. The producer has not chosen or received another USDA benefit that is subject to the multiple benefit exclusion (7 CFR Part 1437.12).												
59A. PRODUCER SIGNATURE								59B. Date Signed (MM-DD-YYYY)				
60A. LA OR FSA REPRESENTATIVE SIGNATURE (Final)								60B. Date Signed MM-DD-YYYY		61. Code Number		
<b>PART H - COC APPROVAL OR DISAPPROVAL OF APPLICATION FOR NAP PAYMENT</b>												
62A. COC ACTION :						62B. COC SIGNATURE			62C. DATE (MM-DD-YYYY)			
APPROVED <input type="checkbox"/> DISAPPROVED <input type="checkbox"/>												
<p><b>NOTE:</b> The following statement is made in accordance with the Privacy Act of 1974 (5 USC 552a) and the Paperwork Reduction Act of 1995, as amended. The authority for requesting the following information is Pub. L. 93-86. The information will be used to determine eligibility for disaster program benefits. Furnishing the requested information is voluntary. Failure to furnish the requested information will result in determination of ineligibility for disaster benefits. This information may be provided to other agencies, IRS, Department of Justice or other State and Federal Law enforcement agencies and in response to a court magistrate or administrative tribunal. The provisions of criminal and civil fraud statutes, including 18 USC 286, 287, 371, 641, 651, 1001, 15 USC 714m, and 31 USC 3729, may be applicable to the information provided.</p> <p>According to the Paperwork Reduction Act of 1995, an agency may not conduct or sponsor, and a person is not required to respond to, a collection of information unless it displays a valid OMB control number. The valid OMB control number for this information collection is 0560-0175. The time required to complete this information collection is estimated to average 1 hour and 20 minutes per response including the time for reviewing instructions searching existing data sources, gathering and maintaining the data needed, and completing and reviewing the collection of information. <b>RETURN THIS COMPLETED FORM TO YOUR COUNTY FSA OFFICE.</b></p>												



**\*--Instructions for Completing CCC-576 for 2013 and Subsequent Years**

**A Completing CCC-576**

CCC-576 is broken down by parts to accommodate both the notice of loss and application for payment information. As a result, CCC-576, Part B may be completed by anyone sharing in the risk of the farming operation. As long as 1 person having an interest in the farming operation files a timely notice of loss, according to paragraph 401, all producers having an interest will be considered timely filed. CCC-576, Parts D through G, as applicable, shall be completed by each producer having a share in the farming operation to document their individual share of the loss and complete the application for payment.

**Note:** Any producer, having an interest in the unit, that completes CCC-576, Parts D through F, as applicable, may file the production and loss information for all other producers having an interest in the crop. Other producers who file must certify by signing Part G that the production and loss information currently on file is correct before receiving their benefits. If a producer does not agree that the information on file is correct, the producer will be required to supply supporting documentation to justify any changes or corrections. If applicable, COC shall follow paragraph 36 for unacceptable, incorrect, or false record certifications.

For 2013 and subsequent years, a separate CCC-576, Part B, Notice of Loss shall be filed for each natural disaster, except multiple disasters that occur concurrently. Concurrent disasters may be recorded on the same CCC-576, Part B. Multiple crops, crop types, intended uses, practices, and planting period combinations affected by the same disaster can be recorded on the same CCC-576, Part B disaster.

One CCC-576, Parts D through G, as applicable, may be completed for all types within the pay crop pay type grouping. CCC-576, page 2 will summarize all acres and production for all types within the pay crop pay type grouping. A separate CCC-576, page 2 will be completed for **each** planting period.

**Note:** See paragraph 502 for additional CCC-576 information.--\*

**\*--Instructions for Completing CCC-576 for 2013 and Subsequent Years (Continued)**

**A Completing CCC-576 (Continued)**

Item	Instructions
<b>Part A - General Information</b>	
This part is to be completed by the County Office.	
1	Enter County Office name, address, and telephone number.
2	Enter crop year.
3	Enter State and administrative county code.
4	Date stamp indicating when application is received.
5	Enter name and address of the producer who is providing the notice of loss for the unit.
<b>Part B - Notice of Loss</b>	
This part is to be completed by the producer.	
<b>Note:</b> If a subsequent disaster event occurs on the same crop, type, intended use, irrigation practice, and planting period, the producer <b>must</b> complete Part B on a separate CCC-576 and attach it to the original filed CCC-576.	
<b>Part B - Notice of Loss – Disaster Event</b>	
6 A	Enter disaster event that caused loss, such as tornado, hurricane, drought, flood, disease, aflatoxin, virus, insect infestation, etc.
6 B,C	Enter beginning and ending dates of the disaster event.
6 D	Enter date when loss became apparent.
<b>Part B - Notice of Loss – Crop</b>	
7A	Enter crop affected by the disaster events in item 6.
7B	Enter crop type affected by the disaster events in item 6.
7C	Enter intended use for the crop.
7D	Enter irrigation practice, if applicable.
7E	Enter numeric planting period as established according to paragraph 178.
<b>Note:</b> If multiple crops, crop types, intended uses, irrigation practices, and/or planting periods were affected by the disaster events in item 6, the producer completes Part B, item 7, and applicable items 8 through 13, on additional CCC-576's and attaches as part of the original filed CCC-576.	
7F	Enter "yes" or "no" to answer the question in this item.
	<b>IF... THEN...</b>
	"no" go to applicable items 8 through 13.
	"yes" document any written or verbal grower contract or arrangement with a potential buyer to sell or purchase a guaranteed amount, regardless of production. If such contract or arrangement exists, include any indemnity not covered by USDA and document in item 30.
	<b>Note:</b> COC will adjust net production upward by the amount of production corresponding to amount of the contract guarantee according to paragraph 332. Enter result of assigned production in item 32.

--\*

**\*--Instructions for Completing CCC-576 for 2013 and Subsequent Years (Continued)**

**A Completing CCC-576 (Continued)**

Item	Instructions						
<b>Part B - Notice of Loss – Intended, but Prevented Acreage</b>							
8A	Enter farm number associated with crop acreage in item 8C.						
8B	Enter NAP unit number associated with crop acreage in item 8C.						
8C	<p>Enter intended, but prevented acreage for farm and NAP unit number from acreage report.</p> <p><b>Notes:</b> If not all of the prevented planted acreage of the crop is disaster affected, the disaster affected acreage needs to be identified at the appropriate level of detail for COC. This could be the tract, field, or subfield.</p> <p>If all or part of the intended, but prevented planted crop acreage constitutes a portion of a field/subfield/CLU reported on the acreage report, the portion of planted acres that was disaster affected <b>must</b> be properly and accurately identified on digital imagery when CCC-576 is filed at the County Office. This assists LA.</p>						
8D-F	<b>COC Use Only</b> – See instructions in <b>Part C</b> .						
8G	<p>For the intended, but prevented acres entered in item 8C, provide evidence of purchase, delivery, and/or arrangement for seed, chemicals, fertilizer, and land preparation measures for acreage affected.</p> <p><b>Note:</b> COC may require attachment of expense receipts to verify preparation measures. Retain copies of expense receipts only; return originals to the producer.</p>						
8H	<p>Is either of the following applicable for all or part of the acreage in item 8C?</p> <ul style="list-style-type: none"> <li>• Has been planted to another crop?</li> <li>• Will be planted to another crop?</li> </ul> <table border="1" style="width: 100%; border-collapse: collapse;"> <tr> <td style="width: 30%;"><b>IF...</b></td> <td><b>THEN check (✓)...</b></td> </tr> <tr> <td>either or both apply</td> <td>“Yes”. COC may require additional information on what crop or crops were planted and when they were planted.</td> </tr> <tr> <td>neither applies</td> <td>“No”.</td> </tr> </table>	<b>IF...</b>	<b>THEN check (✓)...</b>	either or both apply	“Yes”. COC may require additional information on what crop or crops were planted and when they were planted.	neither applies	“No”.
<b>IF...</b>	<b>THEN check (✓)...</b>						
either or both apply	“Yes”. COC may require additional information on what crop or crops were planted and when they were planted.						
neither applies	“No”.						

--\*

**\*--Instructions for Completing CCC-576 for 2013 and Subsequent Years (Continued)**

**A Completing CCC-576 (Continued)**

Item	Instructions
<b>Part B - Notice of Loss – Disaster Affected Planted Acres</b>	
9A	Enter farm number associated with crop acreage in item 9C and 9D.
9B	Enter NAP unit number associated with crop acreage in item 9C and 9D
9C	Enter disaster affected planted acreage for farm and NAP unit number.  <b>Notes:</b> If not all of the planted acreage of the crop is disaster affected, the affected acreage needs to be identified at the appropriate level of detail for the COC. This could be the tract, field, or subfield.  If all or part of the disaster affected crop acreage constitutes a portion of a field/subfield/CLU reported on the acreage report, the portion of planted acres that was disaster affected must be properly and accurately identified on digital imagery when CCC-576 is filed at the County Office.
9D	Enter total planted acreage for farm and NAP unit number from acreage report.
9E-G	<b>COC Use Only – See instructions in Part C.</b>
10	Explain cultivation practices for expected crop production, before and after date of damage, on affected crop acreage, that is fertilizer amounts, cultivation, seeding rate and variety, pesticides/herbicides and amounts, irrigation measures, etc.
11	Has all or any part of the acreage in item 9C been destroyed, replanted, or put to another use other than the use shown in item 9C? <b>IF... THEN check (✓)...</b>
	yes “ <b>Yes</b> ”. COC may require additional information on crop disposition including dates; crop or crops were planted and when they were planted; or actual used.
	no “ <b>No</b> ”.
12	Has, or will, all of the disaster affected acreage in item 9C be harvested for the intended use shown in item 9C? <b>IF... THEN check (✓)...</b>
	yes “ <b>Yes</b> ”, if the crop will be harvested. Producer is required to provide production evidence to the local FSA County Office.
	no “ <b>No</b> ”. COC may require additional information on actual use.

--\*

**\*--Instructions for Completing CCC-576 for 2013 and Subsequent Years (Continued)**

**A Completing CCC-576 (Continued)**

<b>Item</b>	<b>Instructions</b>	
13	<b>Grazing only.</b> Will “independent assessment” be used on all grazed acreage for crop in item 7?	
	<b>IF...</b>	<b>THEN check (✓)...</b>
	yes	“ <b>Yes</b> ”. Independent assessment will be used and producer is not required to sign Part G.
	no	“ <b>No</b> ” Producer is required to provide production evidence to the local FSA County Office and sign Part G.
14	Producer’s signature. Certification by producer to accuracy of all information provided, and acknowledgment of receipt of photocopy of the notice of loss to be maintained by producer as evidence of filing.	
	<b>Note:</b> If not signed and dated by producer, Part B is considered as <b>not</b> filed.	

--\*

**\*--Instructions for Completing CCC-576 for 2013 and Subsequent Years (Continued)**

**A Completing CCC-576 (Continued)**

Item	Instructions																
<b>Part C - COC Approval /Disapproval of Crops/Commodities on Notice of Loss for NAP</b> This part is to be completed by COC or delegated representative based on criteria in paragraph 401, and 2-CP, paragraph 24, if prevented planted.																	
15	<p>Use this table to review producer eligibility criteria before approval or disapproval of <b>each crop/commodity</b> on the notice of loss.</p> <p><b>Note:</b> As applicable, repeat steps 1 through 8 for <b>each crop/commodity</b> on the notice of loss</p> <table border="1" style="width: 100%; border-collapse: collapse;"> <thead> <tr> <th style="text-align: center;">Step</th> <th style="text-align: center;">Action</th> </tr> </thead> <tbody> <tr> <td style="text-align: center; vertical-align: top;">1</td> <td> <p>Was the unit crop/commodity acreage or inventory properly reported or accounted for according to <b>Part 4</b> and was the disaster affected intended, but prevented or planted acreage identified?</p> <p><b>Note:</b> If all or part of the disaster affected prevented or planted crop/commodity acreage constitutes a portion of a field/subfield/CLU reported on the acreage report, the portion of prevented or planted acres that was disaster affected must be properly and accurately identified on digital imagery when CCC-576 is filed at the County Office.</p> <table border="1" style="width: 100%; border-collapse: collapse;"> <thead> <tr> <th style="text-align: center;">IF...</th> <th style="text-align: center;">THEN...</th> </tr> </thead> <tbody> <tr> <td style="text-align: center;">yes</td> <td>go to step 2.</td> </tr> <tr> <td style="text-align: center;">no</td> <td> <p>inform the producer:</p> <ul style="list-style-type: none"> <li>• of the eligibility requirements to file a report of acreage or inventory</li> <li>• that if the report of crop/commodity acreage or inventory is filed beyond the deadlines according to 2-CP, Exhibit 6.5, paragraph B, the acceptability of the report of acreage will be determined by COC according to 2-CP, paragraph 21.</li> </ul> <table border="1" style="width: 100%; border-collapse: collapse;"> <thead> <tr> <th style="text-align: center;">IF...</th> <th style="text-align: center;">THEN go to...</th> </tr> </thead> <tbody> <tr> <td style="text-align: center;">COC determines report of crop/commodity acreage or inventory and producer documentation of prevented planted or disaster affected fields/subfields acceptable</td> <td style="text-align: center;">step 2.</td> </tr> <tr> <td style="text-align: center;">not acceptable</td> <td style="text-align: center;">step 7.</td> </tr> </tbody> </table> </td> </tr> </tbody> </table> </td> </tr> </tbody> </table>	Step	Action	1	<p>Was the unit crop/commodity acreage or inventory properly reported or accounted for according to <b>Part 4</b> and was the disaster affected intended, but prevented or planted acreage identified?</p> <p><b>Note:</b> If all or part of the disaster affected prevented or planted crop/commodity acreage constitutes a portion of a field/subfield/CLU reported on the acreage report, the portion of prevented or planted acres that was disaster affected must be properly and accurately identified on digital imagery when CCC-576 is filed at the County Office.</p> <table border="1" style="width: 100%; border-collapse: collapse;"> <thead> <tr> <th style="text-align: center;">IF...</th> <th style="text-align: center;">THEN...</th> </tr> </thead> <tbody> <tr> <td style="text-align: center;">yes</td> <td>go to step 2.</td> </tr> <tr> <td style="text-align: center;">no</td> <td> <p>inform the producer:</p> <ul style="list-style-type: none"> <li>• of the eligibility requirements to file a report of acreage or inventory</li> <li>• that if the report of crop/commodity acreage or inventory is filed beyond the deadlines according to 2-CP, Exhibit 6.5, paragraph B, the acceptability of the report of acreage will be determined by COC according to 2-CP, paragraph 21.</li> </ul> <table border="1" style="width: 100%; border-collapse: collapse;"> <thead> <tr> <th style="text-align: center;">IF...</th> <th style="text-align: center;">THEN go to...</th> </tr> </thead> <tbody> <tr> <td style="text-align: center;">COC determines report of crop/commodity acreage or inventory and producer documentation of prevented planted or disaster affected fields/subfields acceptable</td> <td style="text-align: center;">step 2.</td> </tr> <tr> <td style="text-align: center;">not acceptable</td> <td style="text-align: center;">step 7.</td> </tr> </tbody> </table> </td> </tr> </tbody> </table>	IF...	THEN...	yes	go to step 2.	no	<p>inform the producer:</p> <ul style="list-style-type: none"> <li>• of the eligibility requirements to file a report of acreage or inventory</li> <li>• that if the report of crop/commodity acreage or inventory is filed beyond the deadlines according to 2-CP, Exhibit 6.5, paragraph B, the acceptability of the report of acreage will be determined by COC according to 2-CP, paragraph 21.</li> </ul> <table border="1" style="width: 100%; border-collapse: collapse;"> <thead> <tr> <th style="text-align: center;">IF...</th> <th style="text-align: center;">THEN go to...</th> </tr> </thead> <tbody> <tr> <td style="text-align: center;">COC determines report of crop/commodity acreage or inventory and producer documentation of prevented planted or disaster affected fields/subfields acceptable</td> <td style="text-align: center;">step 2.</td> </tr> <tr> <td style="text-align: center;">not acceptable</td> <td style="text-align: center;">step 7.</td> </tr> </tbody> </table>	IF...	THEN go to...	COC determines report of crop/commodity acreage or inventory and producer documentation of prevented planted or disaster affected fields/subfields acceptable	step 2.	not acceptable	step 7.
Step	Action																
1	<p>Was the unit crop/commodity acreage or inventory properly reported or accounted for according to <b>Part 4</b> and was the disaster affected intended, but prevented or planted acreage identified?</p> <p><b>Note:</b> If all or part of the disaster affected prevented or planted crop/commodity acreage constitutes a portion of a field/subfield/CLU reported on the acreage report, the portion of prevented or planted acres that was disaster affected must be properly and accurately identified on digital imagery when CCC-576 is filed at the County Office.</p> <table border="1" style="width: 100%; border-collapse: collapse;"> <thead> <tr> <th style="text-align: center;">IF...</th> <th style="text-align: center;">THEN...</th> </tr> </thead> <tbody> <tr> <td style="text-align: center;">yes</td> <td>go to step 2.</td> </tr> <tr> <td style="text-align: center;">no</td> <td> <p>inform the producer:</p> <ul style="list-style-type: none"> <li>• of the eligibility requirements to file a report of acreage or inventory</li> <li>• that if the report of crop/commodity acreage or inventory is filed beyond the deadlines according to 2-CP, Exhibit 6.5, paragraph B, the acceptability of the report of acreage will be determined by COC according to 2-CP, paragraph 21.</li> </ul> <table border="1" style="width: 100%; border-collapse: collapse;"> <thead> <tr> <th style="text-align: center;">IF...</th> <th style="text-align: center;">THEN go to...</th> </tr> </thead> <tbody> <tr> <td style="text-align: center;">COC determines report of crop/commodity acreage or inventory and producer documentation of prevented planted or disaster affected fields/subfields acceptable</td> <td style="text-align: center;">step 2.</td> </tr> <tr> <td style="text-align: center;">not acceptable</td> <td style="text-align: center;">step 7.</td> </tr> </tbody> </table> </td> </tr> </tbody> </table>	IF...	THEN...	yes	go to step 2.	no	<p>inform the producer:</p> <ul style="list-style-type: none"> <li>• of the eligibility requirements to file a report of acreage or inventory</li> <li>• that if the report of crop/commodity acreage or inventory is filed beyond the deadlines according to 2-CP, Exhibit 6.5, paragraph B, the acceptability of the report of acreage will be determined by COC according to 2-CP, paragraph 21.</li> </ul> <table border="1" style="width: 100%; border-collapse: collapse;"> <thead> <tr> <th style="text-align: center;">IF...</th> <th style="text-align: center;">THEN go to...</th> </tr> </thead> <tbody> <tr> <td style="text-align: center;">COC determines report of crop/commodity acreage or inventory and producer documentation of prevented planted or disaster affected fields/subfields acceptable</td> <td style="text-align: center;">step 2.</td> </tr> <tr> <td style="text-align: center;">not acceptable</td> <td style="text-align: center;">step 7.</td> </tr> </tbody> </table>	IF...	THEN go to...	COC determines report of crop/commodity acreage or inventory and producer documentation of prevented planted or disaster affected fields/subfields acceptable	step 2.	not acceptable	step 7.				
IF...	THEN...																
yes	go to step 2.																
no	<p>inform the producer:</p> <ul style="list-style-type: none"> <li>• of the eligibility requirements to file a report of acreage or inventory</li> <li>• that if the report of crop/commodity acreage or inventory is filed beyond the deadlines according to 2-CP, Exhibit 6.5, paragraph B, the acceptability of the report of acreage will be determined by COC according to 2-CP, paragraph 21.</li> </ul> <table border="1" style="width: 100%; border-collapse: collapse;"> <thead> <tr> <th style="text-align: center;">IF...</th> <th style="text-align: center;">THEN go to...</th> </tr> </thead> <tbody> <tr> <td style="text-align: center;">COC determines report of crop/commodity acreage or inventory and producer documentation of prevented planted or disaster affected fields/subfields acceptable</td> <td style="text-align: center;">step 2.</td> </tr> <tr> <td style="text-align: center;">not acceptable</td> <td style="text-align: center;">step 7.</td> </tr> </tbody> </table>	IF...	THEN go to...	COC determines report of crop/commodity acreage or inventory and producer documentation of prevented planted or disaster affected fields/subfields acceptable	step 2.	not acceptable	step 7.										
IF...	THEN go to...																
COC determines report of crop/commodity acreage or inventory and producer documentation of prevented planted or disaster affected fields/subfields acceptable	step 2.																
not acceptable	step 7.																

--\*

**\*--Instructions for Completing CCC-576 for 2013 and Subsequent Years (Continued)**

**A Completing CCC-576 (Continued)**

<b>Item</b>	<b>Instructions</b>		
	<b>Step</b>	<b>Action</b>	
15 (Cont)	2	Was notice of loss filed according to paragraph 401?	
		<b>IF...</b>	<b>THEN go to...</b>
		yes	step 3.
		no	step 7.
	3	Did the producer have an interest and risk in the production of the crop or commodity at the time of the disaster?	
		<b>IF...</b>	<b>THEN go to...</b>
		yes	step 4.
		no	step 7.
	4	Is the crop or commodity intended for commercial market?	
		<b>IF...</b>	<b>THEN go to...</b>
		yes	step 5.
		no	step 7.
	5	Was all or part of the crop/commodity loss on disaster affected or intended, but prevented planting the result of a natural disaster according to paragraph 21.5 and 2-CP for prevented planted?	
		<b>IF...</b>	<b>THEN...</b>
		yes	<ul style="list-style-type: none"> <li>• determine what extent of the loss was as a result of natural disaster</li> <li>• document the facts</li> <li>• if applicable, determine the amount of production to be assigned for ineligible cause of loss</li> <li>• as applicable, for:               <ul style="list-style-type: none"> <li>• prevented planted, go to step 6</li> <li>• disaster affected planted:                   <ul style="list-style-type: none"> <li>• enter approved disaster affected planted crop/commodity acreage in item 9E</li> <li>• check (✓) item 9G</li> <li>• go to step 8.</li> </ul> </li> </ul> </li> </ul>
	no	go to step 7.	

--\*

**\*--Instructions for Completing CCC-576 for 2013 and Subsequent Years (Continued)**

**A Completing CCC-576 (Continued)**

Item	Instructions	
	Step	Action
15 (Cont)	6	Did the producer establish intent to plant intended but prevented planted acreage according to 2-CP, paragraph 24?
		<b>IF...</b>
		yes for all claimed prevented planted acreage
		no for all claimed prevented planted acreage
		<b>THEN...</b>
		<ul style="list-style-type: none"> <li>• enter all claimed acreage in item 8D</li> <li>• check (✓) item 8E</li> <li>• go to step 10.</li> </ul>
		go to step 7.
		<ul style="list-style-type: none"> <li>• enter approved acreage in item 8D</li> <li>• document basis for decision</li> <li>• go to step 8.</li> </ul>
	7	<p>For the applicable crop or commodity on the notice of loss, document basis for decision and, as applicable, indicate disapproval on CCC-576 for:</p> <ul style="list-style-type: none"> <li>• prevented planting by entering zero in item 8D and checking item 8F</li> <li>• disaster affected acreage by entering zero in item 9E and checking item 9G.</li> </ul> <p>Notify the applicant according to subparagraph 401 G.</p>
	8	Is the approved prevented planted and/or approved disaster affected crop/commodity acreage accurately identified on digital imagery?
		<b>IF...</b>
		<b>THEN...</b>
		yes
		no
		<ul style="list-style-type: none"> <li>• accurately identify the approved crop/commodity acreage on digital imagery</li> <li>• go to step 9.</li> </ul>
	9	Was the crop or commodity produced using good farming practices? See definition of good farming practices in Exhibit 2.
		<b>IF...</b>
		<b>THEN...</b>
		yes
		no
		go to step 10.
		review and document the producer's planned and executed practices.
	10	Repeat steps 1-9 as needed for all crops/commodities. Properly sign and date.

--\*



**\*--Instructions for Completing CCC-576 for 2013 and Subsequent Years (Continued)**

**A Completing CCC-576 (Continued)**

Item	Instructions	
<b>Part D –Appraisal or Report of Production</b>		
This part is to be completed by FSA representative, <b>except</b> for items 32 and 33 that are to be completed by COC. To be eligible to receive NAP benefits, each producer with an interest in the farming relationship must complete a separate CCC-576, Parts D through G, as applicable, for crop types within the pay crop pay type grouping.		
<b>Note:</b> Data filed by any person in the farming relationship, with the exception of shares, may be used to determine payments for other producers with an interest in that farming relationship.		
16	Enter producer filing for NAP benefits.	
17	Enter crop year.	
18	Enter NAP unit number.	
19	Enter pay crop code from 1-NAP, Exhibit 7.4.6.	
20	Enter pay type code from 1-NAP, Exhibit 7.4.6.	
21	Enter planting period as determined according to paragraph 178.	
22	Enter type or variety of the crop as indicated on FSA-578.	
23	Enter crushing district, if applicable.	
24	Enter producer share.	
25	<b>IF for...</b>	<b>THEN enter...</b>
	yield based crops	acres associated with the type/variety, practice and stage.
	maple sap	total number of taps.
	honey	total number of colonies.
Identify field on digital imagery. Final acres may be measured acres obtained through FSA measurement service as requested by producer or during FSA spot check of producer’s certified acres, or acres certified and signed by the producer on CCC-576.		
Follow subparagraph 154 A for reported and determined crop acreage. The FSA representative shall review whether the crop acreage appears accurate.		
If crop acreage appears to be more than 5 percent different than reported on FSA-578, the acreage shall be determined. When the unit has both reported and determined crop acreage, COC shall follow subparagraph 154 A. If this crop is forage intended for mechanical harvest, but was 100 percent grazed then go to Part F, as applicable.		

--\*

**\*--Instructions for Completing CCC-576 for 2013 and Subsequent Years (Continued)**

**A Completing CCC-576 (Continued)**

<b>Item</b>	<b>Instructions</b>
26	Enter practice “ <b>T</b> ” for irrigated and “ <b>N</b> ” for nonirrigated.
27	Enter applicable stage abbreviations according to Exhibit 41.  <b>Examples:</b> G - Grazed H- Harvested UH - Unharvested.
28	Enter harvested production supported by acceptable production records and/or appraised production from CCC-576-1. Attach copies of date-stamped sales receipts.  <b>Note:</b> When the appraised acreage is harvested and the harvested production exceeds the appraised production, use the actual harvested production. When the appraised production exceeds the harvested production, use the appraised production.  <b>Example 1:</b> Producer A indicates crop acreage will not be timely harvested. Producer A requests appraisal to determine production. LA appraises the crop at 23 bushels per acre. Producer harvests the crop 2 months after normal harvest date and harvests 50 bushels per acre. Production to count in item 27 would be harvested production.  <b>Example 2:</b> Producer C indicates crop acreage will not be harvested timely. Producer requests appraisal to determine production. LA appraises the crop at 75 bushels per acre. Producer harvests the crop 3 months after normal harvest date and harvests 18 bushels per acre. Production to count in item 27 would be appraised production.

--\*

**\*--Instructions for Completing CCC-576 for 2013 and Subsequent Years (Continued)**

**A Completing CCC-576 (Continued)**

Item	Instructions
29	Enter intended use of the crop commodity according to Exhibit 34.
30	Enter final use of harvested commodity production according to Exhibit 34.
31	Enter dollar value of secondary use/salvage value according to subparagraph 174 C and paragraph 263.
32	<p>Enter production <b>not</b> to count, <b>when acceptable records identifying this production are available</b>. Refer to paragraph:</p> <ul style="list-style-type: none"> <li>• 174 on secondary use</li> <li>• 194 for mechanically harvested forage intended for grazing</li> <li>• 243 on commingled production</li> <li>• 263 on salvage value.</li> </ul> <p><b>Examples:</b></p> <ul style="list-style-type: none"> <li>• 43 acres reported with an intended use of oat grain. Producer suffers disaster and reports as loss. Producer elects to harvest oats as hay and harvests 43 tons of hay. Enter in item 31 the 43 tons of hay harvested as production not to count. The actual hay value will be deducted from the unit's gross NAP payment according to subparagraph 174 C for secondary use.</li> <li>• 10 acres of apples reported with an intended use of fresh. Because of freeze, apples are unmarketable as fresh or processed. A neighbor pays the producer \$430 for 1,000 bushels of apples to be fed as hog feed. Enter 1,000 bushels in item 31 as production not to count. The salvage value received for this crop shall be deducted from the NAP payment calculated for the crop of the commodity according to paragraph 263 for salvage.</li> <li>• Enter in item 31, any production not to count, when production was commingled and the unit production of a crop/commodity is a matter of record before commingling with current year production according to paragraph 243.</li> <li>• Enter in item 31, any mechanically harvested forage production when the producer intended to graze acreage according to paragraph 194.</li> </ul>
33A	Enter amount of production as determined by COC according to paragraph 245
33B	Enter value of secondary use according to subparagraph 174 C and/or salvage value according to paragraph 263 as determined by COC.

--\*

**\*--Instructions for Completing CCC-576 for 2013 and Subsequent Years (Continued)**

**A Completing CCC-576 (Continued)**

Item	Instructions				
<b>Part E - Value Loss Crops</b>					
This part to be completed by FSA representative.					
34	Enter crop type according to 2-CP, Exhibit 10.5.				
35	Enter producer's share.				
36	Enter inventory or dollar value, as applicable, immediately before disaster according to paragraph 181.  The following table lists value loss crops that are to be reported as either inventory or dollar as follows. See paragraph 757 for graduated price codes for inventory crops.				
<table border="1" style="width: 100%; border-collapse: collapse;"> <thead> <tr> <th style="text-align: center; width: 50%;">Inventory Value Crops</th> <th style="text-align: center; width: 50%;">Dollar Value Crops</th> </tr> </thead> <tbody> <tr> <td style="vertical-align: top;"> <ul style="list-style-type: none"> <li>• aquaculture</li> <li>• Christmas tree</li> <li>• ginseng</li> <li>• mushroom</li> </ul> </td> <td style="vertical-align: top;"> <ul style="list-style-type: none"> <li>• crops with intended use of root stock sets</li> <li>• floriculture</li> <li>• grass with an intended use of sod</li> <li>• nursery</li> <li>• ornamental fish</li> </ul> </td> </tr> </tbody> </table>		Inventory Value Crops	Dollar Value Crops	<ul style="list-style-type: none"> <li>• aquaculture</li> <li>• Christmas tree</li> <li>• ginseng</li> <li>• mushroom</li> </ul>	<ul style="list-style-type: none"> <li>• crops with intended use of root stock sets</li> <li>• floriculture</li> <li>• grass with an intended use of sod</li> <li>• nursery</li> <li>• ornamental fish</li> </ul>
Inventory Value Crops	Dollar Value Crops				
<ul style="list-style-type: none"> <li>• aquaculture</li> <li>• Christmas tree</li> <li>• ginseng</li> <li>• mushroom</li> </ul>	<ul style="list-style-type: none"> <li>• crops with intended use of root stock sets</li> <li>• floriculture</li> <li>• grass with an intended use of sod</li> <li>• nursery</li> <li>• ornamental fish</li> </ul>				
37	Enter inventory or dollar value, as applicable, immediately after the disaster. Determine the dollar value from the loss adjustment report or acceptable and verifiable record of post disaster inventory.				
38	Enter applicable determined inventory or dollar value for losses stemming from ineligible causes of loss, including normal mortality.				
39	Enter total dollar value received for crops sold as salvage according to paragraph 263.				
40	Enter remarks in this item, or attach additional pages with reference, as needed.				

--\*

**\*--Instructions for Completing CCC-576 for 2013 and Subsequent Years (Continued)**

**A Completing CCC-576 (Continued)**

Item	Instructions
<b>Part F - Grazing "AUD" Loss Calculations</b>	
Items 41 through 46 to be completed by Producer, if item 13 was checked "No". If item 13 was checked "Yes", items 41 through 46 are completed by FSA representative. Items 47 through 51 to be completed by FSA representative.	
41	Enter crop type according to 2-CP, Exhibit 10.5.
42	Enter producer share.
43	Enter number of acres grazed by crop type; that is, same carrying capacity and grazing days.  <b>Notes:</b> Enter total number of acres grazed, including private-, Federal-, and State-owned, under the same planting period having the same AUD:  <ul style="list-style-type: none"> <li>• adjustment factor</li> <li>• loss factor</li> <li>• assigned.</li> </ul> <p style="margin-left: 40px;">If there are any differences in the carrying capacity, grazing period, or AUD factors, use a separate line entry.</p>
44	Enter practice, "I" for irrigated and "N" for nonirrigated.
45	Enter acreage of unseeded Federal or State owned land, if applicable.  <b>Note:</b> Cannot equal or exceed total acreage in item 43.
46	Enter "NP" for prevented planted or leave blank.
47	Enter carrying capacity (acres per AU).
48	Enter number of days in the grazing period.
49	Enter AUD adjustment factor requested by the producers and approved by COC.
50	Enter AUD loss factor established by COC according to subparagraph 195 E.
51	Enter AUD assigned by COC.

--\*

**\*--Instructions for Completing CCC-576 for 2013 and Subsequent Years (Continued)**

**A Completing CCC-576 (Continued)**

Item	Instructions
<b>Part G - Certification and Application for Payment</b>	
This part must be filed by the producer in the control County Office, unless producer checked "Yes" in item 13.	
52	<p>Producer shall sign and date certifying to information on form. Each producer with a share in the farming relationship must complete and sign a separate CCC-576, Part G for their share of eligible NAP benefits.</p> <p><b>Exceptions:</b> The producer does <b>not</b> need to sign Part G if the producer:</p> <ul style="list-style-type: none"> <li>• signed the final appraisal and CCC-576-1, and all production is accounted on CCC-576, Parts D through F</li> <li>• checked (✓) "Yes" in item 13.</li> </ul>
53	LA shall sign, date, and include LA code. If LA was <b>not</b> required to do an appraisal or verify the crop information because of production being harvested, or LA signed on CCC-576-1, then an FSA representative shall sign and date.
<b>Part H - COC Approval/Disapproval of Application for NAP Payment</b>	
This part is to be completed by COC or delegated representative based on criteria in paragraph 432.	
54	Use this table to review producer eligibility criteria before approval or disapproval of the application for NAP payment.
<b>Step</b>	<b>Action</b>
1	Review whether crop or commodity was approved in item 8E and/or item 9F. As applicable, if crop or commodity was disapproved in item 8F and/or item 9G, <b>stop</b> ; an application for payment <b>cannot</b> be processed.
2	Was the application for payment filed according to paragraph 432?
	<b>IF... THEN...</b>
yes	go to step 3.
no	<ul style="list-style-type: none"> <li>• disapprove the application for payment</li> <li>• indicate disapproval on CCC-576, item 54 A</li> <li>• document basis for decision</li> <li>• notify the applicant according to paragraph 432.</li> </ul>

--\*

**\*--Instructions for Completing CCC-576 for 2013 and Subsequent Years (Continued)**

**A Completing CCC-576 (Continued)**

Item	Instructions		
	Step	Action	
54 (Cntd)	3	Is a person, who is either the applicant or member of the applicant, disqualified to receive NAP payments according to paragraph 25?	
		<b>IF...</b> <b>THEN...</b>	
		yes      do all of the following: <ul style="list-style-type: none"> <li>• disallow payment to the person and ensure payment is not issued; continue to step 4</li> <li>• document basis for decision</li> <li>• notify the person and applicant according to subparagraph 25 B.</li> </ul>	
	no	go to step 4.	
	4	4	Is a person, who is either the applicant or a member of the applicant, in violation of the Highly Erodible Land and Wetland Conservation provisions according to paragraph 23?
			<b>IF...</b> <b>THEN...</b>
yes      do all of the following: <ul style="list-style-type: none"> <li>• disallow payment to the person and ensure that payment is not issued; continue to step 5</li> <li>• document basis for decision</li> <li>• notify the person and applicant according to 6-CP.</li> </ul>			
no	go to step 5.		

--\*

**\*--Instructions for Completing CCC-576 for 2013 and Subsequent Years (Continued)**

**A Completing CCC-576 (Continued)**

Item	Instructions	
54 (Cntd)	<b>Step</b>	<b>Action</b>
	5	Is the crop eligible for NAP, according to paragraph 171?
		<b>IF... THEN...</b>
	yes	go to step 6.
	no	<ul style="list-style-type: none"> <li>• disapprove the application for payment</li> <li>• indicate disapproval on CCC-576, item 54 A</li> <li>• document basis for decision</li> <li>• notify applicant of COC decision.</li> </ul>
	6	Was the unit crop loss or prevented planting because of natural disaster according to paragraph 21?
		<b>IF... THEN...</b>
	yes	go to step 7.
	no	<ul style="list-style-type: none"> <li>• disapprove the application for payment</li> <li>• indicate disapproval on CCC-576, item 54 A</li> <li>• document basis for decision and notify the applicant.</li> </ul>
	7	Has all payment eligibility been met according to 4-PL?
		<b>IF... THEN...</b>
	yes	go to step 8.
	no	inform the applicant of 4-PL requirements.

--\*



**\*--Instructions for Completing CCC-576 for 2013 and Subsequent Years (Continued)**

**A Completing CCC-576 (Continued)**

Item	Instructions		
54 (Cntd)	Step	Action	
	8	Was the unit's approved yield properly calculated according to Part 6?	
		<b>IF...</b>	<b>THEN...</b>
		yes	go to step 9.
	9	no	<ul style="list-style-type: none"> <li>• properly calculate the unit's approved yield according to Part 6</li> <li>• go to step 9.</li> </ul>
		Do all producers sharing in the crop agree on the percentage of shares?	
		<b>IF...</b>	<b>THEN...</b>
	10	yes	go to step 10.
		no	<ul style="list-style-type: none"> <li>• do not pay any producer under the application</li> <li>• notify the producers that the application cannot be paid.</li> </ul>
		Are producer's production records determined acceptable, verifiable and reliable, by COC according to paragraph 245?	
	11	<b>IF...</b>	<b>THEN...</b>
		yes	go to step 11.
		no	<ul style="list-style-type: none"> <li>• disapprove application for payment</li> <li>• indicate disapproval on CCC-576, item 53 A</li> <li>• document basis for decision and notify the applicant.</li> </ul>
12	COC shall review any available information about other USDA benefits and ensure that the multiple benefit exclusion according to paragraph 435 is not violated. Go to step 12.		
12	Ensure that the payment was properly calculated and reviewed by a second party according to the specific paragraphs in paragraph 433.		

--\*

**\*--Instructions for Completing CCC-576 for 2013 and Subsequent Years (Continued)**

**A Completing CCC-576 (Continued)**

Following review of Parts D, E, or F, as applicable, and G, COC shall check (✓) the appropriate box indicating whether the application for payment is approved or disapproved.

- “Approved” means that all requisite forms and information has been submitted according to procedure **and crop approval exists for the crop, unit, and disaster which are the basis of the application.** COC representative shall check (✓) “Approved” box, sign, and date.
- “Disapproved” means that the application **cannot** be approved because all required forms or information have not been furnished as required, or the application was not timely filed. COC representative shall check (✓) “Disapproved” box, sign and, date.--\*

**\*--Instructions for Completing CCC-576 for 2013 and Subsequent Years (Continued)**

**B Example of CCC-576**

This is an example of CCC-576 for 2013 and future years.

This form is available electronically		Form Approved – OMB No. 0560-0175			
<b>CCC-576</b> <small>(07-25-12)</small>	U.S. DEPARTMENT OF AGRICULTURE Commodity Credit Corporation	<b>PART A – GENERAL INFORMATION (To be completed by County Office)</b>			
<b>NOTICE OF LOSS AND APPLICATION FOR                  PAYMENT NONINSURED CROP DISASTER                  ASSISTANCE PROGRAM FOR                  2013 AND SUBSEQUENT YEARS</b>		1. County FSA Office Name and Address (Including Zip Code) Your County FSA Office 123 Our Street Everytown, USA 12345-6789	2. Crop Year  XXXX		
(See Page 2 for Privacy Act and Paperwork Reduction Act Statements.)		3. State and County Code  C0001	4. Date Received by County FSA Office (MM-DD-YYYY)  07-28-XXXX		
		5. Producer's Name and Address (Including Zip Code) Julius and Jane Public My Lane Ray Place, USA 12345-6789			
<b>PART B – NOTICE OF LOSS (To be completed by Producer)</b>					
<b>6. Disaster Event</b>					
A. What disaster event(s) caused loss? Flood	B. Beginning date of disaster (MM-DD-YYYY) 07-18-XXXX	D. When was loss apparent? (MM-DD-YYYY)  07-22-XXXX			
	C. Ending date of disaster (MM-DD-YYYY) 07-21-XXXX				
<b>7. Crop</b>					
A. Crop Name Cabbage	B. Crop Type Napa	C. Intended Use Fresh	D. Practice IR	E. Planting Period 01	
F. For the crop type entered in Item 7B, was there any agreement or contract for payment for growing the crop, as opposed to delivery of production?  <input type="checkbox"/> YES <input checked="" type="checkbox"/> NO    If "YES," provide a copy of such Agreement, contract, or a written narrative explanation of agreement.					
<b>8. Intended, but Prevented Planted Acres</b>					
A. Farm Number	B. NAP Unit Number	C. Intended, but Prevented Planted Acreage	<b>COC Use Only</b>		
			D. Approved Acreage	E. Approved Disapproved	
45	179	2.0			
G. For the intended, but prevented acreage in Item 8C, complete the following entries:					
(1) Purchased, Delivery, or Arranged for: <input checked="" type="checkbox"/> YES <input type="checkbox"/> NO    (2) If "YES", in Item G(1), explain and attach copies					
(a) Seed, Chemical, and Fertilizer		X	Seed, chemicals, fertilizer purchased June 25		
(b) Land Preparation Measures		X	Acreage prep for seed July 12		
H. Part or all of the intended, but prevented crop acreage has been or will be replanted to another crop? <input checked="" type="checkbox"/> YES <input type="checkbox"/> NO    If "YES", provide details.					
<b>9. Disaster Affected Planted Acres</b>					
A. Farm Number	B. NAP Unit Number	C. Disaster Affected Planted Acreage	D. Total Planted Acreage	<b>COC Use Only</b>	
				E. Approved Acreage	F. Approved Disapproved
124	179	0.5	1.0		
10. What cultivation practices have been and will be employed on damaged crop acreage (e.g., fertilizer, seeding, irrigation, pesticide and herbicide applications; before and after date of damage)? (See attached for details)  Acreage prep for seed July 10, seeded July 15, Irr placed July 16, pesticide & herbicide applied.					
11. Has any of the disaster affected planted crop acreage been destroyed, or replanted, or put to another use? (If "YES". See attached) <input type="checkbox"/> YES <input checked="" type="checkbox"/> NO					
12. Has, or will all of disaster affected planted crop acreage in Item 9C above be harvested for the intended use in Item 7C? <input checked="" type="checkbox"/> YES <input type="checkbox"/> NO  NOTE: "If "NO," you must request an appraisal of any planted acreage that will not be harvested for the intended use in Item 7C. You must not destroy or put acreage to another use before written consent is given by an authorized CCC or FCIC loss adjuster for such destruction or other use." Failure to do so will result in loss of program assistance.					
13. Will independent assessment be used on all grazed acreage for the crop in Item 7A? <input type="checkbox"/> YES <input type="checkbox"/> NO					
<b>14. Producer certifies that all information in Part B is correct and acknowledges receipt of copy of this form.</b>					
A. Producer's Signature (BY) /s/ Jane Public			B. Title/Relationship (Individual Signing in the Representative capacity)		C. Date (MM-DD-YYYY) 07-28-XXXX
<b>PART C – COC APPROVAL OR DISAPPROVAL OF LOSS</b>					
15. COC must approve or disapprove for applicable intended, but prevented planted and or disaster affected planted acres as indicated above.					
A. COC Signature					C. Date (MM-DD-YYYY)

--\*



Approved Yield Examples

```

2003 NAP                      County Name                      MHACYD01
Approved Yield Calculation Screen  Version:AA01 09/25/2003  12:12  Term W1
-----
Producer  Joe Jones                      Unit  101      Trans Yield  1000.0
Crop  CORN  Type POP  Plnt Pd 01  Int Use GR      Adj Trans Yield
                                           Reason  Date
                                           Prior Appr Yield
                                           Approved Yield
Substitute Yield?  Y
Cup Rules Apply?  Y

Crop  Eligible  Acres Planted  Actual Production  Record  Yield
Year  Disaster  Irrigated      (BU )             Type    Type    Yield
2002  Y          0              0                  1
2001  Y          10             9000
2000
1999
1998
—
—
—
—
—
Cmd1=Remarks  Cmd4=Prev  Cmd5=Update  Cmd7=End  Cmd12=Print  Cmd24=Delete  Help=Help

```

The unit has acres and production for 2001. There were no acres planted in 2002. The crop year 1998 was entered to provide the system with 4 APH crop years as 2002 does not count as a crop year.

```

2003 NAP                      County Name                      MHACYD01
Approved Yield Calculation Screen  Version:AA01 09/25/2003  12:12  Term W1
-----
Producer  Joe Jones                      Unit  101      Trans Yield  1000.0
Crop  CORN  Type POP  Plnt Pd 01  Int Use GR      Adj Trans Yield
                                           Reason  Date
                                           Prior Appr Yield
                                           Approved Yield  825.0
Substitute Yield?  Y
Cup Rules Apply?  Y

Crop  Eligible  Acres Planted  Actual Production  Record  Yield
Year  Disaster  Irrigated      (BU )             Type    Type    Yield
2002  Y          0.00           0.00              Z
2001  Y          10.00          9000.00           1        A        900.0
2000  Y          0.00           0.00              E        E        800.0
1999  Y          0.00           0.00              E        E        800.0
1998  Y          0.00           0.00              E        E        800.0
—
—
—
—
—
Cmd1=Remarks  Cmd4=Prev  Cmd5=Update  Cmd7=End  Cmd12=Print  Cmd24=Delete  Help=Help

```

Approved Yield Examples (Continued)

```

2003 NAP                      County Name                      MHACYD01
Approved Yield Calculation Screen  Version:AA01 09/25/2003  12:12  Term W1
-----
Producer  Joe Jones                      Unit  101      Trans Yield  1000.0
  Crop  CORN  Type POP  Plnt Pd 01  Int Use GR      Adj Trans Yield
                                           Reason  Date
                                           Prior Appr Yield
                                           Approved Yield

Crop  Eligible  Acres Planted  Actual Production  Record  Yield
Year  Disaster  Irrigated      (BU )              Type    Type    Yield
2002                0              0
2001      Y      10              5000              1
2000
1999
1998
—
—
—
—
—
Cmd1=Remarks  Cmd4=Prev  Cmd5=Update  Cmd7=End  Cmd12=Print  Cmd24=Delete  Help=Help

```

The unit has acres and production for 2001. There were no acres planted in 2002. The crop year 1998 was entered to provide the system with 4 APH crop years as 2002 does not count as a crop year. Pressing "Cmd5" will redisplay the updated screen. The yield type for 2001 is determined to be "R" as 1 of the producers on the unit requested to use a replacement yield. Following is an example of the screen after the change is made and "Cmd5" is pressed.

```

2003 NAP                      County Name                      MHACYD01
Approved Yield Calculation Screen  Version:AA01 09/25/2003  12:12  Term W1
-----
Producer  Joe Jones                      Unit  101      Trans Yield  1000.0
  Crop  CORN  Type POP  Plnt Pd 01  Int Use GR      Adj Trans Yield
                                           Reason  Date
                                           Prior Appr Yield
                                           Approved Yield

Crop  Eligible  Acres Planted  Actual Production  Record  Yield
Year  Disaster  Irrigated      (BU )              Type    Type    Yield
2002                0.00          0.00
2001      Y      10.00          5000.00          1      R      650.0
2000                                E      800.0
1999                                E      800.0
1998                                E      800.0
—
—
—
—
—
Cmd1=Remarks  Cmd4=Prev  Cmd5=Update  Cmd7=End  Cmd12=Print  Cmd24=Delete  Help=Help

```

Approved Yield Examples (Continued)

```

2003 NAP                      County Name                      MHACYD01
Approved Yield Calculation Screen  Version:AA01 09/25/2003  12:12  Term W1
-----
Producer  Joe Jones                      Unit  101      Trans Yield  1000.0
  Crop  CORN  Type POP  Plnt Pd 01  Int Use GR      Adj Trans Yield
                                           Reason  Date
                                           Substtute Yield?  Y      Prior Appr Yield  650.0
                                           Cup Rules Apply?  Y      Approved Yield
Crop  Eligible  Acres Planted  Actual Production  Record  Yield
Year  Disaster  Irrigated      (BU )           Type    Type    Yield
2002                                10
2001
2000
1999
---
---
---
---
---
---
Cmd1=Remarks  Cmd4=Prev  Cmd5=Update  Cmd7=End  Cmd12=Print  Cmd24=Delete  Help=Help

```

The unit has acres but no production for 2002. The unit had a prior approved yield of 650 bushels. Pressing "Cmd5" will redisplay the screen with a "P" yield type in 2002 and 5 yield types for previous years. The yield type for 2002 is determined to be "U" as unit qualifies for the substitute yield rule. The yield type of "P" was replaced and the calculated yield of 488, which is 75 percent of the prior year approved yield, was replaced with 65 percent of the T-yield. Following is an example of the screen after the updates were made and "Cmd5" is pressed.

```

2003 NAP                      County Name                      MHACYD01
Approved Yield Calculation Screen  Version:AA01 09/25/2003  12:12  Term W1
-----
Producer  Joe Jones                      Unit  101      Trans Yield  1000.0
  Crop  CORN  Type POP  Plnt Pd 01  Int Use GR      Adj Trans Yield
                                           Reason  Date
                                           Substtute Yield?  Y      Prior Appr Yield  650.0
                                           Cup Rules Apply?  Y      Approved Yield
Crop  Eligible  Acres Planted  Actual Production  Record  Yield
Year  Disaster  Irrigated      (BU )           Type    Type    Yield
2002                                10.00          U      650.0
2001                                S      650.0
2000                                S      650.0
1999                                S      650.0
---
---
---
---
---
---
Cmd1=Remarks  Cmd4=Prev  Cmd5=Update  Cmd7=End  Cmd12=Print  Cmd24=Delete  Help=Help

```

Approved Yield Examples (Continued)

```

2003 NAP                      County Name                      MHACYD01
Approved Yield Calculation Screen  Version:AA01 09/25/2003  12:12  Term W1
-----
Producer  Joe Jones                      Unit  101          Trans Yield  1000.0
Crop  CORN  Type POP  Plnt Pd 01  Int Use GR          Adj Trans Yield
                                                Reason      Date
                                                Substitue Yield?  N          Prior Appr Yield  825.0
                                                Cup Rules Apply?  Y          Cupped Approved Yield
Crop  Eligible  Acres Planted  Actual Production  Record  Yield
Year  Disaster  Irrigated      (BU )              Type    Type    Yield
2002  Y          10              0                  4
2001  Y          10              0                  4
2000  Y          10              0                  4
1999
-----
Cmd1=Remarks  Cmd4=Prev  Cmd5=Update  Cmd7=End  Cmd12=Print  Cmd24=Delete  Help=Help

```

The unit has acres but no production was harvested for 2000, 2001, or 2002. The unit had a prior approved yield of 825 bushels. The following is an example of the screen when “Cmd5” is pressed.

```

2003 NAP                      County Name                      MHACYD01
Approved Yield Calculation Screen  Version:AA01 09/25/2003  12:12  Term W1
-----
Producer  Joe Jones                      Unit  101          Trans Yield  1000.0
Crop  CORN  Type POP  Plnt Pd 01  Int Use GR          Adj Trans Yield
                                                Reason      Date
                                                Substitue Yield?  N          Prior Appr Yield  825.0
                                                Cup Rules Apply?  Y          Cupped Approved Yield  743.0
Crop  Eligible  Acres Planted  Actual Production  Record  Yield
Year  Disaster  Irrigated      (BU )              Type    Type    Yield
2002  Y          10.00          0.00              R          650.0
2001  Y          10.00          0.00              R          650.0
2000  Y          10.00          0.00              R          650.0
1999                                T          1000.0
-----
Cmd1=Remarks  Cmd4=Prev  Cmd5=Update  Cmd7=End  Cmd12=Print  Cmd24=Delete  Help=Help

```

The yield types for 2000, 2001, and 2002 are determined to be “R” as there were appraisals done for all years. The approved yield has been cupped as the calculated yield of 738 is less than 90 percent of the prior year approved yield.