

FSA HANDBOOK

Livestock Disaster Assistance Programs

To access the transmittal page click on the short reference.

For State and County Offices

SHORT REFERENCE

1-LDAP

UNITED STATES DEPARTMENT OF AGRICULTURE
Farm Service Agency
Washington, DC 20250

UNITED STATES DEPARTMENT OF AGRICULTURE

Farm Service Agency
Washington, DC 20250

**Livestock Disaster Assistance Programs
1-LDAP**

Amendment 27

Approved by: Acting Deputy Administrator, Farm Programs



Amendment Transmittal

A Reasons for Amendment

Paragraph 428 has been amended to provide that LFP e-funds are maintained at the National level and to update contact information for requesting access.

Paragraph 437.5 has been added to provide that 2008 LFP payment authorization requests will be submitted through a SharePoint web site.

Paragraph 453 has been amended to provide that LIP e-funds are maintained at the National level and to update contact information for requesting access.

Paragraph 454 has been added to provide that 2008 LIP payment authorization requests will be submitted through a SharePoint web site.

Page Control Chart		
TC	Text	Exhibit
7, 8	7-141 through 7-160 7-165, 7-166 7-166.5 through 7-166.8 (add) 8-5, 8-6 8-7 through 8-16 (add)	

Table of Contents

Page No.

Part 1 Basic Information

1	Handbook Purpose and Coverage.....	1-1
2-20	(Reserved)	

Part 2 LIP

Section 1 Basic LIP Provisions

21	General Information.....	2-1
22	Responsibilities.....	2-2
23	Definitions for LIP.....	2-9
24-39	(Reserved)	

Section 2 Policy and Procedure

40	Signup Period.....	2-31
41	Eligibility Criteria.....	2-33
42	Payment Rates, Limitations, and Reductions	2-44
43	General Payment Information.....	2-50
4-70	(Reserved)	
71	Applying for Benefits	2-71
72	Notice of Loss	2-72
73	Application for Payment.....	2-73
74	FSA-926, Livestock Indemnity Program Third Party Certification	2-87
75	Acting on FSA-914.....	2-94
76	FSA-914, Livestock Indemnity Program Application.....	2-100
77	(Withdrawn--Amend. 12)	
78-90	(Reserved)	

Table of Contents (Continued)

Page No.

Part 3 LIP Software

Section 1 Level II eAuthentication Access

91	Accessing LIP Software.....	3-1
92	LIP Main Menu.....	3-5
93	State and County Selection.....	3-6
94	Producer Search – Application Status Screen.....	3-7
95	Part B – Notice of Loss Screen.....	3-10
96	Application Confirmation Screen.....	3-13
97	Part C - Livestock Location & Producer Screen.....	3-14
98	Part D - Livestock Information Screen.....	3-16
99	Add Livestock Not Previously Recorded Screen.....	3-19
100	Add Losses for Previously Recorded Livestock Screen.....	3-23
101	Part E & F – Documentation of Purchase and Loss Screen.....	3-26
102	Producer Summary Screen.....	3-29
103	Application Confirmation Screen.....	3-33
104	Approve/Disapprove Application Screen.....	3-34
105	CCC Representative Electronic Approval/Disapproval Screen.....	3-36
106	LIP Reports Screen.....	3-38
107	Nationwide Customer Service.....	3-40
108-130	(Reserved)	

Section 2 State Office Administrative Access

131	State Office Access to LIP Web Site.....	3-71
132	LIP Main Menu.....	3-75
133	Livestock Indemnity Program (LIP) Manage Master Data Screen.....	3-76
134	Program Year, State, and County Selections.....	3-77
135	Mortality Rate Maintenance Screen.....	3-78
136	Edit Mortality Rate Screen.....	3-80
137	Delete Mortality Rate Screen.....	3-82
138	Add Mortality Rate Screen.....	3-83

Table of Contents (Continued)

Page No.

Part 4 LFP

Section 1 Basic LFP Information

160	General Information.....	4-1
161	Responsibilities.....	4-2
161	Definitions for LFP.....	4-8
163-169	(Reserved)	

Section 2 Policy and Procedure

170	Signup Period.....	4-31
171	Eligibility Criteria.....	4-32
172-180	(Reserved)	

Section 3 Payment Rates, Limitations, and Reductions

181	Payment Rates, Limitations, and Reductions	4-71
182	Drought Payment Calculation.....	4-74
183	Drought Fire Payment Calculation	4-77
184	General Payment Information.....	4-78
185-199	(Reserved)	

Section 4 Applying for Benefits

200	Applying for Benefits	4-111
201	Acting on FSA-925.....	4-119
202	FSA-925, Livestock Forage Disaster Program Application	4-123
203	FSA-925-1, Estimated Livestock Forage Disaster Program Payment Calculation Worksheet.....	4-134
204-230	(Reserved)	

Table of Contents (Continued)

Page No.

Part 5 ELAP

Section 1 Basic ELAP Information

231	General Information.....	5-1
232	Responsibilities.....	5-3
233	Definitions for ELAP.....	5-8
234-240	(Reserved)	

Section 2 Policy and Procedure

241	Signup Period.....	5-21
242	Eligibility Criteria.....	5-23
243-250	(Reserved)	

Section 3 Livestock Eligibility Criteria

251	Livestock Eligibility.....	5-57
252	Livestock Payment Rates, Payment Calculations.....	5-66
253	Determining Lost Feed Value and Additional Feed Costs.....	5-75
254-260	(Reserved)	

Section 4 Honeybee Eligibility Criteria

261	Honeybee Eligibility.....	5-101
262-270	(Reserved)	

Section 5 Farm-Raised Fish Eligibility Criteria

271	Farm-Raised Fish.....	5-131
272-280	(Reserved)	

Section 6 Payment Limitation and Reductions

281	Payment Rates, Limitations, and Reductions.....	5-159
282	General Payment Information.....	5-161
283-293	(Reserved)	
294	Applying for Benefits.....	5-195
295	Notice of Loss.....	5-196

Table of Contents (Continued)

Page No.

Part 5 ELAP (Continued)

Section 6 Payment Limitation and Reductions (Continued)

296	Application for Payment.....	5-197
297	Acting on FSA-918 or FSA-930.....	5-203
298	FSA-918, Emergency Loss Assistance for Livestock Application.....	5-207
299	FSA-930, Emergency Loss Assistance for Farm-Raised Fish/Honey Bees Application.....	5-222
300	FSA-918-1, Emergency Loss Assistance for Livestock Payment Calculation Worksheet.....	5-233
301-304	(Reserved)	

Section 7 General Payment Provisions

305	General Payment Provisions for Web-Based ELAP Payments.....	5-261
306	Payment Limitation.....	5-263
307	Payment Eligibility.....	5-264
308	Funds Control.....	5-266
309, 310	(Reserved)	

Section 8 Issuing ELAP Payments

311	Overview.....	5-275
311.5	Program Year Selection Page.....	5-276.5
311.6	Select Administrative State/County Page.....	5-276.6
312	ELAP Main Menu.....	5-277
313	Recording ELAP Payment Data.....	5-278
314	Modifying/Deleting Previously Recorded ELAP Payment Data.....	5-283
315	Modify/Delete Calculated Payment Web Page.....	5-285
316	Modify Calculated Payment Confirmation Web Page.....	5-287
317	Delete Calculated Payment Confirmation Web Page.....	5-288
318	Handling Overpayments.....	5-289
319	ELAP Payment Process.....	5-292
320	ELAP Payment Reports.....	5-294
321	Payment History Report – Detail.....	5-295
322	General Provisions for Canceling Payments.....	5-298
323	General Provisions for Overpayments.....	5-299
324-329	(Reserved)	

Part 6 (Reserved)

330-350 (Reserved)

Table of Contents (Continued)

Page No.

Part 7 LFP

Section 1 Level 2 eAuthentication Access

351	Accessing LFP Software.....	7-1
352	LFP Main Menu.....	7-3
353	State and County Selection.....	7-5
354	Producer Search – Application Status Screen.....	7-6
355	Physical Location State and County Selection Screen.....	7-9
356	Disaster Selection Screen.....	7-10
357	Part B – Disaster Information Screen.....	7-11
358	Part C – Livestock Information Screen.....	7-13
359	Part C – Livestock Information (Continued) Screen.....	7-16
360	Part D – Forage Information Drought Screen.....	7-19
361	Part D – Forage Information Drought (Continued) Screen.....	7-22
362	Part E – Forage Information Fire Screen.....	7-25
363	Producer Summary Screen.....	7-28
364	Application Confirmation Screen.....	7-31
365	Approve/Disapprove Applications Screen.....	7-32
366	CCC Representative Electronic Approval/Disapproval Screen.....	7-34
367	LFP Reports Screen.....	7-36
368	Nationwide Customer Service.....	7-38
369-400	(Reserved)	

Section 2 State Office Administrative Access

401	State Office Access to LFP Web Site.....	7-71
402	LFP Main Menu.....	7-73
403	LFP County Grazing Dates Maintenance.....	7-74
404-409	(Reserved)	

Section 3 (Reserved)

410-424 (Reserved)

Section 4 General Payment Provisions

425	General Payment Provisions That Apply to LFP.....	7-137
426	Payment Limitation.....	7-139
427	Payment Eligibility.....	7-140
428	Funds Control.....	7-142
429-434	(Reserved)	

Table of Contents (Continued)

Page No.

Part 7 LFP (Continued)

Section 5 Issuing LFP Payments

435	Overview.....	7-161
436	Payment Calculations for LFP	7-163
437	Computing Payments and Overpayments	7-164
437.5	2008 LFP Payment Processing	7-166
438	LFP Payment Reports	7-166.8
439	LFP Estimated Calculated Payment Report.....	7-167
440	LFP Payment History Report - Detail.....	7-188
441	General Provisions for Canceling Payments	7-191
442	General Provisions for Overpayments	7-192
443	Charging Interest.....	7-193
444-449	(Reserved)	

Part 8 LIP Payment Provisions

Section 1 General Payment Provisions

450	Payment Provisions That Apply to LIP	8-1
451	Payment Limitation.....	8-3
452	Payment Eligibility	8-4
453	Funds Control	8-6
454	2008 Authority Payment Processing.....	8-7
455-459	(Reserved)	

Section 2 Issuing LIP Payments

460	Overview.....	8-17
461	Payment Calculations for LIP	8-19
462	Computing Payments and Overpayment Amounts	8-20
463	FSA-914E, Estimated Calculated Payment Report	8-22
464	Printing FSA-914E, Estimated Calculated Payment Report	8-25
465	LIP Payment Reports	8-28
466	General Provisions for Canceling Payments	8-29
467	General Provisions for Overpayments	8-30
468	Charging Interest.....	8-31

Table of Contents (Continued)

Exhibits

- 1 Reports, Forms, Abbreviations, and Redelegations of Authority
- 2 Definitions of Terms Used in This Handbook
- 3 Menu and Screen Index
- 4-6 (Reserved)
- 7 Producer Notification of Spot Checks of LIP
- 8 National Normal Mortality Rate Table
- 9 FSA-770 LIP, Livestock Indemnity Program Checklist
- 10-12 (Reserved)
- 13 FSA-770 LFP, Livestock Forage Disaster Program Checklist
- 14, 15 (Reserved)
- 16 Standard AU Conversion Chart
- 17-19 (Reserved)
- 20 FSA-770 ELAP, Emergency Assistance for Livestock, Honeybees, and Farm-Raised Fish Program Checklist

Part 1 Basic Information

1 Handbook Purpose and Coverage

A Handbook Purpose

This handbook has been issued to provide procedure for livestock programs implemented by DAFP, through PECD.

B Related Handbooks

Handbooks related to programs provided in this handbook include the following:

- 1-APP for appeals
- 1-CM for signatures, power-of-attorney, and name and address files
- *--9-CM for common payment reports--*
- 2-CP for filing and revising acreage reports
- 6-CP for conservation compliance
- 7-CP for finality rule provisions
- 1-FI for direct deposits
- 3-FI for deleting incorrect program codes on automated CCC-257's
- 58-FI for claims and withholdings
- 61-FI for prompt payment information
- 63-FI for assignments and joint payments
- 64-FI for establishing and reporting claims in the Automated Claims System
- 67-FI for establishing and reporting debts in CRS
- 2-INFO for providing information to the public
- 1-PL for "person" and average AGI provisions for 2008
- 2-PL for updating subsidiary information in the System 36
- 3-PL for updating subsidiary information in the web-based system
- 4-PL for "direct attribution" and average AGI provisions for 2009 and subsequent years.

C Sources of Authority

This handbook provides procedure for multiple livestock programs. The programs are separated by part in this handbook. See the applicable part for the source of authority and regulations for a specific program.

2-20 (Reserved)

Part 2 Livestock Indemnity Program (LIP)**Section 1 Basic LIP Provisions****21 General Information****A Purpose**

This part provides instructions for administering LIP.

LIP provides monetary assistance to eligible livestock owners and livestock contract growers, for eligible livestock deaths in excess of normal mortality that occurred in the calendar year for which benefits are being requested as a direct result of an eligible adverse weather event, including losses because of hurricanes, floods, blizzards, disease, wildfires, extreme heat, and *--extreme cold. Eligible livestock must have died:

- as a direct result of an eligible adverse weather event that occurred on or after January 1, 2008, and before October 1, 2011
- no later than 60 calendar days from the ending date of the applicable adverse weather event, but before November 30, 2011--*
- in the calendar year for which benefits are being requested.

Note: Because feed can be purchased or otherwise obtained in the event of a drought, drought is not an eligible adverse weather event except when anthrax, as a related condition that occurs as a result of drought, results in the death of eligible livestock.

B Source of Authority

LIP will be administered using funds from the Agricultural Disaster Relief Trust Fund established under section 902 of the Trade Act of 1974, as amended by the 2008 Farm Bill under Titles XII and XV of the Food, Conservation, and Energy Act of 2008, Pub. L. 110-246.

The regulations for LIP are provided in 7 CFR Part 760, Subparts B and E.

C Public Information

Follow instructions in 2-INFO for providing information about LIP.

D Modifying Provisions

Provisions in this handbook shall **not** be revised without prior approval from the National Office. Requests for revisions shall be addressed to the Livestock Assistance Program Manager, through DAFP.

21 General Information (Continued)**E Forms**

Forms, worksheets, applications and other documents other than those provided in this handbook or issued by the National Office shall not be required for implementing LIP.

Any document that collects data from a participant, regardless of whether the participant's signature is required:

- is subject to the Privacy Act and information collection procedures
- requires clearance by the following offices:
 - National Office program area
 - MSD
 - OMB.

F Related Handbooks

See Part 1 for handbooks related to LIP.

22 Responsibilities**A STC Responsibilities**

Within the authorities and limitations in this handbook and 7 CFR Part 760, Subparts B and E, STC's shall:

- direct the administration of LIP
- ensure that FSA State and County Offices follow LIP provisions
- thoroughly document all actions taken in the STC minutes
- handle appeals according to 1-APP

22 Responsibilities (Continued)

A STC Responsibilities (Continued)

- require reviews be conducted by DD according to subparagraph 75 D to ensure that County Offices comply with LIP provisions

Note: STC may establish additional reviews to ensure that LIP is administered according to these provisions.

- take any oversight actions necessary to ensure that IPIA provisions are met to prevent County Offices from issuing any improper payments according to subparagraph 43 F
- establish normal mortality rates for each livestock kind/type and weight range according to subparagraph 41 I
- establish eligibility criteria for livestock deaths because of extreme heat and extreme cold according to subparagraph 41 A.

Important: STC shall ensure that COC thoroughly documents each case to ensure that:

- in fact the cause of loss was because of extreme heat or extreme cold
- management decisions were not the cause of loss
- the extreme heat or extreme cold was such an abnormality that it could reasonably cause the deaths.

B SED Responsibilities

Within the authorities and limitations in this handbook and 7 CFR Part 760, Subparts B and E, SED's shall:

- ensure that County Offices follow LIP provisions
- handle appeals according to 1-APP
- ensure that DD conducts reviews according to subparagraph A

Note: SED may establish additional reviews to ensure that LIP is administered according to these provisions.

- ensure that **all** County Offices publicize LIP provisions according to subparagraph D
- immediately notify the National Office Livestock Assistance Program Manager of software problems, incomplete or incorrect procedures, specific problems, or findings
- take any oversight actions necessary according to subparagraph 43 F to ensure that IPIA provisions are met to prevent County Offices from issuing any improper payments.

22 Responsibilities (Continued)

C DD Responsibilities

Within the authorities and limitations in this handbook and 7 CFR Part 760, Subparts B and E, DD's shall:

- ensure that COC's and CED's follow LIP provisions
- conduct reviews according to subparagraph 75 D, and any additional reviews established by STC or SED according to subparagraph A and B
- provide SED with report of reviews conducted according to subparagraph 75 D
- take any oversight actions necessary to ensure that IPIA provisions are met to prevent County Offices from issuing any improper payments according to subparagraph 43 F
- closely monitor the number of third party certifications approved by COC according to subparagraph 73 G

Important: If the number of participants using third party certifications is excessive when compared to surrounding counties, DD shall take all necessary action to ensure that the claimed losses are reasonable and that the provision is not being abused.

- ensure that County Offices publicize program provisions according to subparagraph D.

D COC Responsibilities

Within the authorities and limitations in this handbook and 7 CFR Part 760, Subparts B and E, COC's shall:

- fully comply with all LIP provisions
- ensure that CED fully complies with all LIP provisions
- review, approve and/or disapprove, and document in the COC minutes all third party certifications according to subparagraph 73 G

Important: COC shall **not** delegate authority to review third party certifications to CED or PT's.

22 Responsibilities (Continued)

D COC Responsibilities (Continued)

- *--ensure that CED provides DD with a monthly written report of all reviews of third--* party certifications according to subparagraph 73 G
- act on completed FSA-914's for LIP according to paragraph 75
- handle appeals according to 1-APP
- thoroughly document all actions taken in the COC minutes

Important: All the following **must** be thoroughly documented for all LIP program determinations made by COC:

- all factors reviewed or considered
 - all documentation reviewed
 - references to applicable handbooks, notices, and regulations
 - all sources of information obtained for review or consideration.
- take any oversight actions necessary to ensure that IPIA provisions are met to prevent County Offices from issuing any improper payments according to subparagraph 43 F
 - ensure that producers receive complete and accurate program information

Note: Program information may be provided through the following:

- program leaflets, newsletters, and print media
 - meetings
 - radio, television, and video
 - County Office visits.
- ensure that LIP general provisions and other important items are publicized as soon as possible after information is received from the National Office, including but not limited to, the following:
 - notice of loss and application for payment deadlines
 - payment limitation and attribution
 - eligible livestock
 - basic participant eligibility criteria
 - general data required to complete application.

Note: The LIP Fact Sheet may be used to provide some of the information in this subparagraph. The fact sheet is available online at <http://disaster.fsa.usda.gov>.

22 Responsibilities (Continued)

E CED Responsibilities

Within the authorities and limitations in this handbook and 7 CFR Part 760, Subparts B and E, CED's shall:

- fully comply with all LIP provisions
- ensure that County Office employees fully comply with all LIP provisions
- act on completed FSA-914's for LIP according to paragraph 75

Note: CED may delegate approval authority to program technicians for routine cases where proof of death is provided according to subparagraph 73 E. Document all delegations in COC minutes.

program technicians shall **not** be delegated authority to:

- disapprove any FSA-914
 - approve any FSA-914 where contemporaneous record or third party certification is used to prove loss.
- *--provide DD with a monthly written report of all third party certifications according to subparagraph 73 B--*
- ensure that all program and payment eligibility requirements have been met by producers before issuing any payment to ensure that IPIA provisions are met

Note: See subparagraph 43 F for additional information.

- handle appeals according to 1-APP
- ensure that producers receive complete and accurate program information
- immediately notify SED, through DD, of software problems and incomplete or incorrect procedures
- ensure that all participants receive a copy of Exhibit 7 when they file an application according to paragraph 76
- ensure that general provisions and other important items are publicized according to subparagraph D and copies are retained in the County Office.

22 Responsibilities (Continued)

F Program Technician Responsibilities

Within the authorities and limitations in this handbook and 7 CFR Part 760, Subparts B and E, the program technician shall:

- fully comply with all LIP provisions
- immediately notify CED of software problems and incomplete or incorrect procedures
- ensure that producers receive complete and accurate program information
- ensure that all participants receive a copy of Exhibit 7 when they file an application according to paragraph 76
- ensure that all program and payment eligibility requirements have been met by producers before issuing any payment to ensure that IPIA provisions are met.

Note: See subparagraph 43 F for additional information.

23 Definitions for LIP**A Definitions**

The following definitions apply to LIP. The definitions provided in other parts of this handbook do **not** apply to LIP.

Adult beef bull means a male beef breed bovine animal that was at least 2 years old and used for breeding purposes before it died.

Adult beef cow means a female beef breed bovine animal that had delivered 1 or more offspring before dying. A first-time bred beef heifer shall also be considered an adult beef cow if it was pregnant at the time it died.

Adult buffalo/beefalo bull means a male animal of those breeds that was at least 2 years old and used for breeding purposes before it died.

Adult buffalo/beefalo cow means a female animal of those breeds that had delivered 1 or more offspring before dying. A first-time bred buffalo or beefalo heifer shall also be considered an adult buffalo/beefalo cow if it was pregnant at the time it died.

Adult dairy bull means a male dairy breed bovine animal at least 2 years old and used primarily for breeding dairy cows before it died.

Adult dairy cow means a female bovine dairy breed animal used for the purpose of providing milk for human consumption that had delivered 1 or more offspring before dying. A first-time bred dairy heifer shall also be considered an adult dairy cow if it was pregnant when it died.

Adverse weather means damaging weather events, including * * * Anthrax, hurricanes, floods, blizzards, disease, if accelerated or exacerbated by another eligible adverse weather event, earthquake, hail, lightning, tornado, tropical storm, typhoon, vog, if directly related to a volcanic eruption, volcanic eruption, winter storm, wildfires, extreme heat, and extreme cold.

Agricultural operation means a farming operation.

Application means the “Livestock Indemnity Program” form.

23 Definitions for LIP (Continued)

A Definitions (Continued)

Buck means male goat.

Commercial use means used in the operation of a business activity engaged in as a means of livelihood for profit by the eligible producer.

Contract means, with respect to contracts for the handling of livestock, a written agreement between a livestock owner and another individual or entity setting the specific terms, conditions, and obligations of the parties involved about the production of livestock or livestock products.

Deputy Administrator or DAFP means the Deputy Administrator for Farm Programs, Farm Service Agency, U.S. Department of Agriculture or the designee.

*--Eligible adverse weather event means an adverse weather event, as determined by the Secretary, occurring in the program year that could and did, even when normal preventative or corrective measures were taken and good farming practices were followed, directly resulting in the death of livestock.

Eligible livestock owner means 1 who assumes the production and market risks associated--* with the agricultural production of livestock and who had legal ownership of the eligible livestock for which benefits are being requested on the day the livestock died and under conditions in which no contract grower could have been eligible for benefits with respect to the livestock and is citizen of, or legal resident alien in, the United States. A partnership of citizens of the United States who owned the eligible livestock on the day the livestock died will be considered eligible livestock owners. A corporation, limited liability corporation, or other farm organizational structure organized under State law that owned the eligible livestock on the day the livestock died will be considered eligible livestock owners. Any Native American tribe (as defined in section 4(b) of the Indian Self-Determination and Education Assistance Act (Pub. L. 93-638, 88 Stat. 2003)); any Native American organization or entity chartered under the Indian Reorganization Act; any tribal organization chartered under the Indian Self-Determination and Education Assistance Act; and any economic enterprise under the Indian Financing Act of 1974 may be considered an eligible livestock owner so long as they meet the terms of the definition.

23 Definitions for LIP (Continued)**A Definitions (Continued)**

Eligible livestock contract grower means a person, other than the livestock owner, who possessed an independent financial interest in the eligible livestock or products derived from such livestock, as defined and limited by the terms and conditions of a contractual written agreement with the livestock owner on the day the livestock died, and is a citizen of, or legal resident alien in, the United States. A partnership of citizens of the United States who possessed an independent financial interest, but not as owner, in the eligible livestock or products derived from such livestock on the day the livestock died will be considered an eligible livestock contract grower. A corporation, limited liability corporation, or other farm organizational structure organized under State law that possessed an independent financial interest, but not as owner, in the eligible livestock or products derived from such livestock on the day the livestock died will be considered an eligible livestock contract grower. Any Native American tribe (as defined in the Indian Self-Determination and Education Assistance Act, section 4(b) (Pub. L. 93-638, 88 Stat. 2003)); any Native American organization or entity chartered under the Indian Reorganization Act; any tribal organization chartered under the Indian Self-Determination and Education Assistance Act; and any economic enterprise under the Indian Financing Act of 1974 may be considered an eligible livestock contract grower so long as they meet the terms of the definition.

Equine animal means a domesticated horse, mule, or donkey.

Ewe means a female sheep.

Farming operation means a business enterprise engaged in producing agricultural products.

FSA means the Farm Service Agency.

Goat means a domesticated ruminant mammal of the genus *Capra*, including Angora goats. Goats will be further defined by sex (bucks and nannies) and age (kids).

Improper payment, as defined by OMB, is any payment that should **not** have been issued or was issued in an incorrect amount under statutory, contractual, administrative, or other legally applicable requirement.

23 Definitions for LIP (Continued)**A Definitions (Continued)**

Ineligible livestock means any of the following:

- any animal produced or maintained for reasons other than commercial use as part of a farming operation, as determined by FSA, including, but not limited to, recreational purposes, such as pleasure, hunting, pets, roping, or for show
- all wild free roaming animals, as determined by FSA
- any animal not meeting the definition of eligible livestock, as determined by FSA
- any animal owned or cash-leased by an ineligible livestock owner or contract grower
- all animals that died under all of the following conditions:
 - more than 60 calendar days from the end of the eligible adverse weather event
 - because of something other than an eligible adverse weather event
 - in a calendar year other than the calendar year for which benefits are being requested
 - *--before January 1, 2008, or after November 29, 2011.--*

23 Definitions for LIP (Continued)

A Definitions (Continued)

Kid means a goat less than 1 year old.

Lamb means a sheep less than 1 year old.

Livestock owner means one having legal ownership of the livestock for which benefits are being requested on the day such livestock died and under conditions in which no contract grower could have been eligible for benefits with respect to the livestock.

Nanny means a female goat.

Nonadult beef cattle means a beef breed bovine animal that does not meet the definition of adult beef cow or bull. Nonadult beef cattle are further delineated by weight categories of either less than 400 pounds or 400 pounds or more at the time they died.

Nonadult buffalo or beefalo means an animal of those breeds that does not meet the definition of adult buffalo/beefalo cow or bull. Nonadult buffalo or beefalo are further delineated by weight categories of either less than 400 pounds or 400 pounds or more at the time of death.

Nonadult dairy cattle means a dairy breed bovine animal, of a breed used for the purpose of providing milk for human consumption, that do not meet the definition of adult dairy cow or bull. Nonadult dairy cattle are further delineated by weight categories of either less than 400 pounds or * * * 400 pounds or more at the time they died.

Normal mortality means the numerical amount, computed by a percentage as established by the FSA STC, of expected livestock deaths by category that normally occurs during a calendar year for a producer.

23 Definitions for LIP (Continued)

A Definitions (Continued)

Poultry means domesticated chickens, turkeys, ducks, and geese. Poultry are further delineated by sex, age, and purpose of production or production as determined by FSA.

Ram means a male sheep.

Secretary means the Secretary of Agriculture or a designee of the Secretary.

Sheep means a domesticated, ruminant mammal of the genus Ovis. Sheep are further defined by sex (ram and ewes) and age (lambs) for purposes of dividing into categories for loss calculations.

STC, State Office, COC, or County Office means the respective FSA committee or office.

Swine means a domesticated omnivorous pig, hog, and boar. Swine are further delineated by sex and weight as determined by FSA for loss calculations.

United States means all 50 states of the United States, the Commonwealth of Puerto Rico, the Virgin Islands, Guam, and the District of Columbia.

--Vog means air pollution that results when sulfur dioxide and other gasses and particles emitted by an erupting volcano react with oxygen and moisture to form an aerosol. The aerosol scatters light, making vog visible. Vog contains chemicals that can damage the environment, and the health of plants, humans, and other animals.--

24-39 (Reserved)

Section 2 Policy and Procedure

40 Signup Period

A 2008-2009 LIP Signup

Livestock owners or contract growers who suffered livestock losses during 2008 and 2009 can signup for LIP beginning July 13, 2009.

Livestock owners or contract growers who suffered livestock losses during calendar year 2008 shall provide a notice of loss and file an application for payment in their administrative County Office no later than September 13, 2009.

Livestock owners or contract growers who suffered livestock losses during January 1, 2009, through July 12, 2009, shall provide a notice of loss no later than September 13, 2009, and an application for payment must be filed no later than January 30, 2010.

Livestock owners or contract growers who suffered livestock losses during July 13, 2009, through December 31, 2009, shall file:

- a notice of loss no later than 30 calendar days of when the loss of livestock is apparent to the participant
- an application for payment no later than January 30, 2010.

Note: For notice of loss, complete FSA-914, Parts A and B.
For application for payment, complete FSA-914, Parts C through H.

Important: There are **no** late-filed provisions for LIP. FSA shall not refuse to accept a producers request to file FSA-914. However, FSA-914's submitted by participants after the end of the applicable filing date shall be disapproved because they were not filed during the application period.

The application period for LIP is a matter of general applicability to all participants; therefore, disapproval of FSA-914's filed after the end of the applicable application period is not appealable.

40 Signup Period (Continued)**B 2010-2011 LIP Signup**

For 2010 calendar year losses, livestock owners and contract growers who suffer a loss of livestock shall file a notice of loss the earlier of:

- 30 calendar days of when the loss of livestock is apparent to the participant
- January 31, 2011.

For 2011 calendar year losses, livestock owners and contract growers who suffer a loss of livestock shall file a notice of loss the earlier of:

- 30 calendar days of when the loss of livestock is apparent to the participant
- *--December 29, 2011.--*

An application for payment is to be filed no later than 30 calendar days after the end of the calendar year in which the loss of livestock occurred.

Important: There are **no** late-filed provisions for LIP. FSA shall not refuse to accept a producer's request to file FSA-914. However, FSA-914 submitted by participants after the end of the applicable filing date shall be disapproved because they were not filed during the application period.

The application period for LIP is a matter of general applicability to all participants; therefore, disapproval of FSA-914's filed after the end of the applicable application period is not appealable.

41 Eligibility Criteria

A Eligible Adverse Weather Event

To be considered eligible to receive benefits under LIP, livestock **must** have died:

- in excess of normal mortality as a direct result of an eligible adverse weather event as *--defined according to subparagraph 23 A that occurred on or after January 1, 2008, and before October 1, 2011
- no later than 60 calendar days from the ending date of the applicable eligible adverse weather event, but before November 30, 2011--*
- in the calendar year for which benefits are being requested.

Exception: Drought is **not** an eligible adverse weather event **except** when associated with anthrax, a condition that occurs because of drought and results in the death of eligible livestock.

State Offices are responsible for establishing eligibility criteria for livestock deaths because of extreme heat and extreme cold. STC shall ensure that COC thoroughly documents each case to ensure that:

- in fact the cause of loss was because of extreme heat or extreme cold
- management decisions were not the cause of loss

Exception: Poultry and swine livestock confinement operations shall follow good management practices and the confinement facility's operating equipment shall meet industry standards to be eligible for LIP.

Poultry and/or swine death losses that are attributed to an adverse weather event causing the confinement operation's equipment to malfunction shall not be eligible for compensation under LIP if:

- good management practices are not followed
 - the confined livestock operation's facilities do not possess all the equipment that meets industry standards such as, but not limited to, backup generators, alarm systems, fans, etc.
 - management decisions were made not to take the necessary measures that could have prevented the loss.
- the extreme heat or extreme cold was such an abnormality that it could reasonably cause the deaths.

41 Eligibility Criteria (Continued)

A Eligible Adverse Weather Event (Continued)

Livestock deaths because of insufficient or contaminated water or feed during a drought are considered to be the result of management decisions and are not eligible for LIP.

Exception: Drought is **not** an eligible adverse weather event **except** when associated with anthrax, a condition that occurs because of drought and results in the death of eligible livestock.

--FSA has the authority to determine eligibility of livestock losses caused by other adverse weather types, including disease caused by this weather. Participants who apply for-- livestock deaths that are caused by disease are required to provide documentation to support how disease was accelerated or exacerbated by an eligible adverse weather event before COC approves the LIP application. Diseases that can be prevented by implementing and following acceptable management practices, such as vaccination, shall not be considered an eligible cause of livestock death loss under LIP. For example, cattle can be vaccinated to prevent anaplasmosis, pneumonia, infectious bovine rhinotracheitis, and parainfluenza. Vaccination is an acceptable management practice to prevent anaplasmosis, pneumonia, infectious bovine rhinotracheitis, and parainfluenza in cattle and these diseases are not considered an eligible *--cause of loss under LIP. Even if such acceptable management practices are implemented to prevent anaplasmosis, pneumonia, infectious bovine rhinotracheitis, and parainfluenza, and the cattle contract 1 of the applicable diseases, the applicable disease is still **not** an eligible cause of loss under LIP.--*

Notes: Livestock losses that are not weather related are not eligible for LIP.

Blackleg is a highly fatal disease of young cattle caused by, for example, the spore-forming, rod-shaped, gas-producing bacteria *Clostridium chauvoei*. Blackleg is almost entirely preventable by vaccination; therefore, blackleg is **not** an eligible cause of livestock death loss under LIP.

--Currently, anthrax is the only eligible disease under LIP for which losses are compensated.--

The eligible adverse weather events have been further defined to include anthrax, blizzards, disease, if accelerated or exacerbated by another eligible adverse weather event, earthquake, extreme cold, extreme heat, floods, hail, hurricanes, lightning, tornado, tropical storm, typhoon, vog, if directly related to a volcanic eruption, volcanic eruption, wild fire, and winter storm.

41 Eligibility Criteria (Continued)

B Eligible Livestock for Owners

To be eligible livestock for owners under LIP, the livestock must meet all of the following:

- been owned by an eligible livestock owner on the day the livestock died
- been maintained for commercial use as part of a farming operation on the day the livestock died

Note: Food, Conservation, and Energy Act of 2008, Section 901(c) limits payments to eligible producers “on **farms**” that have incurred livestock death losses in excess of normal mortality.

- *--died as a direct result of an eligible adverse weather event that occurred on or after January 1, 2008, but before October 1, 2011
- died no later than 60 calendar days from the ending date of the applicable eligible adverse weather event, but before November 30, 2011
- died in the calendar year for which benefits are being requested--*
- before dying, not have been produced or maintained for reasons other than commercial use as part of a farming operation, such as but not limited to, recreational purposes, pleasure, hunting, roping, pets, or for show

41 Eligibility Criteria (Continued)

B Eligible Livestock for Owners (Continued)

- been 1 of the following, as defined in paragraph 23:
 - adult or nonadult beef cattle
 - adult or nonadult beefalo
 - adult or nonadult buffalo
 - adult or nonadult dairy cattle
 - elk
 - alpacas
 - deer
 - emus
 - equine animals
 - goats
 - llamas
 - poultry, including egg-producing poultry
 - reindeer
 - sheep
 - swine

Important: If an animal was pregnant at the time of death, only the pregnant animal that died is eligible for payment under LIP. The unborn animal is **not** considered eligible livestock under LIP.

See paragraph:

- 23 for definitions of eligible livestock, commercial use, and farming operation
- 42 for further delineation of eligible livestock by payment rate.

C Eligibility for Newborn or Stillborn Animals

Animals that were born at a normal full-term or near full-term shall qualify for LIP if both of the following apply:

- the death was the direct cause of the eligible adverse weather event
- the birth produced a fully developed carcass that normally would have survived under normal weather conditions.

Note: Animals that died before they reached full-term or near full-term and would not normally survive under normal conditions do not qualify for LIP benefits.

41 Eligibility Criteria (Continued)

D Eligible Livestock for Contract Growers

To be eligible livestock for contract growers under LIP, the livestock must meet all of the following:

- been in the possession of an eligible contract grower on the day the livestock died
- been maintained for commercial use as part of a farming operation on the day the livestock died

Note: Food, Conservation, and Energy Act of 2008, Section 901(c) limits payments to eligible producers **on farms** that have incurred livestock death losses in excess of normal mortality.

- *--died because of an eligible adverse weather event that occurred on or after January 1, 2008, but before October 1, 2011
- died no later than 60 calendar days from the ending date of the applicable eligible adverse weather event, but before November 30, 2011
- died in the calendar year benefits are being requested--*
- been 1 of the following, as defined in paragraph 23:
 - poultry, including egg-producing poultry
 - swine.

See paragraph:

- 23 for definitions of eligible livestock, commercial use, and farming operation
- 42 for further delineation of eligible livestock by payment rate.

Note: The contract grower **shall** provide a copy of the grower contract to the administrative FSA County Office to prove that the participant had possession of the livestock on the day the livestock died.

41 Eligibility Criteria (Continued)

E Ineligible Livestock

Animals **not** eligible for LIP include, but are not limited to, the following:

- livestock produced or maintained for reasons other than commercial use as part of a farming operation, including, but not limited to, recreational purposes, such as:
 - consumption by owner
 - hunting
 - pets
 - pleasure
 - roping
 - show

Example 1: Sam Smith owns 5 horses, 2 beef steers, and 3 goats. Mr. Smith maintains the horses for pleasure riding and fox hunting, and maintains the goats as pets for his children. He maintains the beef steers to be consumed by his family. Accordingly, Mr. Smith does not maintain any of the livestock for commercial use as part of a farming operation. All of the animals died because of a blizzard, an eligible adverse weather event.

Because none of Mr. Smith's livestock is maintained for commercial use as part of a farming operation, the animals are **not** eligible livestock for LIP purposes.

Example 2: Joe Johnson owns 5 horses which he uses to pull hansom cabs in the tourist district of the local city. The hansom cabs are Mr. Johnson's business activity he engages in as a means of livelihood for profit.

However, because the horses are not maintained as part of a farming operation, they are not eligible livestock for LIP purposes.

Example 3: Jane Black owns and raises a deer herd. Mrs. Black sells the does to a local food market to be processed into meat products. She sells the bucks to hunting preserves nationwide.

Mrs. Black is in the business of selling deer, including the bucks that are sold to hunting preserves, as a means of livelihood for profit; therefore, the deer are maintained for commercial use. However, they also must be maintained as part of a farming operation.

The County Office must determine whether Mrs. Black's deer business, including the bucks, is a farming operation. Mrs. Black must provide evidence to satisfy COC or CED that the deer are part of a farming operation. One indicator of being a farming operation would be whether Mrs. Black files taxes as a farming operation. The County Office cannot request Mrs. Black to provide a copy of her tax records; however, COC or CED may ask Mrs. Black how she files her taxes for the operation.

41 Eligibility Criteria (Continued)

E Ineligible Livestock (Continued)

Example 4: Juan Ortega, President of ABC Bank, owns 50 percent interest in a pen of 100 head of nonadult beef cattle weighing more than 900 pounds located in Caprock Feeders Feedlot. The livestock are being fattened in the feedlot for commercial use; however, Mr. Ortega does not have interest in a farming operation.

Because none of Mr. Ortega’s cattle are maintained as part of a farming operation, the animals are **not** eligible livestock for LIP purposes.

Example 5: Cactus Feeders Feedlot owns 100 percent interest in multiple pens of nonadult beef cattle weighing more than 900 pounds located in Cactus Feeders Feedlot. Cactus Feeders Feedlot is fattening the cattle in the feedlot for commercial use; however, Cactus Feeders Feedlot does not have an interest in a farming operation.

Because none of Cactus Feeders Feedlot cattle are maintained as part of a farming operation, the animals are **not** eligible livestock for LIP purposes.

- catfish
- crawfish
- ostriches
- pheasants
- quail
- stillborn livestock, except as provided in subparagraph C
- unborn livestock

Example: A pregnant adult beef cow died before the birth of the calf. Only the pregnant cow may be considered eligible for payment. The unborn calf is **not** eligible livestock.

- yaks
- any wild free roaming livestock, including equine and deer
- *--any animals not included in subparagraphs A, B, C, or D.--*

41 Eligibility Criteria (Continued)

E Ineligible Livestock (Continued)

- all animals that died:
 - *--before January 1, 2008, or after November 29, 2011--*
 - in a calendar year other than the calendar year for which benefits are being requested.

Important: Contact the National Office Livestock Assistance Program Manager, through the State Office, when the reason for livestock death is questionable.

F Eligible Livestock Owners

An eligible livestock owner for LIP is one who assumes the production and market risks associated with the agricultural production of livestock and meets all of the following:

- had legal ownership of the eligible livestock for which benefits are being requested on the day the livestock died, and under conditions in which no contract grower could have been eligible for benefits with respect to the animal
- is an individual or entity that is a:
 - citizen of the United States
 - resident alien

Note: Resident alien means “lawful alien”.
 - partnership of citizens of the United States
 - corporation, limited liability corporation, or other farm organizational structure organized under State law
 - any Native American tribe as defined in the Indian Self-Determination and Education Assistance Act
 - any Native American organization or entity chartered under the Indian Reorganization Act
 - any economic enterprise under the Indian Financing Act of 1974.

An individual or entity that did **not** have legal ownership of the livestock on the day the livestock died is **not** an eligible livestock owner for LIP benefits.

41 Eligibility Criteria (Continued)

G Eligible Livestock Contract Growers

An eligible livestock contract grower for LIP is one, other than the livestock owner, who meets **all** of the following:

- possessed an independent financial interest in eligible livestock according to subparagraph D, or products derived from such livestock, as defined by a written agreement with the owner of eligible livestock, setting specific terms, conditions, and obligations of the parties involved about the production of livestock on the day the livestock died
- suffered a loss of income as a direct result of the death of specific eligible livestock subject to the terms, conditions, and obligations of the written contract with the owner of the specific livestock

Note: The contract grower **shall** provide a copy of the grower contract to the FSA administrative County Office.

- is an individual or entity that is a:
 - citizen of the United States
 - resident alien

Note: Resident alien means “lawful alien”.

 - partnership of citizens of the United States
 - corporation, limited liability corporation, or other farm organizational structure organized under State law
 - any Native American tribe as defined in the Indian Self-Determination and Education Assistance Act
 - any Native American organization or entity chartered under the Indian Reorganization Act
 - any economic enterprise under the Indian Financing Act of 1974.

* * *

41 Eligibility Criteria (Continued)

H Deceased Individuals and Dissolved Entities

Authority to sign contracts, applications, and other documents on behalf of an eligible participant who is now a deceased individual or is a dissolved entity may vary according to State law. If an eligible livestock owner or livestock contract grower is now a deceased individual or a dissolved entity, then an authorized representative of the deceased individual or dissolved entity may sign FSA-914 provided the authorized representative has authority to enter into a contract for the deceased individual or dissolved entity.

Important: Proof of authority to sign for the eligible deceased individual or dissolved entity must be on file in the County Office before the representative is allowed to sign FSA-914 for the participant. Proof of authority includes any of the following:

- court order
- document approved by the OGC Regional Attorney
- letter from Secretary of State.

FSA-325 is:

- only used when it is requested that a payment earned by a deceased, missing, or incompetent program participant be issued in a name other than that of the deceased, missing, or declared incompetent program participant
- not applicable for determining who may file a program application for a deceased, incompetent, or missing individual.

State Office shall consult with the OGC Regional Attorney on the following types of cases:

- documentation submitted does **not** clearly establish authority to enter into a contract or application on behalf of the deceased individual, closed estate, or dissolved entity
- application from and request for issuing payments to heirs of a deceased individual without documentation provided that establishes authority to enter into a contract or application on behalf of the deceased individual.

If a participant is now a dissolved general partnership or joint venture, all members of the general partnership or joint venture at the time of dissolution, or their duly authorized representatives **must** sign the FSA-914.

Note: Only one FSA-914 will be submitted for payment for the general partnership or joint venture; however, all members **must** sign FSA-914.

See paragraph 43 for making payments to deceased individuals, closed estates, and dissolved entities.

41 Eligibility Criteria (Continued)

I Establishing Normal Mortality Rates

LIP compensates eligible livestock producers for eligible livestock death losses that occur in excess of normal mortality because of eligible adverse weather events during the calendar year.

Eligible livestock for payment for a specific kind/type and weight range of livestock will be determined by multiplying the normal mortality rate for the specific kind/type and weight range of livestock by the number of livestock of that specific kind/type and weight range in inventory at the time of the eligible adverse weather event and subtracting the result from the number of eligible livestock lost because of the eligible adverse weather event.

Example: Producer A owned 100 head of adult beef cattle on the beginning date of adverse weather event.

- normal mortality is 2 percent
- 5 head were lost
- 100 head x 2 percent = 2 (loss threshold)
- 5 head lost – 2 (loss threshold) = 3 head adult beef cattle eligible for payment.

STC's shall establish, on a State-by-State basis, normal mortality rates for each livestock ~~kind/type and weight range listed in subparagraph 42 F, by obtaining recommendations~~ from applicable:

- State livestock organizations
- State Cooperative Extension Service
- other knowledgeable and credible sources.

Normal mortality rates will generally **not** be established for different geographic locations within a State. However, if STC can document that existing conditions or circumstances within a specific geographic location within the State would result in substantially higher mortality rates than the rest of the State, STC may establish separate normal mortality rates for that specific geographic location within the State.

Example: The counties in which Interstate 10 crosses through and that are south of Interstate 10 are known to be marsh country. Because of predators, the normal mortality rates for livestock in these counties are significantly higher than for the counties in the rest of the State. STC determined that the marsh country counties shall have normal mortality rates established separately from the counties in the remainder of the State.

If sufficient documentation is **not** available within your State from the sources listed in this subparagraph to establish normal mortality rates, STC's shall obtain documentation from contiguous STC's that have established livestock normal mortality rates from recommendations received from the sources listed in this subparagraph for the livestock ~~listed in subparagraph 42 F.~~

41 Eligibility Criteria (Continued)

I Establishing Normal Mortality Rates (Continued)

STC's shall:

- document recommendations and determinations of normal mortality rates in STC minutes
- attach copies of documentation used to determine normal mortality rates to applicable STC minutes.

If documentation is **not** available for establishing normal mortality rates from sources listed within your State or contiguous States, STC's shall establish normal mortality rates using the national normal mortality rates in Exhibit 8.

STC's shall:

- document in STC minutes that normal mortality rates were established using national normal mortality rates in Exhibit 8 and the reasons why national normal mortality rates were used
- attach copies of Exhibit 8 to applicable STC minutes.

STC's shall ensure that normal mortality rates are:

- *--established for all livestock kinds/types and weight ranges listed in subparagraph 42 F--* no later than COB, **July 13, 2009**
- loaded into the normal mortality rate table no later than **July 20, 2009**.

42 Payment Rates, Limitations, and Reductions

A Funding

Because LIP is fully funded, a national factor is not applicable. Payments may be issued only after regulations are published in the Federal Register.

B 2008 Payment Limitation

For 2008, no “person”, as defined and determined under the provisions in 7 CFR Part 1400, as in effect for 2008, may receive more than \$100,000 total under LIP, Emergency Assistance for Livestock, Honey Bees and Farm-Raised Fish Program, Livestock Forage Disaster Program, and Supplemental Revenue Assistance Payment Program combined.

Determine “persons” according to 1-PL for 2008.

If a “person” determination for the participant for 2008 has:

- already been made for 2008 for which FSA-914 is submitted, use the same “person” determination for LIP purposes
- **not** been made for 2008 for which FSA-914 is submitted, COC shall:
 - obtain CCC-502 from the participant
 - make a “person” determination and notify participant according to 1-PL.

Notes: Actively engaged and cash-rent tenant provisions do **not** apply.

The amount of any payment for which a participant may be eligible under LIP, ELAP, LFP, and SURE may be reduced by any amount received by the participant for the same or any similar loss from a different source.

42 Payment Rates, Limitations, and Reductions (Continued)**C 2009 and Subsequent Years Payment Limitation**

For 2009 and subsequent years, no person or legal entity, (excluding a joint venture or general partnership), as determined by the rules in 7 CFR Part 1400, may receive, directly or indirectly, more than \$100,000 per program year total under ELAP, LFP, LIP, and SURE combined. For this purpose, both indirect and direct benefits are counted by attribution. In the case of a legal entity, the same payment is attributed to the direct payee in the full amount and those that have an indirect interest to the amount of the interest.

A determination of “persons” as defined by rules in effect for 2008 and prior years is not required for 2009 and subsequent years. However, a CCC-901 will be required for legal entities to determine individual members of legal entities for direct attribution purposes.

Note: Direct attribution provisions in 4-PL apply for 2009 and subsequent years.

D 2008 AGI Provisions

In applying the limitation on average AGI for 2008, an individual or entity is ineligible for payment under LIP if the individual’s or entity’s average AGI exceeds \$2.5 million for 2007, 2006, and 2005 under the provisions in 7 CFR Part 1400 in effect for 2008.

Note: The AGI provisions of 1-PL are applicable for 2008 LIP.

E 2009 and Subsequent Years AGI Provisions

For 2009 through 2011, the average AGI limitation provisions in 7 CFR Part 1400 relating to persons or legal entities, excluding joint ventures and general partnerships, with an average adjusted gross nonfarm income as defined in 7 CFR 1400.3 that exceeds \$500,000 will not be eligible for benefits under LIP.

Note: The AGI provisions of 4-PL are applicable for 2009 and subsequent years.

42 Payment Rates, Limitations, and Reductions (Continued)

F Payment Rates for Eligible Livestock for Livestock Owners

LIP provides separate payment rates for eligible livestock owners and eligible contract growers. See subparagraph G for payment rates for eligible livestock contract growers.

Payment rates for livestock owners are based on 75 percent of a fair market value, as determined by FSA, for the specific livestock category. The following table provides LIP per head payment rates, by livestock category, for eligible livestock owners.

*--

Kind	Type	Weight Range	Payment Rate Per Head			
			2008	2009	2010	2011
Alpacas			\$262.50	\$262.50	\$240.29	\$280.53
Beef	Adult	Bull	\$886.11	\$903.48	\$820.84	\$971.03
		Cow	\$681.62	\$694.98	\$631.41	\$746.95
	Nonadult	Less than 400 pounds	\$343.83	\$319.44	\$302.58	\$336.04
		400 to 799 pounds	\$487.04	\$463.41	\$432.59	\$490.68
800 pounds or more		\$749.76	\$722.13	\$654.60	\$766.03	
Buffalo/ Beefalo	Adult	Bull	\$1,125.00	\$1,147.05	\$1,042.13	\$1,232.82
		Cow	\$600.00	\$611.76	\$555.80	\$657.50
	Nonadult	Less than 400 pounds	\$326.64	\$303.47	\$287.45	\$319.24
		400 to 799 pounds	\$462.68	\$440.24	\$410.96	\$466.15
800 pounds or more		\$712.27	\$686.03	\$621.87	\$727.73	
Chickens	Broilers/Pullets		\$1.81	\$1.92	\$1.87	
	Broilers/Pullets (Regular Size)					\$2.39
	Chicks		\$0.19	\$0.20	\$0.18	\$0.23
	Layers					\$11.42
	Layers/Roasters		\$10.45	\$13.66	\$9.23	
	Pullets/Cornish Hens (Small Size)					\$1.72
	Roasters					\$2.81
Dairy	Adult	Bull	\$1,380.00	\$1,464.38	\$1,038.75	\$997.50
		Cow	\$1,380.00	\$1,464.38	\$1,038.75	\$997.50
	Nonadult	Less than 400 pounds	\$345.00	\$366.09	\$259.69	\$249.38
		400 to 799 pounds	\$690.00	\$732.19	\$519.38	\$498.75
800 pounds or more		\$749.76	\$722.13	\$654.60	\$766.03	
Deer			\$412.50	\$412.50	\$377.60	\$440.83
Ducks	Ducklings		\$0.44	\$0.53	\$0.60	\$0.61
	Ducks		\$2.73	\$3.33	\$3.74	\$3.82
Elk			\$572.59	\$572.59	\$524.15	\$611.91
Emus			\$150.00	\$150.00	\$137.31	\$160.30
Equine			\$637.50	\$637.50	\$583.57	\$681.28
Geese	Goose		\$11.88	\$21.05	\$20.66	\$19.35
	Gosling		\$2.50	\$4.42	\$4.34	\$4.06
Goats	Bucks		\$73.66	\$65.28	\$78.44	\$89.91
	Nannies		\$73.66	\$65.28	\$57.93	\$68.15
	Slaughter Goats/Kids		\$47.36	\$48.56	\$48.74	\$58.89

--*

42 Payment Rates, Limitations, and Reductions (Continued)

F Payment Rates for Eligible Livestock for Livestock Owners (Continued)

*--

Kind	Type	Weight Range	Payment Rate Per Head			
			2008	2009	2010	2011
Llamas			\$210.00	\$210.00	\$192.23	\$224.42
Reindeer			\$412.50	\$412.50	\$377.60	\$440.83
Sheep	Ewes		\$82.49	\$82.49	\$81.14	\$117.39
	Lambs		\$102.02	\$104.58	\$104.98	\$126.84
	Rams		\$107.24	\$107.24	\$105.49	\$116.04
Swine	Feeder Pigs	Less than 50 pounds	\$37.75	\$29.74	\$31.00	\$48.12
	Lightweight Barrows/Gilts	50 to 150 pounds	\$56.18	\$52.59	\$48.70	\$67.73
	Sows/Boars/Barrows/Gilts	151 to 450 pounds	\$74.62	\$75.44	\$66.40	\$87.33
	Boars/Sows	450 pounds or more	\$124.20	\$114.98	\$139.75	\$201.03
Turkeys	Poults		\$0.99	\$1.08	\$1.00	\$1.14
	Toms/Fryers/Roasters		\$10.24	\$12.30	\$11.23	\$12.20

--*

G Payment Rates for Eligible Livestock for Livestock Contract Growers

LIP provides separate payment rates for eligible livestock owners and eligible contract growers. See subparagraph F for payment rates for eligible livestock owners.

Payment rates for livestock contract growers are based on 75 percent of the average income loss sustained, as determined by FSA, by the contract grower with respect to the dead livestock. The following table provides per head payment rates, by livestock category, for eligible livestock contract growers.

*--

Kind	Type	Weight Range	Payment Rate Per Head			
			2008	2009	2010	2011
Chickens	Broilers/Pullets		\$0.20	\$0.21	\$0.21	
	Broilers/Pullets (Regular Size)					\$0.26
	Layers					\$0.69
	Layers/Roasters		\$0.63	\$0.82	\$0.55	
	Pullets/Cornish Hens (Small Size)					\$0.19
	Roasters					\$0.31
Ducks	Ducks		\$0.30	\$0.37	\$0.41	\$0.42
Geese	Goose		\$1.31	\$2.32	\$2.27	\$2.84
Swine	Feeder Pigs	Less than 50 pounds	\$4.29	\$3.38	\$3.52	\$5.47
	Lightweight Barrows/Gilts	50 to 150 pounds	\$8.44	\$7.90	\$7.31	\$10.17
	Sows/Boars/Barrows/Gilts	151 to 450 pounds	\$11.21	\$11.33	\$9.97	\$13.11
	Boars/Sows	450 pounds or more	\$51.04	\$47.25	\$57.43	\$82.61
Turkeys	Toms/Fryers/Roasters		\$1.13	\$1.35	\$1.24	\$1.34

--*

42 Payment Rates, Limitations, and Reductions (Continued)

H Payment Reductions for Livestock Owners

Pub. L. 110-246 provides that payments for LIP shall be reduced by any amount received by the participant for the same or any similar loss from a different source.

Therefore, LIP payment amounts for eligible livestock owners shall be reduced by the amount the participant received for the specific livestock under any other source for the same *--or similar loss. Other source refers to the amount the participant received for the same or any similar loss from any Federal disaster assistance program.--*

42 Payment Rates, Limitations, and Reductions (Continued)**I Payment Reductions for Contract Growers**

Pub. L. 110-246 provides that payments for LIP shall be reduced by any amount received by the participant for the same loss or any similar loss.

Some contract growers received monetary compensation from their contractor for the loss of income suffered from the death of livestock under contract.

Some eligible livestock contract growers under LIP may have received payments for dead poultry or swine from their contractor for the loss of income from the dead poultry or swine.

LIP payments will be reduced by the amount the contract grower received from their contractor for the loss of income from the adverse weather event.

Example 1: Bill Smith is an eligible contract grower of roaster chickens for the All American Chicken Company for the 2008 calendar year. Mr. Smith suffered an eligible loss (death) of 5,000 chickens under contract as a direct result of a hurricane. The All American Chicken Company gave Mr. Smith \$300 for the loss of income he suffered because of the loss of the chickens. Mr. Smith's 2008 LIP calculated payment amount for the 5,000 chickens is \$500, before any reduction. However, the 2008 LIP payment for the chickens will be reduced to \$200 because of the \$300 received from the contractor for the loss of income from the loss of the chickens because of the adverse weather event.

Example 2: Jane Brown is an eligible contract grower of roaster chickens for the All American Chicken Company for the 2008 calendar year. She was also the owner of 100 adult beef cows. Mrs. Brown suffered an eligible loss (death) of 5,000 chickens under contract and 5 adult beef cows as a direct result of an eligible adverse weather event in 2008. The All American Chicken Company gave Mrs. Brown \$2,000 for the loss of income she suffered because of the loss of the chickens. Mrs. Brown's calculated payment amount for the 5,000 chickens is \$600, before any reduction, and \$650 for the 5 adult beef cows. The 2008 LIP payment for the chickens will be reduced to zero because of the \$2,000 received from the contractor. However, the 2008 LIP payment of \$650 for the eligible beef cows is not reduced.

43 General Payment Information

A Assignments and Offsets

For LIP, County Offices shall:

- accept assignments according to 63-FI
- apply offsets according to 58-FI.

B Issuing Payments to Deceased Individuals, Closed Estates, and Dissolved Entities

LIP payments for FSA-914’s involving deceased individuals, closed estates, or dissolved entities shall be made according to the following, provided all other eligibility requirements are met.

IF the participant is...	AND FSA-914 is signed by an authorized representative of the...	THEN payments shall be issued...
an individual who died before FSA-914 was filed	deceased according to subparagraph 41 H	to any of the following, as applicable, using the ID number of the participant: <ul style="list-style-type: none"> • the deceased individual • the individual’s estate • the heirs, based on OGC determination, according to 1-CM, Part 26.
an estate that closed before FSA-914 was filed	estate according to subparagraph 41 H	
an entity that dissolved before FSA-914 was filed	dissolved entity according to subparagraph 41 H	using the ID number of the participant.
an individual who dies, is declared incompetent, or is missing after filing FSA-914		to eligible payees executing FSA-325 according to 1-CM, paragraph 779.

Note: FSA-325 is only used when it is requested that a payment earned by a deceased, missing, or incompetent program participant be issued in a name other than that of the deceased, missing, or declared incompetent program participant.

43 General Payment Information (Continued)

C 2008 Payment Eligibility Requirements

A participant must meet all the following for 2008 calendar year losses before a payment shall be issued:

- CCC-502 on file and “person” determination according to 1-PL
- AD-1026 on file according to 6-CP
- not be in violation of fraud provisions, including FCIC fraud provisions, according to 1-CM and 3-PL
- compliance with:
 - average AGI provisions according to 1-PL
 - controlled substance provisions according to 1-CM.

Note: See subparagraph:

- 42 B for more information about CCC-502
- E for more information about AD-1026.

County Offices shall record determinations for the applicable criteria in the web-based eligibility system according to 3-PL.

43 General Payment Information (Continued)

D 2009 and Subsequent Years Payment Eligibility Requirements

A participant must meet all the following for 2009 and subsequent calendar year losses before a payment shall be issued:

- CCC-901 on file for legal entities according to 4-PL
- AD-1026 on file according to 6-CP
- not be in violation of fraud provisions, including FCIC fraud provisions, according to 1-CM and 3-PL (Rev. 1)
- compliance with:
 - average AGI provisions according to 4-PL
 - controlled substance provisions according to 1-CM.

Note: See subparagraph:

- 42 C for more information about CCC-901
- E for more information about AD-1026.

County Offices shall record determinations for the applicable criteria in the web-based eligibility system according to 3-PL (Rev. 1).

43 General Payment Information (Continued)**E Conservation Compliance Provisions**

AD-1026 applicable to the year for which LIP benefits are requested must be on file for the participant and affiliates, if applicable, according to 6-CP.

If AD-1026 applicable for the year for which LIP benefits are requested is:

- already on file for the participant, and affiliates, if applicable, it is not necessary to obtain a new AD-1026 for LIP
- not on file for the participant, and affiliates, if applicable, County Office shall obtain a completed AD-1026 applicable to the year for which LIP benefits are requested.

If a new AD-1026 is required to be filed, payments may be issued to eligible participants upon signing AD-1026, item 12. It is not necessary to withhold payments pending NRCS highly erodible land or wetland determinations. The continuous certification statement on AD-1026 requires participants to refund program payments if an NRCS determination results in the discovery of a HELC/WC violation.

F Prevention of Improper Payments

IPIA requires Federal agencies to evaluate programs to determine whether internal controls are sufficient to prevent improper payments. County Offices shall take all steps necessary to ensure that program and payment eligibility requirements have been met before issuing any payments.

***--Note:** See Exhibit 9 for additional information about FSA-770 LIP.--*

G Definition of Improper Payment

OMB defines an improper payment as any payment that should **not** have been issued or was issued in an incorrect amount under statutory, contractual, administrative, or other legally applicable requirement.

44-70 (Reserved)

71 Applying for Benefits

A Application Process

To apply for LIP, the participant must provide a notice of loss on FSA-914, Parts A and B, in the FSA administrative County Office the earlier of the following:

- 30 calendar days of when the loss of livestock was apparent to the participant
- 30 calendar days after the end of the calendar year in which the loss of livestock occurred.

Exceptions: For 2008 calendar year livestock death losses and 2009 calendar year livestock death losses that occurred before July 13, 2009, the participant must provide a notice of loss in the FSA administrative County Office by no later than September 13, 2009.

For 2011 calendar year livestock death losses, the participant must provide a notice of loss on FSA-914, Parts A and B, in the FSA administrative County Office the earlier of the following:

- 30 calendar days of when the loss of livestock was apparent to the participant
- *--December 29, 2011.--*

A notice of loss is part of the application process. Multiple notices of loss may be filed during the calendar year as livestock deaths occur because of multiple adverse weather events. Producers that suffer multiple livestock losses during the calendar year may file multiple notices of loss and multiple applications for payment.

Applications for payment are completed on a calendar year basis. Other documentation is required for a complete application.

Note: If livestock deaths are caused by multiple adverse weather events that occur during the calendar year, livestock deaths shall be reported and a notice of loss filed for each separate eligible adverse weather event. Each eligible adverse weather event will be sequentially numbered in the notice of loss section of the application.

71 Applying for Benefits (Continued)

A Application Process (Continued)

Example: The following adverse weather events occurred in County A:

- Winter Storm: March 27, 2009, through March 30, 2009
- Flood: August 15, 2009, through August 21, 2009.

Producer A suffered livestock losses because of winter storms and a flood during the calendar year. Five adult beef cows died as a direct result of the winter storm that occurred during March 27 through 30, 2009.

Producer A telephoned County A and reported the loss of 5 adult beef cows. The winter storm was recorded as adverse weather event number 1 on the notice of loss. Producer A lost 4 nonadult beef cows because of a flood during August 15 through 21, 2009. Producer A FAXed a notice of loss to County A. The flood was recorded as adverse weather event number 2 on the notice of loss.

On December 1, Producer A files an application for payment, reviews the notice of loss, and signs the application for payment.

72 Notice of Loss

A Filing Notice of Loss

Participants must file a notice of loss on FSA-914, Parts A and B, in their administrative County Office the earlier of either of the following:

- 30 calendar days of when the loss of livestock was apparent to the participant
- 30 calendar days after the end of the calendar year in which the loss of livestock occurred.

Exceptions: For 2008 calendar year livestock death losses and 2009 calendar year livestock death losses that occurred before July 13, 2009, the participant must provide a notice of loss on FSA-914 in the FSA administrative County Office by no later than September 13, 2009.

For 2011 calendar year livestock death losses, the participant must provide a notice of loss on FSA-914 in the FSA administrative County Office the earlier of the following:

- 30 calendar days of when the loss of livestock was apparent to the participant
- *--December 29, 2011.--*

72 Notice of Loss (Continued)

A Filing Notice of Loss (Continued)

A notice of loss may be filed by the participant or participant's representative by 1 of the following alternative methods:

- telephone
- facsimile
- e-mail.

Note: The participant is not required to sign the notice of loss if 1 of the alternative methods is used. However, the employee accepting the "notice of loss" shall enter the method by which the "notice of loss" was filed in FSA-914, item 8A if the participant or participant's representative did not sign.

Example: Producer A lost 5 adult beef cows as the result of a blizzard on January 15, 2009. Producer A telephones County Office on January 25, 2009, and reports that he/she lost 5 adult beef cows because of a blizzard that occurred on January 15, 2009. County Office enters "phone" in item 8A as the method for which the "Notice of Loss" was reported.

Producer A lost 6 adult beef cows as the result of a flood that occurred on May 15, 2009. Producer A e-mails County Office on May 31, 2009, and reports he/she lost 6 adult beef cows because of a flood that occurred on May 15, County Office enters "e-mail" in item 8A as the method for which the subsequent "Notice of Loss" was reported.

72 Notice of Loss (Continued)

***--B Late-Filed Notice of Loss – Equitable Relief**

A participant must provide a notice of loss in the FSA administrative County Office the earlier of the following unless 1 of the exceptions in subparagraph A applies:

- 30 calendar days of when the loss of livestock was apparent to the participant
- 30 calendar days after the end of the calendar year in which the loss of livestock occurred.

There have been extenuating circumstances where a livestock producer has failed to provide a notice of loss within the prescribed timeframe, as follows:

- producer was hospitalized for several months during the time when he/she had lost livestock because of the blizzard, but was unable to provide a notice of loss within 30 calendar days of when the blizzard occurred because he/she was ill
- widespread adverse weather event occurred, such as a flood, resulting in a large number of livestock producers suffering livestock losses and a producer missed providing a notice of loss with the prescribed timeframe by 1 or 2 calendar days.

In these types of situations, DAFP is granting STC's authority to accept and approve late-filed notices of loss under equitable relief provisions. All other requests for equitable relief under LIP **must** be submitted to DAFP.

Note: Late-filed applications for payment require DAFP approval.--*

73 Application for Payment

A Filing Application for Payment

To apply for LIP benefits, eligible livestock owners and livestock contract growers shall file ~~an automated application for payment on FSA-914, according to paragraph 76, in their~~ **administrative County Office** * * *.

Note: A minor child is eligible to file FSA-914, if all eligibility requirements are met.

In addition to the notice of loss required in paragraph 72, eligible livestock owners and contract growers that suffer livestock losses shall file an application for payment no later than either of the following:

- 30 calendar days after the end of the calendar year in which the loss of livestock occurred
- September 13, 2009, for livestock losses that occurred during calendar year 2008.

For 2008 calendar year livestock losses, the livestock owner or contract growers must complete an application for payment no later than September 13, 2009. However, for 2009 and subsequent years, if an eligible livestock owner or contract grower suffers eligible livestock losses because of an eligible adverse weather event, the **eligible livestock owner or contract grower shall be encouraged** to complete an application for payment within 30 calendar days of when the loss was apparent; however, the application for payment must be completed no later than 30 calendar days after the end of the calendar year of when the loss occurred.

For 2008 calendar year livestock losses, the application for payment must be signed and dated by the participant by September 13, 2009, to be considered timely filed. For 2009 and subsequent calendar year livestock losses, the application for payment must be signed and dated by the participant no later than 30 calendar days after the end of the calendar year of when the loss occurred. There are **no** late-filed provisions for LIP (**paragraph 40**).

Note: A notice of loss must be on file for an application for payment to be filed.

~~Complete FSA-914 in the web-based software according to Part 3.~~*

State and County Offices shall not use unapproved forms, worksheets, applications, or other documents to obtain or collect the data required from participants to complete FSA-914 (subparagraph 21 E).

FSA-914's for LIP will be based on the following:

- administrative county
- calendar year
- participant.

At any point when 1 of these items is different, it will require a separate FSA-914 to be filed.

73 Application for Payment (Continued)

A Filing Application for Payment (Continued)

Producers can file multiple applications for payment within 1 calendar year.

FSA-914's shall be filed by eligible livestock owners and contract growers in **their administrative County Office**. The administrative County Office is the County Office designated by FSA to:

- handle official records
- issue payment to eligible livestock producers
- make determinations.

A livestock owner or contract grower's administrative County Office is generally the County Office where the livestock owner or contract grower's farm records are maintained. FSA has provisions in 2-CM and 3-CM that will allow farms to be transferred to other counties; therefore, some farms may be administratively located in a county where the farm is not physically located.

LIP applications will be filed in the farm's administrative county.

When a participant has a percentage share interest in a livestock operation with an associated producer that is physically located in the same county, which is the administrative county, in the same calendar year, the eligible livestock for each participant shall be listed on separate FSA-914's based on each participant's share in the livestock operation.

Example: Jane Jones has the following livestock interests in Castro County, Texas, for calendar year 2008. Livestock were lost because of eligible adverse weather events:

50-50 share owner of a beef cattle herd with Bill Green. Jane Jones and Bill Green, as individuals, each have a 50 percent interest in 100 head of beef cattle; 10 adult beef cows were lost because of adverse weather.

The following two FSA-914's would be filed in Castro County, Texas, for calendar year 2008, assuming all participants file an application for the eligible livestock and none of the participants have any other livestock interests:

- one FSA-914 for Jane Jones of 5 eligible adult beef cows from the operation she shares with Bill Green.
- one FSA-914 for Bill Green of 5 adult beef cows from the operation he shares with Jane Jones.

73 Application for Payment (Continued)**A Filing Application for Payment (Continued)**

When, in the same calendar year, a participant has a percentage share interest with different associated producers in multiple livestock operations that are physically located in the same county, which is the administrative county, the eligible livestock for each participant shall be listed on separate FSA-914's based on each participant's share.

Example: Sammy Smith has the following livestock interests in Motley County, Texas, which suffered an eligible adverse weather event for calendar year 2009.

- 50-50 share owner of a beef cattle herd with Bill Brown. Sammy Smith and Bill Brown, as individuals, each have a 50 percent interest in 100 head of beef cattle; 10 adult beef cows were lost because of adverse weather.
- 75-25 share owner of a beef cattle herd with Martha Green; Sammy Smith and Martha Green jointly own the beef cattle as individuals on 75-25 percent share; 20 adult beef cows were lost because of adverse weather.
- 25-50-25 share owner of a beef cattle herd with Bob Black and Mike White. Sammy Smith, Bob Black, and Mike White have a 25-50-25 percent interest, respectively, in the 300 beef cattle; 25 adult beef cows were lost because of adverse weather after normal mortality.

73 Application for Payment (Continued)

A Filing Application for Payment (Continued)

The following five FSA-914's would be filed in Motley County, Texas, the administrative county for calendar year 2009, assuming all participants file FSA-914 for the eligible livestock, and none of the participants has any other livestock interests:

- one FSA-914 for Sammy Smith that includes **all** of the following:
 - 26 adult beef cows which includes:
 - 5 eligible adult beef adult cows from the operation with Bill Brown
 - 15 eligible adult beef cows from the operation with Martha Green
 - 6 adult beef cows from the operation with Bob Black and Mike White
 - one FSA-914 for Bill Brown of 5 eligible adult beef cows from the operation he shares with Sammy Smith
 - one FSA-914 for Martha Green of 5 eligible adult beef cows from the operation she shares with Sammy Smith
 - one FSA-914 for Bob Black of 13 eligible adult beef cows from the operation he shares with Sammy Smith and Mike White
- Note:** Mr. White and Mr. Smith agreed to allow Mr. Black to claim 1 extra adult beef cow.
- one FSA-914 for Mike White of 6 eligible adult beef cows from the operation he shares with Sammy Smith and Bob Black.

--After all information is entered into the web-based FSA-914 software, County Offices shall print the automated FSA-914 and obtain the participant's signature.--

73 Application for Payment (Continued)**B Signing and Certifying FSA-914**

When signing FSA-914, item 25A, the participant is:

- applying for LIP benefits for the participant listed on FSA-914, item 5
- certifying **all** of the following:
 - information provided on FSA-914 is true and correct
 - claimed livestock died during the calendar year and as a direct result of an eligible adverse weather event
 - livestock claimed on FSA-914 are eligible livestock according to subparagraph 41 B or D, as applicable
 - the physical location of the:
 - claimed livestock on the day they died
 - participant's current livestock inventory
 - the names of all other producers that had an interest in the claimed livestock
 - all supporting documentation provided are true and correct copies of the transaction reported
- authorizing FSA officials to:
 - enter upon, inspect, and verify all applicable livestock, and livestock deaths, in which the participant has an interest for the purpose of confirming the accuracy of the information provided
 - review, verify, and authenticate all information provided on FSA-914 and supporting documents provided
 - contact other agencies, organizations, or facilities to verify data provided by a participant or third party from such agencies, organizations, or facilities
- acknowledging that:
 - failure to provide information requested by FSA is cause for disapproval of FSA-914
 - providing a false certification to FSA is cause for disapproval of FSA-914, and is punishable by imprisonment, fines, and other penalties.

73 Application for Payment (Continued)

B Signing and Certifying FSA-914 (Continued)

Note: Participants who receive assistance must keep records and supporting documentation for 3 years following the end of the year in which the application for payment was filed.

C Signature Requirements

All participants' signatures **must** be received no later than:

- September 13, 2009, for 2008 calendar year applications for payment
- 30 calendar days after the end of the calendar year in which the loss of livestock occurred for 2009 and subsequent calendar years applications for payment.

Neither STC nor COC has authority to approve late-filed FSA-914.

Follow 1-CM for signature requirements.

Important: 1-CM, Part 25 provides signature requirements for general partnerships. County Offices shall see 1-CM for signature requirements for general partnerships.

Notes: General partnerships must have a permanent tax ID number to receive any FSA payment. FSA payments shall not be issued to the individual members of a general partnership.

FSA payments may be issued to:

- a joint venture with a permanent tax ID number
- the individual members of a joint venture, using the individual member's ID numbers, when the joint venture does not have a permanent tax ID number.

D Printing and Reviewing Automated FSA-914

* * * After all information is entered into the automated system, County Offices shall:

- print an automated FSA-914
- *--if a manual FSA-914 was submitted:--*
 - attach the manual FSA-914 to the automated FSA-914
 - conduct a second party review of all data on the automated FSA-914 to ensure that all data is the same on both the manual and automated FSA-914.

73 Application for Payment (Continued)

D Printing and Reviewing Automated FSA-914 (Continued)

Important: The individual conducting the second party review shall:

- not be the same individual who entered the data into the automated system
- initial and date automated FSA-914 to indicate second party review has been completed.

***--Note:** Manual FSA-914's shall only be taken if the automated system is not operational or available at the time of application. DD's shall conduct second party reviews for all manual FSA-914's submitted on or after April 5, 2010, to ensure that manual FSA-914's are loaded in the automated system within 5 workdays from the date the participant signs. DD's shall document this review by spot-checking the applicable FSA-770 LIP.--*

E Proof of Death

When FSA-914 is submitted, participants must provide **verifiable** documentation of livestock deaths claimed on FSA-914, including livestock that the participant claims died because of normal mortality. Adequate documentation must be provided that proves the death of eligible livestock occurred as a direct result of an eligible adverse weather event in the calendar year for which benefits are being requested, including deaths because of normal mortality.

The documentation must provide sufficient data that identifies the quantity and the livestock kind/type and weight range. Documents providing verifiable evidence may include, but are not limited to, any or a combination of the following:

- rendering truck receipts or certificates
- FEMA records
- National Guard records
- veterinary records
- records assembled for tax purposes
- private insurance documents
- written contracts
- bank or other loan documents
- purchase records
- productions records
- property tax records.

Note: In addition, livestock contract growers must provide a copy of their grower contract.

73 Application for Payment (Continued)

F Producer Records

--If adequate verifiable proof of death records documentation is not available, including proof of death for normal mortality, the participant may provide reliable records, in conjunction-- with verifiable beginning and ending inventory records, as proof of death.

See subparagraph H for verifiable documentation of inventory.

Reliable records may include, but are not limited to:

- contemporaneous producer records existing at the time of the event
- pictures with a date
- brand inspection records
- dairy herd improvement records
- other similar reliable documents.

73 Application for Payment (Continued)

G Third Party Certifications

--If a participant is unable to provide verifiable or reliable records as proof of death, including proof of death for normal mortality, according to subparagraphs E or F, the participant-- may use a third party certification as proof of death.

County Office and COC general knowledge of adverse weather in the area is **not** acceptable as third party certification under any circumstance.

*--CED shall provide a written monthly report to DD indicating the number of third party certifications reviewed and approved/disapproved.

Third party certification of livestock deaths, including livestock deaths because of normal mortality, may be accepted **only when all** of the following are met:--*

- livestock owner or contract grower, as applicable:
 - completes FSA-926 according to paragraph 74 and certifies to **all** of the following:
 - no other form of proof of death is available
 - number of livestock, by category, in inventory when the deaths occurred
 - physical location of livestock, by category, in inventory when the deaths occurred
 - provides verifiable documentation that supports the reasonableness of the number of livestock in inventory when the deaths occurred, as certified by participant according to subparagraph H

Important: See subparagraph H for verifiable documentation of inventory.

- third party completes and certifies on FSA-926 according to paragraph 74 to **all** of the following:
 - specific details about how the third party has knowledge of the animal deaths
 - the affiliation of the third party

Note: The third party must be an independent source who is **not affiliated** with the farming operation such as a hired hand and is not a “family member” defined as a person whom a member in the farming operation or their spouse is related as lineal ancestor, lineal descendant, sibling, or spouse.

- telephone number and address of the third party

73 Application for Payment (Continued)

G Third Party Certifications (Continued)

- number and kind/type and weight range of participant's livestock that died because of the eligible adverse weather event
- any other details necessary for COC and DD to determine that the certification is acceptable.

COC reviews the participant's and third party's certification on FSA-926 and determines all of the following:

- documents provided as evidence of livestock inventory are acceptable
- livestock inventory is reasonable based on documents provided
- claimed losses are reasonable
- third party is a reliable source in a position to have knowledge of loss
- certifications of participant and third party meet all requirements.

Important: COC shall approve or disapprove the participant and third party certifications when review is complete, and document review in the COC minutes.

Example: Jane Doe completes FSA-914 certifying 15 head of adult beef cows and 25 nonadult beef cattle under 400 pounds died because of adverse weather.

Mrs. Doe completes FSA-926 indicating she has no proof of death of the cows and calves because they all drowned when a flash flood covered parts of their pastures, and none of the carcasses were ever located.

Mrs. Doe signs and dates FSA-926 indicating no proof of death is available because the livestock claimed on FSA-914 drowned, and no carcasses were ever located. She also certifies on FSA-926 that when the flash flood occurred she had 200 head of adult beef cows and 180 head of nonadult beef cattle under 400 pounds in the pasture where the deaths occurred. As evidence of the beginning inventory, Mrs. Doe submits copies of bank loan documents for the purchase of 180 beef cows, purchase receipts for a total of 193 beef cows, and veterinary records indicating she had 185 beef calves wormed in July 2008. Mrs. Doe certifies on FSA-926 that she cannot locate the purchase receipts for the remaining 7 head of beef cows; however, she purchased them at the local county livestock auction in May 2007. Mrs. Doe certifies on FSA-926 that all the beef cows and calves in inventory when the animals drowned were physically located in fields 5, 6, and 7 on tract 1093 of FSN 458 in Jefferson County.

Mike Green, Mrs. Doe's neighbor, completes FSA-926 certifying that he has knowledge of the livestock deaths claimed by Mrs. Doe because his cattle are located in the pasture adjacent to Mrs. Does', and he witnessed the flash flood cover the area, and cattle being drowned before they could be safely rescued. After reviewing FSA-914, Mr. Green certifies on FSA-926 that he believes the information provided on FSA-914 is true and correct.

73 Application for Payment (Continued)

G Third Party Certifications (Continued)

COC reviews Mrs. Doe's FSA-914, and FSA-926 provided by Mrs. Doe and Mr. Green, and the documents provided by Mrs. Doe to support the beginning inventory numbers. Based on the information provided, COC requests Mrs. Doe contact the local livestock auction company where the beef cows were purchased and request a copy of the purchase report or receipts.

After obtaining a purchase report from the local auction company indicating Mrs. Doe did purchase 7 beef cows in May 2007, COC determines the evidence of livestock inventory at time of the livestock deaths, and claimed livestock deaths are reasonable based on the information provided on FSA-926 and according to subparagraph H.

COC signs, dates, and approves FSA-926 provided by Mrs. Doe and Mr. Green, and documents the review in the COC minutes during the meeting in which Mrs. Doe's FSA-914 is approved by COC.

73 Application for Payment (Continued)

H Proof and Reasonableness of Livestock Inventory

Livestock owners and livestock contract growers that cannot provide verifiable *--documentation of proof of death, including proof of death because of normal mortality,--* according to subparagraph E must provide verifiable documentation of their livestock inventory when the deaths occurred according to this subparagraph.

Documents that may provide verifiable evidence of livestock inventory include, but are **not** limited to, any or a combination of the following:

- veterinary records
- canceled check documentation
- balance sheets
- inventory records used for tax purposes
- loan records
- bank statements
- farm credit balance sheets
- property tax records
- brand inspection records
- sales and purchase receipts
- private insurance documents
- chattel inspections.

Important: Previous FSA or FSA livestock program documents that were subject to spot check, such as 2005-2007 LCP:

- may provide the number of certain animal types that may be used as a starting point for determining the livestock inventory when the deaths occurred
- shall **not** be used as the **only** source of evidence of livestock inventory.

73 Application for Payment (Continued)

H Proof and Reasonableness of Livestock Inventory (Continued)

Example: John Brown certified to 125 head of adult beef cows on his FSA-approved 2007 LCP application. The 125 head of adult beef cows certified on the 2007 LCP application may be used in combination with purchase and sales reports, birth and death records, and other verifiable documents providing evidence of beef cattle for Mr. Brown to determine the beef cattle inventory when the deaths occurred. However, the 2007 LCP application data by itself is **not** sufficient evidence of livestock inventory when the deaths occurred in 2009.

Note: None of the documents listed in this subparagraph, by themselves, may be sufficient evidence to determine the reasonableness of the number of livestock in inventory when the deaths occurred. COC's shall ensure that the documents submitted by participants provide verifiable evidence that supports the reasonableness of the number of livestock inventory when the deaths occurred, as certified by the participant.

COC's shall determine the reasonableness of the livestock inventory and claimed losses using the following guidelines, when appropriate, for calving, farrowing, and kidding:

- 90 percent calving rate
- 103 to 105 percent for sheep
- 150 to 180 percent kidding rate
- 8.5 pigs per litter farrowing rate.

Example: A participant reports a livestock inventory of 150 beef cows, 5 beef bulls, and 155 beef calves when the deaths occurred. The normal calving rate would yield 135 (150 times 90 percent) calves. Based on the normal calving rate, 155 calves for 150 cows do not appear reasonable. COC should question the livestock inventory if it is not supported by verifiable documentation.

73 Application for Payment (Continued)

I Supporting Documents

All supporting documents must be completed by the participant and on file in the County Office before FSA-914 may be approved.

For 2008 calendar year losses, the participant must have provided the following to the County Office by no later than September 13, 2009:

- proof of death documentation
- copy of contract growers contracts
- proof of normal mortality documentation.

For 2009 and subsequent year calendar year losses, the participant **must** provide the following supporting documentation to the County Office by no later than 30 calendar days after the end of the calendar year for which benefits are requested:

- proof of death documentation
- copy of contract growers contracts
- proof of normal mortality documentation.

Additional supporting documents including, but not limited to, the following must be completed by the participant and be on file in the County Office before FSA-914 can be approved:

- CCC-502, applicable for 2008 calendar year
- CCC-901 applicable for 2009 and subsequent years
- AD-1026 applicable for 2008, 2009, 2010, 2011
- CCC-526 or other acceptable document according to 1-PL to determine compliance with average AGI provisions for 2008
- CCC-926 or other acceptable document according to 4-PL to determine compliance with average AGI provisions for:
 - *--2009 and 2010
 - 2011, if CCC-926 was filed before September 1, 2011
- CCC-931 or other acceptable documentation according to 4-PL to determine compliance with average AGI provisions, if CCC-926 was **not** filed before September 1, 2011.--*

74 FSA-926, Livestock Indemnity Program Third Party Certification

A Completing FSA-926

Complete FSA-926 according to the following table:

Item	Instruction
1	Enter State and County Code. This is the administrative County Office where the participant's farm records are maintained.
2	Enter the calendar year the livestock deaths occurred. Note: If the deaths occurred in 2 different calendar years as a result of the same adverse weather event, a separate certification must be filed for each calendar year to include only the livestock lost during the calendar year.
3	Enter County Office name and address. This is the administrative County Office where the participant's farm records are maintained.
Part A – Livestock Producer Information	
4	Enter the participant's name and address, including city, State and ZIP code.
Part B – Livestock Producer Certification of Livestock and Losses	
5	Enter the adverse weather events number from FSA-914, item 12.
6	Enter "YES" if the producer in item 4 is a contract grower. Otherwise, enter "NO".
7	Enter livestock kind/type and weight range for which loss occurred, for which no other proof of death is available. An entry in this field is always required when there is a loss in a particular kind/type and weight range of livestock for which no other proof of death is available. Note: Livestock by kind, type, and weight range can be obtained from the local *--FSA office or LIP Fact Sheet located at http://disaster.fsa.usda.gov .--*

74 FSA-926, Livestock Indemnity Program Third Party Certification (Continued)

A Completing FSA-926 (Continued)

Item	Instruction
8	Enter the total number of livestock, by kind/type and weight range, in inventory at the time the loss occurred for which no other form of proof of death is available.
9	Enter the physical location of livestock in inventory when deaths occurred. Include the name of the county where the livestock were located when the deaths occurred. Example: Jones County, Texas, farm 100
10	Enter the type of documentation provided to support reasonableness of livestock in inventory when deaths occurred. Type of records may include but is not limited to: <ul style="list-style-type: none"> • veterinary records • loan records • farm credit balance sheets • property tax records.
Part C - Livestock Producer Certification	
11A	Participant or representative of participant signs to indicate that livestock losses have occurred because of an eligible adverse weather event, that no other form of proof of death is available, the number livestock in item 8 were in inventory when the loss occurred, the livestock in inventory were physically located as described in item 9, and all other information provided is true and correct.
11B	Signatory in item 11A shall enter their title/relationship when signing in the representative capacity. Note: If a participant/applicant is not signing in the representative capacity, this field should be left blank. If a participant/applicant is signing on behalf of themselves, it is acceptable to write “self”; however, it is not necessary.
11C	Participant or participant’s representative enters signature date.

74 FSA-926, Livestock Indemnity Program Third Party Certification (Continued)

A Completing FSA-926 (Continued)

Item	Instruction
Part D – Third Party Certification Information	
12	Enter the name and address including city, State, and ZIP code of the third party.
13	Enter the telephone number of the third party.
14	<p>Enter the affiliation of the third party to the participant. Third party is an independent source such as veterinarian, neighbor or other.</p> <p>Note: Third party must be an independent source who is not affiliated with the farming operation such as a hired hand or family member.</p>
Part E – Third Party – Specific Details of Livestock Deaths	
15	<p>Enter specific details about how the third party has knowledge of the animal deaths.</p> <p>Written details should be specific about the knowledge of the animal deaths and could include pictures or other documentation, if available.</p> <p>Written details should also include dates of adverse weather event, type of adverse weather event, and physical location of third party relevant to the location of the participant’s livestock that were lost or participant’s farm.</p>
Part F –Third Party – Certification of Livestock Deaths	
16	<p>Enter the livestock kind/type and weight range of the participant’s livestock that died because of an eligible adverse weather event that the third party has knowledge of.</p> <p>Note: Livestock kind/type and weight range can be obtained from the local FSA *--office or LIP Fact Sheet located at http://disaster.fsa.usda.gov.*</p>
17	Enter the number of livestock lost because of an eligible adverse weather event, for the specific kind/type and weight range entered in item 16 that the third party has knowledge of.

74 FSA-926, Livestock Indemnity Program Third Party Certification (Continued)

A Completing FSA-926 (Continued)

Item	Instruction
Part G – Third Party Certification of Other Details	
18	Enter any other relevant details related to the livestock deaths the third party is certifying to.
Part H – Third Party Signature Certification	
19A through 19B	After reading the certification, third party signs and dates.
Part I - County Committee Determination	
20 through 24	COC shall review the participant’s and third party’s certification and document their determination by checking “YES” or “NO” to each of the questions in Part I. If “NO”, is checked for any of the questions, COC shall explain their determination in item 25.
25	Enter explanations from items 20 through 24.
26	Enter COC signature. Note: Only COC can “approve” or “disapprove” a third party certification.
27	Enter date of COC action.
28	Enter a check in “approved” or “disapproved” box.

74 FSA-926, Livestock Indemnity Program Third Party Certification (Continued)

B Example of FSA-926 (Continued)

*--

FSA-926 (07-09-09)		Page 3 of 3
PART I – COUNTY COMMITTEE DETERMINATION		
	YES	NO
20. Documents provided as evidence of livestock inventory are acceptable. If NO, explain in Item 25.		
21. Livestock inventory is reasonable based on documents provided. If NO, explain in Item 25.		
22. Claimed livestock losses are reasonable. If NO, explain in Item 25.		
23. Third party is a reliable source in a position to have knowledge of loss. If NO, explain in Item 25.		
24. Certification of participant and third party meet all requirements. If NO, explain in Item 25.		
25. Comment		
26. COC Signature	27. Date (MM-DD-YYYY)	28. Determination <input type="checkbox"/> Approved <input type="checkbox"/> Disapproved

--*

75 Acting on FSA-914

A Approving FSA-914

COC or CED must act on all completed and signed FSA-914's submitted.

Exception: Only COC has authority to act on (approve or disapprove) FSA-914's submitted that use producer records or third party certification as proof of loss.

Note: CED may delegate approval authority to program technicians for routine cases where proof of death is provided according to subparagraph 73 E. Delegation must be documented in the COC minutes.

Program technicians shall **not** be delegated authority to:

- disapprove any FSA-914
- approve any FSA-914 where producer records or third party certification is used to prove loss.

Important: DD review of initial applications must be completed according to subparagraph D before applications may be approved or disapproved.

FSA-914 shall be approved or disapproved as certified by the participant. When more than 1 type of livestock is claimed, FSA-914 shall be approved or disapproved based on all livestock claimed. However, COC does have authority to make adjustments to certain information reported on FSA-914 when documentation warrants making adjustments.

Example: Jim Brown files FSA-914 that includes 10 adult beef cows reported in item 16 lost because of adverse weather that meet the livestock eligibility requirements and 5 horses lost because of adverse weather that do not meet the livestock eligibility requirements. In this case, COC can enter "0" in item 19, "COC Adjusted Number of Lost Due to Adverse Weather" field of FSA-914 for horses and then approve FSA-914 for the 10 eligible adult beef cows. Jim Brown would be provided appeal rights according to 1-APP for the 5 horses not paid.

75 Acting on FSA-914 (Continued)**A Approving FSA-914 (Continued)**

Before approving FSA-914, COC or CED **must**:

- ensure that **all** program eligibility requirements are met
- be satisfied with **all** the following:
 - claimed livestock deaths occurred as follows:
 - because of an adverse weather event
 - *--on or after January 1, 2008, and before November 30, 2011--*
 - in the calendar year benefits are being requested
 - reasonableness of the claimed livestock deaths
 - proof of death provided is verifiable
 - documentation of livestock inventory when the deaths occurred, if applicable, is verifiable
 - reliable records along with beginning and ending inventory records, if applicable, provide adequate proof of death
 - third party certifications, if applicable, meet all requirements according to subparagraph 73 G
 - all signature requirements are met.

Note: See subparagraph B when:

- COC or CED questions any data provided by participant
- disapproving FSA-914.

75 Acting on FSA-914 (Continued)

B Disapproving FSA-914

COC or CED must act on all completed and signed FSA-914's submitted. See subparagraph A when approving FSA-914.

Exception: Only COC has authority to act on (approve or disapprove) FSA-914's submitted that use producer records or third party certification as proof of loss.

Note: Program technicians shall **not** be delegated authority to disapprove FSA-914's.

Important: DD review of initial applications must be completed according to subparagraph D before applications may be approved or disapproved.

FSA-914 shall be approved or disapproved as certified by the participant. When more than 1 type of livestock is claimed, FSA-914 shall be approved or disapproved based on all livestock claimed. However, COC does have authority to make adjustments to certain information reported on FSA-914 when documentation warrants making adjustments.

Example: Jim Brown files FSA-914 that includes 10 adult beef cows reported in item 16 lost because of adverse weather that meet the livestock eligibility requirements and 5 horses lost because of adverse weather that do not meet the livestock eligibility requirements. In this case, COC can enter "0" in item 19, "COC Adjusted Number of Lost Due to Adverse Weather" field of FSA-914 for horses and then approve FSA-914 for the 10 eligible adult beef cows. Jim Brown would be provided appeal rights according to 1-APP for the 5 horses not paid.

If it is determined that any information provided on FSA-914 is not reasonable or is questionable, additional verifiable documentation or evidence shall be requested from the *--participant, in writing, to support the data provided. Other agencies, organizations, or--* facilities may also be contacted to verify information provided by participants.

Important: See subparagraph C when contacting other agencies, organizations, or facilities to verify information provided by participants.

Exception: COC shall **not** require tax records; however, participant may voluntarily provide tax records.

75 Acting on FSA-914 (Continued)

B Disapproving FSA-914 (Continued)

If all program eligibility requirements are **not** met, or it is determined that the information on FSA-914, or any additional supporting documentation provided by the participant, is **not** accurate or reasonable, then the following actions shall be taken:

- disapprove FSA-914
- notify participant of disapproval
- provide participant applicable appeal rights according to 1-APP
- thoroughly document reason for disapproval in the COC minutes.

C Verifying Data With Other Agencies, Organizations, or Facilities

When contacting agencies, organizations, or facilities to verify data provided by a participant or third party, the County Office shall be specific in the information requested. The request should include, but is not limited to, the following:

- participant's name and address
- animal kind and type
- reason the request is being made
- information that is being requested.

D DD Review and Report of Initial FSA-914's

--DD shall review the first five FSA-914's for calendar years 2008 and/or 2009 before-- approval where:

- proof of death is provided according to subparagraph 73 E, before COC or CED may approve any such FSA-914
- reliable records are provided along with verifiable beginning and ending inventory records as proof of death according to subparagraph 73 F, before COC may approve FSA-914
- third party certification is used to prove death according to subparagraph 73 G, before COC may approve any such FSA-914.

--Note: Only COC is authorized to act on FSA-914's where reliable records are provided according to subparagraph 73 F and third party certification is used to prove loss.--

75 Acting on FSA-914 (Continued)

D DD Review and Report of Initial FSA-914's (Continued)

For 2010 and subsequent calendar years, DD shall review the first 5 FSA-914's each calendar year before approval where:

- proof of death is provided according to subparagraph 73 E, before COC or CED may approve any such FSA-914
- reliable records are provided along with verifiable beginning and ending inventory records as proof of death according to subparagraph 73 F, before COC may approve FSA-914
- third party certification is used to prove death according to subparagraph 73 G, before COC may approve any such FSA-914.

Note: Only COC is authorized to act on FSA-914's where reliable records are provided according to subparagraph 73 F or third party certification is used to prove loss.

The review shall include ensuring that:

- separate FSA-914's are submitted by participant and administrative county
- signature requirements, including power of attorney, are met
- proof of death is provided and verifiable, according to subparagraph 73 E, when applicable
- reliable records are provided along with verifiable beginning and ending inventory records as proof of death according to subparagraph 72 F, when applicable
- third party certifications, if applicable, meet all requirements according to subparagraph 73 G
- no State or County Office developed forms, worksheets, applications, or other documents are being used to obtain or collect the data required from participants
- supporting data required for payment eligibility is properly completed and on file; such as *-CCC-901; CCC-926 or CCC-931, as applicable; CCC-502; AD-1026; and accurate-* subsidiary and SCIMS data.

75 Acting on FSA-914 (Continued)

D DD Review and Report of Initial FSA-914's (Continued)

Within 10 workdays of completing the review, DD shall provide a written report to SED describing the review findings, including a list of errors discovered, proposed corrective action, and the overall status of implementing LIP in the County Office.

DD review of the initial FSA-914's and supporting documentation submitted is critical to ensuring that LIP is being administered according to the procedures provided in this handbook and the regulations in 7 CFR Part 760, Subparts B and E.

Reviewing the initial FSA-914's and supporting documentation in a timely manner:

- identifies possible weaknesses in the administration of the program that may be resolved by additional training, clarified procedures, or modified software
- prevents numerous participants from being impacted by erroneous administration of the program
- allows corrections to be made in a timely manner before erroneous payments are issued.

76 FSA-914, Livestock Indemnity Program Application

A Completing Manual FSA-914

Complete FSA-914 according to the following table.

Item No.	Instruction
1	Enter State and County Code. This is the administrative County Office where the producer's farm records are maintained.
2	Enter the calendar year the livestock deaths occurred. Note: If the deaths occurred in 2 different calendar years as a result of the same adverse weather event, a separate application must be filed for each calendar year to include only the livestock lost during the calendar year.
3	Enter County Office Name. This is the administrative County Office where the producer's farm records are maintained.
4	Enter the application number. Note: This is an automated system assigned number.
Part A - Producer Information	
5	Enter the producer's name and address.
Part B - Notice of Loss	
6	Enter the later of the following: <ul style="list-style-type: none"> • date(s) the livestock died • date(s) the livestock loss was apparent to the producer. <p>Notes: A number should be assigned to each date of occurrence/when loss was apparent. This number will be used to tie the adverse weather event(s) entered in Item 7 to the date of occurrence/when loss was apparent.</p> <p>Example: For a freeze and blizzard that occurred on March 1, 2008, and hurricane that occurred on August 1, 2008, Item 6 should be completed as follows:</p> <p style="margin-left: 40px;"><u>Item 6:</u></p> <ol style="list-style-type: none"> 1. March 1, 2008 2. August 1, 2008 <p>Multiple dates may be entered if livestock deaths resulted from more than 1 eligible adverse weather event during the calendar year. Dates can be a range of dates.</p>

76 FSA-914, Livestock Indemnity Program Application (Continued)

A Completing Manual FSA-914 (Continued)

Item No.	Instruction								
7	<p>Enter the eligible adverse weather event(s) that caused the livestock deaths.</p> <p>Notes: Enter the number from date of occurrence/when loss was apparent from Item 6 that corresponds with the adverse weather event.</p> <p>Example: For a freeze and blizzard that occurred on March 1, 2008, and hurricane that occurred on August 1, 2008, Item 6 and Item 7 should be completed as follows:</p> <table data-bbox="690 688 1209 871"> <tr> <td style="text-align: center;"><u>Item 6:</u></td> <td style="text-align: center;"><u>Item 7:</u></td> </tr> <tr> <td style="text-align: center;">1. March 1, 2008</td> <td style="text-align: center;">1. Freeze</td> </tr> <tr> <td style="text-align: center;">2. August 1, 2008</td> <td style="text-align: center;">1. Blizzard</td> </tr> <tr> <td></td> <td style="text-align: center;">2. Hurricane</td> </tr> </table> <p>Multiple adverse weather events may be entered if more than 1 eligible adverse weather event resulted in the loss of eligible livestock during the calendar year.</p>	<u>Item 6:</u>	<u>Item 7:</u>	1. March 1, 2008	1. Freeze	2. August 1, 2008	1. Blizzard		2. Hurricane
<u>Item 6:</u>	<u>Item 7:</u>								
1. March 1, 2008	1. Freeze								
2. August 1, 2008	1. Blizzard								
	2. Hurricane								

76 FSA-914, Livestock Indemnity Program Application (Continued)

A Completing Manual FSA-914 (Continued)

Item No.	Instruction
8A	<p>Producer or representative of producer may sign to indicate that livestock losses have occurred because of the adverse weather event(s) listed in Item 7 and the losses occurred or were apparent to the producer on the date(s) listed in Item 6.</p> <p>Producer or producer representative may also file a “notice of loss” with the administrative County Office by 1 of the following alternative methods:</p> <ul style="list-style-type: none"> • telephone • facsimile • e-mail. <p>Enter the method by which the “notice of loss” was filed with the administrative County Office if the producer or producer’s representative did not sign in Item 8A.</p> <p>Note: Multiple “Notices of Loss” may be filed during the calendar year if multiple adverse weather events resulted in livestock losses during the calendar year.</p> <p>Example: Producer A lost 5 adult beef cows as the result of a blizzard on January 15, 2009. Producer A phones County Office on January 25, 2009, and reports that he/she lost 5 adult beef cows because of a blizzard that occurred on January 15, 2009. County Office enters “phone” in Item 8A as the method for which the “Notice of Loss” was reported.</p> <p>Producer A lost 6 adult beef cows as the result of a flood that occurred on May 15, 2009. Producer A e-mails County Office on May 31, 2009, and reports he/she lost 6 adult beef cows because of a flood that occurred on May 15, 2009. County Office enters “e-mail” in Item 8A as the method for which the subsequent “Notice of Loss” was reported.</p>

76 FSA-914, Livestock Indemnity Program Application (Continued)

A Completing Manual FSA-914 (Continued)

Item No.	Instruction
8B	<p>Signatory in Item 8A shall enter their title/relationship when signing in the representative capacity.</p> <p>If a producer/applicant is not signing in the representative capacity, this field should be left blank. If a producer/applicant is signing on behalf of themselves, it is acceptable to write "self"; however, it is not necessary.</p>
8C	<p>Producer or producer's representative enters date they signed "Notice of Loss" or County Office employee enters date producer or producer's representative reported "Notice of Loss" using 1 of the alternative methods in Item 8A.</p>
Part C - Livestock Location and Associated Producer Information	
9	<p>Enter the physical location of claimed livestock at the time they died for the adverse weather event. Include the name of the County where the claimed livestock were physically located at the time they died.</p> <p>Example: Jones County, Texas, Farm 100.</p>
10	<p>Enter the current physical location of the livestock in inventory.</p> <p>Example: Jones County, Texas, Farm 100.</p>
11	<p>Enter associated producers who had an ownership or contract grower share in the livestock and indicate their share.</p>
Part D - Livestock Losses by Kind and Type	
12	<p>Enter the corresponding number associated to the date of occurrence entered in Item 6 that applies to the loss of livestock to be entered in Item 14.</p>
13	<p>Enter "YES" if the producer in Item 5 is a contract grower. Otherwise, enter "NO".</p>

76 FSA-914, Livestock Indemnity Program Application (Continued)

A Completing Manual FSA-914 (Continued)

Item No.	Instruction
14	<p>Enter livestock kind, type, and weight range for which loss occurred.</p> <p>If livestock in a previously recorded livestock kind/type and weight has changed to a new weight range, and a loss has occurred to the livestock in the new weight range, enter the original and new livestock kind/type and weight range as follows on the same line:</p> <p>Non-adult beef cattle under 400 lbs. (original) Non-adult beef cattle 400 lbs. or more (new).</p> <p>Note: Losses occurring for the non-adult beef cattle 400 lbs. or more (new) would be recorded in Item 16. An entry would not be entered Item 15.</p> <p>An entry in this field is always required when there is a loss in a particular kind, type, and weight range of livestock.</p> <p>Note: Livestock by kind, type, and weight range can be obtained from the local FSA office or LIP Fact Sheet located at http://disaster.fsa.usda.gov.</p>

76 FSA-914, Livestock Indemnity Program Application (Continued)

A Completing Manual FSA-914 (Continued)

Item No.	Instruction
15	<p>Enter the total number of eligible livestock listed in Item 14 in inventory on the beginning date of the adverse weather event referenced in Item 12 when 1 of the following apply.</p> <ul style="list-style-type: none"> <li data-bbox="428 512 1463 611">• The loss being reported is the first loss of livestock incurred for the particular kind/type, and weight range of livestock listed in Item 14 for the adverse weather event date referenced in Item 12. <p>Example: Producer A lost 10 head of adult beef cows out of the 100 head of adult beef cows in inventory because of a hurricane on May 1, 2009. The producer had not previously incurred a loss of adult beef cows in inventory for this particular kind, type, and weight range of livestock because of an eligible adverse weather event. Producer A would enter 100 as inventory in Item 15.</p> <ul style="list-style-type: none"> <li data-bbox="428 953 1463 1125">• Additional livestock are purchased for a particular kind/type and weight range of livestock after the first loss of livestock for that particular kind/type and weight range of livestock has been incurred, and the additional purchased livestock have incurred a loss because of an eligible adverse weather event date. <p>Example: Producer A lost 10 head of adult beef cows out of the 100 head of adult beef cows in inventory because of a hurricane on May 1, 2009. The producer had not previously incurred a loss of adult beef cows in inventory for that particular kind, type, and weight range of livestock because of an eligible adverse weather event. Producer A would enter 100 as inventory in Item 15 for adverse weather event date number 1.</p> <p>On May 15, 2009, Producer A purchases 100 additional head of adult beef cows. On June 1, 2009, Producer A lost 10 head of adult beef cows because of a flood. Producer A would enter 100 as inventory in Item 15 for adverse weather event date number 2 on FSA-914.</p>

76 FSA-914, Livestock Indemnity Program Application (Continued)

A Completing Manual FSA-914 (Continued)

Item No.	Instruction
15 (ctnd)	<p>Notes: Do not record an entry in Item 15 for a particular type/kind and weight range of livestock when subsequent losses occur within a particular kind/type and weight range for which inventory has already been reported on FSA-914.</p> <p>Example: Producer A initially reports 100 head of adult beef cows in inventory in FSA-914, Item 15 on May 1, 2009. Producer A reports that he lost 10 head because of flooding on May 1, 2009.</p> <p>On June 1, 2009, Producer A, reports that he lost an additional 5 head of adult beef cows because of a hurricane. Producer A will not record an entry in FSA-914, Item 15. The producer will only enter the 5 head of adult beef cows lost in FSA-914, Item 16 for the additional 5 head lost because of the hurricane.</p> <p>If a producer does not have a 100 percent ownership or contract grower share interest in a particular kind/type and weight range of livestock that was lost because of an eligible adverse weather event, the livestock for which the producer does not have a 100 percent ownership or contract grower share shall be prorated based on the producer's percent share interest.</p> <p>Example: Producer A has a 100 percent ownership share in 200 head of adult beef cows located on farm 1 and a 50 percent ownership share in 200 head of adult beef cows located on farm 2.</p> <p>10 adult beef cows are lost because of an eligible adverse weather event on farm 1 and 10 adult beef cows are lost because of the same eligible adverse weather event on farm 2.</p> <p>Determine the number of eligible livestock to be entered as inventory in Item 15 for Producer A according to the following:</p> <p>200 head x 100 percent share = 200 head 200 head x 50 percent share = 100 head</p> <p>200 head + 100 head = 300 head (number of inventory to enter for Producer A in Item 15).</p>

76 FSA-914, Livestock Indemnity Program Application (Continued)

A Completing Manual FSA-914 (Continued)

Item	Instruction
16	<p>Enter the number of head of livestock by kind/type and weight range that died because of the adverse weather event referenced in item 12.</p> <p>An entry in this field is always required when there is a loss in a particular kind, type, and weight range of livestock.</p> <p>Notes: Livestock must have died on or after January 1, 2008, and before *--November 30, 2011, but no later than 60 calendar days from the ending--* date of the adverse weather events in item 7. The livestock must have also died during the calendar year for which benefits are being requested.</p> <p>If a producer does not have a 100 percent ownership or contract grower share interest in a particular kind/type and weight range of livestock that was lost because of an eligible adverse weather event, the livestock for which the producer does not have a 100 percent ownership or contract grower share shall be prorated based on the producer's percent share interest.</p> <p>Example 1: Producer A has a 100 percent ownership share in 200 head of adult beef cows located on farm 1 and a 50 percent ownership share in 200 head of adult beef cows located on farm 2.</p> <p>10 adult beef cows are lost because of an eligible adverse weather event on farm 1 and 10 adult beef cows are lost because of the same eligible adverse weather event on farm 2. Determine the number of eligible livestock to be entered as lost in item 16 for Producer A according to the following:</p> <p>10 head lost x 100 percent share = 10 head 10 head lost x 50 percent share = 5 head</p> <p>10 head lost + 5 head lost = 15 head (number of adult beef cows lost to enter for Producer A in item 16).</p>

76 FSA-914, Livestock Indemnity Program Application (Continued)

A Completing Manual FSA-914 (Continued)

Item	Instruction
17	<p>*--For calendar years 2008 through 2010, enter the number of livestock that died during the calendar year benefits are being requested because of normal mortality before, on, or after the date of the first adverse weather event referenced in item 12.</p> <p>For calendar year 2011, enter the number of livestock that died before November 30, 2011, because of normal mortality before, on, or after the first adverse weather event referenced in item 12.</p> <p>Notes: For 2011 losses, the adverse weather event causing the loss must have occurred before October 1, 2011.</p> <p>The producer shall provide documentation to the County Office to support livestock deaths because of normal mortality according to subparagraph 73 E, F, or G.--*</p> <p>Example: Producer A has a 100 percent ownership interest in 100 head of adult beef cows that are lost because of a hurricane. The producer had not previously incurred a loss of adult beef cows in inventory for this particular kind/type and weight range of livestock because of an eligible adverse weather event. On October 11, 2009, Producer A enters “100” in item 15 and “10” in item 16. No entry would be made in item 17 because this is the first loss for this kind/type and weight range of livestock for which a loss in normal mortality has not occurred on or after the date of the first adverse weather event.</p> <p>On October 15, 2009, Producer A loses 2 adult beef cows to normal mortality. Producer A revises FSA-914 by entering “2” in item 17 and provides documentation to the County Office to support livestock deaths because of normal mortality.</p>
18	<p>COC shall enter the adjusted inventory, if applicable.</p> <p>Notes: An entry is only required when COC determines an inventory different than the inventory certified to by the producer.</p> <p>The producer shall be provided applicable appeal rights according to 1-APP if an entry is entered in item 18.</p>
19	<p>COC shall enter the adjusted number of livestock lost because of an eligible adverse weather event, if applicable.</p> <p>Notes: An entry is only required when COC determines the number of eligible livestock lost because of an eligible adverse weather event is different than the number of livestock certified to by the producer as lost because of the eligible adverse weather event.</p> <p>The producer shall be provided applicable appeal rights according to 1-APP if an entry is entered in item 19.</p>
20	<p>COC shall enter the adjusted number of livestock lost because of normal mortality, if applicable.</p> <p>Notes: An entry is only required when COC determines the number of livestock lost because of normal mortality is different than the number of livestock certified to by the producer as lost because of normal mortality.</p> <p>The producer shall be provided applicable appeal rights according to 1-APP if an entry is entered in item 20.</p>

76 FSA-914, Livestock Indemnity Program Application (Continued)

A Completing Manual FSA-914 (Continued)

Item	Instruction
Part E - Documentation of Beginning Inventory	
21	<p>Enter the type of supporting documentation provided by the producer to verify *--beginning inventory and the number of livestock supported by the documentation provided.--*</p> <p>Note: See subparagraph 73 H for examples of acceptable documentation that may provide verifiable evidence of livestock beginning inventory.</p>
Part F - Documentation to Verify Livestock Losses	
22	<p>Enter the type of documentation provided by the producer to verify livestock *--losses and the number of livestock supported by the documentation provided.--*</p> <p>Note: See paragraph 73 for acceptable documentation for verifying livestock losses.</p>
Part G - Similar Loss/Contract Growers	
23	<p>Enter the amount of monetary compensation received by the producer from their contractor for the loss of income suffered from the death of the livestock under contract (for contract growers only).</p>
24	<p>Enter amount of compensation received from other disaster assistance programs for the same livestock losses.</p>
Part H - Producer Certification	
25A through 25C	<p>After reading the certification, producer or producer’s representative signs and dates.</p> <p>Signatory in item 25A shall enter their title/relationship when signing in the representative capacity.</p> <p>If a producer/applicant is not signing in the representative capacity, this field should be left blank. If a producer/applicant is signing on behalf of themselves, it is acceptable to write “self”; however, it is not necessary.</p>
Part I - County Committee Determination	
26	<p>Enter COC signature.</p>
27	<p>Enter date of COC action.</p>
28	<p>Enter a check in approved or disapproved box.</p> <p>Important: FSA-914 shall be approved or disapproved as certified by the producer after applicable COC adjustment fields are completed.</p>

76 FSA-914, Livestock Indemnity Program Application (Continued)

B Example of FSA-914

*--

This form is available electronically.

FSA-914 (02-24-10) LIVESTOCK INDEMNITY PROGRAM APPLICATION	U.S. DEPARTMENT OF AGRICULTURE Farm Service Agency	1. State and County Code 48 001	2. Calendar Year 2010
		3. County Office Name Knox	4. Application Number 0001

NOTE: The following statement is made in accordance with the Privacy Act of 1974 (5 USC 552a - as amended). The authority for requesting the information identified on this form is the Food, Conservation, and Energy Act of 2008 (Pub. L. 110-246). The information will be used to determine eligibility for program benefits. The information collected on this form may be disclosed to other Federal, State, Local government agencies, Tribal agencies, and nongovernmental entities that have been authorized access to the information by statute or regulation and/or as described in applicable Routine Uses identified in the System of Records Notice for USDA/FSA-2, Farm Records File (Automated). Providing the requested information is voluntary. However, failure to furnish the requested information will result in a determination of ineligibility for program benefits.

This information collection is exempted from the Paperwork Reduction Act as it is required for the administration of the Food, Conservation, and Energy Act of 2008 (see Pub. L. 110-246, Title I, Subtitle F-Administration).

The provisions of criminal and civil fraud, privacy and other statutes may be applicable to the information provided. **RETURN THIS COMPLETED FORM TO YOUR COUNTY FSA OFFICE.**

PART A – PRODUCER INFORMATION

5. Producer's Name and Address (City, State and Zip Code)

John Anywhere
 P. O. Box 5000
 Anywhere, Texas 79240

PART B – NOTICE OF LOSS

6. Date(s) of Occurrence/When Loss Was Apparent

1. March 15, 2010

7. Adverse Weather Event(s)

1. Flooding

8. I am reporting that I have incurred livestock losses due to the adverse weather event(s) listed in Item 7 and the losses occurred or were apparent to me on the date(s) listed in Item 6.

A. Producer's Signature (By)	B. Title/Relationship of the Individual Signing in the Representative Capacity	C. Date (MM/DD/YYYY)
		03/31/2010

PART C – LIVESTOCK LOCATION AND ASSOCIATED PRODUCER INFORMATION

9. Where were the claimed livestock physically located at the time they died? (Include County name, farm number, etc.)

Knox County, Farm 500

10. Where is the current physical location of the livestock in inventory?

Knox County, Farm 500

11. Associated Producers (List all other producers that have an ownership share of any livestock listed in Item 14 and indicate their share.)

None

PART D - LIVESTOCK INFORMATION

12. Adverse Weather Event Date Number	13. Contract Grower		14. Livestock Kind/Type and Weight Range	15. Inventory on Date of Adverse Weather Event	16. Number of Death Losses Due to Adverse Weather Event	17. Number Lost Due to Normal Mortality	COC USE ONLY		
	Yes	No					18. Adjusted Inventory	19. Adjusted Number Lost Due to Adverse Weather	20. Adjusted Number Lost Due to Normal Mortality
1		X	Beef, Adult cow	100	20				
1		X	Beef, Non-Adult, Less 400 lbs	85	10				

--*

76 FSA-914, Livestock Indemnity Program Application (Continued)

B Example of FSA-914 (Continued)

FSA-914 (02-24-10)		Page 2 of 2
PART E – DOCUMENTATION OF BEGINNING INVENTORY		
21. List the document(s) provided to verify beginning inventory. Attach copies of documents.		Number of Livestock
Example: Receipt from Harry's Sale Barn for purchase of 25 feeder pigs on November 10, 2007		25
A.		
B.		
C.		
D.		
PART F – DOCUMENTATION TO VERIFY LIVESTOCK LOSSES		
22. List the document(s) provided to verify livestock losses. Attach copies of documents.		Number of Livestock
Example: Rendering receipt for pick up of 10 pigs March 12, 2007		10
A. Rendering receipts		30
B.		
C.		
D.		
PART G – SIMILAR LOSS/CONTRACT GROWERS		
23. Other Compensation (Contract Growers): \$		
24. Reduction: \$0		
PART H – PRODUCER CERTIFICATION		
<p>Payments under the Livestock Indemnity Program will be made with respect to certain livestock deaths that occurred as a direct result of an eligible adverse weather event, except drought, and including anthrax. Each producer must file a separate form FSA-914 to be eligible to receive program benefits. By signing this application, the producer:</p> <ul style="list-style-type: none"> • Agrees to provide FSA any documentation it requires to determine eligibility that verifies and supports all information provided, including the producer's certification, and understands the application may be disapproved if they fail to provide any such information requested by FSA; • Authorizes FSA, at any time, with or without their presence, to enter upon, inspect and verify all livestock, livestock deaths, and acreage in which they have an interest; • Agrees to comply with, and acknowledges they are subject to, all the regulations governing the program and understands that instructions and assistance are available for completing this form; • Authorizes FSA to obtain from third parties, such as, but not limited to, other government agencies, individuals, auction barns, contractors or processors, feed vendors, veterinarian services, and rendering services, records or other evidence that substantiates the information provided on this application or any supporting documentation provided. <p><i>I certify that:</i></p> <ul style="list-style-type: none"> • If applying as an individual, that I am a citizen of the United States or a resident alien; if applying as a partnership, the members of the partnership are citizens of the United States; or if applying as a corporation, limited liability corporation, or other farm organizational structure, the entity is organized under State law; • On the day livestock died, I owned or was a contract grower of all livestock entered on this application and physically maintained control of all such livestock on that date on my farm for commercial use as part of my farming operation; • All livestock entered as losses on this application died during the calendar year in Item 2 as a direct result of an eligible adverse weather event(s) no later than 60 days from the ending dates of such adverse weather event(s) provided in Item 7 in the county provided in Item 9, and that all losses occurred on or after January 1, 2008, and before October 1, 2011; • All livestock entered on this application meet all the livestock eligibility criteria provided in 7 CFR Part 760 Subpart E, including being maintained for commercial use as part of my farming operation; • I understand that this application may be disapproved if information or evidence provided is false or in error, and that other sanctions or penalties could apply; and • All information on this application and all supporting documents I provided is true and correct. 		
25A. Producer's Signature (By)	25B. Title/Relationship of the Individual Signing in the Representative Capacity	25C. Date (MM/DD/YYYY) 03/31/2010
PART I – COUNTY COMMITTEE DETERMINATION		
26. COC or Designee Signature	27. Date (MM/DD/YYYY)	28. Determination <input type="checkbox"/> Approved <input type="checkbox"/> Disapproved
<small>The U.S. Department of Agriculture (USDA) prohibits discrimination in all of its programs and activities on the basis of race, color, national origin, age, disability, and where applicable, sex, marital status, familial status, parental status, religion, sexual orientation, political beliefs, genetic information, reprisal, or because all or part of an individual's income is derived from any public assistance program. (Not all prohibited bases apply to all programs.) Persons with disabilities who require alternative means for communication of program information (Braille, large print, audiotape, etc.) should contact USDA's TARGET Center at (202) 720-2600 (voice and TDD). To file a complaint of discrimination, write to USDA, Assistant Secretary for Civil Rights, Office of the Assistant Secretary for Civil Rights, 1400 Independence Avenue, S.W., Stop 9410, Washington, DC 20250-9410, or call toll-free at (866) 632-9992 (English) or (800) 877-8339 (TDD) or (866) 377-8642 (English Federal-relay) or (800) 845-6136 (Spanish Federal-relay). USDA is an equal opportunity provider and employer.</small>		

77 (Withdrawn--Amend. 12)

78-90 (Reserved)

***--Part 3 LIP Software**

Section 1 Level II eAuthentication Access

91 Accessing LIP Software

A Basic Information

FSA-914 software is intuitive web-based software with a centralized database.

FSA-914's will be updated by FSA employees with level II eAuthentication access.

B Definitions

In this part:

- user means FSA employees with level II eAuthentication access, **except** where specifically noted
- home county means the same as administrative county in the web-based environment.--*

*--91 Accessing LIP Software

C Accessing LIP Application

To access the LIP Home Page from the FSA Applications Intranet web site at http://fsaintranet.sc.egov.usda.gov/fsa/FSAIntranet_applications.html, under “Production Adjustment and Disaster Programs”, CLICK “LIP – Livestock Indemnity Program”.

Note: Internet Explorer shall be used when accessing the LIP Home Page.

D LIP Login Screen

After users click “LIP – Livestock Indemnity Program”, users will be prompted with the following Livestock Indemnity Program (LIP) Login Screen. CLICK “LIP Login” to continue.

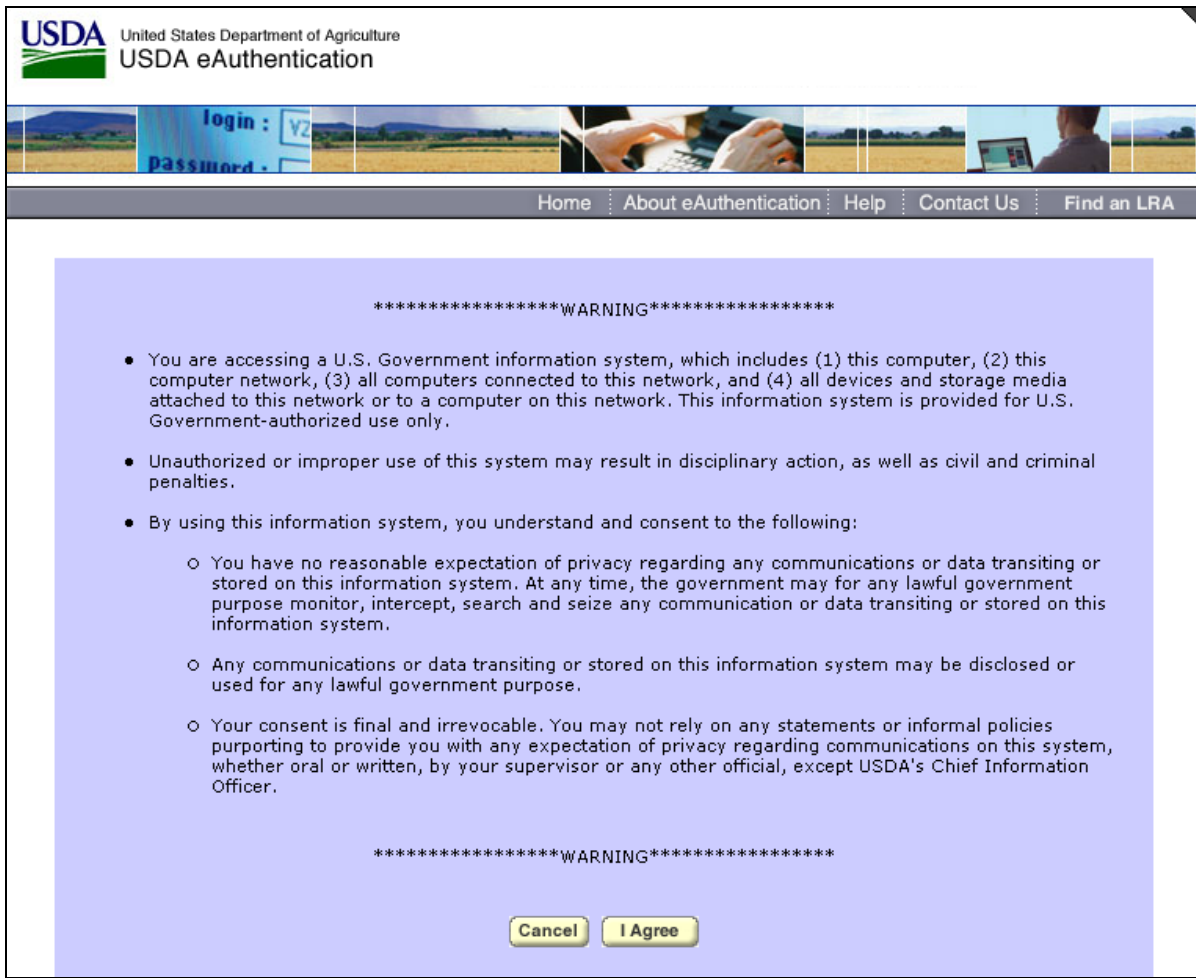


--*

*--91 Accessing LIP Software (Continued)

E USDA eAuthentication Warning Screen

After users click “LIP Login”, the following USDA eAuthentication Warning Screen will be displayed. Click “I Agree” to proceed or “Cancel” to end the process.



--*

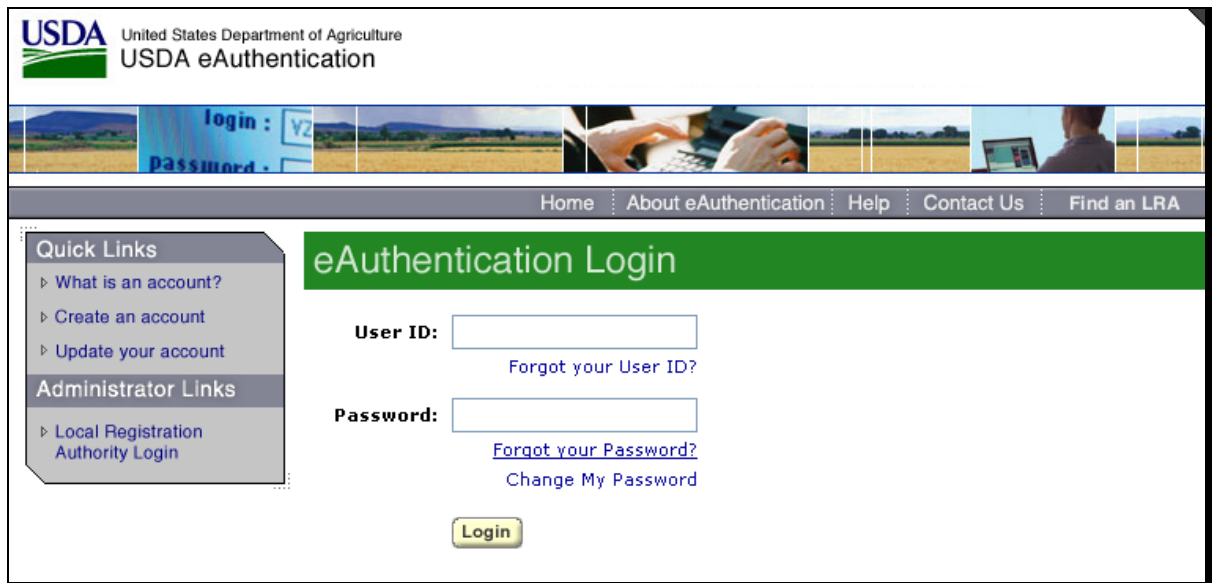
*--91 Accessing LIP Software (Continued)

F eAuthentication Login Screen

On the eAuthentication Login Screen, users must:

- enter user ID
- enter password
- CLICK “**Login**”.

The LIP Main Menu will be displayed.



--*

***--92 LIP Main Menu**

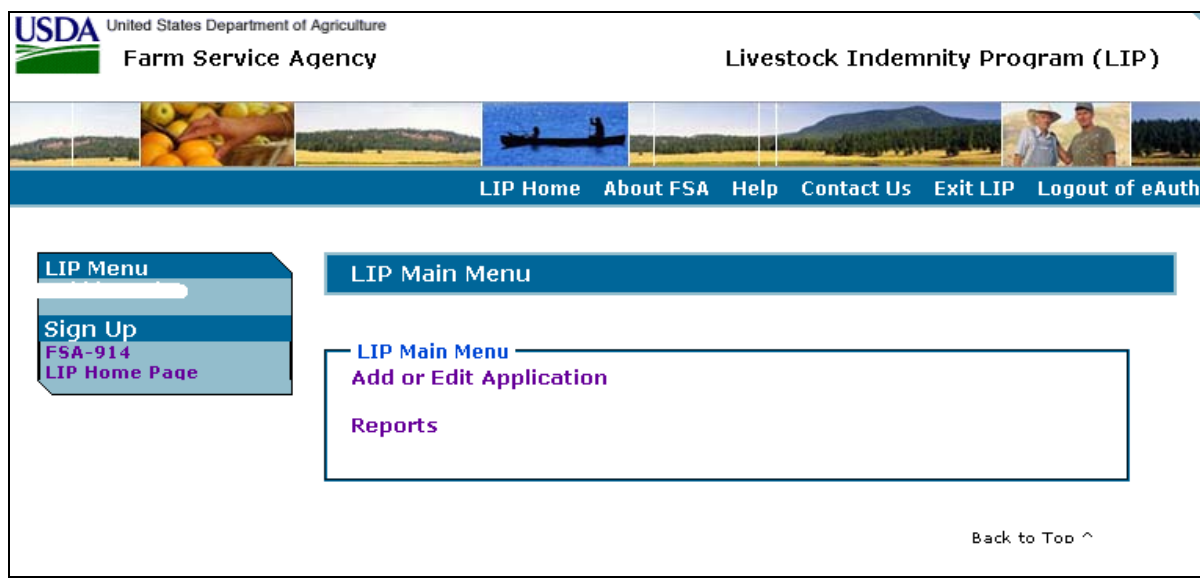
A Overview

After user is logged in and has been authenticated, the LIP Main Menu will be displayed. The LIP Main Menu allows the user to do any of the following:

- add FSA-914's
- edit FSA-914's
- view and print reports.

B Example LIP Main Menu

Following is an example of the LIP Main Menu.



C Action

Following is an explanation of the options available on the LIP Main Menu.

Option	Result
Add or Edit Application	State and County Selection Screen will be displayed.
Reports	LIP Reports Screen will be displayed. See Section 2 for additional information on reports.

--*

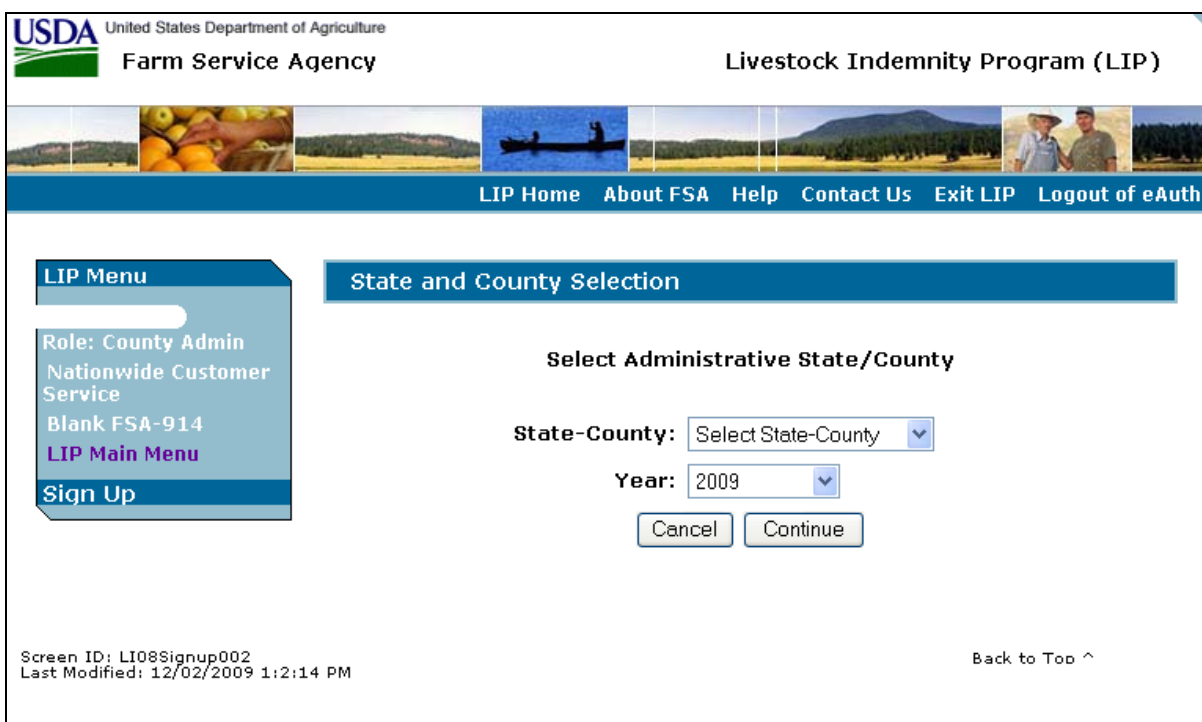
***--93 State and County Selection**

A Overview

If users click “**Add or Edit Application**” on the LIP Main Menu, the State and County Selection Screen will be displayed. Users must select a State, county, and year to process FSA-914’s in their home counties. Users will also have the option of selecting the “**Nationwide Customer Service**” from left navigation menu on the LIP Main Menu. This provides the ability to take FSA-914’s for a producer from any Service Center nationwide (see paragraph 107 for more information on Nationwide Customer Service access).

B Example State and County Selection Screen

Following is an example of the State and County Selection Screen.



C Action

User shall use the drop-down menus to select the applicable:

- State/county
- year.

CLICK “**Continue**”, the Producer Search – Application Status Screen will be displayed.--*

***--94 Producer Search – Application Status Screen**

A Overview

After users have clicked “Next”, the Producer Search – Application Status Screen will be displayed. The Producer Search – Application Status Screen allows users to:

- add FSA-914’s
- view/print FSA-914’s
- edit existing FSA-914’s
- delete FSA-914’s.

B Example Producer Search – Application Status Screen

Following is an example of the Producer Search – Application Status Screen.

The screenshot displays the USDA Farm Service Agency Livestock Indemnity Program (LIP) interface. At the top, it includes the USDA logo and navigation links: LIP Home, About FSA, Help, Contact Us, Exit LIP, and Logout of eAuth. The main content area is titled "Producer Search - Application Status" and shows search filters for Year: 2008, State: Mississippi, and County: Coahoma. Below the filters are buttons for "Add/Search", "Back", and "Cancel". A table lists producer applications with columns for Producer, Application Status, and Action.

Producer	Application Status	Action
Any 1 Producer	Initiated	View/Print Edit Delete
Any 2 Producer	Initiated	View/Print Edit Delete
Any 3 Producer	Approved	View/Print Edit Delete
Any 4 Producer	Initiated	View/Print Edit Delete
Any 5 Producer	Approved	View/Print Edit Delete
Any 6 Producer	Approved	View/Print Edit Delete

Screen ID: LI08Signup900
Last Modified: 12/02/2009 12:15:25 PM

Back to Top ^

--*

***--94 Producer Search – Application Status Screen (Continued)**

C Action

To:

- add a new FSA-914, CLICK “**Add/Search**”; the SCIMS Customer Search Screen will be displayed
- view and/or print existing FSA-914, CLICK “**View/Edit**” next to FSA-914 to be viewed and/or printed; FSA-914 will be displayed in a separate window
- edit existing FSA-914, do either of the following:
 - select “**Edit**” next to FSA-914 to be edited; the Part B - Notice of Loss Screen will be displayed (paragraph 95)
 - CLICK “**Search**”; the SCIMS Customer Search Screen will be displayed.
- delete FSA-914, CLICK “**Delete**” next to FSA-914 to be deleted; the Delete Applications Screen will be displayed.--*

***--94 Producer Search – Application Status Screen (Continued)**

D “Application Status” Column

The “Application Status” column will be displayed with the status of the producer’s FSA-914, as follows.

If the application status is...	THEN ...
Initiated	FSA-914 has been started, but the producer has not signed FSA-914.
Signed	producer has signed FSA-914, but COC or designee has not approved/disapproved FSA-914.
Approved	COC or designee has approved FSA-914.
Disapproved	COC or designee has disapproved FSA-914.
Deleted	FSA-914 has been deleted.
Suspended	<p>FSA-914 has been placed in a suspended state because of either of the following:</p> <ul style="list-style-type: none"> • changes to basic program data (for example, the removal of a previously eligible adverse weather event) • SCIMS duplicate resolution merges. <p>Suspended FSA-914’s must be accessed and modified to ensure that the most current data is on FSA-914. A report is available that provides a listing of all suspended FSA-914’s along with the reason for the suspension (see paragraph 106 for additional information).</p> <p>Note: A SCIMS duplicate resolution merge will suspend FSA-914’s tied to the merged producers. FSA-914’s tied to the producer that was “kept” will not be suspended. FSA-914’s suspended because of SCIMS duplicate resolution merges do not need to be accessed and modified.</p>

--*

*--95 Part B – Notice of Loss Screen

A Example Part B – Notice of Loss Screen

The Part B - Notice of Loss Screen provides the ability to add, edit, and/or delete notices of loss. Following is an example of the Part B – Notice of Loss Screen.

USDA United States Department of Agriculture
Farm Service Agency Livestock Indemnity Program (LIP)

LIP Home About FSA Help Contact Us Exit LIP Logout of eAuth

LIP Menu

- Role: County Admin
- Nationwide Customer Service
- Blank FSA-914
- LIP Main Menu
- Sign Up**
- Approve Applications
- CCC Representative
- Electronic Approval Reports
- LIP Home Page

Part B - Notice of Loss

Year: 2008 State: Mississippi County: Coahoma

Producer:

Add Notice Of Loss

Start Date : [] End Date: []

Disaster Event(s)

Hurricane Typhoon Winter Storm Anthrax Disease
 Lightning Hail Flood Blizzard Wild Fire Extreme Heat
 Extreme Cold Tornado Earthquake Tropical Storm

Save Notice Of Loss Cancel

Notices of Loss

Notice of Loss Number	Start Date of Occurrence	End Date of Occurrence	Disasters	Actions
1	08/15/2008	08/21/2008	Hurricane	Edit Delete
2	09/15/2008	09/17/2008	Anthrax	Edit Delete

Type of Signature: [Select Type] Date: []

Back Save and Exit Save and Continue Cancel

Screen ID: LI08Signup400
 Last Modified: 11/30/2009 10:50:53 AM Back to Top ^

--*

*--95 Part B – Notice of Loss Screen (Continued)

B Field Descriptions and Actions

The following table provides the field descriptions and actions for the Part B – Notice of Loss Screen.

Field/Button	Description	Action
Year	Calendar year selected on the State and County Selection Screen will be displayed.	
State	State selected on the State and County Selection Screen will be displayed.	
County	County selected on the State and County Selection Screen will be displayed.	
Producer	Producer for which FSA-914 is being updated will be displayed.	
Producer ID	Last 4 digits of the producer ID for which FSA-914 is being updated will be displayed.	
Start Date	Manual entry of the start date of the disaster event.	Enter start and end dates of the disaster event by either: <ul style="list-style-type: none"> entering the date in mmddyyyy, mmddy, or mm/dd/yyyy format clicking the “calendar” icon. A start date is always required; however, an end date is not required unless the disaster event continued over multiple days.
End Date	Manual entry of the end date of the disaster event.	
Disaster Event(s)	Manual selection for the disaster events that caused the livestock deaths.	Select 1 or more disaster events that caused the livestock deaths. If disease is selected, another disaster event must be selected.
Save Notice of Loss	Saves the notice of loss to FSA-914. “Save Notice of Loss” must be clicked before continuing.	
Notice of Loss Number	System generated number assigned to the notice of loss.	
Start Date of Occurrence	Start date of the disaster event entered on the notice of loss will be displayed.	
End Date of Occurrence	End date of the disaster event entered on the notice of loss will be displayed.	

--*

*--95 Part B – Notice of Loss Screen (Continued)

C Field Descriptions and Actions (Continued)

Field/Button	Description	Action
Disasters	Disaster events selected on the notice of loss will be displayed.	
Actions	Provides the ability to edit or delete a previously entered notice of loss.	
Type of Signature	<p>Manual selection of the type of signature provided by the producer.</p> <p>Applicable signature types are:</p> <ul style="list-style-type: none"> • paper • FAX • e-mail • telephone. 	<p>Signature types shall only be updated after 1 of the following occurs:</p> <ul style="list-style-type: none"> • producer reports the loss by telephone to a County Office employee • producer signs and dates the notice of loss • FAX with the producers signature and date has been received in the County Office • e-mail from the producer has been received in the County Office.
Date	Manual entry of the date the producer signed, FAXed, or e-mailed the notice of loss.	Enter the date the producer signed, FAXed, or e-mailed the notice of loss in mmddyyyy, mmddy, or mm/dd/yyyy format.
Back	The Producer Search – Application Status Screen will be displayed (paragraph 94).	
Save and Exit	<p>Saves notice of loss information only. Click “Save and Exit” if the producer only provides notice of loss data and no other FSA-914 data.</p> <p>Application Confirmation Screen will be displayed (paragraph 96).</p>	
Save and Continue	The Part C – Livestock Location & Producers Screen will be displayed (paragraph 97).	
Cancel	<p>FSA-914 will be cancelled and the LIP Main Menu will be displayed (paragraph 93).</p> <p>All data saved on FSA-914 up to this point will be saved.</p>	

--*

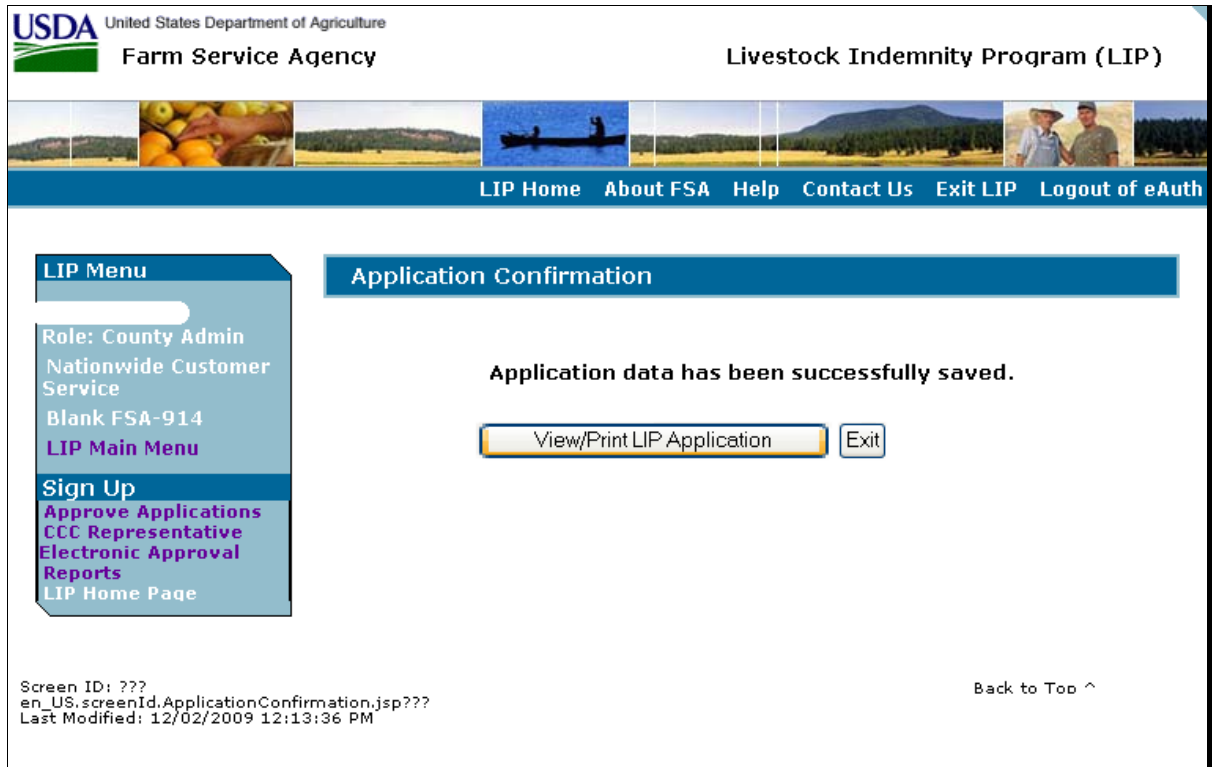
***--96 Application Confirmation Screen**

A Overview

The Application Confirmation Screen provides users the ability to view and/or print FSA-914.

B Example Application Confirmation Screen

Following is an example of the Application Confirmation Screen.



C Actions

To view and or print FSA-914, CLICK “**View/Print LIP Application**”; FSA-914 will be displayed in a separate window. FSA-914 will contain only data that has been entered into the system as of the date it is being printed.--*

***--97 Part C – Livestock Location & Producers Screen**

A Overview

The Part C – Livestock Location & Producers Screen provides users the ability to enter:

- where the claimed livestock were physically located when they died
- the current physical location of the livestock in inventory
- other producers with an ownership interest in the livestock.

B Example Part C – Livestock Location & Producers Screen

Following is an example of the Part C – Livestock Location & Producers Screen.

USDA United States Department of Agriculture
Farm Service Agency

Livestock Indemnity Program (LIP)

LIP Home About FSA Help Contact Us Exit LIP Logout of eAuth

LIP Menu

- Role: County Admin
- Nationwide Customer Service
- Blank FSA-914
- LIP Main Menu
- Sign Up
- Approve Applications
- CCC Representative
- Electronic Approval Reports
- LIP Home Page

Part C - Livestock Location & Producers

Year: 2008 State: Mississippi County: Coahoma

Producer:

Where were the claimed livestock physically located at the time they died?

Where is the current physical location of the livestock in inventory?

List other producers with an ownership share of livestock listed and their share.

Back Save and Continue Cancel

Screen ID: LI08Signup820
Last Modified: 12/01/2009 12:25:18 PM

Back to Top ^

--*

*--97 Part C – Livestock Location & Producers Screen (Continued)

C Field Descriptions and Actions

The following table provides the field descriptions and actions for the Part C – Livestock Location & Producers Screen.

Field/Button	Description	Action
Year	Calendar year selected on the State and County Selection Screen will be displayed.	
State	State selected on the State and County Selection Screen will be displayed.	
County	County selected on the State and County Selection Screen will be displayed.	
Producer	Producer for which FSA-914 is being updated will be displayed.	
Producer ID	Last 4 digits of the producer ID for which FSA-914 is being updated will be displayed.	
Where were the claimed livestock physically located at the time they died?	Free form entry.	Enter the physical location of the livestock at the time they died. If there are multiple locations, enter each location separated by a comma. Entry is required .
Where is the current physical location of the livestock in inventory?	Free form entry.	Enter the current physical location of the livestock in inventory. If there are multiple locations, enter each location separated by a comma. Entry is required .
List other producers with an ownership share of livestock listed and their share.	Free form entry.	Enter other producers that have an ownership share of the livestock along with that producers share. If there are multiple producers, enter each producer separated by a comma. Entry is not required.
Back	The Part B – Notice of Loss Screen will be displayed (paragraph 95).	
Save and Continue	Part D – Livestock Information Screen will be displayed (paragraph 98).	
Cancel	FSA-914 will be cancelled and the LIP Main Menu will be displayed (paragraph 93). All data saved on FSA-914 up to this point will be saved.	

--*

*--98 Part D - Livestock Information Screen

A Overview

The Part D - Livestock Information Screen provides the ability to:

- enter new livestock deaths
- modify existing livestock death information
- delete existing livestock death information.

B Example Part D - Livestock Information Screen

Following is an example of the Part D - Livestock Information Screen.

USDA United States Department of Agriculture
Farm Service Agency Livestock Indemnity Program (LIP)

LIP Home About FSA Help Contact Us Exit LIP Logout of eAuth

LIP Menu

- Role: County Admin
- Nationwide Customer Service
- Blank FSA-914
- LIP Main Menu
- Sign Up
- Approve Applications
- CCC Representative
- Electronic Approval Reports
- LIP Home Page

Part D - Livestock Information

Year: 2008 State: Mississippi County: Coahoma

Producer:

Add Livestock not previously recorded

Add Losses for previously recorded livestock

Notice of Loss Number	Contract Grower	Livestock Kind/Type and Weight Range	Beginning or Additional Purchase Inventory	Number Lost due to Adverse Weather	Number Lost due to Normal Mortality	Action
1	yes	Chickens Layers/Roasters	18	2	1	Edit Delete
1	no	COC Use Only Ducks Ducklings COC Use Only	83	14		Edit Delete

Back Continue Cancel

Screen ID: LI08Signup800
Last Modified: 11/13/2009 2:4:16 PM Back to Top ^

--*

*--98 Part D - Livestock Information Screen (Continued)

C Field Descriptions and Actions

The following table provides the field descriptions and actions for the Part D - Livestock Information Screen.

Field/Button	Description	Action
Year	Calendar year selected on the State and County Selection Screen will be displayed.	
State	State selected on the State and County Selection Screen will be displayed.	
County	County selected on the State and County Selection Screen will be displayed.	
Producer	Producer for which FSA-914 is being updated will be displayed.	
Producer ID	Last 4 digits of the producer ID for which FSA-914 is being updated will be displayed.	
Add Livestock Not Previously Recorded	Add Livestock Not Previously Recorded Screen (paragraph 99) will be displayed.	<p>This option shall only be used for:</p> <ul style="list-style-type: none"> loading losses for livestock kinds, types, and weight ranges not already recorded on FSA-914 additional purchases of livestock kinds, types, and weight ranges already recorded on FSA-914.
Add Losses for Previously Recorded Livestock	Add Livestock for Previously Recorded Livestock Screen (paragraph 100) will be displayed.	<p>This option shall only be used for:</p> <ul style="list-style-type: none"> loading subsequent losses for livestock kinds, types, and weight ranges already recorded on FSA-914 changes in weight ranges for livestock kinds, types, and weight ranges already recorded on FSA-914.

--*

*--98 Part D - Livestock Information Screen (Continued)

C Field Descriptions and Actions (Continued)

Field/Button	Description	Action
Notice of Loss Number	If livestock deaths have been previously recorded, the system-generated notice of loss number applicable to the livestock death listed will be displayed.	
Contract Grower	If livestock deaths have been previously recorded, whether the livestock listed is contract grower livestock will be displayed.	
Livestock Kind/Type and Weight Range	If livestock deaths have been previously recorded, the livestock kind, type, and weight range of the livestock that died will be displayed.	
Beginning or Additional Purchase Inventory	If livestock deaths have been previously recorded, the inventory of the livestock that died will be displayed.	
Number Lost Due to Adverse Weather	If livestock deaths have been previously recorded, the number of livestock lost because of adverse weather will be displayed.	
Number Lost Due to Normal Mortality	If livestock deaths have been previously recorded, the number of livestock lost because of normal mortality will be displayed.	
Action	Provides the ability to edit or delete a previously recorded livestock death.	
Back	The Part C – Livestock Location & Producers Screen will be displayed (paragraph 97).	
Continue	The Part E & F – Documentation of Purchase and Loss Screen will be displayed (paragraph 101).	
Cancel	FSA-914 will be cancelled and the LIP Main Menu will be displayed (paragraph 93). All data saved on FSA-914 up to this point will be saved.	

--*

***--99 Add Livestock Not Previously Recorded Screen**

A Overview

The Add Livestock Not Previously Recorded Screen provides the ability to load livestock losses for a livestock kind, type, and weight range that was not previously recorded on FSA-914. The Add Livestock Not Previously Recorded Screen shall be used for:

- loading losses for livestock kinds, types, and weight ranges not already recorded on FSA-914
- additional purchases of livestock kinds, types, and weight ranges already recorded on FSA-914.

B Example Add Livestock Not Previously Recorded Screen

Following is an example of the Add Livestock Not Previously Recorded Screen.

The screenshot displays the 'Add Livestock not previously recorded' screen within the USDA Farm Service Agency Livestock Indemnity Program (LIP). The page features a blue header with the USDA logo and 'United States Department of Agriculture Farm Service Agency' on the left, and 'Livestock Indemnity Program (LIP)' on the right. Below the header is a navigation bar with links: LIP Home, About FSA, Help, Contact Us, Exit LIP, and Logout of eAuth. A left-hand menu titled 'LIP Menu' lists options such as 'Role: County Admin', 'Nationwide Customer Service', 'Blank FSA-914', 'LIP Main Menu', 'Sign Up', 'Approve Applications', 'CCC Representative', 'Electronic Approval Reports', and 'LIP Home Page'. The main content area is titled 'Add Livestock not previously recorded' and contains the following fields and options:

- Year:** 2008
- State:** Mississippi
- County:** Coahoma
- Producer:** (empty field)
- Save Loss** (Section Header)
- Kind:** Select Kind (dropdown menu)
- Type/Weight Range at Loss:** Select Type/Weight Range (dropdown menu)
- Notice of Loss:** Select Notice of Loss (dropdown menu)
- Adjustments (COC Use Only):**
 - Beginning or Additional Purchase Inventory: [input field]
 - Loss due to Adverse Weather Event: [input field]
 - Loss due to Normal Mortality: [input field]
- Contract Grower:** Yes No
- Buttons:** Save Loss, Cancel

At the bottom left, the screen ID is 'LI08Signup200' and the last modified date is '12/03/2009 3:8:20 PM'. At the bottom right, there is a 'Back to Top' link. The page ends with a '--*' symbol.

*--99 Add Livestock Not Previously Recorded Screen (Continued)

C Field Descriptions and Actions

The following table provides the field descriptions and actions for the Add Livestock Not Previously Recorded Screen.

Field/Button	Description	Action	
Year	Calendar year selected on the State and County Selection Screen will be displayed.		
State	State selected on the State and County Selection Screen will be displayed.		
County	County selected on the State and County Selection Screen will be displayed.		
Producer	Producer for which FSA-14 is being updated will be displayed.		
Producer ID	Last 4 digits of the producer ID for which FSA-914 is being updated will be displayed.		
Kind	Manual selection.	Select the kind of livestock from the drop-down menu.	
Type/Weight Range at Loss	Manual selection.	Select the type and weight range from the drop-down menu.	
Notice of Loss	Manual selection.	Select the notice of loss applicable to the livestock loss.	
Beginning or Additional Purchase Inventory	Manual entry.	IF the loss being entered is...	THEN enter the...
		for a livestock kind, type, and weight range not already recorded on FSA-914	total number of livestock in inventory on the beginning date of the adverse weather event entered on the notice of loss (see paragraph 76, item 15 for additional information). Note: If a producer does not have a 100 percent ownership interest in the livestock, the beginning or additional purchase inventory must be prorated based on the producer's share.

--*

*--99 Add Livestock Not Previously Recorded Screen (Continued)

C Field Descriptions and Actions (Continued)

Field/Button	Description	Action	
Beginning or Additional Purchase Inventory (Continued)	Manual entry.	<p>IF the loss being entered is...</p> <p>for an additional purchase of a livestock kind, type, and weight range already recorded on FSA-914</p>	<p>THEN enter the...</p> <p>number of livestock that were purchased after the initial loss for that kind, type, and weight range (see paragraph 76, item 15 for additional information).</p> <p>Note: If a producer does not have a 100 percent ownership interest in the livestock, the beginning or additional purchase inventory must be prorated based on the producer's share.</p>
COC Adjusted Beginning or Additional Purchase Inventory	Manual entry.	<p>COC shall enter the adjusted beginning or additional purchase inventory, if applicable.</p> <p>Note: An entry is only required when COC determines an inventory different than the inventory certified to by the producer.</p>	
Loss Due to Adverse Weather Event	Manual entry.	<p>Enter number of livestock that died because of the adverse weather event entered on the notice of loss (see paragraph 76, item 16 for additional information).</p> <p>An entry in this field is required.</p> <p>Note: If a producer does not have a 100 percent ownership interest in the livestock, the loss must be prorated based on the producer's share.</p>	
COC Adjusted Loss Due to Adverse Weather Event	Manual entry.	<p>COC shall enter the adjusted number of livestock lost because of an eligible adverse weather event, if applicable.</p> <p>Note: An entry is only required when COC determines the number of eligible livestock lost because of an eligible adverse weather event is different than the number of livestock certified to by the producer as lost because of the eligible adverse weather event.</p>	

--*

*--99 Add Livestock Not Previously Recorded Screen (Continued)

C Field Descriptions and Actions (Continued)

Field/Button	Description	Action
Loss Due to Normal Mortality	Manual entry.	<p>Enter the number of livestock that died because of normal mortality on or before the adverse weather event entered on the notice of loss.</p> <p>An entry in this field is not required.</p> <p>Note: If a producer does not have a 100 percent ownership interest in the livestock, the loss must be prorated based on the producer’s share.</p>
COC Adjusted Loss Due to Normal Mortality	Manual entry.	<p>COC shall enter the adjusted number of livestock lost because of normal mortality, if applicable.</p> <p>Note: An entry is only required when COC determines the number of livestock lost because of normal mortality is different than the number of livestock certified to by the producer as lost because of normal mortality.</p>
Contract Grower	Manual selection.	<p>Select “Yes” if the producer is a contract grower of the selected livestock, “No” if the producer is not a contract grower of the selected livestock.</p>
Save Loss	<p>Saves the livestock loss information to FSA-914 and the Part D – Livestock Information Screen will be displayed. Users must CLICK “Save Loss” before continuing or the livestock loss will not be saved to FSA-914.</p>	
Cancel	<p>FSA-914 will be cancelled and the Part D – Livestock Information Screen will be displayed (paragraph 98).</p> <p>All data saved on FSA-914 up to this point will be saved.</p>	

--*

***--100 Add Losses for Previously Recorded Livestock Screen**

A Overview

The Add Losses for Previously Recorded Livestock Screen provides the ability to load livestock losses for a livestock kind, type, and weight range that was previously recorded on FSA-914. The Add Losses for Previously Recorded Livestock Screen shall be used for:

- loading subsequent losses for livestock kinds, types, and weight ranges already recorded on FSA-914
- changes in weight ranges for livestock kinds, types, and weight ranges already recorded on FSA-914.

B Example Add Losses for Previously Recorded Livestock Screen

Following is an example of the Add Losses for Previously Recorded Livestock Screen.

The screenshot displays the USDA Farm Service Agency Livestock Indemnity Program (LIP) interface. At the top, the USDA logo and 'United States Department of Agriculture' are visible, along with the 'Farm Service Agency' and 'Livestock Indemnity Program (LIP)' text. A navigation bar includes links for 'LIP Home', 'About FSA', 'Help', 'Contact Us', 'Exit LIP', and 'Logout of eAuth'. On the left, a 'LIP Menu' sidebar lists options like 'Role: County Admin', 'Nationwide Customer Service', 'Blank FSA-914', 'LIP Main Menu', 'Sign Up', 'Approve Applications', 'CCC Representative', 'Electronic Approval Reports', and 'LIP Home Page'. The main content area is titled 'Add Losses for previously recorded livestock' and shows the following details: Year: 2008, State: Mississippi, County: Coahoma, and Producer: [blank]. Below this is a 'Save Loss' section with several dropdown menus: 'Kind' (Select Kind), 'Original Type/Weight Range' (Select Type/Weight Range), 'Type/Weight Range at Loss' (Select Type/Weight Range), and 'Notice of Loss' (Select Notice of Loss). There are also input fields for 'Loss due to Adverse Weather Event' and 'Loss due to Normal Mortality', with a sub-section for 'Adjustments (COC Use Only)'. A 'Contract Grower' section has radio buttons for 'Yes' and 'No'. At the bottom of the form are 'Save' and 'Cancel' buttons. Footer text includes 'Screen ID: LI08Signup200' and 'Last Modified: 12/15/2009 2:1:37 PM' on the left, and 'Back to Top ^' on the right.

--*

***--100 Add Losses for Previously Recorded Livestock Screen (Continued)**

C Field Descriptions and Actions

The following table provides the field descriptions and actions for the Add Losses for Previously Recorded Livestock Screen.

Field/Button	Description	Action
Year	Calendar year selected on the State and County Selection Screen will be displayed.	
State	State selected on the State and County Selection Screen will be displayed.	
County	County selected on the State and County Selection Screen will be displayed.	
Producer	Producer for which FSA-914 is being updated will be displayed.	
Producer ID	Last 4 digits of the producer ID for which FSA-914 is being updated will be displayed.	
Kind	Manual selection.	Select the kind of livestock from the drop-down menu.
Original Type/Weight Range	Manual selection.	Select the type and weight range that was recorded for the previous loss from the drop-down menu.
Type/Weight Range at Loss	Manual selection.	Select the type and weight range at the time of loss from the drop-down menu. Note: If there was not a change in weight range, select the same type/weight range as was selected in the drop-down menu for Original Type/Weight Range.
Notice of Loss	Manual selection.	Select notice of loss applicable to the livestock loss.
Loss Due to Adverse Weather Event	Manual entry.	Enter number of livestock that died because of the adverse weather event entered on the notice of loss (see paragraph 76, item 16 for additional information). An entry in this field is required . Note: If a producer does not have a 100 percent ownership interest in the livestock, the loss must be prorated based on the producer's share.

--*

*--100 Add Losses for Previously Recorded Livestock Screen (Continued)

C Field Descriptions and Actions (Continued)

Field/Button	Description	Action
COC Adjusted Loss Due to Adverse Weather Event	Manual entry.	COC shall enter the adjusted number of livestock lost because of an eligible adverse weather event, if applicable. Note: An entry is only required when COC determines the number of eligible livestock lost because of an eligible adverse weather event is different than the number of livestock certified to by the producer as lost because of the eligible adverse weather event.
Loss Due to Normal Mortality	Manual entry.	Enter number of livestock that died because of normal mortality on or before the adverse weather event entered on the notice of loss. An entry in this field is not required. Note: If a producer does not have a 100 percent ownership interest in the livestock, the loss must be prorated based on the producer's share.
COC Adjusted Loss Due to Normal Mortality	Manual entry.	COC shall enter the adjusted number of livestock lost because of normal mortality, if applicable. Note: An entry is only required when COC determines the number of livestock lost because of normal mortality is different than the number of livestock certified to by the producer as lost because of normal mortality.
Contract Grower	Manual selection.	Select "Yes" if the producer is a contract grower of the selected livestock, "No" if the producer is not a contract grower of the selected livestock.
Save	Saves the livestock loss information to FSA-914 and the Part D – Livestock Information Screen will be displayed. Users must CLICK "Save" before continuing or the livestock loss will not be saved to FSA-914.	
Cancel	FSA-914 will be cancelled and the Part D – Livestock Information Screen will be displayed (paragraph 98). All data saved on FSA-914 up to this point will be saved.	

--*

***--101 Part E & F – Documentation of Purchase and Loss Screen**

A Overview

The Part E & F – Documentation of Purchase and Loss Screen provides the ability to load the type of supporting documentation that was provided by the producer to verify beginning inventory and livestock losses.

B Example Part E & F – Documentation of Purchase and Loss Screen

Following is an example of the Part E & F – Documentation of Purchase and Loss Screen.

The screenshot shows the USDA Farm Service Agency Livestock Indemnity Program (LIP) interface. At the top, the USDA logo and 'United States Department of Agriculture Farm Service Agency' are on the left, and 'Livestock Indemnity Program (LIP)' is on the right. A navigation bar contains links: LIP Home, About FSA, Help, Contact Us, Exit LIP, and Logout of eAuth. Below this is a banner with agricultural images. The main content area is titled 'Part E&F - Documentation of Purchase and Loss'. It displays 'Year: 2008', 'State: Mississippi', and 'County: Coahoma'. A 'Producer:' field is present. The 'Add Documentation' section has a 'Documentation Type' dropdown menu (currently showing 'Select Type'), a 'Livestock Count' input field, and a 'Description' text area. 'Save' and 'Cancel' buttons are below the description field. A 'Documentation' table lists existing entries:

Documentation of Loss	Livestock Count	
Rendering Receipt	14	Edit Delete

At the bottom of the main content area are 'Back', 'Continue', and 'Cancel' buttons. The footer contains 'Screen ID: LI08Signup500', 'Last Modified: 12/02/2009 11:30:19 AM', and a 'Back to Top ^' link.

--*

***--101 Part E & F – Documentation of Purchase and Loss Screen (Continued)**

C Field Descriptions/Actions

The following table provides the field descriptions and actions for the Part E & F – Documentation of Purchase and Loss Screen.

Field/Button	Description	Action
Year	Calendar year selected on the State and County Selection Screen will be displayed.	
State	State selected on the State and County Selection Screen will be displayed.	
County	County selected on the State and County Selection Screen will be displayed.	
Producer	Producer for which FSA-914 is being updated will be displayed.	
Producer ID	Last 4 digits of the producer ID for which FSA-914 is being updated will be displayed.	
Documentation Type	Manual selection.	Select from the following: <ul style="list-style-type: none"> • beginning inventory • loss. Entry of at least 1 record for both documentation types is required .
Livestock Count	Manual entry.	Enter number of livestock applicable to the documentation that was provided by the producer.
Description	Manual entry.	Enter a free-form description of the type of documentation that was provided by the producer (see paragraph 73 for examples of acceptable documentation).

--*

***--101 Part E & F – Documentation of Purchase and Loss Screen (Continued)**

C Field Descriptions/Actions (Continued)

Field/Button	Description	Action
Save	Saves the documentation information to FSA-914. Users must CLICK “Save” before continuing or the documentation information will not be added to FSA-914.	
Documentation of Loss	Free-form description that was entered as documentation to verify losses will be displayed.	
Livestock Count	Number of livestock that was entered as being applicable to the documentation to verify losses will be displayed.	
Action	Provides the ability to edit or delete previously recorded documentation to verify losses.	
Documentation of Beginning Inventory	Free-form description that was entered as documentation to verify beginning inventory will be displayed.	
Livestock Count	Number of livestock that was entered as being applicable to the documentation to verify beginning inventory will be displayed.	
Action	Provides the ability to edit or delete previously recorded documentation to verify beginning inventory.	
Back	The Part D - Livestock Information Screen will be displayed (paragraph 98).	
Continue	The Producer Summary Screen will be displayed (paragraph 102).	
Cancel	FSA-914 will be cancelled and the LIP Main Menu will be displayed (paragraph 93). All data saved on FSA-914 up to this point will be saved.	

--*

***--102 Producer Summary Screen**

A Overview

The Producer Summary Screen provides the ability to:

- load other compensation
- load reductions
- review all FSA-914 data that has been entered
- enter the producer signature type and date
- approve/disapprove FSA-914.--*

*--102 Producer Summary Screen (Continued)

B Example Producer Summary Screen

Following is an example of the Producer Summary Screen.

LIP Menu

Role: County Admin
 Nationwide Customer Service
 Blank FSA-914
[LIP Main Menu](#)

Sign Up
[Approve Applications](#)
[CCC Representative](#)
[Electronic Approval Reports](#)
[LIP Home Page](#)

Producer Summary

Year: 2008 State: Mississippi County: Coahoma

Producers:

Notices Of Loss

Start Date of Occurrence	End Date of Occurrence	Disasters
08/15/2008	08/21/2008	Hurricane
09/15/2008	09/17/2008	Anthrax

Livestock Location and Associated Producer Information

Where were the claimed livestock physically located at the time they died?

Farm 2453

Where is the current physical location of the livestock in inventory?

Farm 4938

List other producers with an ownership share of the livestock listed and their share

Livestock Losses

Contract Grower	Livestock Kind Type/Weight Range	Inventory	Number lost to Adverse Weather	Number lost to Normal Mortality
Yes	Chickens Layers/Roasters	18	2	1
No	Ducks Ducklings	83	14	

Purchase Documentation

Documentation of Purchase	Livestock Count

Loss Documentation

Documentation of Loss	Livestock Count
Rendering Receipt	14

Similar Loss/Contract Grower

Other Compensation (Contract Grower):

Reduction:

Type of Signature: ▼

Date of Signature:

COC Signature Date:

Approve Disapprove

--*

***--102 Producer Summary Screen (Continued)**

C Field Descriptions/Actions

The following table provides the field descriptions and actions for the Producer Summary Screen.

Field/Button	Description	Action
Year	Calendar year selected on the State and County Selection Screen will be displayed.	
State	State selected on the State and County Selection Screen will be displayed.	
County	County selected on the State and County Selection Screen will be displayed.	
Producer	Producer for which FSA-914 is being updated will be displayed.	
Producer ID	Last 4 digits of the producer ID for which FSA-914 is being updated will be displayed.	
Notices of Loss	Notices of loss entered on the Part B - Notice of Loss Screen (paragraph 95) will be displayed.	
Livestock Location and Associated Producer Information	Livestock location and other producers that were entered on the Part C - Livestock Location & Producers Screen (paragraph 97) will be displayed.	
Livestock Losses	Livestock losses entered on the Part D - Livestock Information Screen (paragraph 98) will be displayed.	
Purchase Documentation	Purchase documentation entered on the Part E & F - Documentation of Purchase and Loss Screen (paragraph 101) will be displayed.	
Loss Documentation	Loss documentation entered on the Part E & F - Documentation of Purchase and Loss Screen (paragraph 101) will be displayed.	

--*

*--102 Producer Summary Screen (Continued)

C Field Descriptions/Actions (Continued)

Field/Button	Description	Action
Similar Loss/Contract Grower	Manual entry.	As applicable, enter the amount of monetary compensation received by the producer from: <ul style="list-style-type: none"> their contractor for the loss of income suffered from the death of the livestock under contract (contract grower only) other disaster assistance programs for the same livestock losses.
Type of Signature	Manual selection. The type of signature provided by the producer. Eligible signature types are: <ul style="list-style-type: none"> paper FAX. 	Signature types shall only be updated after either of the following occurs: <ul style="list-style-type: none"> producer signs and dates FSA-914 FAX with the producer's signature and date has been received in the County Office.
Date of Signature	Manual entry of the date the producer signed or FAXed FSA-914.	Enter the date the producer signed or FAXed FSA-914 in mmddyyyy, mmddyy, or mm/dd/yyyy format.
COC Signature Date	Manual entry of the date COC signed FSA-914.	Enter the date COC signed FSA-914 in mmddyyyy, mmddyy, or mm/dd/yyyy format.
Approve/Disapprove	Manual selection.	Select whether FSA-914 will be approved or disapproved.
Back	The Part E & F – Documentation of Purchase and Loss Screen will be displayed (paragraph 101).	
Cancel	FSA-914 will be cancelled and the LIP Main Menu will be displayed (paragraph 93). All data saved on FSA-914 up to this point will be saved.	
Save/Submit	FSA-914 will be submitted and the Producer Search – Application Status Screen will be displayed (paragraph 94).	

--*

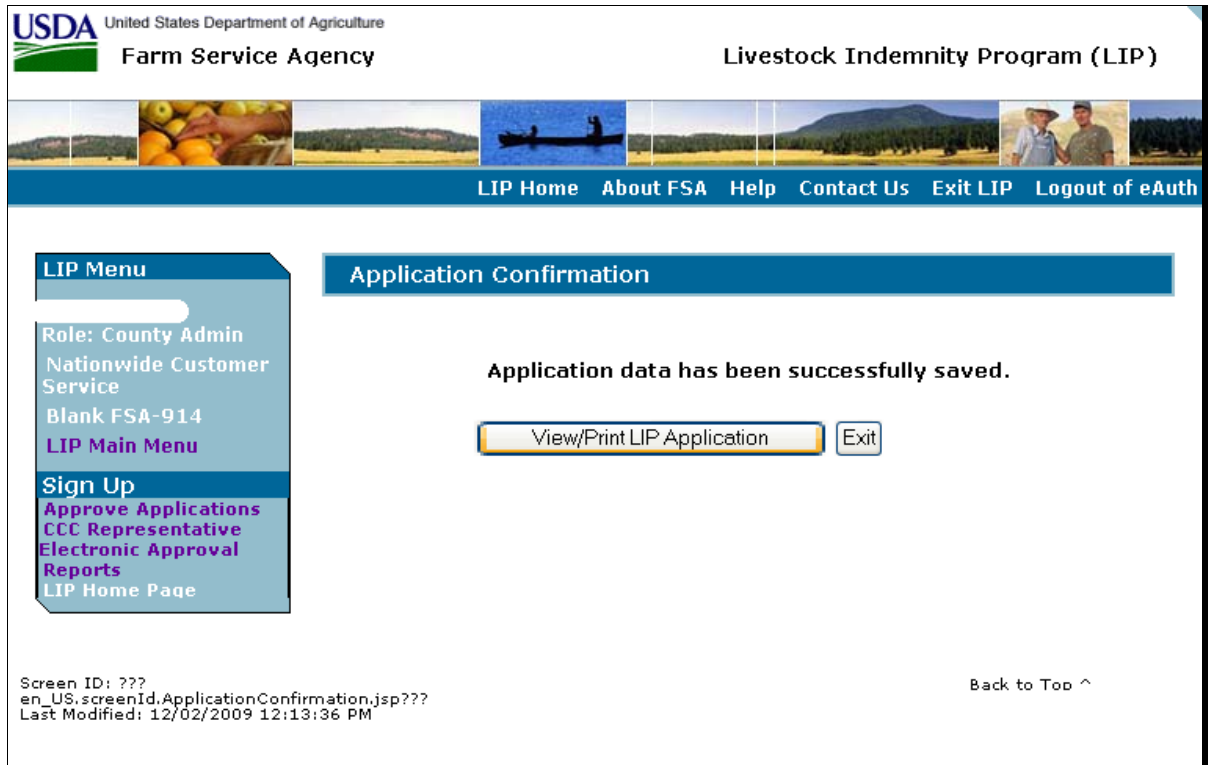
***--103 Application Confirmation Screen**

A Overview

The Application Confirmation Screen provides users the ability to view and/or print FSA-914.

B Example Application Confirmation Screen

Following is an example of the Application Confirmation Screen.



C Actions

To view and or print FSA-914, CLICK “**View/Print LIP Application**”; FSA-914 will be displayed in a separate window. FSA-914 will contain only data that has been entered into the system as of the date it is being printed.--*

***--104 Approve/Disapprove Applications Screen**

A Overview

A process to enter the same approval/disapproval date to multiple FSA-914's is being provided in the web-based software. To access the multiple FSA-914 approval/disapproval process, CLICK **“Approve Applications”** link in the left navigation menu.

Note: The approval/disapproval date can also be entered by specific FSA-914 on the Producer Summary Screen.

B Example Approve/Disapprove Applications Screen

Following is an example of the Approve/Disapprove Applications Screen.

--*

***--104 Approve/Disapprove Applications Screen (Continued)**

C Field Descriptions/Actions

The following table provides the field descriptions and actions for the Approve/Disapprove Applications Screen.

Field/Button	Description	Action
Year	Manual selection.	Select year for which bulk approval/disapproval will be completed.
State	Manual selection.	Select State for which the bulk approval/disapproval will be completed.
County	Manual selection.	Select county for which the bulk approval/disapproval will be completed.
Producer	Producers with FSA-914's ready for approval/disapproval will be displayed.	
Tax ID	Last 4 digits of the producers ID number will be displayed.	
Select Application	Manual selection.	Select FSA-914's to be approved or disapproved.
Approval Date	Manual entry of the approval/disapproval date.	Enter date COC approved/disapproved FSA-914.
Select All	Selects all listed FSA-914's for approval/disapproval.	
Clear All	Clears all selections.	
Approve	Approves all selected FSA-914's.	
Disapprove	Disapproves all selected FSA-914's.	

D Criteria for Being Included in Multiple Approval Process

FSA-914 **must** be signed and dated by the producer for FSA-914 to be included in the multiple approval process.--*

***--105 CCC Representative Electronic Approval/Disapproval Screen**

A Overview

A CCC representative electronic approval/disapproval process is being provided. All FSA County Office employees will have access to the CCC Representative Electronic Approval/Disapproval process; however, **only employees that are designated to approve/disapprove FSA-914's shall access and electronically approve FSA-914's.**

The approving official's name will be printed in the "County Committee Determination" signature block and the system date will be entered for the approval/disapproval date.

B Example CCC Representative Electronic Approval/Disapproval Screen

Following is an example of the CCC Representative Electronic Approval/Disapproval Screen.

The screenshot shows the USDA Farm Service Agency Livestock Indemnity Program (LIP) web application. The page title is "COC Representative Electronic Approval/Disapproval". The header includes the USDA logo and "United States Department of Agriculture Farm Service Agency" on the left, and "Livestock Indemnity Program (LIP)" on the right. A navigation bar contains links: "LIP Home", "About FSA", "Help", "Contact Us", "Exit LIP", and "Logout of eAuth".

On the left side, there is a "LIP Menu" sidebar with the following items: "Role: County Admin", "Nationwide Customer Service", "Blank FSA-914", "LIP Main Menu", "Sign Up", "Approve Applications", "CCC Representative Electronic Approval Reports", and "LIP Home Page".

The main content area features a header "COC Representative Electronic Approval/Disapproval" and three dropdown menus: "Program Year: 2008", "State: Mississippi", and "County: Coahoma". Below these is a table with three columns: "Producer", "Electronic Signature", and "FSA-914".

Producer	Electronic Signature	FSA-914
Any 1 Producer	<input type="checkbox"/> Electronically Sign	View Application
Any 2 Producer	<input type="checkbox"/> Electronically Sign	View Application
Any 3 Producer	<input type="checkbox"/> Electronically Sign	View Application

At the bottom of the table area, there are four buttons: "Select All", "Clear All", "Approve", and "Disapprove".

At the bottom left, it says "Screen ID: LI08Signup330" and "Last Modified: 12/15/2009 2:1:37 PM". At the bottom right, there is a link "Back to Top ^".

--*

***--105 CCC Representative Electronic Approval/Disapproval Screen (Continued)**

C Field Descriptions/Actions

The following table provides the field descriptions and actions for the CCC Representative Electronic Approval/Disapproval Screen.

Field/Button	Description	Action
Year	Manual selection.	Select year for which CCC representative electronic approval/disapproval will be completed.
State	Manual selection.	Select State for which the CCC representative electronic approval/disapproval will be completed.
County	Manual selection.	Select county for which the CCC representative electronic approval/disapproval will be completed.
Producer	Producers with FSA-914's ready for approval/disapproval.	
Tax ID	Last 4 digits of the producers ID number will be displayed.	
Electronic Signature	Manual selection.	Select FSA-914's to be electronically approved or disapproved.
Select All	Selects all listed FSA-914's for approval/disapproval.	
Clear All	Clears all selections.	
Approve	Approves all selected FSA-914's.	
Disapprove	Disapproves all selected FSA-914's.	

D Criteria for Being Included in Multiple Approval Process

FSA-914 must be signed and dated by the producer for FSA-914 to be included in the multiple approval process.--*

***--106 LIP Reports Screen**

A Overview

Several standard reports are being provided for County Offices to use as tools for LIP signup. To access the Reports Menu, under “LIP Menu”, CLICK “**Reports**”.

B Example LIP Reports Screen

Following is an example of the LIP Reports Screen.

USDA United States Department of Agriculture
Farm Service Agency Livestock Indemnity Program (LIP)

LIP Home About FSA Help Contact Us Exit LIP Logout of eAuth

LIP Menu

Role: County Admin
Nationwide Customer Service
Blank FSA-914
LIP Main Menu
Sign Up
Approve Applications
CCC Representative
Electronic Approval Reports
LIP Home Page

LIP Reports

Year: 2007 State: Mississippi County: Coahoma

Reports

- 1. Summary Report
- 2. Approved Applications
- 3. Initiated Applications with No Notice of Loss Signature Date
- 4. Initiated Applications with No Producer Application Date
- 5. Initiated Applications with No COC or Designee Signature Date
- 6. Deleted Applications
- 7. Disapproved Applications
- 8. Participants with Electronic Signatures
- 9. Applications Suspended Due to Program Load Table Changes

Start Date: Month Day Year
01 01 2007

End Date: Month Day Year
01 01 2007

LIP Menu Create Report

Screen ID: LI08Signup700
Last Modified: 12/15/2009 2:1:37 PM

Back to Top ^

--*

***--106 LIP Reports Screen (Continued)**

C Descriptions of Reports

The following table provides the report, action required, and data elements on the report. Only 1 report can be created at a time.

Report	Action	Result
Year	Manual selection.	Select year for which reports will be run.
State	Manual selection.	Select State for which reports will be run.
County	Manual selection.	Select county for which reports will be run.
Summary Report	Select report.	Report will be displayed providing a summary of FSA-914 information in the year, State, and county selected.
Approved Applications	Select report.	Report will be displayed identifying all producers with approved FSA-914's in the year, State, and county selected.
Initiated Applications with No Notice of Loss Signature Date	Select report.	Report will be displayed identifying FSA-914's that have notices of loss initiated, but the producer has not signed the notice of loss in the year, State, and county selected.
Initiated Applications with No Producer Application Date	Select report.	Report will be displayed identifying FSA-914's that have been initiated, but producers have not signed FSA-914's in the year, State, and county selected.
Initiated Applications with No COC or Designee Signature Date	Select report.	Report will be displayed identifying FSA-914's that have been initiated, but have not been approved by COC or designee in the year, State, and county selected.
Deleted Applications	Select report.	Report will be displayed identifying all FSA-914's that have been deleted in the year, State, and county selected.
Disapproved Applications	Select report.	Report will be displayed identifying all FSA-914's that have been disapproved in the year, State, and county selected.
Participants with Electronic Signatures		Report is not available.
Applications Suspended Because of Program Load Table Changes	Select report.	Report will be displayed identifying FSA-914's that have been suspended in the year, State, and county selected.
Start Date	Manual entry.	Provide a start date to limit data displayed on any of the reports.
End Date	Manual entry.	Provide an end date to limit date displayed on any of the reports.
LIP Menu	Returns the user to the LIP Main Menu without displaying a report.	
Create Report	The selected report will be displayed.	

--*

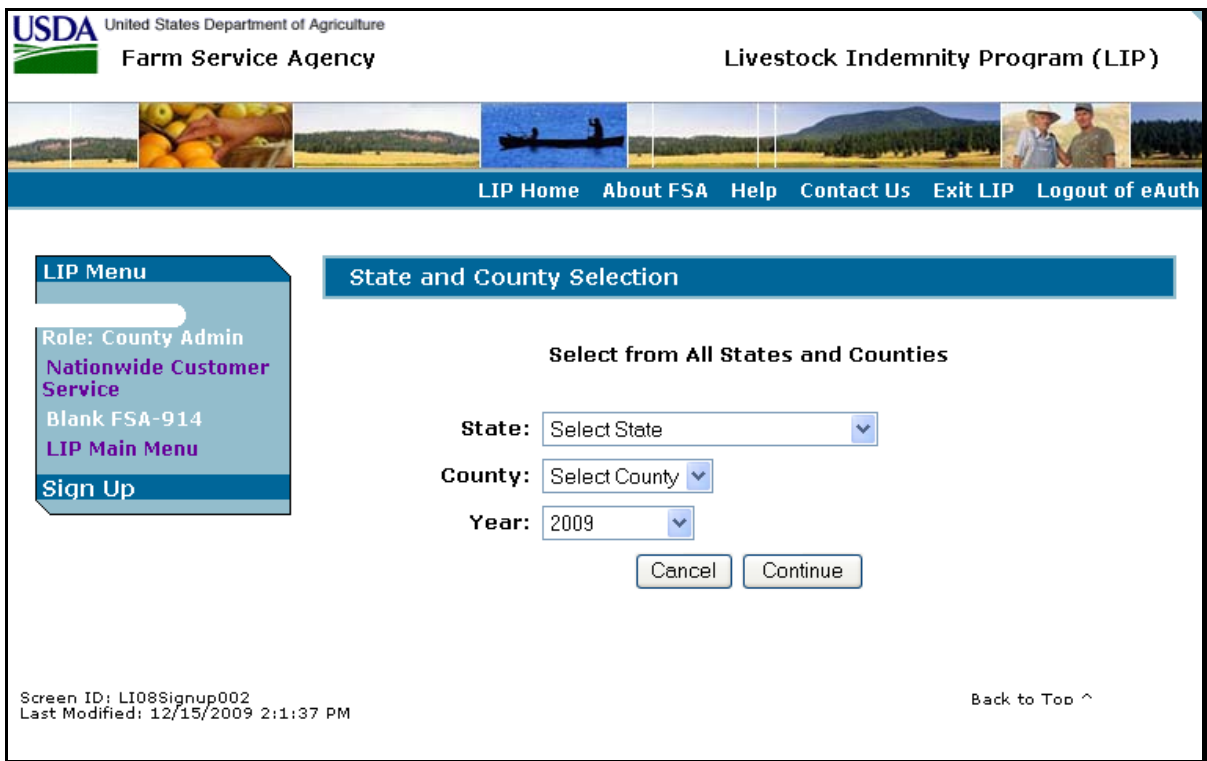
***--107 Nationwide Customer Service**

A County Office User Access

The web-based LIP software automatically allows for nationwide customer service for County Office users. County Office users will have the ability to access and load FSA-914 for any producer nationwide. This service will be extremely beneficial for travelers, absentee landowners, etc. County Office employees loading nationwide FSA-914's will have limited authority.

B Example State and County Selection Screen

Nationwide customer service can be accessed by selecting “Nationwide Customer Service” from the menu bar. The State and County Selection Screen will be displayed. Following is an example of the State and County Selection Screen.



User shall use the drop-down menus to select the applicable:

- State
- county
- year.

CLICK “Continue”, the Producer Search – Application Status Screen will be displayed.--*

--107 Nationwide Customer Service (Continued)*C Producer Search – Application Status Screen**

The functionality of the Producer Search – Application Status Screen in Nationwide Customer Service is the same as FSA-914's being loaded in the home county (paragraph 94). Once FSA-914 has been selected, the Part B – Notice of Loss Screen will be displayed.

D Part B – Notice of Loss Screen

The functionality of the Part B – Notice of Loss Screen in Nationwide Customer Service is the same as FSA-914's being loaded in the home county (paragraph 95).

E Part C – Livestock Location and Producers Screen

The functionality of the Part C – Livestock Location and Producers Screen in Nationwide Customer Service is the same as FSA-914's being loaded in the home county (paragraph 97).

F Part D - Livestock Information Screen

The functionality of the Part D - Livestock Information Screen in Nationwide Customer Service is the same as FSA-914's being loaded in the home county (paragraph 98).

G Part E & F – Documentation of Purchase and Loss Screen

The functionality of the Part E & F – Documentation of Purchase and Loss Screen is the same as FSA-914's being loaded in the home county (paragraph 101).

H Producer Summary Screen

The functionality of the Producer Summary Screen is the same FSA-914's being loaded in the home county, **except** that the approval date **cannot** be loaded. FSA-914 must be approved in a producer's home county (paragraph 102).

I County Office Action

County Offices that process nationwide customer service FSA-914's must:

- immediately FAX a copy of the signed FSA-914 to the producer's home county
- mail the original signed FSA-914 to the producer's home county
- maintain a copy of the signed FSA-914.--*

108-130 (Reserved)

--Section 2 State Office Administrative Access*131 State Office Access to LIP Web Site****A Requesting Access**

If State Office administrative access has not already been requested for users in a State Office, requests shall be made according to the following:

- provide the National Office with all State employees who are to have access, and include the following:
 - State name
 - employee's legal first and last name
 - employee's USDA eAuthentication user ID
- FAX information to 202-720-0051, Attn: Neeru Gulati

Note: Include on the FAX that the request is for LIP State Office administrative access.

- contact PECD, Common Provisions Branch at 202-720-3464 with any questions or concerns.

Note: Additional employees can be added at any time by requesting access according to this subparagraph.

B Accessing the LIP Web Site

To access the LIP Home Page from the FSA Applications Intranet web site at http://fsaintranet.sc.egov.usda.gov/fsa/FSAIntranet_applications.html, under "Production Adjustment and Disaster Programs", CLICK "**LIP – Livestock Indemnity Program**".

Note: Internet Explorer shall be used when accessing the LIP Home Page.--*

*--131 State Office Access to LIP Web Site (Continued)

C LIP Login Screen

State Office users will be prompted with the following LIP Login Screen. CLICK “LIP Login” to continue.

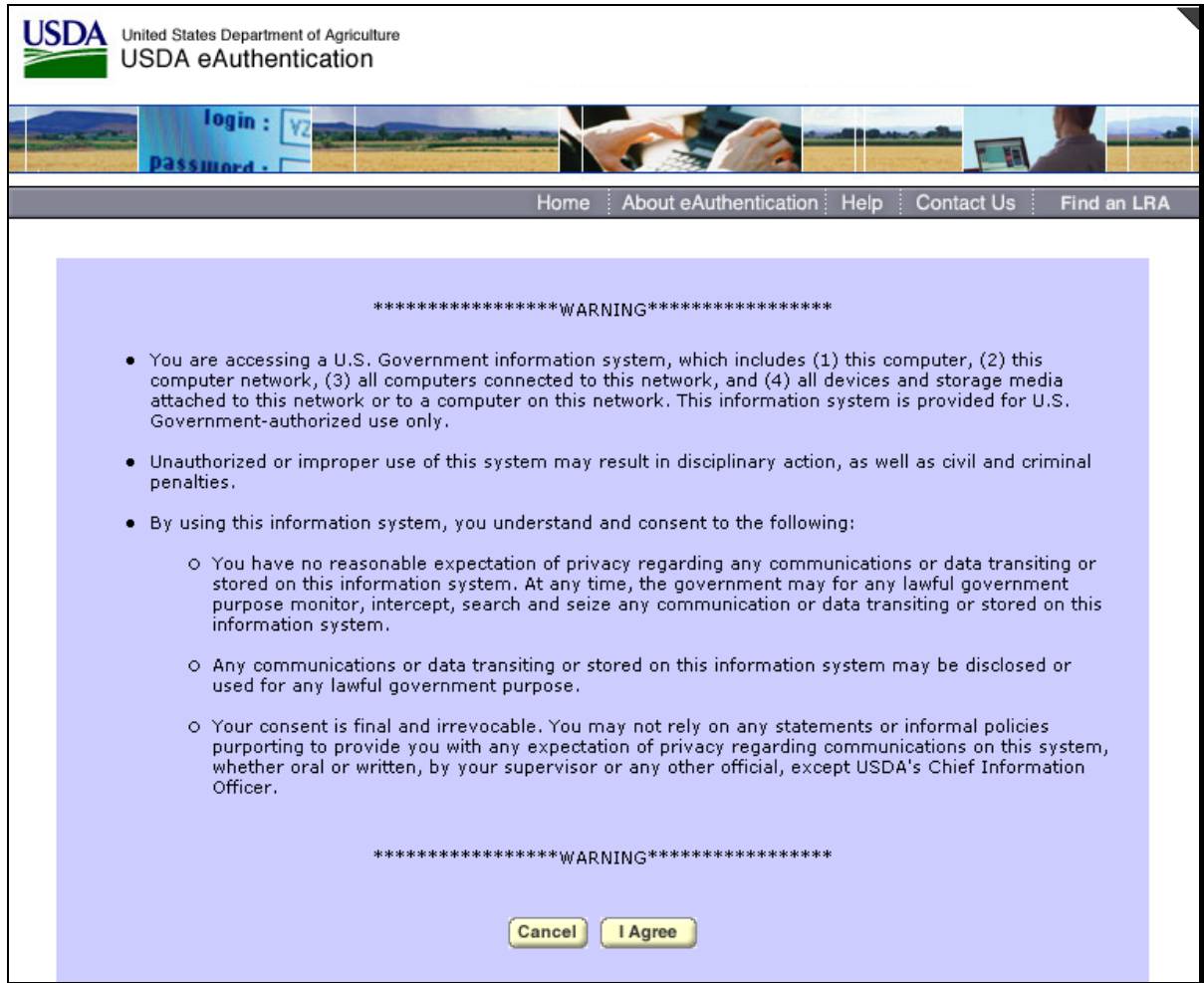


--*

*--131 State Office Access to LIP Web Site (Continued)

D USDA eAuthentication Warning Screen

After the user has clicked the “LIP Login”, the USDA eAuthentication Warning Screen will be displayed. Users must **CLICK “I Agree”** to proceed, or “**Cancel**” to end the process.



--*

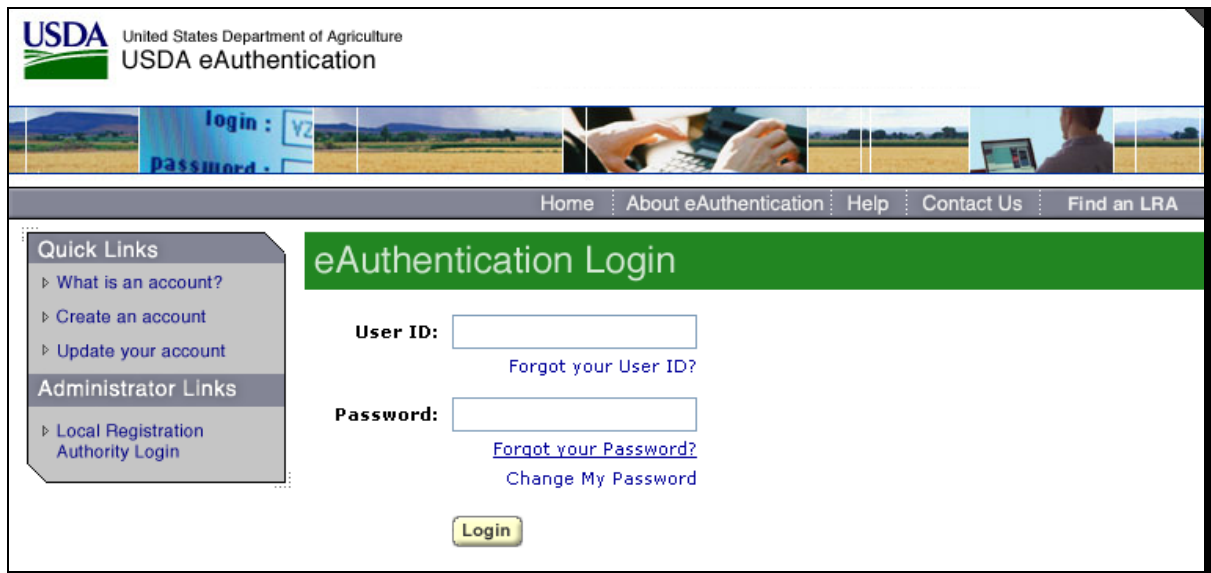
***--131 State Office Access to LIP Web Site (Continued)**

E eAuthentication Login Screen

On the eAuthentication Login Screen, users must:

- enter eAuthentication user ID
- enter eAuthentication password
- **CLICK “Login”**.

The LIP Main Menu will be displayed.



--*

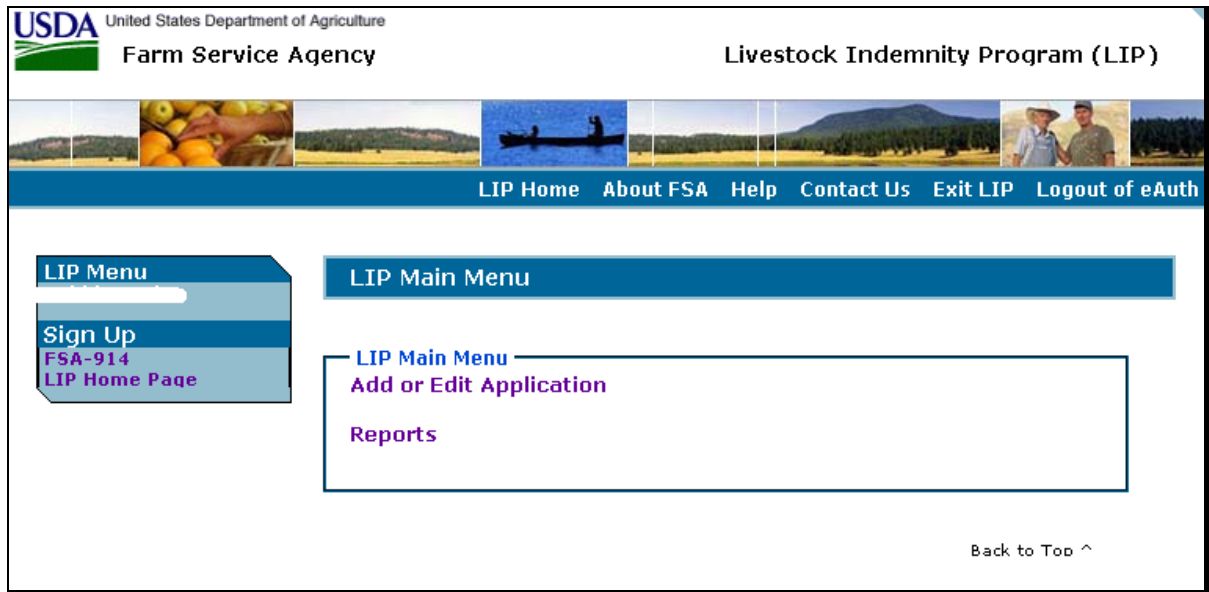
***--132 LIP Main Menu**

A Overview

After the State Office administrative user has logged in and been authenticated, the LIP Main Menu will be displayed.

B Example LIP Main Menu

Following is an example of the LIP Main Menu.



C Action

At the bottom of the page, State Office administrative users shall CLICK “Admin Menu” to access the LIP mortality rate table.--*

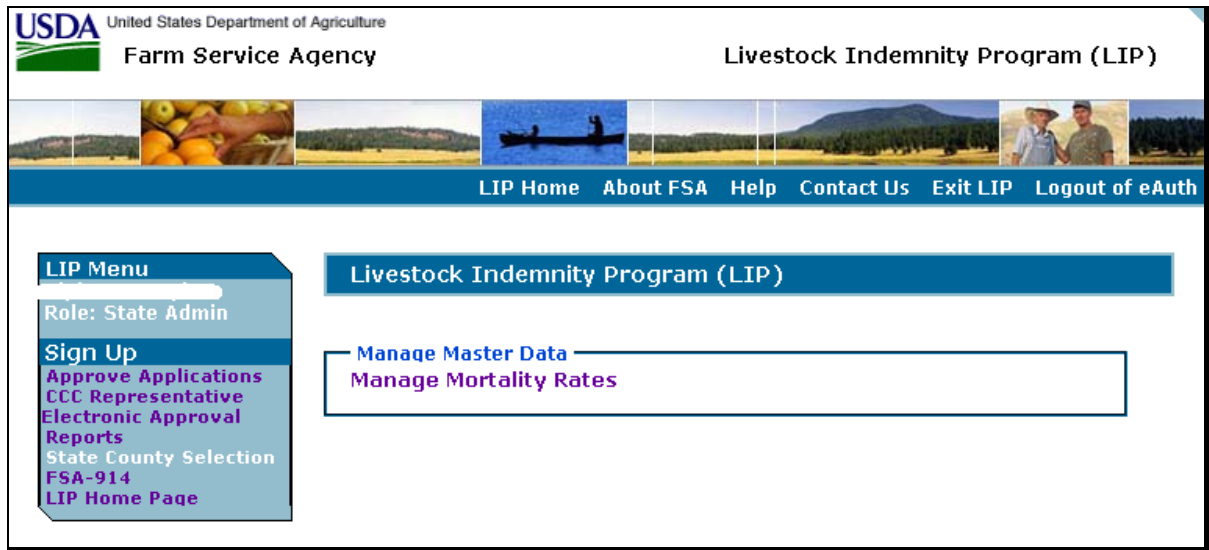
***--133 Manage Master Data Screen**

A Overview

The Manage Master Data Screen provides a link to the option that allows State Office administrative users the ability to add, update, modify, and view LIP normal mortality rates.

B Example Manage Master Data Screen

Following is an example of the Manage Master Data Screen.



C Action

State Office administrative users shall CLICK “**Manage Mortality Rate**” to be taken to the LIP normal mortality rate load process. The Mortality Rate Maintenance Screen will be displayed.--*

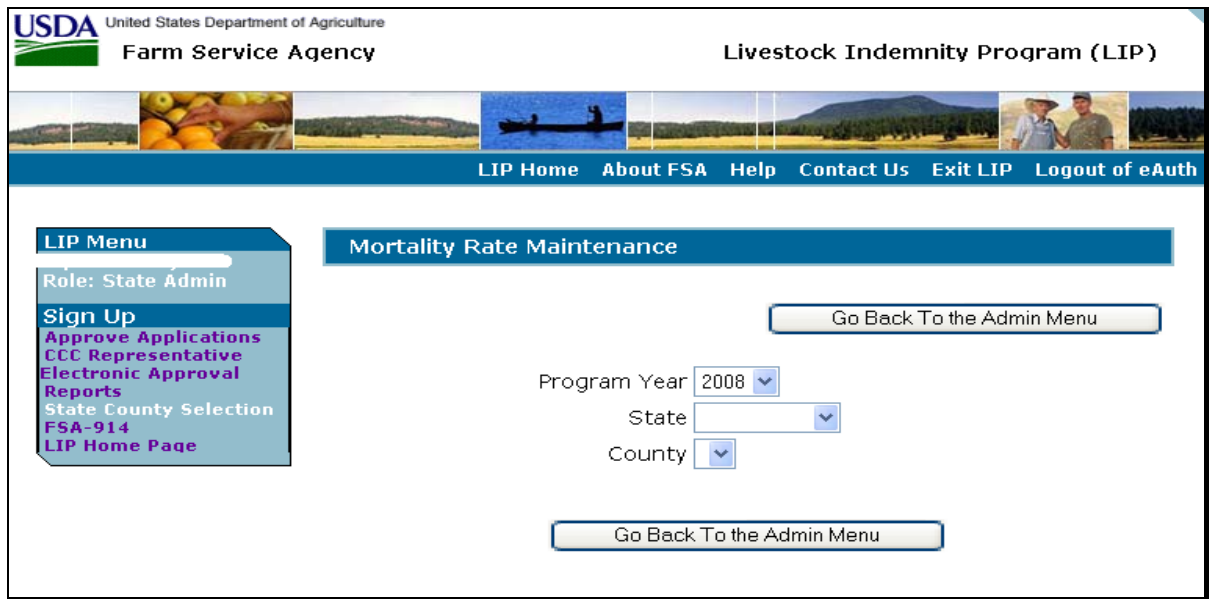
***--134 Program Year, State, and County Selections**

A Overview

The Mortality Rate Maintenance Screen provides for program year, State, and county selection. Program year, State, and county must be selected before continuing.

B Example Mortality Rate Maintenance Screen

Following is an example of the Mortality Rate Maintenance Screen with drop-down menus for program year, State, and county.



C Action

User shall use the drop-down menu to select the applicable:

- program year
- State
- county.

The Mortality Rate Maintenance Screen will be displayed.--*

***--135 Mortality Rate Maintenance Screen**

A Overview

After users have selected a program year, State, and county, the Mortality Rate Maintenance Screen will be redisplayed allowing users to add, edit, and delete mortality rates by county.

B Example Mortality Rate Maintenance Screen

Following is an example of the Mortality Rate Maintenance Screen.

USDA United States Department of Agriculture
Farm Service Agency Livestock Indemnity Program (LIP)

LIP Home About FSA Help Contact Us Exit LIP Logout of eAuth

LIP Menu
Role: State Admin
Sign Up
Approve Applications
CCC Representative
Electronic Approval
Reports
State County Selection
FSA-914
LIP Home Page

Mortality Rate Maintenance

Go Back To the Admin Menu

Program Year: 2008
State: Mississippi
County: Coahoma

Status	Description	Weight Range	Mortality Rate	Action
Approved	Beef - Nonadult	400 pounds or more	5.0	Edit Delete
Approved	Beef - Nonadult	Less than 400 pounds	5.0	Edit Delete
Pending	Buffalo/Beefalo - Adult	Bull	1.5	Edit Delete
Pending	Sheep - Lambs		10.0	Edit Delete

Add a New Mortality Rate

Go Back To the Admin Menu

--*

***--135 Mortality Rate Maintenance Screen (Continued)**

C Field Descriptions and Actions

The following table provides field descriptions and actions to be taken on the Mortality Rate Maintenance Screen.

Field	Description/Action
State	State to which the user is assigned.
County	County that was selected on the Mortality Rate Maintenance Screen.
Program Year	Program year selected on the Mortality Rate Maintenance Screen.
Status	This field will list either pending or approved. If the rate is in a pending status, FSA-914's cannot be taken for that livestock kind, type, and weight range. FSA-914's can only be taken for livestock kinds, types, and weight ranges with approved mortality rates.
Description	Livestock kind and type.
Weight Range	Livestock weight range.
Mortality Rate	Mortality rate that was entered for the livestock kind, type, and weight range.
Action	Users have the ability to edit or delete an existing rate; see: <ul style="list-style-type: none"> • paragraph 7 for additional information on editing an existing rate • paragraph 8 for additional information on deleting an existing rate.
Add a New Mortality Rate	The Add Mortality Rate Screen will be displayed. Users can add additional mortality rates (see paragraph 9 for additional information on adding mortality rates).
Go Back to the Admin Menu	The Administrator Menu will be displayed.

--*

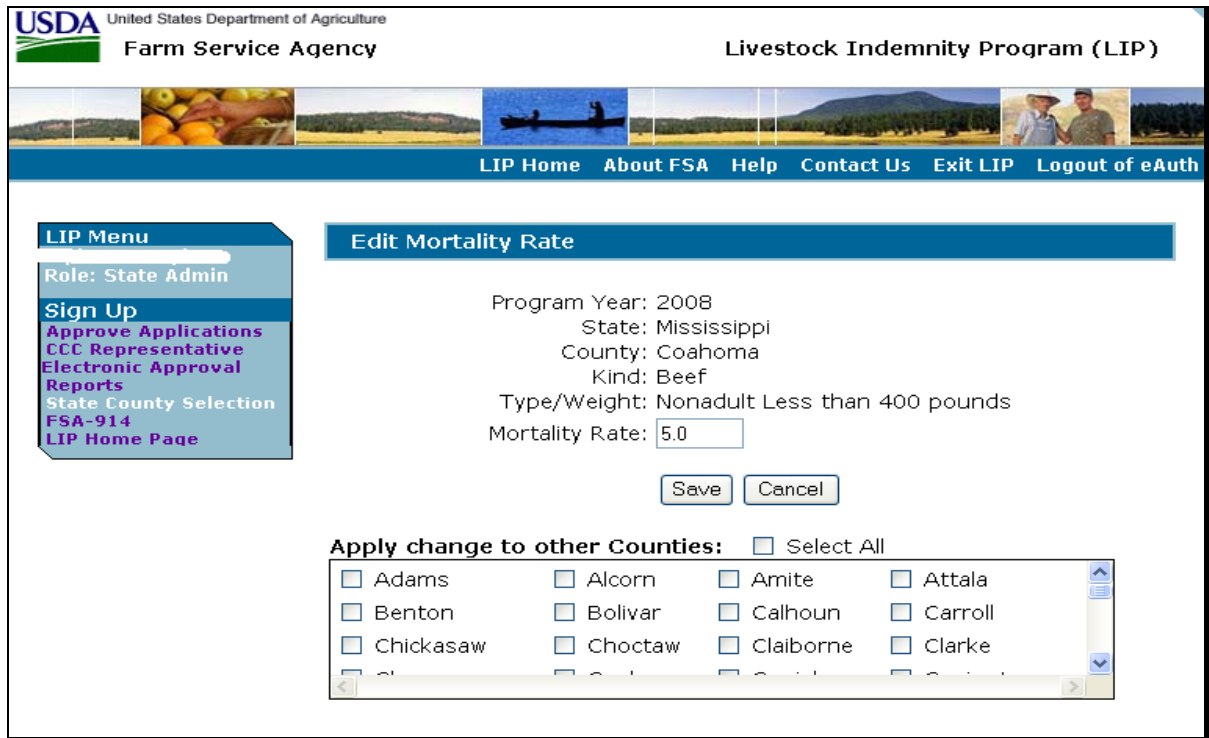
***--136 Edit Mortality Rate Screen**

A Overview

The Edit Mortality Rate Screen provides for the ability to edit existing mortality rates for a particular kind, type, and weight range of livestock.

B Example Edit Mortality Rate Screen

Following is an example of the Edit Mortality Rate Screen.



C Action

User can edit the existing mortality rate by typing the new mortality rate in the “Mortality Rate” box and then do any of the following:

- click “**Save**” to update that mortality rate to the County that is displayed
- click “**Cancel**” to cancel the mortality rate edit
- check (✓) “**Select All**” to update the mortality rate to all counties in the State
- check (✓) next to the County names to update the mortality rate to individual counties in the State.--*

*--136 Edit Mortality Rate Screen (Continued)

D Editing Approved Mortality Rates

If an approved mortality rate is edited, the updated mortality rate will be placed in a pending status. The approved mortality rate will continue to be used until the updated mortality rate is approved.

Following is an example of the Mortality Rate Maintenance Screen when an approved mortality rate is edited.

USDA United States Department of Agriculture
Farm Service Agency **Livestock Indemnity Program (LIP)**

LIP Home About FSA Help Contact Us Exit LIP Logout of eAuth

LIP Menu
 Role: State Admin
Sign Up
 Approve Applications
 CCC Representative
 Electronic Approval
 Reports
 State County Selection
 FSA-914
 LIP Home Page

Mortality Rate Maintenance

[Go Back To the Admin Menu](#)

Program Year
 State
 County

Status	Description	Weight Range	Mortality Rate	Action
Approved	Beef - Nonadult	400 pounds or more	5.0	Edit Delete
Pending	Buffalo/Beefalo - Adult	Bull	1.5	Edit Delete
Pending	Sheep - Lambs		10.0	Edit Delete
Pending	Beef - Nonadult	Less than 400 pounds	4.5	Edit Delete
Approved	Beef - Nonadult	Less than 400 pounds	5.0	--

[Add a New Mortality Rate](#)

[Go Back To the Admin Menu](#)

--*

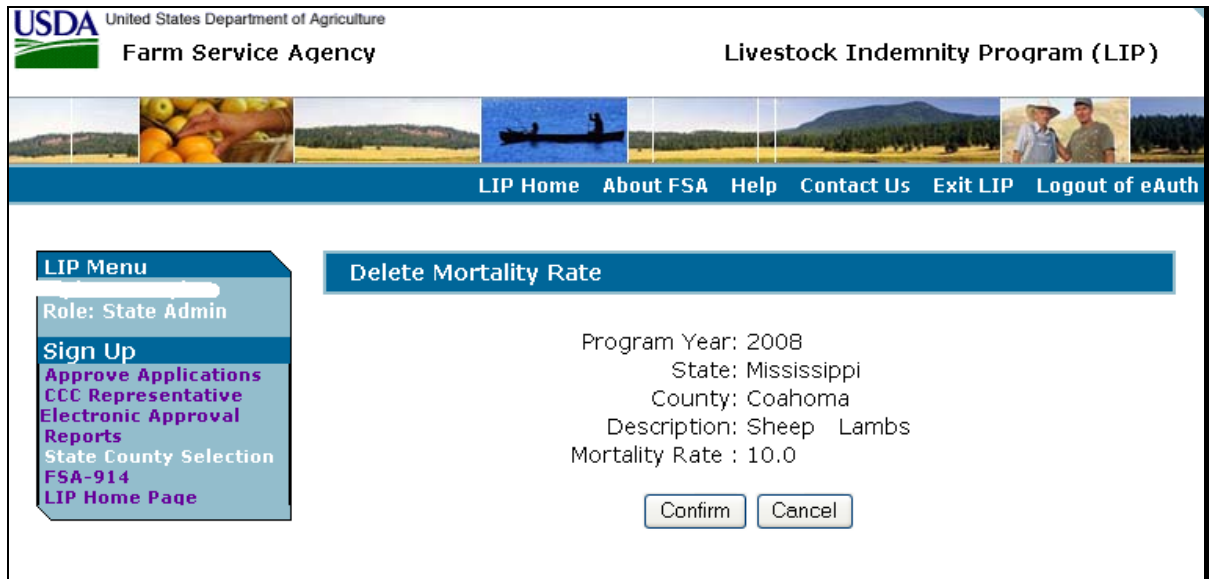
***--137 Delete Mortality Rate Screen**

A Overview

The Delete Mortality Rate Screen provides for the ability to delete existing mortality rates for a particular kind, type, and weight range of livestock.

B Example Delete Mortality Rate Screen

Following is an example of the Delete Mortality Rate Screen.



C Action

Click either of the following:

- “**Confirm**” to delete the selected mortality rate
- “**Cancel**” to return to the Mortality Rate Maintenance Screen without deleting the selected mortality rate.--*

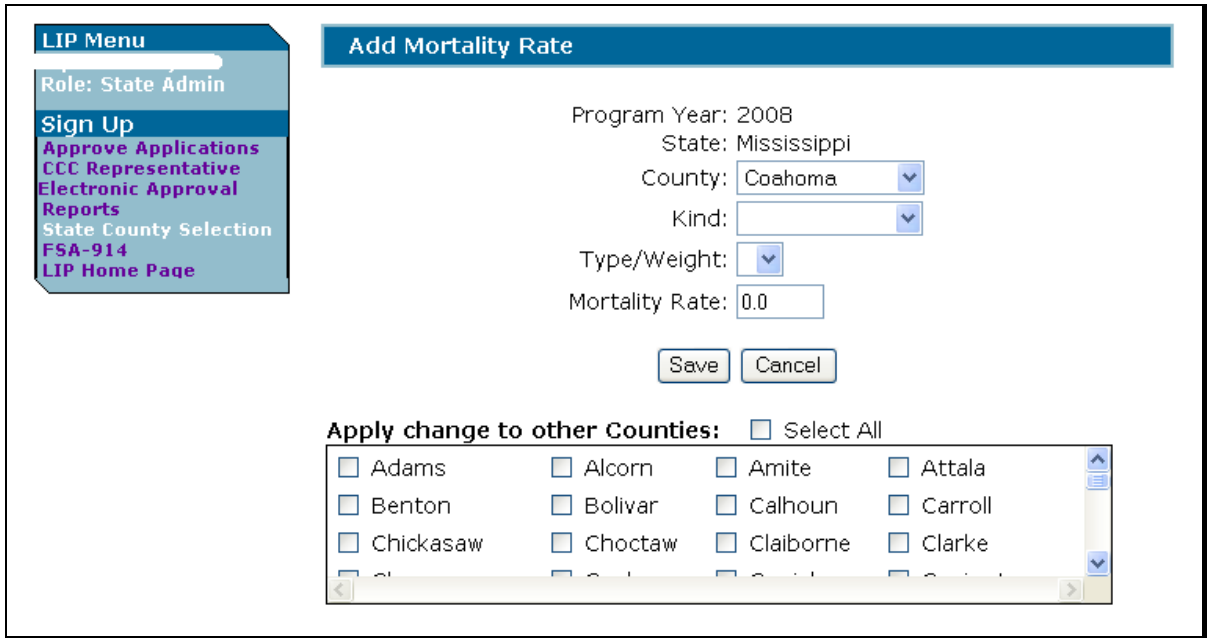
***--138 Add Mortality Rate Screen**

A Overview

The Add Mortality Rate Screen provides for the ability to add a new mortality rate for each kind, type, and weight range of livestock.

B Example Add Mortality Rate Screen

Following is an example of the Add Mortality Rate Screen.



C Action

User shall use the drop-down menu to select the applicable:

- county

Note: The “County” drop-down menu includes a “Select Many” option. If “Select Many” is selected, the user has the ability to select more than 1 county to which the rates will apply. See subparagraph D for additional information.

- kind
- type/weight range.

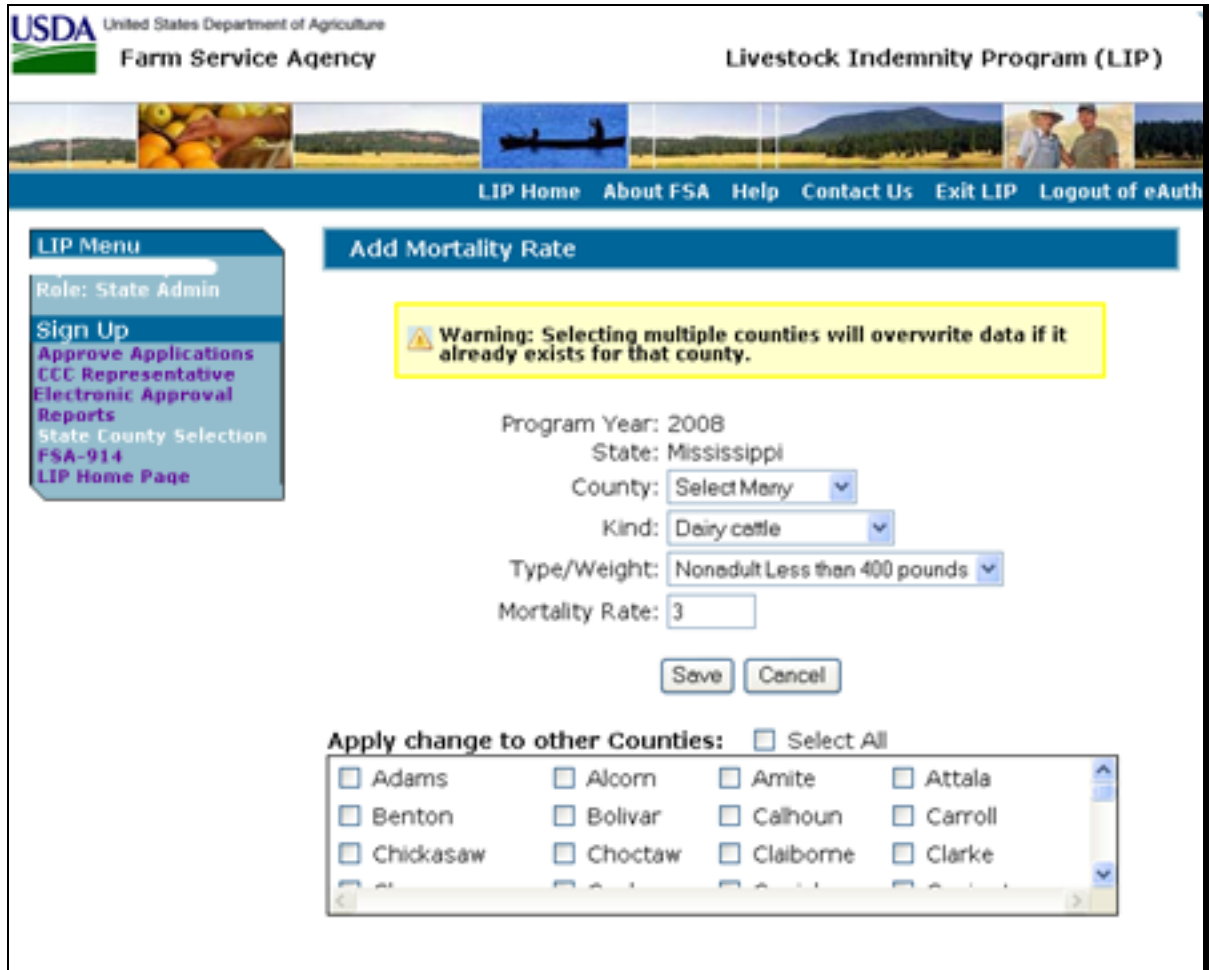
User shall enter the mortality rate applicable to the selected county, kind, type, and weight range.

When users click “**Save**”, the Mortality Rate Maintenance Screen will be displayed.--*

***--138 Add Mortality Rate Screen (Continued)**

D “Select Many” Option

If the “Select Many” option is selected from the “County” drop-down menu, the following screen will be displayed.



Users can do either of the following:

- check (✓) “Select All” to add the mortality rate to all counties in the State
- check (✓) county names to add the mortality rate to individual counties in the State.--*

139-159 (Reserved)

--Part 4 LFP*Section 1 Basic LFP Information****160 General Information****A Purpose**

This part provides instructions for administering LFP.

LFP provides compensation to eligible livestock producers that have suffered grazing losses because of qualifying drought or fire. For drought, the losses must have occurred because of a qualifying drought during the normal grazing period for the county on land that is native or improved pastureland with permanent vegetative cover or is planted to a crop planted specifically for grazing for covered livestock. For fire, LFP provides payments to eligible livestock producers that have suffered grazing losses on rangeland managed by a Federal agency if the eligible livestock producer is prohibited by the Federal agency from grazing the normal permitted livestock on the managed rangeland because of a qualifying fire. Eligible grazing losses must have occurred **on or after** January 1, 2008, and **before** October 1, 2011. The eligible grazing losses must occur within the same calendar year for which benefits are being requested.

Note: Compensation provided under LFP is **not** required to be used by the payee for any specific purpose.

B Source of Authority

LFP will be administered using funds from the Agricultural Disaster Relief Trust Fund established under Section 902 of the Trade Act of 1974, as amended by the 2008 Farm Bill under Titles XII and XV of the Food, Conservation, and Energy Act of 2008, Pub. L 110-246.

The regulations for LFP are provided in 7 CFR Part 760, Subpart D.

C Public Information

Follow instructions in 2-INFO for providing information about LFP.

D Modifying Provisions

Provisions in this handbook shall **not** be revised without prior approval from the National Office. Requests for revisions shall be addressed to the Livestock Assistance Program Manager, through the Deputy Administrator.--*

--160 General Information (Continued)*E Forms**

Forms, worksheets, applications and other documents other than those provided in this handbook or issued by the National Office shall not be required for implementing LFP.

Any document that collects data from a participant, regardless of whether the participant's signature is required:

- is subject to the Privacy Act and information collection procedures
- requires clearance by the following offices:
 - National Office program area
 - MSD, Forms and Graphics Section
 - OMB.

F Related Handbooks

See Part 1 for handbooks related to LFP.

161 Responsibilities**A STC Responsibilities**

Within the authorities and limitations in this handbook and 7 CFR Part 760, Subparts B and D, STC's shall:

- direct the administration of LFP
- ensure that FSA State and County Offices follow LFP provisions
- thoroughly document all actions taken in the STC minutes
- handle appeals according to 1-APP
- require reviews be conducted by DD's according to subparagraph 201 D to ensure that County Offices comply with LFP provisions

Note: STC's may establish additional reviews to ensure that LFP is administered according to these provisions.

- take oversight actions to ensure that IPIA provisions are met to prevent County Offices from issuing improper payments according to subparagraph 184 E.--*

--161 Responsibilities (Continued)*B SED Responsibilities**

Within the authorities and limitations in this handbook and 7 CFR Part 760, Subparts B and D, SED's shall:

- ensure that FSA County Offices follow LFP provisions
- handle appeals according to 1-APP
- ensure that DD's conduct reviews according to subparagraph A

Note: SED's may establish additional reviews to ensure that LFP is administered according to these provisions.

- ensure that **all** County Offices publicize LFP provisions according to subparagraph D
- immediately notify the National Office Livestock Assistance Program Manager of software problems, incomplete or incorrect procedures, specific problems, or findings
- take oversight actions to ensure that IPIA provisions are met to prevent County Offices from issuing improper payments according to subparagraph 184 F.

C DD Responsibilities

Within the authorities and limitations in this handbook and 7 CFR Part 760, Subparts B and D, DD's shall:

- ensure that COC's and CED's follow LFP provisions
- conduct reviews according to subparagraph 201 D, and any additional reviews established by STC's or SED's according to subparagraphs A and B
- provide SED with written report of all reviews according to paragraph 201
- ensure that County Offices publicize LFP provisions according to subparagraph D.--*

--161 Responsibilities (Continued)*D COC Responsibilities**

Within the authorities and limitations in this handbook and 7 CFR Part 760, Subparts B and D, COC's shall:

- fully comply with all LFP provisions
- ensure that CED's fully comply with all LFP provisions
- act on completed FSA-925's according to paragraph 201
- handle appeals according to 1-APP
- thoroughly document all actions taken in the COC minutes

Important: All the following **must** be thoroughly documented for all LFP program determinations made by COC:

- all factors reviewed or considered
 - all documentation reviewed
 - references to applicable handbooks, notices, and regulations
 - all sources of information obtained for review or consideration.
- take any oversight actions necessary to ensure that IPIA provisions are met to prevent County Offices from issuing any improper payments according to subparagraph 184 F
 - ensure that producers receive complete and accurate program information

Note: Program information may be provided through the following:

- program leaflets, newsletters, and print media
- meetings
- radio, television, and video
- County Office visits.--*

***--161 Responsibilities (Continued)**

D COC Responsibilities (Continued)

- ensure that LFP general provisions and other important items are publicized as soon as possible after information is received from the National Office, including but not limited to, the following:
 - signup period
 - payment limitation and attribution
 - eligible livestock
 - basic participant eligibility criteria
 - general data required to complete application

Note: The LFP Fact Sheet:

- may be used to provide general program information
 - is available online at <http://disaster.fsa.usda.gov>.
- take oversight actions to ensure that IPIA provisions are met to prevent County Offices from issuing improper payments according to subparagraph 184 F.--*

--161 Responsibilities (Continued)*E CED Responsibilities**

Within the authorities and limitations in this handbook and 7 CFR Part 760, Subparts B and D, CED's shall:

- fully comply with all LFP provisions
- ensure that County Office employees fully comply with all LFP provisions
- handle appeals according to 1-APP
- act on completed FSA-925 according to paragraph 201

Note: CED may delegate approval authority to program technicians for routine cases. Program technicians shall **not** be delegated authority to disapprove any FSA-925.

- ensure that all program and payment eligibility requirements have been met by participants before issuing any payments to ensure that IPIA provisions are met

Note: See subparagraph 184 F for additional information.

- ensure that participants receive complete and accurate program information
- immediately notify SED, through DD, of software problems and incomplete or incorrect procedures
- ensure that general provisions and other important items are publicized according to subparagraph D and copies are retained in the County Office.--*

***--161 Responsibilities (Continued)**

F Program Technician Responsibilities

Within the authorities and limitations in this handbook and 7 CFR Part 760, Subparts B and D, the program technician shall:

- fully comply with all LFP provisions
- immediately notify CED of software problems and incomplete or incorrect procedures
- ensure that participants receive complete and accurate program information
- ensure that all program and payment eligibility requirements have been met by participants before issuing any payments to ensure that IPIA provisions are met.

Note: See subparagraph 184 F for additional information.--*

--162 Definitions for LFP*A Definitions**

The following definitions apply to LFP. The definitions provided in other parts of this handbook do **not** apply to LFP.

Adult beef bull means a male beef bovine animal that was at least 2 years old and used for breeding purposes on or before the beginning date of a qualifying drought or fire.

Adult beef cow means a female beef breed bovine animal that had delivered one or more offspring. A first time bred beef heifer shall also be considered an adult beef cow if it was pregnant on or before the beginning date of a qualifying drought or fire.

Adult buffalo/beefalo bull means a male animal of those breeds that was at least 2 years old and used for breeding purposes on or before the beginning date of a qualifying drought or fire.

Adult buffalo/beefalo cow means a female animal of those breeds that had delivered 1 or more offspring. A first time bred buffalo/beefalo heifer shall also be considered an adult buffalo/beefalo cow if it was pregnant on or before the beginning date of a qualifying drought or fire.

Adult dairy bull means a male dairy breed bovine animal at least 2 years old used primarily for breeding dairy cows on or before the beginning date of a qualifying drought or fire.

Adult dairy cow means a female dairy breed bovine animal used for the purpose of providing milk for human consumption that had delivered one or more offspring. A first time bred dairy heifer shall also be considered an adult dairy cow if it was pregnant on or before the beginning date of a qualifying drought or fire.

Agricultural operation means a farming operation.

Application means FSA-925.

Commercial use means used in the operation of a business activity engaged in as a means of livelihood for profit by the eligible livestock producer.

Contract means, with respect to contracts for the handling of livestock, a written agreement between a livestock owner and another individual or entity setting the specific terms, conditions, and obligations of the parties involved regarding the production of livestock or livestock products.--*

--162 Definitions for LFP (Continued)*A Definitions (Continued)**

Covered livestock means livestock of an eligible livestock producer that, during the 60 calendar days before the beginning date of a qualifying drought or fire, the eligible livestock producer:

- owned, leased, purchased, or entered into a contract to purchase
- was a contract grower of swine or poultry
- sold or otherwise disposed of because of a qualifying drought during the current production year
- sold or otherwise disposed of because of drought in 1 or both of the 2 production years immediately preceding the current production year as determined by the Secretary. Notwithstanding the foregoing portions of this definition, covered livestock for “contract growers” shall not include livestock in feedlots.

Equine animal means a domesticated horse, mule, or donkey.

Farming operation means a business enterprise engaged in producing agricultural products.

Federal agency means, with respect to the control of grazing land, an agency of the Federal Government that manages rangeland on which livestock is generally permitted to graze. For the purposes of LFP, it includes, but is not limited to:

- BIA
- BLM
- FS.

Goat means a domesticated, ruminant mammal of the genus Capra, including Angora goats.

Nonadult beef cattle means a beef breed bovine animal that weighed 500 pounds or more on or before the beginning date of a qualifying drought or fire that but that does not meet the definition of adult beef cow or bull.

Nonadult buffalo/beefalo means an animal of those breeds that weighed 500 pounds or more on or before the beginning date of a qualifying drought or fire, but does not meet the definition of adult buffalo or beefalo cow or bull.

Nonadult dairy cattle means a bovine animal, of a breed used for the purpose of providing milk for human consumption, that weighed 500 pounds or more on or before the beginning date of a qualifying drought or fire, but that does not meet the definition of adult dairy cow or bull.--*

--162 Definitions for LFP (Continued)*A Definitions (Continued)**

Normal carrying capacity means, with respect to each type of grazing land or pastureland in a county, the normal carrying capacity that would be expected from the grazing land or pastureland for livestock during the normal grazing period in the county, in the absence of a drought or fire that diminishes the production of the grazing land or pastureland.

Normal grazing period means, with respect to a county, the normal grazing period during the calendar year with respect to each specific type of grazing land or pastureland in the county served by the applicable COC.

Owner means 1 who had legal ownership of the livestock for which benefits are being requested during the 60 calendar days before the beginning of a qualifying drought or fire.

Poultry means a domesticated chicken, turkey, duck, or goose. Poultry are further delineated by sex, age, and purpose of production.

Sheep means a domesticated, ruminant mammal of the genus Ovis.

Swine means a domesticated omnivorous pig, hog, or boar. Swine are further delineated by sex and weight.

U.S. Drought Monitor is a system for classifying drought severity according to a range of abnormally dry to exceptional drought. It is a collaborative effort between Federal and academic partners, produced on a weekly basis, to synthesize multiple indices, outlooks, and drought impacts on a map and in narrative form. This synthesis of indices is reported by the National Mitigation Center at <http://www.drought.unl.edu/dm/monitor.html>.--*

163-169 (Reserved)

Section 2 Policy and Procedure**170 Signup Period****A LFP Signup**

A general signup period and ending date are **not** applicable for LFP. COC will only announce that producers may make application for LFP benefits in their respective county after the State and County Office are notified by the National Office that the county has a qualifying drought based on the U.S. Drought Monitor severity rating or the County Office receives notification from a Federal agency of a qualifying fire on rangeland managed by the Federal agency and eligible livestock producers are prohibited from grazing their normal permitted livestock on the rangeland managed by the Federal agency because of a qualifying fire.

***--Note:** Producers can receive LFP payments for grazing losses because of drought or fire on rangeland that is managed by a Federal agency, but not both for the same loss.--*

B 2008 Calendar Year Signup

For 2008 calendar year losses, eligible livestock producers that suffered grazing losses may begin signing up for LFP in eligible counties beginning September 14, 2009. Eligible livestock producers that suffered 2008 grazing losses must submit a completed FSA-925 for payment and required supporting documentation to their administrative County Office no later than December 10, 2009, to be considered timely filed.

Notes: There are **no** late-filed provisions for LFP for 2008 calendar year.

The livestock producer must also provide a copy of their grower contract, if a contract grower, by no later than December 10, 2009.

C 2009 and Subsequent Year Signup

For 2009 and subsequent year calendar year losses, eligible livestock producers must submit a completed FSA-925 for payment and required supporting documentation no later than 30 calendar days after the end of the calendar year in which the grazing loss occurred.

Notes: The livestock producer must also provide a copy of their grower contract, if a contract grower, by no later than 30 calendar days after the end of the calendar year in which benefits are being requested.

There are **no** late filed provisions for LFP for 2009 and subsequent calendar years.

--171 Eligibility Criteria*A Eligible Grazing Losses Because of Drought**

An eligible livestock producer may receive assistance under LFP for grazing losses because of a qualifying drought that occurred on or after January 1, 2008, and before October 1, 2011. Grazing losses for the covered livestock must occur on land that is:

- native or improved pastureland with permanent vegetative cover
- planted to crops planted specifically for the purpose of providing grazing for covered livestock such as:
 - small grains
 - forage sorghum
- physically located in a county that is, during the normal grazing period for the specific type of grazing land or pastureland for the county, rated by the U.S. Drought Monitor as having any of the following:
 - D2 (severe drought) intensity in any area of the county for at least 8 consecutive weeks during the normal grazing period for the specific type of grazing land or pastureland for the county
 - D3 (extreme drought) intensity in any area of the county at any time during the normal grazing period for the specific type of grazing land or pastureland for the county
 - D3 (extreme drought) intensity in any area of the county for at least 4 weeks during the normal grazing period (not consecutive weeks) for the specific type of grazing land or pastureland for the county or is rated as having a D4 (exceptional drought) intensity in any area of the county at any time during the normal grazing period for the specific grazing land or pastureland for the county.

Note: The grazing losses that occur because of a qualifying drought must occur during the normal grazing period, for the specific type of grazing land during the calendar year for which benefits are being requested. Whenever an intensity rating of D2, D3, or D4 occurs in any area of the county, the entire county is eligible under a qualifying drought and eligible livestock producers who certify a grazing loss are eligible for LFP.--*

171 Eligibility Criteria (Continued)

B Determining Beginning Date of Qualifying Drought

National Office personnel will monitor the U.S. Drought Monitor and will notify applicable State and County Offices on a weekly basis of those counties eligible for LFP because of a qualifying drought. The National Office will determine the beginning date of a qualifying drought by pasture type and will notify applicable State and County Offices of the beginning *--date of a D2, D3, or D4 drought intensity rating. The National Office will notify State and County Offices of counties eligible for LFP by posting a list of eligible counties, by State, by pasture type, every Thursday at <http://fsaintranet.sc.egov.usda.gov/ffas/farmbill/ccc/> under "LFP Eligible Counties". COC will use the LFP Eligible Counties Report to determine the beginning date of each qualifying drought to determine the eligibility of covered livestock.

The LFP Eligible Counties Report contains the following columns:

- State
- County
- Program Year
- Pasture Type
- D2 Qualifying Date
- D3a Qualifying Date
- D3b Qualifying Date
- D4 Qualifying Date.

Note: The report only contains counties that are eligible for 1 or more pasture types. If a county is not listed, that county is not eligible for any pasture types.--*

171 Eligibility Criteria (Continued)

B Determining Beginning Date of Qualifying Drought (Continued)

*--The following table explains how to determine the drought intensity level applicable to each pasture type listed on the LFP Eligible Counties Report.

IF a date is present for...	AND there are no dates present for...	THEN the county is eligible for a drought intensity rating of...
D2 Qualifying Date	<ul style="list-style-type: none"> • D3a Qualifying Date • D3b Qualifying Date • D4 Qualifying Date 	D2. Note: All or a portion of the county was rated a D2 drought intensity for 8 consecutive weeks during the normal grazing period for the specific type of grazing land. This equates to a drought intensity payment factor of 1.
D3a Qualifying Date Note: A date may also be present for D2 Qualifying Date.	<ul style="list-style-type: none"> • D3b Qualifying Date • D4 Qualifying Date 	D3. Note: All or a portion of the county was rated a D3 drought intensity for 1 day during the normal grazing period for the specific type of grazing land. This equates to a drought intensity payment factor of 2.
D3b Qualifying Date Note: A date may also be present for a D2 and/or a D3a Qualifying Date.	D4 Qualifying Date	D4. Note: All or a portion of the county was rated a D3 drought intensity for 4 weeks (nonconsecutive weeks) during the normal grazing period for the specific type of grazing land. This equates to a drought intensity payment factor of 3.
D4 Qualifying Date Note: A date may also be present for a D2, D3a, and/or D3b Qualifying Date.		D4. Note: All or a portion of the county was rated a D4 drought intensity for 1 calendar day during the normal grazing period for the type of grazing land. This equates to a drought intensity payment factor of 3.

--*

171 Eligibility Criteria (Continued)

B Determining Beginning Date of Qualifying Drought (Continued)

--The beginning date of a qualifying drought is used to determine eligible livestock under LFP. Eligible livestock are livestock that the eligible livestock producer owned, leased, purchased, entered into a contract to purchase, or was a contract grower of at anytime during the 60 calendar days before the beginning date of a qualifying drought.--

The beginning date of a D2 drought intensity rating is the first day of the 8 consecutive week period during the normal grazing period for the specific type of pasture that the county was rated D2 on the U.S. Drought Monitor.

Example: Normal grazing period for native pasture in County A is April 1 through October 31. County A had a D2 drought intensity rating for 8 consecutive weeks for the period April 15 through June 10. The first day of the 8-week period that the county reached the D2 drought intensity rating was April 15, which is the beginning date of the qualifying drought.

The beginning date of a D3 or D4 drought intensity rating is the first day that a county was rated a D3 or D4 on the U.S. Drought Monitor during the normal grazing period for the specific type of grazing land, or the first day the county was rated a D3 for any 4-week period during the normal grazing period for the specific type of grazing land.

Example 1: Normal grazing period in County B for improved pasture is March 1 through September 1. County B was rated a D3 drought intensity rating for 1 day on June 1. June 1 is the beginning date of the qualifying drought.

Example 2: Normal grazing period in County A for improved pasture is March 1 through September 1. County A was rated a D3 drought intensity rating for 4 weeks at different times during the normal grazing period for the county. The first week of D3 began May 1 and the other 3 weeks were at different time periods during the normal grazing period. The beginning date of the qualifying drought is May 1.

Example 3: Normal grazing period in County B for improved pasture is March 1 through September 1. County B was rated a D4 for 1 day on July 1. July 1 is the beginning date of the qualifying drought.

171 Eligibility Criteria (Continued)

C Eligible Grazing Losses Because of Fire

An eligible livestock producer may receive assistance for grazing losses because of a qualifying fire that occurred on or after January 1, 2008, and before October 1, 2011, only if the:

- grazing losses occurred on rangeland that is managed by a Federal agency
- eligible livestock producer is prohibited by the Federal agency from grazing the normal permitted livestock on the managed rangeland because of a fire.

Note: The grazing losses that occur because of a qualifying fire on land managed by a Federal agency must occur during the calendar year that benefits are being requested.

Example 1: A fire occurred on Federally managed rangeland on September 20, 2008, and the producer was prohibited from grazing the permitted number of livestock because of the fire. The grazing loss occurred during the 2008 calendar year. The producer would file a 2008 year FSA-925 for payment.

***--Example 2:** A fire occurred on Federally managed rangeland on July 24, 2009, and the producer was prohibited from grazing the permitted number of livestock because of the fire. The producer was prohibited from grazing the rangeland beginning July 24, 2009, through December 31, 2009. The grazing loss occurred during the 2009 calendar year. The producer would file a 2009 year FSA-925 for payment. The producer is also prohibited from grazing the permitted number of livestock during the 2010 calendar year because of the July 24, 2009, fire. The grazing loss occurred during the 2010 calendar year. The producer would file a 2010 year FSA-925 for payment.--*

D Beginning Date of Qualifying Fire on Federally Managed Land

Although a local County Office and/or COC may have knowledge of a fire occurrence on Federally managed rangeland their respective county, COC's shall request documentation from the Federal agency that manages the rangeland to substantiate that a qualifying fire has occurred. The documentation provided by the Federal agency, at a minimum, should include the following:

- location of fire
- cause of fire
- date the fire started
- whether livestock producers were prohibited from grazing their normal permitted livestock and/or whether their grazing days reduced because of the fire.

171 Eligibility Criteria (Continued)

D Beginning Date of Qualifying Fire on Federally Managed Land (Continued)

Based on the information provided by the Federal agency, COC shall use the information to determine the beginning date when the Federal agency excluded the permitted livestock from grazing the rangeland managed by the Federal agency.

Example: COC became aware of a fire that started on June 15. The Federal agency notified livestock producers that a fire was burning out of control and that permitted livestock would have to be removed from the grazing land on June 21. COC determined that the beginning date of the qualifying fire was June 21 since that was the day that permitted livestock were excluded from grazing on the Federally managed land.

*--COC's shall submit a request through their State Office to the National Office Livestock Assistance Program Manager requesting that the software be made available for accepting LFP applications for fire. The request should include the following information:

- name of county
- calendar year or years software needs to be made available for accepting applications
- documentation from the Federal agency showing that a qualifying fire occurred, including the following:
 - location of fire
 - cause of fire
 - date fire started
- whether livestock producers were prohibited from grazing their normal permitted livestock and/or whether their grazing days were reduced because of the fire.--*

171 Eligibility Criteria (Continued)

E Eligible Covered Livestock

To be eligible considered covered livestock, livestock must meet **all** of the following conditions:

- be adult and nonadult beef cattle, adult and nonadult buffalo/ beefalo, adult and nonadult dairy cattle, alpacas, deer, elk, emus, equine, goats, llamas, poultry, reindeer, sheep, or swine
- be livestock that would normally have been grazing the eligible grazing land or pastureland in the county
 - during the normal grazing period for the specific type of grazing land or pastureland for the county

Note: Livestock that would **not** have normally been grazing the land in the eligible county will not be eligible to be included in the calculation for determining monthly feed cost. However, if the livestock would normally have been grazing the eligible grazing land but the producer had to move the livestock to another county for grazing, the livestock would be eligible to be included when calculating the monthly feed cost.

- when the Federal agency prohibited the eligible livestock producer from using the managed rangeland for grazing because of a fire
- be livestock that the eligible livestock producer:
 - at anytime during the 60 calendar days before the beginning date of a qualifying drought or fire owned, leased, purchased, entered into a contract to purchase, or was a contract grower of
 - sold or otherwise disposed of because of a qualifying drought during:
 - the current production year
 - 1 or both of the 2 production years immediately preceding the current production year
 - been maintained for commercial use as part of the producer's farming operation on the beginning date of the qualifying drought or fire
 - not have been produced or maintained for reasons other than commercial use as part of the producer's farming operation

171 Eligibility Criteria (Continued)

E Eligible Covered Livestock (Continued)

- not have been livestock that were or would have been in a feedlot, on the beginning date of the qualifying drought or fire, as part of the normal business operation of the producer.

Important: Mitigated livestock are livestock that were sold or otherwise disposed of because of a qualifying drought during the current production year, or were sold or otherwise disposed of because of a qualifying drought in 1 or both of the 2 production years immediately preceding the current production year. Mitigated livestock are still eligible livestock for LFP, if the livestock meet the requirement of this subparagraph and the definitions in paragraph 162.

To be considered a qualifying drought for mitigated livestock purposes in:

- 2006 or 2007, the county must have received a drought Secretarial disaster declaration and the livestock must have been sold or disposed of because of the qualifying drought
- 2008 and subsequent years, the county must have been rated as having 1 of the following by the U.S. Drought Monitor and the livestock must have been sold or disposed of because of the qualifying drought:
 - D2 intensity in any area of the county for at least 8 consecutive weeks during the normal grazing period for the county
 - D3 intensity in any area of the county at anytime during the normal grazing period for the county
 - D3 intensity in any area of the county during the normal grazing period for the county for 4 weeks during the normal grazing period
 - D4 intensity in any area of the county at anytime during the normal grazing period for the county.

Proof of sale of livestock shall be required if selected for spot check.

Example: John Smith normally maintains 100 head of adult beef cows in his commercial ranching operation. The adult beef cows normally graze native pasture during the normal grazing period in Matagorda County, Texas which is January 1 through December 31. On September 23, 2008, the county was rated a D2 on the U.S. Drought Monitor for 8 consecutive weeks. Mr. Smith sold 15 head of the adult beef cows because of the drought conditions on July 31, 2008. The 15 cows sold are eligible mitigated livestock for LFP provided all other eligibility requirements are met. Proof of sale documents shall be provided by Mr. Smith if Mr. Smith's FSA-925 for payment is selected for spot check.

--171 Eligibility Criteria (Continued)*F Ineligible Covered Livestock**

Livestock that are **not** eligible covered livestock for LFP include, but are **not** limited to the following:

- livestock produced or maintained for reasons other than commercial use as part of a farming operation, including, but not limited to, livestock produced or maintained for recreational purposes, such as:
 - consumption by the owner
 - hunting
 - used as pets
 - pleasure
 - roping
 - show

Example 1: Mike Jones owns 5 horses, 2 beef steers, and 3 goats. Mr. Jones maintains the horses for pleasure riding and fox hunting, and maintains the goats as pets for his children. He maintains the beef steers to be consumed by his family. Accordingly, Mr. Jones does not maintain any of the livestock for commercial use as part of a farming operation.

Because none of Mr. Jones' livestock is maintained for commercial use as part of a farming operation, the animals are **not** eligible livestock for LFP.

Example 2: Joe Smith owns 5 horses which he uses to pull hansom cabs in the tourist district of the local city. The hansom cabs are Mr. Smith's business activity he engages in as a means of livelihood for profit.

However, because the horses are not maintained as part of a farming operation, they are **not** eligible livestock for LFP.--*

--171 Eligibility Criteria (Continued)*F Ineligible Covered Livestock**

Example 3: Jane Black owns and raises a deer herd. Mrs. Black sells the does to a local food market to be processed into meat products. She sells the bucks to hunting preserves nationwide.

Mrs. Black is in the business of selling deer as a means of livelihood for profit; therefore, the deer are maintained for commercial use. However, the deer also must be maintained as part of a farming operation.

The County Office must determine whether Mrs. Black's deer business is a farming operation. Mrs. Black must provide evidence to satisfy COC or CED that the deer are part of a farming operation. One indicator of being a farming operation would be whether Mrs. Black files taxes as a farming operation. The County Office cannot request Mrs. Black to provide a copy of her tax records; however, COC or CED may ask Mrs. Black how she files her taxes for the operation.

- yaks
- ostriches
- all beef and dairy cattle, and buffalo and beefalo that weighed less than 500 pounds on the beginning date of a qualifying drought or fire
- any wild free roaming livestock, including horses and deer
- any animals not included in subparagraph D.--*

--171 Eligibility Criteria (Continued)*G Livestock Located in Feed Lots**

Livestock that were or would have been physically located in a feedlot on or before the beginning date of a qualifying drought or fire are **not** eligible for LFP. COC shall determine eligibility of livestock placed in a feedlot on a case-by-case basis. This includes, but is **not** limited to, livestock that were physically located in a feedlot:

- on or before the beginning date of a qualifying drought or fire, or placed in a feedlot after the beginning date of a qualifying drought or fire, for the purpose of fattening for slaughter as part of producer's normal operation
- as part of a livestock producer's normal course of business before the livestock reached their normal selling or fattening weight.

Example 1: John Smith owns 500 head of nonadult beef cattle weighing an average of 750 pounds each. Mr. Smith's eligible grazing land is located in County A. County A was rated as having a D3 drought intensity level on the U.S. Drought Monitor for 1 day on January 1, 2008. Mr. Smith placed the 500 head of nonadult beef cattle in Lucky 7 Feedlot, Inc., located in County A, on January 1, 2008, for the purpose of fattening for slaughter. The 500 head of nonadult beef cattle owned by Mr. Smith are **not** eligible for LFP because the adult beef cattle were placed in the feedlot for the purpose of fattening for slaughter as part of his normal operation.

Example 2: Judy Jones owns 750 head of nonadult beef cattle weighing an average of 500 pounds each. Ms. Jones' eligible grazing land is located in County A. County A was rated as having a D2 drought intensity level for 8 consecutive weeks on the U.S. Drought Monitor on March 1, 2008. The normal grazing period for native pasture in County A is May 1 through November 15. Ms. Jones, as part of her normal business operation, placed the 750 head of nonadult beef cattle in Rafter 3 Feedlot, located in County A, on March 20, 2008. The 750 head of nonadult beef cattle owned by Ms. Jones are **not** eligible for LFP because nonadult beef cattle were placed in the feedlot as part of Ms. Jones' normal business operation and **not** because of an eligible qualify drought or fire.

Note: Eligible livestock placed in a feedlot earlier than normal because of a qualifying drought or fire may be eligible for LFP if all other eligibility requirements are met.--*

--171 Eligibility Criteria (Continued)*G Livestock Located in Feed Lots (Continued)**

Example 3: Jim Black owned 500 head of nonadult beef cattle weighing an average of 500 pounds each on March 1, 2008. Mr. Black's eligible grazing land is located in County A. County A is rated as having a D3 intensity level on the U.S. Drought Monitor on March 1, 2008. Mr. Black normally removes the 500 head of nonadult beef cattle from the 1,000 acres of native pasture he owns and places them in Lucky 7 Feedlot, Inc., located in County A, when nonadult beef cattle reach 750 pounds for the purpose of fattening for slaughter. Because of a qualifying drought, Mr. Black ran out of native pasture and was forced to place the 500 head of nonadult beef cattle in the feedlot on March 1, 2008, before nonadult beef cattle reached the weight of 750 pounds.

The 500 head of nonadult beef cattle placed in the feedlot earlier than normal are eligible for LFP because of the unavailability of native pasture for grazing because of a qualifying drought.

H Eligible Livestock Producers

To be considered an eligible livestock producer, the eligible producer on a farm must:

- during the 60 calendar days before the beginning date of a qualifying drought or fire, own, cash or share lease, or be a contract grower or covered livestock
- provide pastureland or grazing land for covered livestock, including cash-rented pastureland or grazing land that is either:
 - physically located in a county affected by a qualifying drought during the normal grazing period for the county
 - rangeland managed by a Federal agency for which the otherwise eligible livestock producer is prohibited by the Federal agency from grazing the normal permitted livestock because of a qualifying fire
- certify that the livestock producer has suffered a grazing loss because of a qualifying drought or fire to be eligible for LFP payments
- timely file a report of acreage, according to 2-CP, for all grazing land for which a loss is being claimed

Note: For 2008, late-filed acreage reports will be accepted without requiring the producer to pay a late-filed fee. All other requirements for late-filed acreage reports must be met according to 2-CP.--*

*--171 Eligibility Criteria (Continued)

H Eligible Livestock Producers

- be an individual or entity that is a:
 - citizen of the U.S.
 - resident alien

Note: Resident alien means “lawful alien”.
- partnership of citizens of the U.S.
- corporation, limited liability corporation, or other farm organizational structure organized under State law
- any Native American tribe as defined in the Indian Self-Determination and Education Assistance Act
- any Native American organization or entity chartered under the Indian Reorganization Act
- any economic enterprise under the Indian Financing Act of 1974.

I Risk Management Purchase Requirement for LFP

For producers to be eligible for assistance under LFP, producers **must**, for the grazing land incurring losses, because of a qualifying drought or fire for which assistance is being requested, do either of the following:

- obtain a policy or plan of insurance for the forage crop under FCIA
- file the required paperwork and pay the administrative fee by the applicable State application closing date for NAP.

Eligible livestock producers are required to only obtain a policy or plan of insurance or have NAP coverage on the grazing land or pastureland acres for which benefits are being requested under LFP.

Note: Livestock producers **are not required** to purchase pilot program insurance to be eligible for LFP.--*

171 Eligibility Criteria (Continued)

***--J Producers with RMA VI-PRF Pilot Program Coverage**

The VI-PRF pilot program policy, offered in only selected States and counties, covers multiple perils and is based on a measure of vegetation greenness that correlates to forage condition and productive capacity. For 2008 through 2010, a producer who elected coverage under a VI-PRF policy on any acreage of the crop in a unit was not eligible to obtain NAP coverage for the same intended use on any of the acreage of the crop not covered under a VI-PRF policy, because the same perils were considered covered by both products.

Note: Producers could obtain NAP coverage on forage intended for grazing and VI-PRF policy on forage intended for hay, or vice versa, because they were considered separate crops by both RMA and NAP.

Therefore, a producer that purchased a VI-PRF policy in 2008 through 2010 for any of the grazing land acres in the NAP unit was:

- **not** eligible to participate in NAP on any of the acreage intended for grazing in the unit
- only eligible for LFP on those grazing land acres covered under the VI-PRF policy.

Exception: For 2008 only, a producer who elected coverage for grazing under a VI-PRF policy was allowed to pay the NAP “buy-in” fee to cover any of the grazing acres not covered under the VI-PRF policy.

Example: In 2008, producer has 500 acres of native grass intended for grazing. The producer has VI-PRF coverage on 250 acres of native grass intended for grazing. Can the producer pay the NAP “buy-in” fee on the remaining 250 acres of native grass intended for grazing to be eligible for LFP on the total 500 acres of native grass intended for grazing?

Answer: Yes. An exception has been made for 2008 only to allow the producer to pay the NAP “buy-in” fee to be eligible for LFP on the remaining 250 acres of native grass intended for grazing that was not included under the VI-PRF policy.

Further analysis was conducted to determine whether VI-PRF pilot policies cover the same crop loss as is covered under NAP. VI-PRF losses are a measure of vegetation greenness against the norm used to estimate plant condition and not a direct measure of production. NAP covers production losses; therefore, VI-PRF pilot policies and NAP do not cover the same crop losses on the same acres for the same intended use.

For 2011, a producer that purchases a VI-PRF policy for any of the grazing land acres in the NAP unit is eligible:

- to participate in NAP on all acreage intended for grazing in the unit
- for LFP on all grazing land acres covered by NAP and a VI-PRF policy.--*

171 Eligibility Criteria (Continued)

K Producers With RMA RI-PRF Pilot Program Coverage

*--In 2008 through 2010, the RI-PRF pilot program policy, offered in only selected States and counties, only covered losses because of drought. Because RI-PRF did not cover all perils, NAP was available to producers on the same acres covered by the RI-PRF policy to provide coverage for losses resulting from other eligible NAP conditions, such as flood, fire, and freeze.

A producer that obtained RI-PRF on their grazing lands in 2008 through 2010, on some or all acres to cover drought, and NAP coverage on the same acres to cover all other perils, were eligible for a NAP payment and PRF indemnity payment on the same acres.

For calendar year 2008, if a producer purchased a RI-PRF policy on some, but not all of their grazing land acres, the producer would be eligible to pay the “buy-in” fee for NAP to make the grazing land acres not included under the RI-PRF policy in the unit eligible for LFP.

Example: RI-PRF coverage is available in the county in 2008. Producer reports 1000 acres native grass intended for grazing. Producer has 500 acres of native grass intended for grazing covered under RI-PRF. NAP coverage was not purchased to cover the other perils in 2008. Because NAP coverage was available for the other perils, the producer can pay the “buy-in” fee to make the remaining 500 acres of native grass intended for grazing that was not included under the RI-PRF policy eligible for LFP.

Further analysis was conducted to determine whether RI-PRF pilot policies cover the same crop losses as are covered under NAP. RI-PRF losses are determined based on a lack of rainfall, measured by a reduction in moisture from the norm. NAP covers production losses; therefore, RI-PRF pilot policies and NAP do not cover the same crop losses on the same acres for the same intended use.

For 2011, a producer that purchases an RI-PRF policy for any of the grazing land acres in the NAP unit is eligible:

- to participate in NAP on all acreage intended for grazing in the unit
- for LFP on all grazing land acres covered by NAP and a RI-PRF policy.--*

L RMA Insurance Exceptions

Producers will be considered in compliance with the RMPR requirement if their share in a crop is insured based on 1 of the following RMA crop policy rules:

- **Husband/Wife** – Either spouse insures all interest in the crop under 1 policy.
- **Landlord/Tenant** – Either the landlord or tenant may insure both parties’ share with permission of the other party.

171 Eligibility Criteria (Continued)

L RMA Insurance Exceptions (Continued)

- **Landlord Undivided Interest** – Land is jointly and severally owned with 1 person being the responsible person.
- **Joint Ventures** – One of the member's TIN is used to insure the entire interest of the *-joint venture with all members agreeing and signing the policy, even if their SBI is less than 10 percent share.--*

Note: The exception on joint ventures does **not** apply to corporations or any other entities with members.

- **Revocable Trusts** – An individual beneficiary's or grantor's TIN is used to insure the entire interest of the revocable trust. Documentation may include a copy of the statement advising where the authority can be found.
- **DBA** – A producer with TIN for DBA with only the individual as sole proprietor can insure using either DBA's TIN or the individual's TIN. If DBA has SBI other than the individual, then DBA is **not** eligible for the exception.

Note: A producer is considered to have met RMPR only if documentation is provided by insured to substantiate that the insured has met 1 of the RMA crop policy rules.

- *-**Transfer of Coverage and Right to an Indemnity** – A producer's share is insured under a policy purchased by another individual that transfers the insurance coverage to the producer. The original insured individual (transferor) transfers the insurance coverage to another person (transferee). RMA may provide FSA with the original--* insured's TIN because only the crop insurance companies maintain transfer information. The producer must provide proof of transfer from their crop insurance agent.

***--M SBI Exceptions**

In the following 2 situations, RMA does not require producers to be listed on the SBI file:

- marriage occurring after the sales closing date
- producers that have less than 10 percent interest in the crop.

In both situations, County Offices have the authority to use the shares recorded by FSA.

Note: For marriages, acceptable evidence must be available to prove the marriage occurred after the sales closing date.--*

171 Eligibility Criteria (Continued)**N Waiver for Calendar Year 2008 only for LFP**

Producers are eligible for LFP only if either crop insurance or NAP coverage has been obtained for the grazing land incurring losses for which assistance is being requested.

The 2008 Farm Bill was enacted June 18, 2008. Sales closing dates for CAT and application closing deadlines for NAP for the 2008 crop year for all insurable and noninsurable grazing land had passed. A waiver was authorized to allow producers to pay a buy-in fee, or receive a waiver, by September 16, 2008, for grazing land for which the producer did not obtain crop insurance or NAP coverage for 2008.

O Waiver of Buy-In for Socially Disadvantaged, Limited Resource, or Beginning Farmers or Ranchers

Producers who meet the requirements of a socially disadvantaged, limited resource, or beginning farmer or rancher do **not** have to meet RMPR and are not required to pay the buy-in fee for 2008 and subsequent years.

The waiver for socially disadvantaged, limited resource, or beginning farmer or rancher provides that producers who are socially disadvantaged, limited resource, or beginning farmers or ranchers do not have to meet RMPR and, therefore, are not required to pay the buy-in fee.

In the case of an eligible livestock producer that is a socially disadvantaged farmer or rancher or limited resource or beginning farmer or rancher, the Secretary may:

- waive the requirement to purchase a policy or plan of insurance or obtain coverage under the noninsured crop disaster assistance program
- provide disaster assistance under this subpart at a level that the Secretary determines to be equitable and appropriate.

Producers who meet the requirements of a socially disadvantaged, limited resource, or beginning farmer or rancher shall complete FSA-217 according to 1-CM, paragraph 950.

171 Eligibility Criteria (Continued)**P 2008 Equitable Relief**

The Secretary may, on a case-by-case basis, provide equitable relief to an eligible livestock producer that is otherwise ineligible or unintentionally fails to meet RMPR for the grazing land incurring the loss.

In the case of an eligible livestock producer that suffered losses on grazing land during the 2008 calendar year, the Secretary will take special consideration to provide equitable relief in cases in which the eligible livestock producer failed to meet RMPR because of the enactment of this title after the closing date of the sales periods for crop insurance under the Federal Crop Insurance Act, and the noninsured crop disaster assistance program and the livestock producer made a good faith effort to comply.

Note: See 7-CP * * * to determine whether a producer made a good faith effort to comply.

Equitable relief shall not be granted to producers in instances of:

- scheme or device
- intentional decision made to not insure a covered crop under policy or plan of insurance or under NAP
- lack of good faith in reporting acreage
- sanctions placed on the producer by RMA or FSA
- the producer was prohibited from insuring acreage because the producer did not timely pay the crop insurance premiums in a prior year
- violations of HEL and WC provisions
- violations of controlled substance provisions.

Equitable relief requests must be initiated by the participant.

It is the participant's responsibility to provide evidence, to the satisfaction of FSA, that the failure to meet RMPR was unintentional. It is not FSA's responsibility to provide documentation that a failure to meet RMPR was or was not intentional. It is the participant who has failed to meet RMPR and who is seeking relief for that failure who must provide evidence as to intent, to the satisfaction of FSA.

171 Eligibility Criteria (Continued)

P 2008 Equitable Relief (Continued)

Producers granted relief for **not** meeting 2008 RMPR must pay an administrative fee in an amount of \$100 per crop.

Note: The administrative fee is \$100 per crop, but not more than either of the following:

- \$300 per producer per administrative county
- \$900 total per producer for all counties less any previously paid fees for NAP.

Producers must visit their administrative county to pay the appropriate administrative fees and complete CCC-752 and/or CCC-753.

171 Eligibility Criteria (Continued)

P 2008 Equitable Relief (Continued)

STC shall:

- review each request for equitable relief and clearly document in the STC minutes the justification for granting or denying equitable relief
- include the following information in the STC minutes when granting or denying equitable relief:
 - producer's name
 - program year
 - program
 - action taken by the producer.

COC shall:

- review each equitable relief request and clearly document the justification for recommending equitable relief, along with all supporting documentation to STC
- document the justification for recommending equitable relief in the COC minutes according to 7-CP * * * before submitting equitable relief cases to STC.

Note: FSA-321 shall **not** be completed according to 7-CP.

Q 2009 and Subsequent Years Equitable Relief

STC's may, on a case-by-case basis, provide equitable to an eligible livestock producer that is otherwise ineligible or unintentionally fails to meet 2009 and subsequent year RMPR for the grazing land incurring loss when the determination has been made that the producer made a good faith effort to comply.

Note: See 7-CP * * * to determine whether a producer made a good faith effort to comply.

STC's shall not grant equitable relief to a producer that failed to meet 2009 and subsequent year RMPR because of any of the following reasons:

- scheme or device
- producer intentionally chose not to insure a covered crop under a policy or plan of insurance or under NAP
- a lack of good faith in reporting acreage or production
- sanctions placed on the producer by RMA or FSA

171 Eligibility Criteria (Continued)

Q 2009 and Subsequent Years Equitable Relief (Continued)

- violations of HEL and WC provisions
- violations of controlled substance provisions.

Equitable relief requests must be initiated by the participant. It is the participant's responsibility to provide evidence, to the satisfaction of FSA, that the failure to meet RMPR was unintentional. It is not FSA's responsibility to provide documentation that a failure to meet RMPR was or was not intentional.

It is the participant who has failed to meet RMPR and who is seeking relief for that failure who must provide evidence as to intent, to the satisfaction of FSA.

Producers granted relief for **not** meeting 2009 and subsequent year RMPR must pay an administrative fee of \$250 per crop.

Note: There is **no** limit on the amount of administrative fees that can be collected from producers for equitable relief.

Producers must visit their administrative county to pay the appropriate fees and complete FSA-754 and/or FSA-755.

STC shall:

- review each request for equitable relief and clearly document in the STC minutes the justification for granting or denying equitable relief
- include the following information in the STC minutes when granting or denying equitable relief:
 - producer's name
 - program year
 - program
 - action taken by the producer.

COC shall:

- review each equitable relief request and clearly document the basis for recommending equitable relief, along with all supporting documentation to STC
- document the basis for recommending equitable relief in COC minutes according to 7-CP * * * before submitting equitable relief cases to STC.

Note: FSA-321 shall **not** be completed according to 7-CP.

171 Eligibility Criteria (Continued)

R Eligible Grazing Types

Different types or varieties of pasture and grazing crops for a county shall be grouped into 1 of the following:

- improved pasture with permanent vegetative cover (nonirrigated)
- native pasture with permanent vegetative cover (nonirrigated)
- small grain crops planted specifically for the purpose of providing grazing for covered livestock (nonirrigated)
- forage sorghum crops planted specifically for the purpose of providing grazing for covered livestock (nonirrigated).

S Eligible Grazing Lands

The following are eligible grazing lands:

- State and Federal lands, if either of the following apply:
 - the land is leased on a long-term basis that COC determines requires lessee contribution, including but not limited to wells, fences, or other maintenance and upkeep inputs
 - pasture or grazing land is leased for cash or fixed amount for an established grazing period
- previously irrigated grazing land that was not irrigated during the current production year because of lack of water for reasons beyond the participant's control

Note: Counties should use the same provisions as used under NAP for covering irrigated grazing losses.

- privately owned, cash or share leased pasture or rangeland that is used to provide grazing for covered livestock.

Livestock producers are responsible for providing documentation to COC such as, but not limited to, written leases to show that their contributions are at risk in the pastureland and grazing land for which benefits are being requested under LFP. COC shall review and document in the COC minutes that pastureland or grazing land that is cash leased meets the eligibility criteria for leased pastureland or grazing land under LFP.

171 Eligibility Criteria (Continued)

T Ineligible Grazing Land

The following are ineligible types of grazing:

- acreage enrolled in CRP
- irrigated pastures or crops
- acreage intended for grain, such as corn, where the stalks or aftermath is grazed
- seeded small grain forage crops that are planted with the specific purpose of harvesting forage or seed

Note: Seeded small grain forage crops include the following:

- barley
 - millet
 - oats
 - rye
 - triticale
 - wheat.
- grazing land that is leased under any of the following conditions:
 - basis of weight gain
 - cost per head, per day or month

Example: Owner A has an agreement with Producer B under which Owner A pays \$.30 per day for 100 yearlings grazed on Producer B's pasture. Owner A pays only for the number of days the 100 yearlings graze. Because Owner A pays only for the actual days grazed, Owner A suffers no grazing loss, and is ineligible for LFP.

- on an AUM-only basis, when the lessee incurs no additional expense for pasture maintenance, wells, fences, etc.

U Establishing Grazing Loss Percentages

There is no requirement for a producer to suffer a certain percentage of loss to be eligible for LFP. In addition there is no requirement that STC or COC establish a minimum or maximum amount of loss to be eligible for LFP; therefore, STC and COC shall **not** establish minimum or maximum loss percentages for LFP. The producer will not be required to report a loss percentage to be eligible for LFP.

171 Eligibility Criteria (Continued)

V Establishing Normal Grazing Periods for LFP

LFP provides payments to eligible livestock producers that have suffered livestock grazing losses because of a qualifying drought during the normal grazing period for the county. The qualifying drought must have occurred on or after January 1, 2008, but before October 1, 2011.

For drought, the losses must have occurred:

- on land that is native or improved pastureland with permanent vegetative cover or is planted to a crop planted specifically for grazing for covered livestock
- because of a qualifying drought during the normal grazing period for the specific type of pastureland or grazing land in the county during the calendar year.

STC's shall establish normal grazing periods for each of the grazing types listed in subparagraph Q for each county in their State. Only 1 grazing period per pasture or grazing crop type shall be established per county. The normal grazing period established for each pasture or grazing crop type shall be consistent with those established for NAP purposes.

Example: Pasture Type	Start Date	End Date
Forage Sorghum	June 20	October 20
Improved Pasture	August 1	October 31
Native Pasture	March 1	October 31
Small Grains	October 15	May 15

Exception: Two grazing periods for small grains may be established in each applicable county in those States where producers purchase NAP coverage for small grains grazing and the producer subsequently harvests the small grains for grain; however, the normal grazing period for full season grazing shall be entered into the LFP Normal Grazing Period Table.

Example 1: In County A, producers plant small grains with the intent to graze the small grains for the full growing season. The normal grazing period for full season small grains grazing in County A is October 15, 2007, through June 1, 2008. The normal grazing period for full season small grains would be established as follows.

Pasture Type	Start Date	End Date
Small grains (full season)	October 15	June 1

171 Eligibility Criteria (Continued)

V Establishing Normal Grazing Periods for LFP (Continued)

Example 2: In County A, producers also plant small grains with the intent of grazing the small grains until the normal livestock pull off date of March 1, and then subsequently harvest the small grains for grain. The normal grazing period for small grains grazing in County A that are subsequently harvested for grain is October 15, 2007, through March 1, 2008. The normal grazing period for small grains intended for grazing that are subsequently harvested for grain would be established as follows.

<u>Pasture Type</u>	<u>Start Date</u>	<u>End Date</u>
Small grains	October 15	March 1

STC's shall ensure that normal grazing periods are:

- established for all pasture or grazing crop types listed in subparagraph I as soon as possible
- loaded into the LFP Normal Grazing Period Table.

W Deceased Individuals and Dissolved Entities

Authority to sign contracts, applications, and other documents on behalf of an eligible participant who is now a deceased individual or a dissolved entity may vary according to State law. Payments may be made for eligible grazing losses suffered by an eligible livestock producer who is now a deceased individual or is a dissolved entity if a representative, who currently has authority to enter into a contract, on behalf of the participant, signs FSA-925.

Important: Proof of authority to sign for the eligible deceased individual or dissolved entity **must** be on file in the County Office before the representative is allowed to sign FSA-925 for the participant. Proof of authority includes any of the following:

- court order
- document approved by the OGC Regional Attorney
- letter from Secretary of State.

171 Eligibility Criteria (Continued)**W Deceased Individuals and Dissolved Entities (Continued)**

FSA-325 is:

- only used when it is requested that a payment earned by a deceased, missing, or incompetent program participant be issued in a name other than that of the deceased, missing, or declared incompetent program participant
- not applicable for determining who may file a program application for a deceased, incompetent, or missing individual.

State Office shall consult with the OGC Regional Attorney on the following types of cases:

- documentation submitted does **not** clearly establish authority to enter into a contract or application on behalf of the deceased individual, closed estate, or dissolved entity
- application from and request for issuing payments to heirs of a deceased individual without documentation provided that the heir establishes authority to enter into a contract or application on behalf of the deceased individual.

If a participant is now a dissolved general partnership or joint venture, all members of the general partnership or joint venture at the time of dissolution, or their duly authorized representatives **must** sign FSA-925.

Note: Only one FSA-925 will be submitted for payment for the general partnership or joint venture; however, all members **must** sign FSA-925.

See paragraph 184 for making payments to deceased individuals, closed estates, and dissolved entities.

172-180 (Reserved)

--Section 3 Payment Rates, Limitations, and Reductions*181 Payment Rates, Limitations, and Reductions****A Funding**

Because LFP is fully funded through the Disaster Trust Fund, a national factor is not applicable.

B 2008 Payment Limitation

For 2008, no “person”, as defined and determined under the provisions of 7 CFR Part 1400, as in effect for 2008, may receive more than \$100,000 total under LFP, ELAP, LIP, and SURE combined.

For 2008, determine “persons” according to 1-PL.

If a “person” determination for the participant for 2008 has:

- already been made for 2008 for which FSA-925 is submitted, use the same “person” determination for LFP purposes
- **not** been made for 2008 for which FSA-925 is submitted, COC shall:
 - obtain CCC-502 from the participant
 - make a “person” determination and notify participant according to 1-PL.

Notes: Actively engaged and cash-rent tenant provisions do **not** apply.

The amount of any payment for which a participant may be eligible under LFP, LIP, SURE, and ELAP may be reduced by any amount received by the participant for the same or any similar loss from a different source.--*

--181 Payment Rates, Limitations, and Reductions (Continued)*C 2009 and Subsequent Years Payment Limitation**

For 2009 and subsequent years, no person or legal entity, excluding a joint venture or general partnership, as determined by the rules in 7 CFR Part 1400, may receive, directly or indirectly, more than \$100,000 per program year total under LFP, ELAP, LIP, and SURE combined. For this purpose, both indirect and direct benefits are counted by attribution. In the case of a legal entity, the same payment is attributed to the direct payee in the full amount and those that have an indirect interest to the amount of the interest.

A determination of “persons” as defined by rules in effect for 2008 and prior years is not required for 2009 and subsequent years. However, CCC-901 will be required for legal entities to determine members of legal entities for direct attribution purposes.

Note: Direct attribution provisions in 4-PL apply for 2009 and subsequent years.

D 2008 AGI Provisions

In applying the limitation on average AGI for 2008, an individual or entity is ineligible for payment under LFP if the individual’s or entity’s average AGI exceeds \$2.5 million for 2007, 2006, and 2005 under the provisions in 7CFR Part 1400 in effect for 2008.

Note: The AGI provisions of 1-PL are applicable for 2008 LFP.

E 2009 and Subsequent Years AGI Provisions

For 2009 through 2011, the average AGI limitation provisions in 7 CFR Part 1400 relating to persons or legal entities, excluding joint ventures and general partnerships, with an average adjusted gross nonfarm income as defined in 7 CFR 1400.3 that exceeds \$500,000 will not be eligible for benefits under LFP.

Note: The AGI provisions of 4-PL are applicable for 2009 and subsequent years.--*

***--181 Payment Rates, Limitations, and Reductions (Continued)**

F Payment Reductions

Any payment for which the eligible livestock producer may be eligible under LFP may be reduced by any amount received by the eligible livestock producer for the same or similar loss.

An eligible livestock producer may elect to receive assistance for grazing losses because of drought conditions under subparagraph A or fire conditions under subparagraph B but not both for the same loss on the same grazing land or pasture land acres.

Other restrictions may apply, including but not limited to, those about:

- HEL and WC provisions
- grazing losses that are not related to a qualifying drought or fire condition.--*

182 Drought Payment Calculation**A General Payment Information**

An eligible livestock producer will be eligible to receive LFP payments for grazing losses because of a qualifying drought equal to 1, 2, or 3 times the monthly payment rate calculated according to subparagraph B.

To be eligible to receive a:

- 1-month payment, that is a payment equal to the monthly feed cost as determined according to subparagraph B, the eligible livestock producer must own or lease grazing land or pastureland that is physically located in a county that is rated a D2 severe drought (intensity) in any area of the county for at least 8 consecutive weeks during the normal *--grazing period for the specific type of grazing land or pastureland in the county--*
- 2-month payment, that is a payment equal to twice the monthly feed cost as determined according to subparagraph B, the eligible livestock producer must own or lease grazing land or pastureland that is physically located in a county that is rated at least a D3 (extreme drought) intensity in any area of the county at any time during the normal grazing period for the specific type of grazing land or pastureland for the county
- 3-month payment, that is a payment equal to three times the monthly feed cost as determined under subparagraph B, the eligible livestock producer must own or lease grazing land or pastureland that is physically located in a county that is rated a D3 (extreme drought) intensity in any area of the county for at least 4 weeks during the normal grazing period for the specific type of grazing land or pastureland for the county or is rated a D4 (exceptional drought) intensity in any area of the county at any time during the normal grazing period for the specific type of grazing land or pastureland for the county.

B LFP Monthly Payment Rate

The monthly payment rate will be equal to 60 percent of the lesser of either the monthly feed cost:

- for all covered livestock owned or leased by the eligible livestock producer
- calculated by using the normal carrying capacity of the eligible grazing land of the eligible livestock producer.

Total LFP payments to an eligible livestock producer in a calendar year for grazing losses because of qualifying drought will not exceed 3 monthly payments for the same livestock; that is, the maximum payment a producer can receive under LFP in a calendar year cannot exceed 3 times the same covered livestock's feed cost times 60 percent.

In the case of an eligible livestock producer that sold or otherwise disposed of covered livestock because of drought conditions in 1 or both of the 2 previous production years, the payment rate shall be equal to 80 percent of the monthly payment rate.

182 Drought Payment Calculation (Continued)

C Monthly Feed Cost Payment Rates For Covered Livestock

The monthly feed cost for covered livestock is based, in part, on the number of pounds of corn equivalent per head, as established by FSA, determined necessary to provide the energy requirements for the specific kind/type of livestock for 30 calendar days.

The following provides the monthly payment rate per head by covered livestock category.

*--

Kind	Type	Weight Range	Payment Rate Per Head			
			2008	2009	2010	2011
Alpacas	All		\$24.67	\$32.98	\$29.14	\$28.48
Beef	Adult	Cows and Bulls	\$29.96	\$40.04	\$35.37	\$34.57
	Nonadult	500 pounds or more	\$22.47	\$30.03	\$26.53	\$25.93
Buffalo/ Beefalo	Adult	Cows and Bulls	\$29.96	\$40.04	\$35.37	\$34.57
	Nonadult	500 pounds or more	\$22.47	\$30.03	\$26.53	\$25.93
Dairy	Adult	Cows and Bulls	\$77.88	\$104.09	\$91.97	\$89.89
	Nonadult	500 pounds or more	\$22.47	\$30.03	\$26.53	\$25.93
Deer	All		\$7.49	\$10.01	\$8.84	\$8.64
Elk		Less than 400 pounds	\$6.60	\$8.82	\$7.79	\$7.61
		400 pounds to 799 pounds	\$12.29	\$16.42	\$14.51	\$14.18
		800 pounds or more	\$16.18	\$21.62	\$19.10	\$18.67
Emus	All		\$15.33	\$20.49	\$18.10	\$17.69
Equine	All		\$22.17	\$29.63	\$26.18	\$25.58
Goats	All		\$7.49	\$10.01	\$8.84	\$8.64
Llamas	All		\$10.93	\$14.61	\$12.91	\$12.62
Poultry		Less than 3 pounds	\$0.19	\$0.25	\$0.22	\$0.22
		3 pounds to 7.9 pounds	\$0.38	\$0.50	\$0.45	\$0.44
		8 pounds or more	\$0.86	\$1.15	\$1.01	\$0.99
Reindeer	All		\$6.60	\$8.82	\$7.79	\$7.61
Sheep	All		\$7.49	\$10.01	\$8.84	\$8.64
Swine		Less than 45 pounds	\$0.89	\$1.19	\$1.05	\$1.03
		45 to 124 pounds	\$2.09	\$2.79	\$2.47	\$2.41
		125 to 234 pounds	\$3.60	\$4.81	\$4.25	\$4.15
	Boar	235 pounds or more	\$7.20	\$9.62	\$8.50	\$8.31
	Sow	235 pounds or more	\$12.29	\$16.42	\$14.51	\$14.18

--*

The monthly feed cost for covered livestock will be calculated by multiplying the monthly feed cost per head, from the table, times the number of eligible covered livestock.

Example: Participant A has 100 head of adult beef cattle that suffer a 2008 grazing loss because of a qualifying drought. The monthly feed cost for the 100 head of adult beef cattle equals the monthly payment rate, from the table, times 100 head.

100 (head) adult beef cattle x \$29.96 (monthly payment rate) = \$2,996 (monthly payment rate for adult beef cattle).

182 Drought Payment Calculation (Continued)

D Example of Monthly Payment Rate Calculation

The LFP monthly payment rate for losses because of qualifying drought are calculated at 60 percent of the smaller of step 1 or step 2 below as follows:

Step 1 The monthly feed cost for all covered livestock calculated by multiplying the monthly feed cost payment rate for each specific kind, type and weight range from the table in subparagraph C, times the number of head of eligible covered livestock for each specific kind/type and weight range of livestock and totaling the result.

Example: Participant has 100 head of adult beef cattle that suffer a grazing loss because of a qualifying drought. The monthly feed cost for the 100 head of adult beef cattle equals the monthly payment rate from the table in subparagraph C times the number of head of eligible covered livestock.

100 (head) adult beef cattle x \$29.96 (monthly payment rate per head) = \$2,996 (monthly feed cost payment rate for adult beef cattle).

Step 2 Monthly feed cost based on normal carrying capacity of the eligible grazing land is calculated by dividing the number of eligible grazing land or pastureland acres of the specific type of grazing land by the normal carrying capacity of the specific type of eligible grazing land or pastureland, times 30 days, times the daily feed cost.

Example: 1,000 acres eligible grazing land/5 acres per AU normal carrying capacity x \$.9985 (daily feed cost) x 30 days = \$5991 (monthly feed cost using normal carrying capacity).

The LFP monthly payment rate is 60 percent of the smaller of step 1, monthly feed cost for covered livestock or step 2, monthly feed cost using normal carrying capacity. In this example, the monthly feed cost for covered livestock in step 1 is smaller. The livestock producer's monthly payment rate is calculated as follows.

$\$2996 \times .60 = \$1,798$ (monthly payment rate for LFP grazing loss)

An eligible producer can only receive a maximum of 3 monthly payments for the same covered livestock during the calendar year regardless of how many different drought *-intensity ratings the county receives; that is, the maximum payment a producer can receive under LFP in a calendar year cannot exceed 3 times the same covered livestock's feed cost times 60 percent.

Example: Producer A owns 100 head of adult beef cattle. The maximum payment amount Producer A can receive under LFP during the calendar year for the 100 head of adult beef is:

Livestock Monthly Feed Cost for the 100 Head of Adult Beef Cattle x 3 x 60%.*

***--183 Drought Fire Payment Calculation**

A Payment Calculation under Fire

An eligible livestock producer will be eligible to receive compensation for grazing losses because of fire on Federally managed lands. The payment begins on the first day the permitted livestock are prohibited from grazing the eligible rangeland and ending on the earlier of the last day of the Federal lease of the eligible livestock producer or the day that would make the period a 180 calendar day period. The payment rate is 50 percent of the monthly feed cost for the number of days the producer is prohibited from grazing the managed rangeland because of a qualifying fire, not to exceed 180 calendar days.

A producer’s payment for losses suffered because of a qualifying fire on Federally-managed rangeland for which the producer is prohibited from grazing the normal permitted livestock is calculated according to the following.

Step	Action
1	<p>Calculate the total maximum payment according to the following.</p> <p>Permitted AU’s x normal permitted grazing days (NTE 180 calendar days) x daily AUD payment rate x 50 percent (statutory factor) = maximum payment amount.</p> <p>Example: 100 (permitted AU’s) x 180 calendar days (normal permitted grazing days) x \$.9985 (daily AUD rate) x 50 percent = \$8,987 (maximum payment amount)</p>
2	<p>Calculate the value of the reduced grazing (reduced AU’s and grazing days) because of the fire according to the following.</p> <p>Reduced AU’s x Reduced Grazing Days x daily AUD payment rate x 50 percent = value of reduction because of fire.</p> <p>Example: 75 (reduced AU’s) x 110 (reduced grazing days) x \$.9985 (daily AUD rate) = \$4119 (value of reduced grazing)</p>
3	<p>Issue payment to producer based on the smaller of step 1 or step 2.</p> <p>Example: Smaller of step 1 or step 2 is step 2; therefore, the producers calculated payment, because of a qualifying fire is \$4,119.</p> <p>Note: The payment the producer receives cannot exceed the maximum payment amount.</p>

--*

184 General Payment Information

A Assignments and Offsets

For LFP, County Offices shall:

- accept assignments according to 63-FI
- apply offsets according to 58-FI.

B Issuing Payments to Deceased Individuals, Closed Estates, and Dissolved Entities

LFP payments for FSA-925’s involving deceased individuals, closed estates, or dissolved entities shall be made according to the following, provided all other eligibility requirements are met.

IF the participant is an...	AND FSA-925 is signed by an authorized representative of the...	THEN payments shall be issued...
individual who died before FSA-925 was filed	deceased according to *--subparagraph 171 W	to any of the following, as applicable, using the ID number of the participant: <ul style="list-style-type: none"> • the deceased individual • the individual’s estate • the heirs, based on OGC determination, according to 1-CM, Part 26.
estate that closed before FSA-925 was filed	estate according to subparagraph 171 W	
entity that dissolved before FSA-925 was filed	dissolved entity according to subparagraph 171 W--*	using the ID number of the participant.
individual who dies, is declared incompetent, or is missing after filing FSA-925		to eligible payees executing FSA-325 according to 1-CM, paragraph 779.

Note: FSA-325 is only used when it is requested that a payment earned by a deceased, missing, or incompetent program participant be issued in a name other than that of the deceased, missing, or incompetent program participant.

***--184 General Payment Information (Continued)**

C 2008 Payment Eligibility Requirements

A participant must meet all the following for 2008 calendar year losses before a payment shall be issued:

- CCC-502 on file and “person” determination according to 1-PL
- AD-1026 on file according to 6-CP
- not be in violation of fraud provisions, including FCIC fraud provisions according to 1-CM and 3-PL
- compliance with:
 - average AGI provisions according to 1-PL
 - controlled substance provisions according to 1-CM.

Note: See subparagraph:

- 181 B for more information about CCC-502
- E for more information about AD-1026.

County Offices shall record determinations for the applicable criteria in the web-based eligibility system according to 3-PL.--*

***--184 General Payment Information (Continued)**

D 2009 and Subsequent Years Payment Eligibility Requirements

A participant must meet all the following for 2009 and subsequent calendar year losses before a payment shall be issued:

- CCC-901 on file for legal entities according to 4-PL
- AD-1026 on file according to 6-CP
- not be in violation of fraud provisions, including FCIC fraud provisions, according to 1-CM and 3-PL (Rev. 1)
- compliance with:
 - average AGI provisions according to 4-PL
 - controlled substance provisions according to 1-CM.

Note: See subparagraph:

- 181 C for more information about CCC-901
- E for more information about AD-1026.

County Offices shall record determinations for the applicable criteria in the web-based eligibility system according to 3-PL (Rev. 1).--*

--184 General Payment Information (Continued)*E Conservation Compliance Provisions**

AD-1026 applicable to the year for which LFP benefits are requested must be on file for the participant according to 6-CP.

If AD-1026 applicable for the year for which LFP benefits are requested is:

- already on file for the participant, and affiliates, if applicable, it is not necessary to obtain a new AD-1026 for LFP
- not on file for the participant, and affiliates, if applicable, County Office shall obtain a completed AD-1026 applicable to the year for which LFP benefits are requested.

If a new AD-1026 is required to be filed, payments may be issued to eligible participants upon signing in AD-1026, item 12. It is not necessary to withhold payments pending NRCS HEL or WC determinations. The continuous certification statement on AD-1026 requires participants to refund program payments if an NRCS determination results in the discovery of a HELC/WC violation.

F Prevention of Improper Payments

IPIA requires Federal agencies to evaluate programs to determine whether internal controls are sufficient to prevent improper payments. County Offices shall take all steps necessary to ensure that program and payment eligibility requirements have been met before issuing any payments.

***--Note:** See Exhibit 13 for additional information about FSA-770 LFP.--*

G Definition of Improper Payment

OMB defines an improper payment as any payment that should **not** have been issued or was issued in an incorrect amount under statutory, contractual, administrative, or other legally applicable requirement.--*

185-199 (Reserved)

Section 4 Applying for Benefits

200 Applying for Benefits

A FSA-925 Process

To apply for LFP, the participant that suffered eligible grazing losses because of a qualifying drought or fire:

- during 2008, must submit a completed FSA-925 and required supporting documentation to **their administrative County Office no later than** December 10, 2009
- during 2009 and later years, must submit a completed application for payment and required supporting documentation to the administrative County Office no later than 30 calendar days after the end of the calendar year in which the grazing loss occurred.

Note: A minor child is eligible to file FSA-925, if all eligibility requirements are met.

Producers that that suffer grazing losses because of additional grazing types being affected by drought or fire during the calendar year may file multiple FSA-925's for payment. Other documentation is required for a complete FSA-925.

--Complete FSA-925 in the web-based software according to Part 7.--

State and County Offices shall not develop, design, or use any forms, worksheets, applications, or other documents to obtain or collect the data required from participants to complete FSA-925.

FSA-925's for LFP will be based on the following:

- administrative county (physical location county)
- calendar year
- participant.

If at any point the administrative county (physical location county), calendar year, or participant is different, a separate FSA-925 **must** be filed.

FSA-925's shall be filed by eligible livestock producers in **their administrative County Office**. The administrative County Office is the County Office designated by FSA to:

- handle official records
- issue payment to eligible livestock producers
- make determinations.

--200 Applying for Benefits (Continued)*A FSA-925 Process (Continued)**

An eligible livestock producer's administrative County Office is generally the County Office where the eligible livestock producer's farm records are maintained. FSA does have provisions in 2-CM and 3-CM that will allow farms to be transferred to other counties; therefore, some farms may be administratively located in a county where the farm is not physically located.

LFP applications will be filed in the participant's administrative county by physical county location.

When a participant has a percentage share interest in a livestock operation with an associated participant that is physically located in the same county in the same calendar year, the total eligible livestock for each participant shall be listed on separate FSA-925's based on each participant's share in the livestock operation

Example: Jane Jones has livestock interests in Castro County in calendar year 2008, and certified grazing losses because of a qualifying drought. Jane Jones is a 50-50 share owner with Bill Green of 100 adult beef cows in Castro County. Jane Jones and Bill Green, as individuals, each have a 50 percent interest in 100 head of beef cattle.

The following two FSA-925's would be filed in Castro County, Texas for calendar year 2008, assuming all participants file FSA-925 for the eligible livestock, and none of the participants have any other livestock interests.

- One FSA-925 for Jane Jones that includes 100 head of beef cattle from the operation shared with Bill Green with a share of 50 percent.
- One FSA-925 for Bill Green for 100 head of beef cattle from the operation he shares with Jane Jones with a share of 50 percent.--*

--200 Applying for Benefits (Continued)*A FSA-925 Process (Continued)**

When, in the same calendar year, a participant has a percentage share interest with different associated producers in multiple livestock operations that are physically located in the same county, the eligible livestock for each participant shall be listed separately on FSA-925's based on each participant's share.

Example: Sammy Smith has the following livestock interests in Motley County, Texas and suffered grazing losses for calendar year 2008.

- 50-50 owner share of an eligible beef cow herd with Bill Brown. Sammy Smith and Bill Brown, as individuals, each have a 50 percent interest in 100 head of beef cows
- 75-25 owner share of a beef cattle herd with Martha Green. Sammy Smith and Martha Green jointly own the beef cattle as individuals on 75-25 percent share interest in 200 head of beef cows
- 25-50-25 owner share of a beef cattle herd with Bob Black and Mike White. Sammy Smith, Bob Black, and Mike White have a 25-50-25 percent interest, respectively, in 300 head of beef cows.--*

--200 Applying for Benefits (Continued)*A FSA-925 Process (Continued)**

The following five FSA-925's would be filed in Motley County, Texas, the administrative county for calendar year 2008, assuming all participants file FSA-925 for the eligible livestock, and none of the participants have any other livestock interests.

- one FSA-925 for Sammy Smith that includes **all** of the following:
 - 100 eligible adult beef cows from the operation he shares with Bill Brown with a share of 50 percent
 - 200 eligible adult beef cows from the operation he shares with Martha Green with a share of 75 percent
 - 300 eligible adult beef cows from the operation he shares with Bob Black and Mike White with a share 25 percent.
- One FSA-925 for Bill Brown that includes 100 eligible adult beef cows from the operation he shares with Sammy Smith with a share of 50 percent.
- One FSA-925 for Martha Green that includes 200 eligible adult beef cows from the operation she shares with Sammy Smith with a share of 25 percent.
- One FSA-925 for Bob Black that includes 300 eligible adult beef cows from the operation he shares with Sammy Smith and Mike White with a 50 percent share.
- One FSA-925 for Mike White that includes 300 eligible adult beef cows from the operation he shares with Sammy Smith and Bob Black with a 25 percent share.--*

200 Applying for Benefits (Continued)

B Signing and Certifying FSA-925

When signing FSA-925, item 42A, the participant is:

- applying for LFP benefits for the participant listed on FSA-925, item 6
- certifying **all** of the following:
 - information provided on FSA-925 is true and correct
 - livestock claimed on FSA-925 are eligible livestock according to subparagraph 171 E
 - all supporting documentation provided are true and correct copies of the transaction reported
 - that an eligible grazing loss occurred because of a qualifying drought or fire on Federally managed grazing land for which the producer was prohibited from grazing the normal permitted livestock on the Federally managed rangeland
 - *--physical location and date of qualifying fire condition, if applicable--*
 - the physical location of the:
 - claimed livestock on the beginning date of the qualifying grazing loss condition
 - participant's current livestock inventory
 - the names of all other producers that have an interest in the claimed livestock, including their share
 - risk management purchase requirement have been met or a waiver of the risk management purchase requirement was waived has been approved
- authorizing FSA officials to:
 - enter upon, inspect, and verify all applicable livestock and acreage in which the participant has an interest for the purpose of confirming the accuracy of the information provided
 - review, verify, and authenticate all information provided on FSA-925 and supporting documents
 - contact other agencies, organizations, or facilities to verify data provided by an participant from such agencies, organizations, or facilities

--200 Applying for Benefits (Continued)*B Signing and Certifying FSA-925 (Continued)**

- acknowledging that:
 - failure to provide information requested by FSA is cause for disapproval of FSA-925
 - providing a false certification to FSA is cause for disapproval of FSA-925, and is punishable by imprisonment, fines, and other penalties.

Note: Participants who receive assistance must keep records and supporting documentation for 3 years following the end of the year in which FSA-925 for payment was filed.

C Signature Requirements

All participants' signatures **must** be received by no later than:

- December 10, 2009, for 2008 calendar year applications for payment
- 30 calendar days after the end of the calendar year in which the grazing loss occurred for 2009 and subsequent calendar year applications for payment.

STC or COC do **not** have authority to approve late-filed FSA-925.

See 1-CM for signature requirements.

Important: 1-CM, Part 25 provides signature requirements for general partnerships. County Offices shall see 1-CM for signature requirements for general partnerships.

Note: General partnerships must have a permanent tax ID number to receive any FSA payment. FSA payments shall not be issued to the individual members of a general partnership.

FSA payments may be issued to:

- a joint venture with a permanent tax ID number
- the individual members of a joint venture, using the individual member's ID numbers, when the joint venture does not have a permanent tax ID number.--*

200 Applying for Benefits (Continued)**D Printing and Reviewing FSA-925**

* * * After all information is entered into the automated system, County Offices shall:

- print an automated FSA-925
- if a manual FSA-925 was submitted:
 - attach the manual FSA-925 to the automated FSA-925
 - conduct a second party review of all data on the automated FSA-925 to ensure that all data is the same on both the manual and automated FSA-925.

Important: The individual conducting the second party review shall:

- not be the same individual who entered the data into the automated system
- initial and date automated FSA-925 to indicate second party review has been completed.

***--Note:** Manual FSA-925's shall only be taken if the automated system is not operational or available at the time of application. DD shall conduct second party reviews for all manual FSA-925's submitted on or after May 24, 2010, to ensure that manual FSA-925's are loaded in the automated system within 5 workdays from the date the participant signs. DD shall document this review by spot-checking the applicable FSA-770 LFP.--*

200 Applying for Benefits (Continued)**F Supporting Documents**

All supporting documents **must** be completed by the participant and on file in the County Office before FSA-925 may be approved.

For 2008 calendar year losses, the participant must have provided the following to the County Office by no later than December 10, 2009:

- report of acreage for the grazing land incurring losses according to 2-CP

Note: FSA-578, item 17 shall not be revised according to 2-CP.

- evidence that grazing land is owned or leased
- evidence of meeting risk management purchase requirements or an approved waiver.

For 2009 and subsequent year calendar year losses, the participant must provide the following supporting documentation to the County Office by no later than 30 calendar days after the end of the calendar year for which benefits are requested:

- report of acreage for the grazing land incurring losses according to 2-CP

Note: FSA-578, item 17 shall **not** be revised according to 2-CP.

- evidence that grazing land is owned or leased
- evidence of meeting risk management purchase requirement or an approved waiver.

Additional supporting documents including, but not limited to, the following must be completed by the participant and be on file in the County Office before FSA-925 can be approved:

- CCC-502, applicable for 2008 calendar year
- CCC-901, applicable for 2009 and subsequent years
- AD-1026, applicable for 2008, 2009, 2010, and 2011

200 Applying for Benefits (Continued)**F Supporting Documents (Continued)**

- CCC-526 or other acceptable document according to 1-PL to determine compliance with average AGI provisions for 2008
- CCC-926, or other acceptable document according to 4-PL to determine compliance with average AGI provisions for:
 - *--2009 and 2010
 - 2011, if CCC-926 was filed before September 1, 2011
- CCC-931 or other acceptable documentation according to 4-PL to determine compliance with average AGI provisions, if CCC-926 was **not** filed before September 1, 2011--*
- copy of contract grower contracts
- evidence that participant is prohibited by the Federal agency from grazing the normal permitted livestock on the managed rangeland because of a fire.

201 Acting on FSA-925**A Approving FSA-925**

COC or CED **must** act on **all** completed and signed FSA-925's submitted.

Note: CED's may delegate approval authority to program technicians for routine cases. Program technicians shall **not** be delegated authority to disapprove any FSA-925.

Important: DD review of initial FSA-925's **must** be completed according to subparagraph D before FSA-925's may be approved or disapproved.

FSA-925 shall be approved or disapproved as certified by the participant. When more than 1 type of livestock is claimed, FSA-925 shall be approved or disapproved based on all livestock claimed. However, COC does have authority to make adjustments to certain information reported on FSA-925 when documentation warrants making adjustments.

Example: Jim Brown files FSA-925 that includes 100 adult beef cows reported in item 14. COC has documentation that only 98 adult beef cows meet eligibility requirements as eligible covered livestock in inventory on the beginning date of the qualifying drought. In this case, on FSA-925, COC can enter "98" in item 18 for adult beef cows and then approve FSA-925 for the 98 eligible adult beef cows. Jim Brown would be provided appeal rights according to 1-APP for the 2 adult beef cows not used in the calculation of LFP benefits.

***--201 Acting on FSA-925 (Continued)**

A Approving FSA-925 (Continued)

Before approving FSA-925, COC or CED **must**:

- ensure that **all** program eligibility requirements are met
- be satisfied with **all** the following:
 - livestock claimed are eligible livestock according to subparagraph 171 E
 - risk management purchase requirements have been met or a waiver has been approved
 - all forage information entered on the application meets eligibility requirements according to paragraph 171
 - participant is an eligible livestock producer according to subparagraph 171 H
 - reasonableness of the number and type of livestock claimed
 - all signature requirements are met.

Note: See subparagraph B when:

- COC or CED questions any data provided by participant
- disapproving FSA-925.--*

--201 Acting on FSA-925 (Continued)*B Disapproving FSA-925**

COC or CED **must** act on all completed and signed FSA-925's submitted.

Note: CED's may delegate approval authority to program technicians for routine cases. Program technicians shall **not** be delegated authority to disapprove any FSA-925.

Important: DD review of initial FSA-925's must be completed according to subparagraph D before FSA-925's may be approved or disapproved.

FSA-925 shall be approved or disapproved as certified by the participant. When more than 1 type of livestock is claimed, FSA-925 shall be approved or disapproved based on all livestock claimed. However, COC does have authority to make adjustments to certain information reported on FSA-925 when documentation warrants making adjustments.

Example: Jim Brown files FSA-925 that includes 100 adult beef cows reported in item 14. COC has documentation that only 98 adult beef cows meet eligibility requirements as eligible covered livestock in inventory on the beginning date of the qualifying drought. In this case, on FSA-925, COC can enter "98" in item 18, for adult beef cows and then approve FSA-925 for the 98 eligible adult beef cows. Jim Brown would be provided appeal rights according to 1-APP for the 2 adult beef cows not used in the calculation of LFP benefits.

If it is determined that any information provided on FSA-925 is not reasonable or is questionable, additional verifiable documentation or evidence shall be requested from the participant, in writing, to support the data provided. Other agencies, organizations, or facilities may also be contacted to verify information provided by participants.

Important: See subparagraph C when contacting other agencies, organizations, or facilities to verify information provided by participants.

Exception: COC's shall **not** require tax records; however, participant may voluntarily provide tax records.

If all program eligibility requirements are **not** met, it is determined that the information on FSA-925 or any additional supporting documentation provided by participant is **not** accurate or reasonable, then the following actions shall be taken:

- disapprove FSA-925
- notify participant of disapproval
- provide participant applicable appeal rights according to 1-APP
- thoroughly document reason for disapproval in COC minutes, if disapproved by COC.--*

201 Acting on FSA-925 (Continued)**C Verifying Data With Other Agencies, Organizations, or Facilities**

When contacting agencies, organizations, or facilities to verify data provided by a participant, the County Office shall be specific in the information requested. The request should include, but is not limited to, the following:

- participant's name and address
- animal kind and type
- why the request is being made
- what information is being requested.

D DD Review and Report of Initial FSA-925's

DD's shall review the first five FSA-925's submitted, for both qualifying drought conditions and fire conditions, in each Service Center before approval. The review shall include the following:

- ensuring that separate FSA-925's are submitted by participant and physical location County Office
- signature requirements, including power of attorney, are met
- no State or County Office developed forms, worksheets, applications, or other documents are being used to obtain or collect the data required from participants
- supporting data required for payment eligibility is properly completed and on file; such as *-CCC-901; CCC-926 or CCC-931, as applicable; CCC-502; AD-1026; and accurate--* subsidiary and SCIMS data.

Within 10 workdays of completing the review, DD shall provide a written report to SED describing the review findings, including a list of errors discovered, and the overall status of the implementation of LFP in the County Office.

DD review of the initial FSA-925's and supporting documentation submitted is critical to ensuring LFP is being administered according to the procedures provided in this handbook and the regulations in 7 CFR Part 760, Subparts B and D.

Reviewing the initial FSA-925's and supporting documentation in a timely manner:

- identifies possible weaknesses in the administration of LFP that may be resolved by additional training, clarified procedures, or modified software
- prevents numerous participants from being impacted by erroneous LFP administration
- allows corrections to be made in a timely manner before erroneous payments are issued.

***--202 FSA-925, Livestock Forage Disaster Program Application**

A Completing Manual FSA-925

Complete FSA-925 according to the following.

Item	Instruction
1	Enter State and county code. Note: This is the physical location of the county in which the loss occurred.
2	Enter the calendar year the loss of grazing occurred. Note: If the pasture type is a small grains for grazing crop, enter the calendar year as the calendar year of when the normal grazing period for the small grains ends. Example: The producer claims to have suffered a grazing loss for wheat reported as intended for grazing. The normal grazing period for wheat is October 1, 2007, through March 1, 2008. The calendar year the producer would file an application for payment would be 2008.
3	Enter County Office name. Note: This is the physical County Office location where the participant's loss occurred.
4	Enter date of application.
5	Enter the application number. Note: This is an automated system assigned number.
Part A - Producer Information	
6	Enter the producer's name and address.
Part B - Disaster Information	
7	Check (✓) the appropriate box or boxes to indicate the type of qualifying disaster condition(s) causing the grazing loss. Indicate whether the grazing loss is a result of drought, fire, or both. If: <ul style="list-style-type: none"> • fire is checked, go to item 8 • drought is checked, go to item 9. Note: A producer cannot receive assistance for grazing losses because of drought and fire on the same acres.
8	Enter the date and location of the qualifying fire condition(s) that occurred on Federal managed rangelands only , for which the producer is prohibited by the Federal agency from grazing the normal permitted livestock covered by the Federal lease. Leave item 8 blank if fire was not selected as a qualifying grazing loss condition in item 7. Each date and location of a qualifying fire condition will be sequentially numbered, starting with 1. This will be used to identify the fire event number(s), by occurrence in Part D, item 30.

--*

*--202 FSA-925, Livestock Forage Disaster Program Application (Continued)

A Completing Manual FSA-925 (Continued)

Item	Instruction								
Part C - Livestock Information									
9	<p>Enter the physical location of the covered livestock on the beginning date of the qualifying grazing loss condition in item 7. Include the name of the county where the grazing loss occurred.</p> <p>Example: Livestock located in Bolivar County, MS, Farm 1234. Grazing loss occurred in Bolivar County, MS, Farm 1234.</p>								
10	<p>Enter current physical location of covered livestock in inventory.</p> <p>Example: Bolivar County; MS, Farm 1234.</p>								
11	<p>Enter associated producers who had an ownership share, contract grower share, or cash lease share of any of the eligible covered livestock in item 13 during the 60 calendar days before the beginning date of the applicable qualifying grazing loss condition(s) in item 7 and indicate their share. If application is solely for a fire condition, go to item 30.</p>								
12	<p>Enter a sequential corresponding number to be associated to each livestock kind, type, and weight range to be entered in item 13 will be assigned by the automated system.</p> <p>Example:</p> <table border="0" style="margin-left: 40px;"> <tr> <td style="text-align: center;"><u>Item 12</u></td> <td style="text-align: center;"><u>Item 13</u></td> </tr> <tr> <td style="text-align: center;">1</td> <td>Adult Beef Cattle</td> </tr> <tr> <td style="text-align: center;">2</td> <td>Nonadult Beef Cattle > 500 lbs.</td> </tr> <tr> <td style="text-align: center;">3</td> <td>Equine</td> </tr> </table> <p>Note: An entry is only required in this field for those livestock that are or would have been grazing the drought affected pasture or grazing land.</p>	<u>Item 12</u>	<u>Item 13</u>	1	Adult Beef Cattle	2	Nonadult Beef Cattle > 500 lbs.	3	Equine
<u>Item 12</u>	<u>Item 13</u>								
1	Adult Beef Cattle								
2	Nonadult Beef Cattle > 500 lbs.								
3	Equine								
13	<p>Enter the covered livestock by kind, type, and weight range that were owned/leased by the producer or that the producer was a contract grower of during the 60 calendar days before the beginning date of the applicable qualifying grazing loss condition(s) in item 7.</p> <p>Note: Livestock kind, type, and weight range can be obtained from the local FSA office or LFP Fact Sheet available at http://disaster.fsa.usda.gov.</p>								
14	<p>Enter the number of covered livestock owned/leased by the producer or that the producer was a contract grower of that was in inventory 60 calendar days before the beginning date of the applicable qualifying grazing loss condition(s) in item 7.</p>								

--*

202 FSA-925, Livestock Forage Disaster Program Application (Continued)

A Completing Manual FSA-925 (Continued)

Item	Instruction
15	<p data-bbox="391 323 1390 394">Enter the number of covered livestock that were sold or otherwise disposed of because of a qualifying drought condition during the current production year.</p> <p data-bbox="391 436 1406 508">Note: The current production year is defined as the calendar year in which the grazing loss occurred for which benefits are being requested.</p> <p data-bbox="391 548 1472 905">Example 1: The normal grazing period for the specific type of grazing land (native pasture) is May 15, 2008, through November 1, 2008. The D2 designation occurred on August 14, 2008. The beginning date of the qualifying drought condition (8-week period) is June 15, 2008. The producer sold 48 head of livestock on April 17, 2008, because of drought conditions. The 48 head of livestock were sold within the current calendar year during the 60 calendar days before the beginning date of the qualifying drought condition and would be considered mitigated livestock in the current production year. The 48 head of livestock would be entered in item 15.</p> <p data-bbox="391 947 1472 1451">Example 2: The county has 2 established grazing periods within the current production year, October 1, 2007, through March 30, 2008, for small grains and May 15, 2008, through November 1, 2008, for native pasture. A D2 designation occurred on January 1, 2008, for small grains. The beginning date of the qualifying drought condition (8-week period) is November 1, 2007. The producer sold 50 head of livestock on September 4, 2007, and sold 120 head of livestock on April April 15, 2008, because of drought conditions. If the 50 head that were sold were livestock that would have grazed the small grain acreage, then the livestock would be considered current production year mitigated livestock and would be entered in item 15. The 120 head of livestock sold on April 15, 2008, would be considered current year inventory (not current year mitigated) and would be entered in item 14.</p> <p data-bbox="391 1493 1472 1850">Example 3: The county has 2 established grazing periods within the current production year, October 1, 2007, through March 30, 2008, for small grains and May 15, 2008, through November 1, 2008 for native pasture. The D2 designation occurred on October 14, 2008. The beginning date of the qualifying drought condition (8-week period) began on August 15, 2008 for native pasture. The producer sold 120 head of livestock on July 15, 2008, because of drought conditions. The 120 head of livestock sold in July 2008 would be considered mitigated in the current production year and would be entered in item 15.</p>

*--202 FSA-925, Livestock Forage Disaster Program Application (Continued)

A Completing Manual FSA-925 (Continued)

Item	Instruction
16	<p>Enter the number of mitigated livestock that were sold because of drought in either 1 or both of the prior production years.</p> <p>Example 1: The county’s grazing period for native pasture is May 15, 2008, through November 1, 2008. The D2 designation occurred on August 14, 2008. The beginning date of the qualifying drought condition (8-week period) began on June 15, 2008. The producer sold 75 head of livestock on February 1, 2006, because of a drought in 2006 and sold 20 head of livestock on April 1, 2007, because of the drought conditions in 2007. The 95 head of livestock were sold in both of the prior production years because of drought conditions in those years and would be considered mitigated livestock in the 2 prior production years and would be entered in item 16.</p>
17	<p>Enter the producer’s ownership, cash lease, or contract grower share in the livestock entered in item 14, 15, or 16 on the beginning date of the applicable grazing loss events for which a grazing loss was suffered.</p>
18	<p>COC shall enter the adjusted current year inventory, if applicable.</p> <p>Note: An entry is only required when COC determines a current year inventory different than the current year inventory certified to by the producer.</p> <p>The producer shall be provided applicable appeal rights according to 1-APP if an entry is entered in item 18.</p>
19	<p>COC shall enter the adjusted current year mitigated, if applicable.</p> <p>Note: An entry is only required when COC determines a current year mitigated different than the current year mitigated certified to by the producer.</p> <p>The producer shall be provided applicable appeal rights according to 1-APP if an entry is entered in item 19.</p>
20	<p>COC shall enter the adjusted prior years mitigated, if applicable.</p> <p>Note: An entry is only required when COC determines different prior years mitigated than the prior years mitigated certified to by the producer.</p> <p>The producer shall be provided applicable appeal rights according to 1-APP if an entry is entered in item 20.</p>

--*

*--202 FSA-925, Livestock Forage Disaster Program Application (Continued)

A Completing Manual FSA-925 (Continued)

Item	Instruction												
Part D - Forage Information Drought													
21	<p>Enter the livestock number or numbers from item 12 for each livestock kind/type and weight range that are grazing or would have been grazing the specific type of pasture entered in item 22.</p> <p>Example: Adult beef cattle, nonadult beef cattle weighing over 500 pounds, and equine are grazing the native pasture.</p> <table style="margin-left: auto; margin-right: auto;"> <tr> <td style="text-align: center;"><u>Item 12</u></td> <td style="text-align: center;"><u>Item 13</u></td> <td style="text-align: center;"><u>Item 21</u></td> </tr> <tr> <td style="text-align: center;">1</td> <td style="text-align: center;">Adult Beef Cattle</td> <td style="text-align: center;">1, 2, 3</td> </tr> <tr> <td style="text-align: center;">2</td> <td style="text-align: center;">Nonadult Beef Cattle > 500</td> <td></td> </tr> <tr> <td style="text-align: center;">3</td> <td style="text-align: center;">Equine</td> <td></td> </tr> </table>	<u>Item 12</u>	<u>Item 13</u>	<u>Item 21</u>	1	Adult Beef Cattle	1, 2, 3	2	Nonadult Beef Cattle > 500		3	Equine	
<u>Item 12</u>	<u>Item 13</u>	<u>Item 21</u>											
1	Adult Beef Cattle	1, 2, 3											
2	Nonadult Beef Cattle > 500												
3	Equine												
22	<p>Enter all pasture types for owned or cash leased land normally used in the operation to support eligible covered livestock during the qualifying drought condition grazing loss event(s) for the applicable livestock number(s).</p> <p>Pasture types include the following:</p> <ul style="list-style-type: none"> • native • improved • forage sorghum • small grains. <p>Note: Only enter pasture types for Federal or State land if the agreement is by the acre and does not provide for an allotted number of AU or AUM that can be grazed for an established period of time.</p>												

--*

*--202 FSA-925, Livestock Forage Disaster Program Application (Continued)

A Completing Manual FSA-925 (Continued)

Step	Instruction
23	<p>Enter the acres, by physical location county, associated with each pasture type entered in item 22.</p> <p>Note If multiple participants are using the same pasture acres for their livestock, the acres must be prorated.</p> <p>Example 1: Participant A has 200 head of eligible livestock and Participant B has 75 head, a total of 275 head grazing the same 500 pasture acres.</p> <p>Calculate prorated acres according to the following.</p> <p>Participant A: $200 \text{ head} / 275 \text{ head} = .7273$ Participant B: $75 \text{ head} / 275 \text{ head} = .2727$</p> <p>$.7273 \times 500 \text{ ac.} = 363.7$ total acres for Participant A $.2727 \times 500 \text{ ac.} = 136.3$ total acres for Participant B.</p> <p>Example 2: Participant A and Participant B have a 50-50 owner share in 200 head of eligible livestock. The 200 head of eligible livestock graze 500 acres of native pasture.</p> <p>Calculate prorated acres according to the following.</p> <p>$.5000 \times 500 \text{ ac.} = 250$ total acres for Participant A $.5000 \times 500 \text{ ac.} = 250$ total acres for Participant B</p>
24	<p>County Office shall enter the applicable carrying capacity for the specific type of pasture entered in item 22.</p>
25	<p>COC shall enter the adjusted acres, if applicable.</p> <p>Note: An entry is only required when COC determines acres different than the acres certified to by the producer.</p> <p>The producer shall be provided applicable appeal rights according to 1-APP if an entry is entered in item 25.</p>
26	<p>Enter the livestock number or numbers from item 12 for each livestock kind/type and weight range that are grazing or would have been grazing the specific type of pasture entered in item 27.</p>

--*

202 FSA-925, Livestock Forage Disaster Program Application (Continued)

A Completing Manual FSA-925 (Continued)

Item	Instruction
27	<p>Enter all pasture types for AUM or AU leased land normally used in the operation to support eligible covered livestock during the applicable drought grazing loss condition for the livestock number(s) entered in item 26.</p> <p>Pasture types include the following:</p> <ul style="list-style-type: none"> • native • improved • forage sorghum • small grains. <p>Note: Only enter pasture types for privately leased, Federal, or State land that provide for an allotted number of AU's or AUM's that can be grazed for an established period of time. Pasture types for Federal and State leases expressed in acres and not AU's or AUM's for an established period of time shall be entered in item 22.</p>
28	<p>Enter the number of AU's allowed by the pasture type entered in item 27.</p> <p>Example 1: Grazing Permit allows the producer to graze 150 AU's from September 1 through December 31 for a total of 600 AUM's. The number of AU's to enter in item 27 would be 150 AU's.</p> <p>Example 2: Grazing Permit allows the producer to graze 500 AUM's for a 5-month grazing period. The total number of AU's entered in item 27 would be 100 AU's. 500 AUM's/5 months = 100 AU's.</p> <p>Important: Ensure that AU's for each specific animal type are converted to an AU equivalent. See Exhibit 16.</p> <p>Example: 100 sheep x .25 AU's = 25 AU's.</p>
29	<p>COC shall enter the adjusted AU's, if applicable.</p> <p>Note: An entry is only required when COC determines AU's different than the AU's certified to by the producer in item 28.</p> <p>The producer shall be provided applicable appeal rights according to 1-APP if an entry is entered in item 29.</p>
<p>*--Part E - Forage Information Fire--*</p>	
30	<p>Enter the fire event number that corresponds to the fire event number listed in item 8.</p>
31	<p>Manually assign a pasture number to each fire event.</p> <p>Note: Multiple fire events may be associated to the same pasture number.</p>

*--202 FSA-925, Livestock Forage Disaster Program Application (Continued)

A Completing Manual FSA-925 (Continued)

Item	Instruction
32	<p>ENTER “rangeland” as the pasture type for all rangeland that is managed by a Federal agency (i.e.: BIA, BLM, FS, etc.) that was affected by fire for which the eligible producer is prohibited by the Federal agency from grazing the normal permitted livestock on the managed rangeland because of fire.</p> <p>Note: Grazing losses on private or State rangelands managed by a Federal agency because of fire for which an eligible producer is prohibited by the Federal agency from grazing the normal permitted rangeland because of fire shall also be entered in items 30 through 36.</p>
33	Enter the permitted AU’s from the Federal grazing lease agreement.
34	<p>Enter the number of permit days grazing is allowed under the Federal lease agreement during the calendar year.</p> <p>Note: The number of permit days grazing is allowed under the Federal lease agreement shall be obtained from the producers grazing permit.</p>
35	<p>Enter the number of AU’s the producer is prohibited from grazing on the managed rangeland by the Federal Agency because of fire.</p> <p>Note: There may be entries in item 35 and/or item 36.</p>
36	<p>Enter the number of days the producer is prohibited from grazing the normal permitted livestock on the managed rangeland by the Federal Agency because of fire.</p> <p>Note: There may be entries in item 35 and/or item 36.</p>
37	<p>COC shall enter the adjusted permitted AU’s, if applicable.</p> <p>Note: An entry is only required when COC determines permitted AU’s different than the permitted AU’s certified to by the producer in item 33.</p> <p>The producer shall be provided applicable appeal rights according to 1-APP if an entry is entered in item 37.</p>
38	<p>COC shall enter the adjusted permit days, if applicable.</p> <p>Note: An entry is only required when COC determines permit days different than the permit days certified to by the producer in item 34.</p> <p>The producer shall be provided applicable appeal rights according to 1-APP if an entry is entered in item 38.</p>

--*

202 FSA-925, Livestock Forage Disaster Program Application (Continued)

A Completing Manual FSA-925 (Continued)

Item	Instructions
39	<p>COC shall enter the adjusted reduced AU's, if applicable.</p> <p>Note: An entry is only required when COC determines reduced AU's different than the reduced AU's certified to by the producer in item 35.</p> <p>The producer shall be provided applicable appeal rights according to 1-APP if an entry is entered in item 39.</p>
40	<p>COC shall enter the adjusted reduced grazing days, if applicable.</p> <p>Note: An entry is only required when COC determines reduced grazing days different than the reduced grazing days certified to by the producer in item 36.</p> <p>The producer shall be provided applicable appeal rights according to 1-APP if an entry is entered in item 40.</p>
41	<p>Enter amount of compensation received from other disaster assistance programs for the same grazing losses.</p>
Part F - Producer Certification	
42 A through 42C	<p>After reading the certification, producer or producer's representative signs and dates.</p> <p>Signatory in item 42A shall enter their title/relationship when signing in the representative capacity.</p> <p>If a producer/applicant is:</p> <ul style="list-style-type: none"> • not signing in the representative capacity, this field should be left blank • signing on behalf of themselves, it is acceptable to ENTER "self"; however, it is not necessary.
Part G - County Committee Determination	
43	<p>Enter COC signature.</p>
44	<p>Enter date of COC action.</p>
45	<p>Check (✓) either "APPROVED" or "DISAPPROVED".</p> <p>Important: FSA-925 shall be approved or disapproved as certified by the producer after applicable COC adjustment fields are completed.</p>

202 FSA-925, Livestock Forage Disaster Program Application (Continued)

B Example of FSA-925

*--

This form is available electronically.

FSA-925 U.S. DEPARTMENT OF AGRICULTURE (03-22-10) Farm Service Agency <p style="text-align: center;">LIVESTOCK FORAGE DISASTER PROGRAM APPLICATION</p>	1. State and County Code 06/099	2. Calendar Year 2009
	3. County Office Name Knox	4. Application Date September 14, 2009
		5. Application Number 0001

NOTE: *The following statement is made in accordance with the Privacy Act of 1974 (5 USC 552a – as amended). The authority for requesting the information identified on this form is 7 CFR Part 760, 7 CFR Part 1400, and the Food, Conservation, and Energy Act of 2008 (Pub. L. 110-246). The information will be used to determine eligibility for program benefits. The information collected on this form may be disclosed to other Federal, State, Local government agencies, Tribal agencies, and nongovernmental entities that have been authorized access to the information by statute or regulation and/or as described in applicable Routine Uses identified in the System of Records Notice for USDA/FSA-2, Farm Records File (Automated). Providing the requested information is voluntary. However, failure to furnish the requested information will result in a determination of ineligibility for program benefits.*

This information collection is exempted from the Paperwork Reduction Act as it is required for the administration of the Food, Conservation and Energy Act of 2008 (see Pub. L. 110-246, Title 1, Subtitle F – Administration).

The provisions of criminal and civil fraud, privacy and other statutes may be applicable to the information provided. RETURN THIS COMPLETED FORM TO YOUR COUNTY FSA OFFICE.

PART A – PRODUCER INFORMATION	PART B – DISASTER INFORMATION
6. Producer's Name and Address (City, State and Zip Code) John Doe Nowhere Land Nowhere, Texas 79999	7. Type of qualifying disaster condition causing grazing loss: <input checked="" type="checkbox"/> Drought <input type="checkbox"/> Fire 8. Date and location of qualifying fire condition(s)

PART C – LIVESTOCK INFORMATION

9. Where were the claimed livestock physically located on the beginning date of the qualifying grazing loss condition? (Include County name, farm number, etc.)
 Farm 4000

10. Where is the current physical location of the livestock in inventory?
 Farm 4000

11. Associated Producers (List all other producers that have an ownership share of any livestock listed in Item 13 and indicate their share.)
 None

12. Livestock Number	13. Livestock Kind/Type and Weight Range	14. Current Year Inventory	15. Current Year Mitigated	16. Prior Years Mitigated	17. Share %	COC USE ONLY		
						18. Adjusted Current Year Inventory	19. Adjusted Current Year Mitigated	20. Adjusted Prior Years Mitigated
1	Beef adult Cows and Bulls	100			100			

PART D – FORAGE INFORMATION DROUGHT

21. Livestock Number	22. Pasture Type – Owned or Cash Leased Land (Drought Affected)	23. Acres	COC USE ONLY	
			24. Carrying Capacity	25. Adjusted Acres
1	Native Pasture	1000.0	10.0	

26. Livestock Number	27. Pasture Type – AUM/AU Leased Land (Drought Affected)	28. Animal Units	COC USE ONLY
			29. Adjusted Animal Units

--*

202 FSA-925, Livestock Forage Disaster Program Application (Continued)

B Example of FSA-925 (Continued)

*--

FSA-925 (03-22-10)							Page 2 of 2			
PART E – FORAGE INFORMATION FIRE										
							COC USE ONLY			
30. Fire Event Number	31. Pasture Number	32. Pasture Type - Federal Managed Lands <i>(Fire Affected)</i>	33. Permitted AU's	34. Permit Days	35. Reduced AU's	36. Reduced Grazing Days	37. Adjusted Permitted AU's	38. Adjusted Permit Days	39. Adjusted Reduced AU's	40. Adjusted Reduced Grazing Days
41. Other payments received for loss \$										
PART F – PRODUCER CERTIFICATION										
<p>Payments under the Livestock Forage Disaster Program will be made to eligible livestock producers that have suffered livestock grazing losses on land that is native or improved pastureland with permanent vegetative cover or is land planted to a crop planted specifically for grazing for covered livestock due to a qualifying drought condition during the normal grazing period for the county. Payments under the Livestock Forage Disaster Program will also be made to eligible livestock producers that have suffered grazing losses on rangeland managed by a Federal agency if the eligible livestock producer is prohibited by the Federal agency from grazing the normal permitted livestock on the managed rangeland due to a qualifying fire condition. Each producer must file a separate form FSA-925 to be eligible to receive program benefits. By signing this application, the producer:</p>										
<ol style="list-style-type: none"> 1. Agrees to provide FSA any documentation it requires to determine eligibility that verifies and supports all information provided, including the producer's certification, and understands the application may be disapproved if they fail to provide any information requested by FSA; 2. Authorizes FSA, at any time, with or without their presence, to enter upon, inspect and verify all livestock and acres in which they have an interest; 3. Agrees to comply with, and acknowledges they are subject to, all the regulations governing the program and understands that instructions and assistance are available for completing this form; 4. Authorizes FSA to obtain from third parties, such as, but not limited to, other government agencies, individuals, auction barns, contractors, or processors, feed cooperatives, feed supply companies and rendering services, any records or other evidence that substantiates the information provided on this application or any supporting documentation provided. 										
I certify that:										
<ol style="list-style-type: none"> 1. If applying as an individual, that I am a citizen of the United States or a resident alien; if applying as a partnership, the members of the partnership are citizens of the United States; or if applying as a corporation, limited liability corporation, or other farm organizational structure, the entity is organized under State law. 2. During the 60 days prior to the beginning date of the qualifying drought and/or fire condition in Item 7, I owned, leased, purchased, entered into a contract to purchase, or was a contract grower of the livestock entered in Item 13 on this application, and/or I sold or otherwise disposed of the livestock entered in Items 15 and/or Item 16 on this application due to a qualifying drought condition(s) during the current production year or 1 or both of the 2 production years immediately preceding the current production year, and I physically maintained control of all such livestock on that date; 3. All livestock for which information is entered on this application meet all eligibility criteria provided in 7 CFR Part 760 Subpart D, including being maintained by me for commercial use as part of my farming operation, and are livestock that would normally have been grazing the eligible grazing land or pastureland on the beginning date: <ul style="list-style-type: none"> • of the qualifying drought condition during the normal grazing period for the specific type of grazing land or pastureland entered in Item 22 and/or Item 27 for the county in Item 10; or • the Federal agency excluded the eligible livestock producer from using the managed rangeland listed in Item 31 for grazing due to a fire. 4. All forage information entered on this application meets all eligibility criteria provided in 7 CFR Part 760 Subpart D; 5. All information on this application and all supporting documents provided are true and correct; 6. Within the county provided in Item 10 and as a direct result of the qualifying grazing loss condition(s) listed in Item 7, I have suffered a grazing loss for the livestock entered on this application in Item 13; and 7. All livestock checked as mitigated in Item 15 and/or Item 16, were sold as a direct result of a drought condition(s) during the current production year or 1 or both of the 2 production years immediately preceding the current production year. 8. All benefits received under any other Federal disaster payment program for the same grazing losses and loss year have been reported on this application in Item 41. 9. I understand to be eligible for this program, I must have obtained with respect to those grazing lands incurring losses for which assistance is being requested, a policy or plan of insurance for the forage crop under FCIA or filed the required paperwork and paid the administrative fee by the applicable State filing deadline for NAP coverage for that grazing land, or have been approved for a waiver to meet the Risk Management Purchase Requirements. 10. I understand that this application may be disapproved if information or evidence provided is false or in error, and that other sanctions or penalties could apply. 										
42A. Signature (By)			42B. Title/Relationship of the individual signing in the Representative Capacity				42C. Date (MM/DD/YYYY)			
							09/14/2009			
PART G – COUNTY COMMITTEE DETERMINATION										
43. COC or Designee Signature				44. Date (MM/DD/YYYY)		45. Determination <input type="checkbox"/> APPROVED <input type="checkbox"/> DISAPPROVED				
<p><i>The U.S. Department of Agriculture (USDA) prohibits discrimination in all of its programs and activities on the basis of race, color, national origin, age, disability, and where applicable, sex, marital status, familial status, parental status, religion, sexual orientation, political beliefs, genetic information, reprisal, or because all or part of an individual's income is derived from any public assistance program. (Not all prohibited bases apply to all programs.) Persons with disabilities who require alternative means for communication of program information (Braille, large print, audiotape, etc.) should contact USDA's TARGET Center at (202) 720-2600 (voice and TDD).</i></p> <p><i>To file a complaint of discrimination, write to USDA, Assistant Secretary for Civil Rights, Office of the Assistant Secretary for Civil Rights, 1400 Independence Avenue, S.W., Stop 9410, Washington, DC 20250-9410, or call toll-free at (866) 632-9992 (English) or (800) 877-8339 (TDD) or (866) 377-8642 (English Federal-relay) or (800) 845-6136 (Spanish Federal-relay). USDA is an equal opportunity provider and employer.</i></p>										

--*

203 FSA-925-1, Estimated Livestock Forage Disaster Program Payment Calculation Worksheet

A Using FSA-925-1

FSA-925-1 shall be used by County Offices to calculate LFP payment amounts for eligible livestock producers until the automated payment process is deployed.

A new FSA-925-1 shall be completed for an eligible livestock producer each time the drought intensity level changes for a county for a specific type of grazing land or a new type of grazing land becomes eligible for LFP that was not previously eligible.

- *--Example 1:** In calendar year 2010, County A rated a D2 drought intensity for at least--* 8 consecutive weeks during the normal grazing period for small grains. FSA-925-1 was completed for Producer A and the producer received a 1-month payment. Later on during the normal grazing period for small grains, County A rated a D3 drought intensity for at least 1 day during the normal grazing period for small grains. Producer A is eligible for an additional 1-month payment for small grains. A new FSA-925-1 needs to be completed to calculate Producer A's payment based on the new D3 drought intensity rating.
- *--Example 2:** In calendar year 2010, County A rated a D2 drought intensity for at least--* 8 consecutive weeks during the normal grazing period for small grains. FSA-925-1 was completed for Producer A and the producer received a 1-month payment. Later on during the year County A rated a D3 drought intensity for at least 1 day during the normal grazing period for native pasture which has a different normal grazing period than small grains. Producer A is eligible to apply for a 2-month payment for native pasture. A new FSA-925-1 *--needs to be completed to calculate Producer A's payment based on a D2 drought intensity rating for small grains the D3 drought intensity rating for--* native pasture.

FSA-925-1 is available on the following:

- FFAS Employees Form/Publications Online web site at <http://165.221.16.90/dam/ffasforms/forms.html>
- *--the DAFP Intranet at <http://fsaintranet.sc.egov.usda.gov/dafp>.*--

203 FSA-925-1, Estimated Livestock Forage Disaster Program Payment Calculation Worksheet (Continued)

B Completing FSA-925-1

FSA-925-1 shall be completed according to the following.

Item	Instruction
1	Enter State and county code. Note: This is the physical location of the county in which the loss occurred.
2	Enter the participant's name.
3	Enter the calendar year the loss of grazing occurred. Note: If the pasture type is a small grains for grazing crop, enter the calendar year of when the normal grazing period for the small grains ends. Example: The participant claims to have suffered a grazing loss for wheat reported as intended for grazing. The normal grazing period for wheat is October 1, 2008, to March 1, 2009. The calendar year the participant's loss occurred would be 2009.
4	Check (✓) the appropriate box or boxes to indicate the type of qualifying disaster condition(s) causing the grazing loss. Indicate whether the grazing loss is a result of drought, fire, or both. Notes: The National Office will notify State and County Offices when their county becomes eligible for LFP and whether the county's drought intensity level is rated a D2, D3, or D4 according to the U.S. Drought Monitor. Fire is only applicable to Federally managed grazing lands for which the participant is prohibited from grazing the normal permitted livestock because of fire. A producer cannot receive assistance for grazing losses because of drought and fire on the same acres.
Part A – Livestock Information – Drought – Current Year Inventory and Current Year Mitigated	
--Note: This Part A calculation shall be completed for each livestock number listed in FSA-925, item 12.--	
5	Enter the corresponding number or alpha-numeric number assigned to the livestock kind/type and weight range from FSA-925, item 12.
6	Enter the applicable livestock kind/type and weight range from FSA-925, item 13.
7	Enter the number of livestock from FSA-925 (item 14 plus item 15). Notes: If an entry is entered in FSA-925, item 18, then item 18 shall be used in performing the calculation for the specific livestock kind/type and weight range instead of item 14. If an entry is entered in FSA-925, item 19, then item 19 shall be used in performing the calculation for the specific livestock kind/type and weight range instead of item 15.

203 FSA-925-1, Estimated Livestock Forage Disaster Program Payment Calculation Worksheet (Continued)

B Completing FSA-925-1 (Continued)

Item	Instruction
8	Enter the participant's ownership share, contract grower share, or cash lease share from FSA-925, item 17.
9	Enter the payment rate per head for the applicable livestock kind/type and weight range.
10	Enter the livestock monthly feed cost calculated by multiplying: <ul style="list-style-type: none"> • item 7, times • item 8, times • item 9. The result should be rounded to the nearest whole dollar.
*--11	Enter total of all entries in item 10. This is the total value of livestock monthly feed cost for all current year inventory and mitigated livestock.
Part B – Livestock Information – Drought – Mitigated Livestock From Prior Years	
Note: This Part B calculation shall be completed for each livestock number listed in FSA-925, item 12.--*	
12	Enter the corresponding number or alpha-numeric number assigned to the livestock kind/type and weight range from FSA-925, item 12.
13	Enter the applicable livestock kind/type and weight range from FSA-925, item 13.
14	Enter the number of livestock by kind/type and weight range that were mitigated in 1 or both of the 2 previous production years because of drought from FSA-925, item 16. Note: If an entry is entered in FSA-925, item 20, then item 20 for the specific livestock kind/type and weight range shall be used instead of item 16.
15	Enter the participant's ownership share, contract grower share, or cash lease share from FSA-925, item 17.
16	Enter the payment rate per head for the applicable livestock kind/type and weight range.
17	Partial compensation factor of 80 percent for prior year mitigated livestock.
18	Enter the livestock monthly feed cost calculated by multiplying: <ul style="list-style-type: none"> •*--item 14, times • item 15, times • item 16, times • item 17. The result should be rounded to the nearest whole dollars.
19	Enter total of all entries in item 18. This is the total value of livestock monthly feed cost for all mitigated livestock from prior years.--*

203 FSA-925-1, Estimated Livestock Forage Disaster Program Payment Calculation Worksheet (Continued)

B Completing FSA-925-1 (Continued)

Item	Instruction
Part C – Forage Information – Drought – Owned or Cash Leased Land	
20	For owned or cash leased land, enter the numeric or alpha-numeric number from FSA-925, item 12 for each livestock kind/type and weight range that are grazing or would have been grazing the specific pasture type in FSA-925, item 22.
21	<p>Enter all pasture types for owned or cash leased land normally used in the operation to support eligible covered livestock during the specific qualifying drought condition from FSA-925, item 22.</p> <p>Notes: Eligible pasture types will be 1 of the following:</p> <ul style="list-style-type: none"> • native pasture • improved pasture • forage sorghum planted specifically for grazing • small grains planted specifically for grazing. <p>Only enter pasture types for Federal or State land if the agreement is by the acre and does not provide for an allotted number of AU’s or AUM’s that can be grazed for an established period of time.</p>

203 FSA-925-1, Estimated Livestock Forage Disaster Program Payment Calculation Worksheet (Continued)

B Completing FSA-925-1 (Continued)

Item	Description of Entry
22	<p>Enter number of acres, by pasture type, from FSA-925, item 23, normally used in the operation to support eligible covered livestock during the qualifying drought condition for privately owned/cashed leased land.</p> <p>If multiple participants are using the same pasture acres during the qualifying drought period, the acres must be prorated.</p> <p>Example 1: Participant A has 200 head of eligible livestock and Participant B has 75 head, a total of 275 head grazing the same 500 pasture acres.</p> <p>Calculate prorated acres according to the following.</p> <p style="padding-left: 40px;">Participant A: $200 \text{ head} / 275 \text{ head} = .7273$ Participant B: $75 \text{ head} / 275 \text{ head} = .2727$</p> <p style="padding-left: 40px;">$.7273 \times 500 \text{ acres} = 363.7 \text{ total acres for Participant A.}$ $.2727 \times 500 \text{ acres} = 136.3 \text{ total acres for Participant B.}$</p> <p>Example 2: Participant A and Participant B have a 50-50 owner share in 200 head of eligible livestock. The 200 head of eligible livestock graze 500 acres of native pasture.</p> <p>Calculate prorated acres according to the following.</p> <p style="padding-left: 40px;">* * *</p> <p style="padding-left: 40px;">$.5000 \times 500 \text{ acres} = 250.0 \text{ total acres for Participant A.}$ $.5000 \times 500 \text{ acres} = 250.0 \text{ total acres for Participant B.}$</p> <p>Notes: If an entry is entered in FSA-925, item 25, then item 25 for the specific pasture type shall be used instead of item 23.</p> <p style="text-align: center;">Only enter pasture types for Federal or State land if the agreement is by the acre and does not provide for an allotted number of AU's or AUM's that can be grazed for an established period of time.</p>
23	<p>Enter the carrying capacity or acres/AU for the applicable type of pasture type from FSA-925, item 24.</p> <p>Note: This entry will be the STC/COC-approved carrying capacity for the specific type of pasture in item 21 as established under NAP.</p>

203 FSA-925-1, Estimated Livestock Forage Disaster Program Payment Calculation Worksheet (Continued)

B Completing FSA-925-1 (Continued)

Item	Instruction
24	Enter MAU's by dividing acres in item 22 by acre/AU in item 23. Round the result to 2 decimal places. Example: 2000 acres/30.0 acre/AU = 66.67 AU's
25	Enter the established monthly value of forage for the applicable calendar year. The monthly value of forage has been established at: <ul style="list-style-type: none"> • \$29.96 for 2008 • \$40.04 for 2009 • \$35.37 for 2010 •*--\$34.57 for 2011.--*
26	Enter the carrying capacity monthly feed cost calculated by multiplying item 24 times item 25. Round to the nearest whole dollar.
Part D – Forage Information – Drought – AUM or Animal Unit Lease Land	
27	For land leased on an AUM or AU basis, enter the numeric or alpha-numeric number from FSA-925, item 12 for each livestock kind/type and weight range that are grazing or would have been grazing the specific pasture type in FSA-925, item 27.
28	Enter all pasture types leased on an AUM/AU basis normally used in the operation to support eligible covered livestock during the qualifying drought condition from FSA-925, item 27. Notes: Eligible pasture types will be 1 of the following: <ul style="list-style-type: none"> • native pasture • improved pasture • forage sorghum planted specifically for grazing • small grains planted specifically for grazing. <p style="text-align: center;">Only enter pasture types for Federal or State land that provide for an allotted number of AU's or AUM's that can be grazed for an established period of time. Pasture types for Federal or State leases expressed in acres and not AU's or AUM's for an established period of time shall be entered in item 21.</p>

203 FSA-925-1, Estimated Livestock Forage Disaster Program Payment Calculation Worksheet (Continued)

B Completing FSA-925-1 (Continued)

Item	Instruction
29	<p>Enter the animal units from FSA-925, item 28.</p> <p>Notes: If an entry is entered in FSA-925, item 29, then item 29 shall be used instead of item 28.</p> <p>Federal permits and some private/State land leases provide for an allotted number of AU's or AUM's that can be grazed for an established period of time. AU's will be listed on the Federal grazing permits or can be calculated by dividing the AUM's by the number of months grazed.</p> <p>Example: Federal permit allows grazing 1100 AUM's for 5 months.</p> <p style="text-align: center;">1100 AUM's/5 months = 220 AU's</p> <p>Ensure that AU's for each specific animal type are converted to an AU equivalent. Round to the nearest whole number. See Exhibit 16.</p> <p>Example: 100 sheep x .25 AU's = 25 AU's</p>
30	<p>Enter the established monthly value of forage for the applicable calendar year. The monthly value of forage has been established at:</p> <ul style="list-style-type: none"> • \$29.96 for 2008 • \$40.04 for 2009 • \$35.37 for 2010 •*--\$34.57 for 2011.--*
31	<p>Enter the carrying capacity monthly feed cost calculated by multiplying item 29 times item 30. Round to the nearest whole dollar.</p>

203 FSA-925-1, Estimated Livestock Forage Disaster Program Payment Calculation Worksheet (Continued)

B Completing FSA-925-1 (Continued)

Item	Instruction
Part E – Net Payment Calculation for Drought by Pasture Type	
32	<p>Enter the sum of the livestock monthly feed costs (items 10 plus item 18) for all the livestock that were or would have been grazing the specific pasture type listed in item 21 and/or item 28.</p> <p>Example: In calendar year 2008, County A rated a D2 for at least 8 consecutive weeks during the normal grazing period for native pasture. 100 beef adult cows and 100 beef nonadult cattle weighing more than 500 pounds were grazing the native pasture during the normal grazing period. The livestock monthly feed costs for each of the specific kind/type and weight range of livestock grazing the native pasture listed in item 10 while the county was rated a D2 for 8 consecutive weeks is calculated as follows.</p> <p style="padding-left: 40px;">100 adult beef cows x 100 percent producer share x \$29.96 payment rate per head = \$2,996 (item 10)</p> <p style="padding-left: 40px;">100 nonadult beef cattle weight 500 pounds or more x 100 percent producer share x \$22.47 payment rate per head = \$2,247 (item 18).</p> <p style="padding-left: 40px;">Sum the livestock monthly feed costs for the adult beef cows and the nonadult *--beef cows weighing 500 pounds or more in item 10 and item 18 to determine--* total livestock monthly feed costs for all livestock grazing the native pasture to be entered in item 32 as follows.</p> <p style="padding-left: 40px;">\$2,996 + \$2,247 = \$5,243 (sum of livestock monthly feed cost).</p>
33	<p>Enter the sum of the entries in item 26 plus item 31 for the specific pasture type being grazed or that would have been grazed by the specific livestock in item 6 or item 13.</p> <p>Example: In calendar year 2008, County A rated a D2 for at least 8 consecutive weeks during the normal grazing period for native pasture. Beef adult cows and beef nonadult cattle weighing 500 pounds or more were grazing a 1,000 acre native pasture with a carrying capacity of 10.0 acre/AU and another native pasture of 1,000 acres with a carrying capacity of 5.0 acre/AU. The carrying capacity monthly feed cost for each of the specific pasture types listed in item 26 while the county was rated a D2 for 8 consecutive weeks is calculated as follows.</p> <p style="padding-left: 40px;">(1,000 acres native pasture/10.0 acre/AU) x \$29.96 monthly value of forage = \$2,996 carrying capacity monthly feed cost</p> <p style="padding-left: 40px;">(1,000 acres native pasture/5.0 acre/AU) x \$29.96 monthly value of forage = \$5,992 carrying capacity monthly feed cost</p> <p style="padding-left: 40px;">*--Sum the carrying capacity monthly feed costs in item 26 and item 31 for all of--* the native pasture for which the adult beef cows and nonadult beef cattle were grazing to be entered in item 33 as follows.</p> <p style="padding-left: 40px;">\$2,996 + \$ 5,992 = \$8,988 (sum of carrying capacity monthly feed cost).</p>

203 FSA-925-1, Estimated Livestock Forage Disaster Program Payment Calculation Worksheet (Continued)

B Completing FSA-925-1 (Continued)

Item	Instruction
34	<p>*--Enter monthly feed cost by entering the smaller of the following:--*</p> <ul style="list-style-type: none"> • item 32 • item 33. <p>Example: Item 32 = \$5,243 Item 33 = \$8,988</p> <p style="text-align: center;">Smaller amount is item 32, \$5,243.</p>
35	<p>Enter national payment factor of 60 percent.</p>
36	<p>Enter the calculated monthly payment rate by multiplying:</p> <ul style="list-style-type: none"> • item 34, times • item 35. <p>Round to the nearest whole dollar.</p> <p>*--Example: \$5,243 (item 34) x 60 percent (item 35) = \$3,146.--*</p>
37	<p>Select the appropriate drought monitor intensity for the specific pasture type listed in item 21 and/or item 28. State and County Offices will be notified by the National Office whenever a county reaches the applicable D2, D3, or D4 intensity rating in any portion of the county for the required time period.</p> <p>Example: County A rated a D2 drought intensity for 8 consecutive weeks for native pasture. The box under “native pasture” for “x 1” is selected.</p>
38	<p>Enter calculated payment amount by multiplying:</p> <ul style="list-style-type: none"> • item 36, times • item 37. <p>Example: \$3,146 (item 36) x 1 (drought intensity factory for native pasture) = \$3,146 calculated payment amount.</p> <p>Note: The calculated payment amount for a:</p> <ul style="list-style-type: none"> • D2 drought intensity rating for 8 consecutive weeks during the normal grazing period for a specific type of grazing will equal item 36 x 1 • D3 drought intensity rating at any time during the normal grazing period for a specific type of grazing will equal item 36 x 2 • D3 drought intensity rating for any 4 week period during the normal grazing period for a specific type of grazing, or a D4 drought intensity rating at any time during the normal grazing period for a specific type of grazing will equal item 36 x 3.

203 FSA-925-1, Estimated Livestock Forage Disaster Program Payment Calculation Worksheet (Continued)

B Completing FSA-925-1 (Continued)

*--

Item	Instruction
39	<p>Enter the maximum calculated maximum payment amount for all covered livestock by multiplying (item 11 plus item 19) times 3 months times 60 percent.</p> <p>Example: (\$5,243, item 11 entry + \$1,000, item 19 entry) x 3 months x 60% = \$11,237.</p>
40	<p>Enter the adjusted maximum payment amount for each specific pasture type. This calculation is obtained for each specific pasture type as follows:</p> <ul style="list-style-type: none"> • 40a. Small grains = (item 39) • 40b. Native pasture = (item 39 – item 41a) • 40c. Improved pasture = (item 39 – item 41a – item 41b) • 40d. Forage sorghum = (item 39 – item 41a – item 41b – item 41c). <p>Example: County A was rated a D2 drought intensity for small grains during the normal grazing period for small grains. County A was rated a D4 drought intensity for native pasture, improved pasture, and forage sorghum during the normal grazing periods for native pasture, improved pasture, and sorghum. Producer A’s maximum payment amount for all covered livestock (item 39) is \$50,000. The calculated payment amount for small grains, item 38 is \$3,000; for native pasture is \$10,000; for improved pasture is \$5,000; and for forage sorghum is \$2,000. Item 40a for small grains, item 40b for native pasture, item 40c for improved pasture, and item 40d for forage sorghum shall be calculated as follows:</p> <ul style="list-style-type: none"> • 40a. Small Grains = (item 39) = \$50,000 • 40b. Native Pasture = (item 39 – item 41a) = \$50,000 - \$3,000 = \$47,000 • 40c. Improved Pasture = (item 39 – item 41a – item 41b) = \$50,000 – 3,000 – \$10,000 = \$37,000 • 40d. Forage Sorghum = (item 39 – item 41a – item 41b – item 41c) = \$50,000 – \$3,000- \$10,000 - \$5,000 = \$32,000.
41	<p>Enter smaller of item 38 or item 40. This is the net calculated payment amount for the specific type of pasture.</p>
42	<p>Enter total of all item 41 line entries. This is the total net calculated payment amounts for all pasture types for drought.</p>

--*

203 FSA-925-1, Estimated Livestock Forage Disaster Program Payment Calculation Worksheet (Continued)

B Completing FSA-925-1 (Continued)

Item	Instruction
Part F – Fire – Federally Managed Lands – Maximum Calculated Payment by Federal Lease	
Note: This Part F calculation shall be completed for each fire event number listed on FSA-925, item 30.	
43	Enter the fire event number from FSA-925, item 30.
44	<p>Enter the participant’s permitted AU’s from FSA-925, item 33 for the specific fire event number.</p> <p>Notes: If an entry is entered in FSA-925, item 37, then item 37 shall be used instead of item 33.</p> <p>The permitted AU’s will be listed on the producer’s Federal grazing lease. If AUM’s are listed on the lease, AU’s can be calculated by dividing the AUM’s by the number of months in the grazing lease.</p> <p>Example: Federal permit allows grazing 500 AUM’s for 5 months.</p> <p style="text-align: center;">500 AUM’s/5 months = 100 AU’s.</p> <p>Ensure that AU’s for each specific animal type is converted to an AU equivalent. Round to the nearest whole number. See Exhibit 16.</p> <p>Example: 100 sheep x .25 AU’s = 25 AU’s</p>
45	<p>Enter the permitted grazing days from FSA-925, item 34, not to exceed 180 calendar days per calendar year. The permitted grazing days will be listed on the Federal grazing permit. The statute limits the grazing days to a maximum of 180 calendar days.</p> <p>Note: If an entry is entered in FSA-925, item 38, then item 38 shall be used instead of item 34.</p>
46	<p>Enter the total permitted AUD’s by multiplying:</p> <ul style="list-style-type: none"> • item 44, times • item 45, not to exceed 180 calendar days.
47	<p>Enter the AUD payment rate. The AUD payment rate for:</p> <ul style="list-style-type: none"> • 2008 is \$.9985 • 2009 is \$1.3345 • 2010 is \$1.1791 •*-2011 is \$1.1523.--*
48	National payment factor of 50 percent.
49	<p>Enter the calculated maximum payment amount for each specific fire event by multiplying:</p> <ul style="list-style-type: none"> • item 46, times • item 47, times • item 48. <p>Round to the nearest whole dollar.</p>

203 FSA-925-1, Estimated Livestock Forage Disaster Program Payment Calculation Worksheet (Continued)

B Completing FSA-925-1 (Continued)

Item	Instruction
50	Enter the total of all entries in item 49. This is the total maximum calculated payments from Federal leases.
Part G - Fire - Federally Managed Lands - Calculated Value of Reduced AUD's by Federal Lease	
Note: This Part G calculation shall be completed for each fire event number listed on FSA-925, item 30.	
51	Enter the fire event number from FSA-925, item 30.
52	Enter the number of AU's the producer is prohibited from grazing on the managed rangeland by the Federal agency because of fire from FSA-925, item 35. Note: If an entry is entered in FSA-925, item 39, then item 39 shall be used instead of item 35.
53	Enter the number of days the producer is prohibited from grazing the normal permitted livestock on the managed rangeland by the Federal Agency because of fire from FSA-925, item 36. Note: If an entry is entered in FSA-925, item 40, then item 40 shall be used instead of item 36.
54	Enter the total reduced AUD's for the specific fire event number, which is the result of multiplying: <ul style="list-style-type: none"> • item 52, times • item 53.
55	Enter the AUD payment rate. The AUD payment rate for: <ul style="list-style-type: none"> • 2008 is \$.9985 • 2009 is \$1.334 • 2010 is \$1.1791 •*-2011 is \$1.1523.--*
56	National payment factor is 50 percent.
57	Enter the calculated value of the reduced AUD's for each specific fire event number by multiplying: <ul style="list-style-type: none"> • item 54, times • item 55, times • item 56. <p>Round to the nearest whole dollar.</p>
58	Enter the total of all entries in item 57. This is the total value of reduced AUD's from Federal leases.

203 FSA-925-1, Estimated Livestock Forage Disaster Program Payment Calculation Worksheet (Continued)

B Completing FSA-925-1 (Continued)

*--

Item	Instruction
Part H - Fire - Federally Managed Lands - Total Net Calculated Payment Amount of Reduced AUD's	
59	Enter the smaller of item 50 or item 58. This is the calculated payment due the producer because of fire before reductions.
Part I - Total Net Calculated Payment Amount After Reductions - Drought and/or Fire	
60	Enter total net calculated payment amount before reduction by adding: <ul style="list-style-type: none"> • item 42, plus • item 59. This is the total net calculated payment amounts before reduction for drought and/or fire.
61	Enter amount of compensation received from other disaster assistance programs for the same grazing losses because of drought and/or fire from FSA-925, item 41.
62	Enter result of item 60 minus item 61. This is the LFP calculated payment amount due the participant for grazing losses because of drought and/or fire on Federally managed land.
Part J - Calculated Payment Amount After Reduction for Previous Payments Issued	
63	Enter the total amount of previous calendar year LFP payments issued to the participant.
64	Enter result of item 62 minus item 63. This is the LFP estimated payment to be issued.
65A	Preparer of form shall sign.
65B	Preparer of form shall enter title.
65C	Preparer of form shall enter date form is prepared.

--*

203 FSA-925-1, Estimated Livestock Forage Disaster Program Payment Calculation Worksheet (Continued)

C Example of FSA-925-1

Following is an example of FSA-925-1.

*--

This form is available electronically.

FSA-925-1 U.S. DEPARTMENT OF AGRICULTURE (04-09-10) Farm Service Agency		1. State and County Code 06 099	2. Participant's Name Sam Sneed					
ESTIMATED LIVESTOCK FORAGE DISASTER PROGRAM PAYMENT CALCULATION WORKSHEET		3. Calendar Year 2009	4. Qualifying Disaster Condition Causing Grazing Loss <i>(Check appropriate box or boxes)</i> <input checked="" type="checkbox"/> Drought <input type="checkbox"/> Fire					
PART A - LIVESTOCK INFORMATION – DROUGHT - CURRENT YEAR INVENTORY AND CURRENT YEAR MITIGATED								
5. Livestock Number	6. Livestock Kind/Type and Weight Range	7. Number of Livestock	8. Participant Share	9. Payment Rate Per Head	10. Livestock Monthly Feed Cost <i>(Items 7 X 8 X 9)</i>			
1	Beef, Adult, Cows and Bulls	100	100.00	\$ 40.04	\$ 4,004			
2	Beef, Non-adult, 500 pounds or more	100	100.00	\$ 30.03	\$ 3,003			
3	Equine, All	5	100.00	\$ 29.63	\$ 148			
				\$	\$			
				\$	\$			
				\$	\$			
				\$	\$			
				\$	\$			
				\$	\$			
				\$	\$			
				\$	\$			
11. Total Livestock Monthly Feed Cost – Current Year <i>(Total of Item 10)</i>					\$ 7,155			
PART B - LIVESTOCK INFORMATION – DROUGHT – MITIGATED LIVESTOCK FROM PRIOR YEARS								
12. Livestock Number	13. Livestock Kind/Type and Weight Range	14. Number of Livestock	15. Participant Share	16. Payment Rate Per Head	17. Partial Compensation Factor	18. Livestock Monthly Feed Cost <i>(Items 14 X 15 X 16 X 17)</i>		
				\$	80%	\$		
				\$	80%	\$		
				\$	80%	\$		
				\$	80%	\$		
				\$	80%	\$		
				\$	80%	\$		
19. Total Livestock Monthly Feed Cost – Prior Year Mitigated Livestock <i>(Total of Item 18)</i>					\$			
PART C – FORAGE INFORMATION - DROUGHT - OWNED OR CASH LEASED LAND								
20. Livestock Number			21. Pasture Type	22. Acres	23. Acres Per Animal Unit (AU)	24. Maximum Animal Units (MAU's) <i>(Items 22 ÷ 23)</i>	25. Monthly Value of Forage	26. Carrying Capacity Monthly Feed Cost <i>(Items 24 X 25)</i>
1	2	3	Native Pasture	2,000.0	5.0	400.00	\$ 40.04	\$ 16,016
							\$	\$
							\$	\$
							\$	\$
							\$	\$
							\$	\$

--*

203 FSA-925-1, Estimated Livestock Forage Disaster Program Payment Calculation Worksheet (Continued)

C Example of FSA-925-1 (Continued)

*--

FSA-925-1 (04-09-10)						Page 3 of 3
PART F – FIRE – FEDERALLY MANAGED LANDS – MAXIMUM CALCULATED PAYMENT BY FEDERAL LEASE						
43. Fire Event Number	44. Permitted Animal Units (AU's)	45. Permit Days (NTE 180 Days)	46. Total Permit Animal Unit Days (AUD's) <i>(Item 44 x 45)</i>	47. AUD Payment Rate	48. Payment Factor	49. Calculated Maximum Payment Amount <i>(Items 46 x 47 x 48)</i>
					50%	\$
					50%	\$
					50%	\$
					50%	\$
					50%	\$
					50%	\$
50. Total Maximum Calculated Payment Amounts From Federal Leases (Total of Item 49)						\$
PART G – FIRE – FEDERALLY MANAGED LANDS – CALCULATED VALUE OF REDUCED AUD'S BY FEDERAL LEASE						
51. Fire Event Number	52. Reduced AU's From Permit	53. Reduced Grazing Days From Permit	54. Total Reduced Animal Unit Days (AUD's) <i>(Item 52 x 53)</i>	55. AUD Payment Rate	56. Payment Factor	57. Calculated Value of Reduced AUD's <i>(Items 54 x 55 x 56)</i>
					50%	\$
					50%	\$
					50%	\$
					50%	\$
					50%	\$
					50%	\$
					50%	\$
58. Total Value of Reduced AUD's From Federal Leases (Total of Item 57)						\$
PART H – FIRE – FEDERALLY MANAGED LANDS – TOTAL NET CALCULATED PAYMENT AMOUNT OF REDUCED AUD'S						
59. Net Calculated Payment Amount of Reduced AUD's (Smaller of Item 50 or Item 58)						\$
PART I – TOTAL NET CALCULATED PAYMENT AMOUNT AFTER REDUCTIONS – DROUGHT AND/OR FIRE						
60. Total Net Calculated Payment Amount Before Reduction (Item 42 + Item 59)						\$ 8,586
61. Reduction						\$
62. Total Net Calculated Payment Amount (Item 60 minus Item 61)						\$
PART J – CALCULATED PAYMENT AMOUNT AFTER REDUCTION FOR PREVIOUS PAYMENTS ISSUED						
63. Total Prior LFP Payment Amounts.						\$
64. LFP Calculated Payment Amount (Item 62 minus Item 63)						\$ 8,586
65A. PREPARER SIGNATURE			65B. Title		65C. Date (MM-DD-YYYY)	

The U.S. Department of Agriculture (USDA) prohibits discrimination in all of its programs and activities on the basis of race, color, national origin, age, disability, and where applicable, sex, marital status, familial status, parental status, religion, sexual orientation, political beliefs, genetic information, reprisal, or because all or part of an individual's income is derived from any public assistance program. (Not all prohibited bases apply to all programs.) Persons with disabilities who require alternative means for communication of program information (Braille, large print, audiotape, etc.) should contact USDA's TARGET Center at (202) 720-2600 (voice and TDD).

To file a complaint of discrimination, write to USDA, Assistant Secretary for Civil Rights, Office of the Assistant Secretary for Civil Rights, 1400 Independence Avenue, S.W., Stop 9410, Washington, DC 20250-9410, or call toll-free at (866) 632-9992 (English) or (800) 877-8339 (TDD) or (866) 377-8642 (English Federal-relay) or (800) 845-6136 (Spanish Federal-relay). USDA is an equal opportunity provider and employer.

--*

204-230 (Reserved)

--Part 5 ELAP*Section 1 Basic ELAP Information****231 General Information****A Purpose**

This part provides instructions for administering ELAP.

ELAP provides emergency assistance to eligible producers of livestock, honey bees, and farm-raised fish that have losses because of disease, adverse weather, or other conditions, including losses because of blizzards and wildfires, as determined by the Secretary. ELAP assistance is for losses not covered under other Supplemental Agricultural Disaster Assistance Programs established by the 2008 Farm Bill, specifically, LFP, LIP, and SURE. Eligible losses must have occurred:

- on or after January 1, 2008, and before October 1, 2011
- in the same calendar year for which benefits are being requested.

Note: Compensation provided under ELAP is **not** required to be used by the payee for any specific purpose.

B Source of Authority

ELAP will be administered using funds from the Agricultural Disaster Relief Trust Fund established under Section 9002 of the Trade Act of 1974, as amended under Titles XII and XV of the Food, Conservation, and Energy Act of 2008, Pub. L. 110-246.

The regulations for ELAP are provided in 7 CFR Part 760, Subparts B and D.

C Public Information

Follow instructions in 2-INFO for providing information about ELAP.

D Modifying Provisions

Provisions in this handbook shall **not** be revised without prior approval from the National Office. Requests for revisions shall be addressed to the LAP Manager, through the Deputy Administrator.--*

--231 General Information (Continued)*E Forms**

Forms, worksheets, applications and other documents other than those provided in this handbook or issued by the National Office shall not be required for implementing ELAP.

Any document that collects data from a participant, regardless of whether the participant's signature is required:

- is subject to the Privacy Act and information collection procedures
- requires clearance by the following offices:
 - National Office program area
 - MSD, Forms and Graphics Section
 - OMB.

Forms for ELAP will be web-based. A manual application has been developed and will be used until the web-based forms are available. There will be a separate form for each eligible type of loss for the following:

- livestock losses (FSA-918)
- farm-raised fish/honey bee losses (FSA-930).

F Related Handbooks

See Part 1 for handbooks related to ELAP.--*

--232 Responsibilities*A STC Responsibilities**

Within the authorities and limitations in this handbook and 7 CFR Part 760, Subparts B and D, STC's shall:

- direct the administration of ELAP
- ensure that FSA State and County Offices follow ELAP provisions
- thoroughly document all actions taken in the STC minutes
- handle appeals according to 1-APP
- require reviews be conducted by DD's according to subparagraph 297 D to ensure that County Offices comply with ELAP provisions

Note: STC's may establish additional reviews to ensure that ELAP is administered according to these provisions.

- take oversight actions to ensure that IPIA provisions are met to prevent County Offices from issuing improper payments according to subparagraph 282 F.

B SED Responsibilities

Within the authorities and limitations in this handbook and 7 CFR Part 760, Subparts B and D, SED's shall:

- ensure that FSA County Offices follow ELAP provisions
- handle appeals according to 1-APP
- ensure that DD's conduct reviews according to subparagraph A

Note: SED's may establish additional reviews to ensure that ELAP is administered according to these provisions.

- ensure that **all** County Offices publicize ELAP provisions according to subparagraph D
- immediately notify the National Office LAP Manager of software problems, incomplete or incorrect procedures, specific problems, or findings
- take oversight actions to ensure that IPIA provisions are met to prevent County Offices from issuing improper payments according to subparagraph 282 F.--*

--232 Responsibilities (Continued)*C DD Responsibilities**

Within the authorities and limitations in this handbook and 7 CFR Part 760, Subparts B and D, DD's shall:

- ensure that COC's and CED's follow ELAP provisions
- conduct reviews according to subparagraph 297 D , and any additional reviews established by STC's or SED's according to subparagraphs A and B
- provide SED with report of all reviews according to subparagraph 297 D
- ensure that County Offices publicize ELAP provisions according to subparagraph D.

D COC Responsibilities

Within the authorities and limitations in this handbook and 7 CFR Part 760, Subpart B and D, COC's shall:

- fully comply with all ELAP provisions
- ensure that CED's fully comply with all ELAP provisions
- act on completed FSA-918's and FSA-930's according to paragraph 297
- handle appeals according to 1-APP
- thoroughly document all actions taken in the COC minutes

Important: All the following **must** be thoroughly documented for all ELAP determinations made by COC's:

- all factors reviewed or considered
- all documentation reviewed
- references to applicable handbooks, notices, and regulations
- all sources of information obtained for review or consideration.--*

--232 Responsibilities (Continued)*D COC Responsibilities (Continued)**

- ensure that participants receive complete and accurate ELAP information

Note: Program information may be provided through the following:

- program leaflets, newsletters, and print media
 - meetings
 - radio, television, and video
 - County Office visits.
- ensure that ELAP general provisions and other important items are publicized as soon as possible after information is received from the National Office, including, but not limited to, the following:
 - signup period
 - application for payment deadlines
 - payment limitation and attribution
 - eligible livestock, honey bees, or farm-raised fish
 - basic participant eligibility criteria
 - general data required to complete notice of loss and application for payment

Note: The ELAP Fact Sheet may be used to provide general program information.

- take oversight actions to ensure that IPIA provisions are met to prevent County Offices from issuing improper payments according to subparagraph 282 F.--*

--232 Responsibilities (Continued)*E CED Responsibilities**

Within the authorities and limitations in this handbook and 7 CFR Part 760, Subparts B and D, CED's shall:

- fully comply with all ELAP provisions
- ensure that County Office employees fully comply with all ELAP provisions
- handle appeals according to 1-APP
- act on completed FSA-918's and FSA-930's according to paragraph 297

Note: CED may delegate approval authority to program technicians for routine cases. Program technicians shall **not** be delegated authority to disapprove any FSA-918's or FSA-930's.

- ensure that all program and payment eligibility requirements have been met by participants before issuing any payments to ensure that IPIA provisions are met

Note: See subparagraph 282 F for additional information.

- immediately notify SED, through DD, of software problems and incomplete or incorrect procedures or when COC takes action contrary to national procedure
- ensure that general provisions and other important items are publicized according to subparagraph D and copies are retained in the County Office.--*

***--232 Responsibilities (Continued)**

F Program Technician Responsibilities

Within the authorities and limitations in this handbook and 7 CFR Part 760, Subparts B and D, program technicians shall:

- fully comply with all ELAP provisions
- immediately notify CED of software problems and incomplete or incorrect procedures
- ensure that participants receive complete and accurate program information
- ensure that all program and payment eligibility requirements have been met by participants before issuing any payments to ensure that IPIA provisions are met.

Note: See subparagraph 282 F for additional information.--*

--233 Definitions for ELAP*A Definitions**

The following definitions apply to ELAP. The definitions provided in other parts of this handbook do **not** apply to ELAP.

Adult beef bull means a male beef breed bovine animal that was used for breeding purposes that was at least 2 years old before the beginning date of the eligible adverse weather or eligible loss condition.

Adult beef cow means a female beef breed bovine animal that had delivered 1 or more offspring before the beginning date of the eligible adverse weather or eligible loss condition. A first-time bred beef heifer is also considered an adult beef cow if it was pregnant on or by the beginning date of the eligible adverse weather or eligible loss condition.

Adult buffalo/beefalo bull means a male animal of those breeds that was used for breeding purposes and was at least 2 years old before the beginning date of the eligible adverse weather or eligible loss condition.

Adult buffalo/beefalo cow means a female animal of those breeds that had delivered 1 or more offspring before the beginning date of the eligible adverse weather or eligible loss condition. A first-time bred buffalo/beefalo heifer shall also be considered an adult buffalo/beefalo cow if it was pregnant by the beginning date of the eligible adverse weather or eligible loss condition.

Adult dairy bull means a male dairy breed bovine animal that was used primarily for breeding dairy cows and was at least 2 years old by the beginning date of the eligible adverse weather or eligible loss condition.

Adult dairy cow means a female bovine dairy breed animal used for the purpose of providing milk for human consumption that had delivered 1 or more offspring by the beginning date of the eligible adverse weather or eligible loss condition. A first-time bred dairy heifer shall also be considered an adult dairy cow if it was pregnant by the beginning date of the eligible adverse weather or eligible loss condition.

Agricultural operation means a farming operation.

Application means FSA form used to apply for either the emergency loss assistance for livestock or emergency loss assistance for farm-raised fish or honey bees.--*

--233 Definitions for ELAP (Continued)*A Definitions (Continued)**

Aquatic species means any species of aquatic organism grown as food for human consumption, fish raised as feed for fish that are consumed by humans, or ornamental fish propagated and reared in an aquatic medium by a commercial operator on private property in water in a controlled environment. Catfish and crawfish are both defined as aquatic species for ELAP. However, aquatic species do not include reptiles or amphibians.

Bait fish means small fish caught for use as bait to attract large predatory fish. For ELAP, it also must meet the definition of aquatic species and not be raised as food for fish; provided, however, that only bait fish produced in a controlled environment can generate claims under ELAP.

Buck means a male goat.

Commercial use means used in the operation of a business activity engaged in as a means of livelihood for profit by the eligible producer.

Contract means, with respect to contracts for the handling of livestock, a written agreement between a livestock owner and another individual or entity setting the specific terms, conditions, and obligations of the parties involved regarding the production of livestock or livestock products.

Controlled environment means an environment in which everything that can practicably be controlled by the participant with structures, facilities, and growing media (including, but not limited to, water and nutrients) and was in fact controlled by the participant at the time of the adverse weather or eligible loss condition.

COC or County Office means the respective FSA committee or office.

Deputy Administrator or DAFP means the Deputy Administrator for Farm Programs, Farm Service Agency, U.S. Department of Agriculture or the designee.

Eligible adverse weather or eligible loss condition means any disease, adverse weather, or other loss condition as determined by the Deputy Administrator. The eligible adverse weather or eligible loss condition would have resulted in agricultural losses not covered by other programs in this part for which the Deputy Administrator determines financial assistance needs to be provided to producers. The disease, adverse weather, or other conditions may include, but are not limited to, blizzards, wildfires, water shortages, and other factors. Specific eligible adverse weather and eligible loss conditions may vary based on the type of loss. Identification of eligible adverse weather and eligible loss conditions will include locations (National, State, or county-level) and start and end dates.--*

--233 Definitions for ELAP (Continued)*A Definitions (Continued)**

Equine animal means a domesticated horse, mule, or donkey.

Ewe means a female sheep.

Farming operation means a business enterprise engaged in producing agricultural products.

Farm-raised fish means any aquatic species that is propagated and reared in a controlled environment.

FSA means the Farm Service Agency.

Game or sport fish means fish pursued for sport by recreational anglers; provided, however, that only game or sport fish produced in a controlled environment can generate claims under ELAP.

Goat means a domesticated, ruminant mammal of the genus *Capra*, including Angora goats. Goats are further delineated into categories by sex (bucks and nannies) and age (kids).

Kid means a goat less than 1 year old.

Lamb means a sheep less than 1 year old.

Livestock owner, for death loss purposes, means 1 having legal ownership of the livestock for which benefits are being requested on the day such livestock died because of an eligible adverse weather or eligible loss condition. For all other purposes of loss under ELAP, "livestock owner" means 1 having legal ownership of the livestock for which benefits are being requested during the 60 calendar days before the beginning date of the eligible adverse weather or eligible loss condition.

Nanny means a female goat.

Nonadult beef cattle means a beef breed bovine animal that does not meet the definition of adult beef cow or bull. Nonadult beef cattle are further delineated by weight categories of either less than 400 pounds or 400 pounds or more at the time they died. For a loss other than death, means a bovine animal less than 2 years old that weighed 500 pounds or more on or before the beginning date of the eligible adverse weather or eligible loss condition.

Nonadult buffalo/beefalo means an animal of those breeds that does not meet the definition of adult buffalo or beefalo cow or bull. Nonadult buffalo or beefalo are further delineated by weight categories of either less than 400 pounds or 400 pounds or more at the time of death. For a loss other than death, means an animal of those breeds that is less than 2 years old that weighed 500 pounds or more on or before the beginning date of the eligible adverse weather or eligible loss condition.--*

--233 Definitions for ELAP (Continued)*A Definitions (Continued)**

Nonadult dairy cattle means a bovine breed animal used for the purpose of providing milk for human consumption that does not meet the definition of adult dairy cow or bull. Nonadult dairy cattle are further delineated by weight categories of either less than 400 pounds or 400 pounds or more at the time they died. For a loss other than death, means a bovine dairy breed animal used for the purpose of providing milk for human consumption that is less than 2 years old that weighed 500 pounds or more on or before the beginning date of the eligible adverse weather or eligible loss condition.

Normal grazing period, with respect to a county, means the normal grazing period during the calendar year with respect to each specific type of grazing land or pastureland in the county.

Normal mortality means the numerical amount, computed by a percentage, as established for the area by the FSA State Committee, of expected livestock deaths, by category, that normally occur during a calendar year for a producer.

Poultry means domesticated chickens, turkeys, ducks, or geese. Poultry are further delineated into categories by sex, age, and purpose of production as determined by FSA.

Ram means a male sheep.

Secretary means the Secretary of Agriculture or a designee of the Secretary.

Sheep means a domesticated, ruminant mammal of the genus Ovis. Sheep are further defined by sex (rams and ewes) and age (lambs) for purposes of dividing into categories for loss calculations.

STC, State Office, COC, or County Office means the respective FSA committee or office.

Swine means a domesticated omnivorous pig, hog, or boar. Swine for purposes of dividing into categories for loss calculations are further delineated into categories by sex and weight as determined by FSA.

United States means all 50 States of the United States, the Commonwealth of Puerto Rico, the Virgin Islands of the United States, Guam, and the District of Columbia.--*

234-240 (Reserved)

Section 2 Policy and Procedures

241 Signup Period

A 2008 and 2009 Calendar Year ELAP Signup

Producers who:

- suffered eligible livestock, honeybee, or farm-raised fish losses during:
 - 2008 and 2009 calendar year can signup for ELAP beginning September 14, 2009
 - *--2008 calendar year must have provided a notice of loss and file an application for*--* payment in their administrative County Office no later than December 10, 2009
 - January 1, 2009 through September 10, 2009, shall provide a notice of loss no later than December 10, 2009, and an application for payment must be filed no later than January 30, 2010
- suffer eligible livestock, honeybee, or farm-raised fish losses during
 - *--September 11, 2009, through December 31, 2009, shall file the following:--*
 - a notice of loss no later than 30 calendar days of when the loss is apparent to the producer
 - an application for payment no later than January 30, 2010.

Notes: For notice of loss for:

- livestock losses, complete FSA-918, Parts A and B
- honeybees or farm-raised fish losses, complete FSA-930, Parts A and B.

For application for payment for livestock losses, complete only those parts of FSA-918, Parts D through L that are applicable.

For application for payment for honeybee or farm-raised fish losses, complete only those parts of FSA-930, Parts D through L that are applicable.

*--FSA-918's and FSA-930's, for 2008 and 2009 calendar year losses shall be accepted no later than 14 calendar days after the technical correction to 7 CFR Part 760 is published in FR. 2008 and 2009 late-filed FSA-918's and FSA-930's will be accepted **without** requiring producers to pay a late-filed fee.--*

The application period for ELAP is a matter of general applicability to all participants; therefore, disapproval of FSA-918's or FSA-930's filed after the end of the applicable application period is not appealable.

241 Signup Period (Continued)**B 2010 Calendar Year ELAP Signup**

For 2010 calendar year losses, producers that suffer eligible livestock, honeybee, or farm-raised fish losses shall file the following:

- a notice of loss the earlier of 30 calendar days:
 - of when the loss is apparent to the participant
 - after the end of the calendar year
- an application for payment no later than 30 calendar days after the end of the calendar year in which the loss occurred.

C 2011 Calendar Year ELAP Signup

For 2011 calendar year losses, producers that suffer eligible livestock, honeybee, or farm-raised fish losses shall file the following:

- a notice of loss, the earlier of:
 - 30 calendar days of when the loss is apparent to the participant
 - *--for:
 - livestock death losses, December 29, 2011
 - livestock grazing and feed losses and honeybee and farm-raised fish losses, January 30, 2012--*
- an application for payment no later than January 30, 2012.

Important: There are **no** late-filed provisions for ELAP. FSA shall not refuse to accept a producer's request to file FSA-918 or FSA-930. However, FSA-918 or FSA-930 submitted by participants after the end of the applicable filing date shall be disapproved because they were not filed during the application period.

The application period for ELAP is a matter of general applicability to all participants; therefore, disapproval of FSA-918's or FSA-930's filed after the end of the applicable application period is not appealable.

242 Eligibility Criteria

A General Eligibility Criteria

To be eligible to receive assistance under ELAP for eligible losses for livestock, honeybees, and farm-raised fish, an eligible producer must:

- have suffered eligible losses of livestock, honeybees, and farm-raised fish because of an eligible adverse weather or eligible loss condition that occurred:
 - on or after January 1, 2008 and before October 1, 2011
 - in the calendar year for which assistance is being requested
- have suffered losses that are physically located in the county where the eligible adverse weather or eligible loss condition occurred
- obtain a plan of insurance under FCIA equal to at least the CAT level of coverage or NAP coverage for all crops planted or intended to be planted on the farm, or receive an approved waiver according to subparagraph K, L, M, or N, with the exception of grazing land

Note: The definition of a farm includes all crops planted or intended to be planted on all farms in all counties, excluding grazing land.

- *--timely file FSA-918 or FSA-930, as applicable, for payment
- timely file FSA-578 of all cropland and grazing land acres, honeybee colonies, and farm-raised fish pond acres on FSA-578 according to 2-CP.

Note: For 2008 and 2009 calendar year, late-filed FSA-578's will be accepted without requiring the producer to pay a late-filed fee. All other requirements for late-filed FSA-578's must be met according to 2-CP.--*

242 Eligibility Criteria (Continued)

B Eligible Loss

An eligible loss under ELAP is a loss that an eligible producer or contract grower of livestock, honeybees, or farm-raised fish incurs because of an eligible adverse weather or loss condition including, but not limited to, blizzards and wildfires.

Note: A loss covered under Aquaculture Grant Program, LFP, LIP, or SURE is **not** eligible for ELAP.

To be considered an eligible loss for ELAP, the loss must have occurred:

- during the calendar year for which payment is being requested
- *--because of an eligible adverse weather event or loss condition that occurred on or--* after January 1, 2008, and before October 1, 2011.

C Eligible Livestock Losses

The following provides the eligible livestock losses and corresponding eligibility criteria that **must** be met to be considered eligible livestock losses under ELAP.

Eligible Livestock Losses	Eligibility Criteria
Grazing loss	<ul style="list-style-type: none"> • Incurred on eligible grazing lands physically located in the county where the eligible adverse weather or loss condition occurred. • Because of an eligible adverse weather or loss condition including, but not limited to, blizzards/winter storms, flood, freeze, hurricane, hail, insects, lightning, tornados, excessive winds, tidal surge, volcanic eruption, and wildfire on non-Federal land. <p>Important: A grazing loss will not be considered an eligible loss if:</p> <ul style="list-style-type: none"> • because of an adverse weather condition covered by LFP, such as drought or wildfire on Federally managed land • the producer is receiving compensation under ELAP for additional livestock feed purchases for the same eligible livestock during the same eligible adverse weather or loss condition.
Purchased forage or feed stuffs	<ul style="list-style-type: none"> • Destroyed because of an eligible adverse weather or loss condition including, but not limited to, blizzard, flood, hurricane, tidal surge, tornado, volcanic eruption, wildfire on non-Federal land, or lightning.
Mechanically harvested forage or feed stuffs	<p>Note: Mechanically harvested forage or feed stuffs must be destroyed after harvest to be considered an eligible loss.</p> <ul style="list-style-type: none"> • Intended for use as feed for the participant’s eligible livestock. • Physically located in the county where the eligible adverse weather or loss condition occurred on the beginning date of the eligible adverse weather or loss condition.

242 Eligibility Criteria (Continued)

C Eligible Livestock Losses (Continued)

*--

Eligible Livestock Losses	Eligibility Criteria
Additional livestock feed purchases	<ul style="list-style-type: none"> • Purchased above normal quantities, as determined according to subparagraph 253 D. • Required to maintain eligible livestock, physically located in the county where the eligible adverse weather or loss condition occurred, until additional livestock feed becomes available. <p>Note: The value of additional livestock feed purchases shall not exceed the feed needs of the eligible livestock during the eligible adverse weather or loss condition, as determined according to subparagraph 253 E.</p> <ul style="list-style-type: none"> • Purchased during or after an eligible adverse weather or loss condition including, but not limited to, blizzard, flood, hurricane, tidal surge, tornado, volcanic eruption, wildfire on non-Federal land, or lightning. <p>Important: Additional livestock feed purchases will not be considered eligible if the producer is receiving compensation under ELAP for grazing losses for the same eligible livestock during the same adverse weather or loss condition.</p>
Cost for providing or transporting livestock feed to eligible livestock including, but not limited to, costs associated with equipment rental fees for hay lifts and snow removal	<ul style="list-style-type: none"> • Incurred because of an eligible adverse weather or loss condition, including but not limited to, blizzard, flood, hurricane, tidal surge, tornado, volcanic eruption, wildfire on non Federal land, or lightning. • Suffered in the county where the eligible adverse weather or loss condition occurred. • Incurred in combination with either of the following livestock feed losses: <ul style="list-style-type: none"> • purchased or mechanically harvested forage or feed stuffs • additional livestock feed purchases.
Physical loss of livestock in excess of normal mortality	Died because of an eligible adverse loss condition not covered under LIP including, but not limited to, wolf depredation.

When a producer has both a grazing loss and a loss resulting from additional feed purchases, above normal quantities, for the same livestock, the producer will be compensated under ELAP for the loss providing the larger payment to the producer, as determined on FSA-918-1.--*

242 Eligibility Criteria (Continued)

C Eligible Livestock Losses (Continued)

*--FSA-918-1:

- calculates and compares the eligible payment for both the grazing and feed loss
- includes the larger calculated amount in the producer's ELAP payment.

Note: An eligible livestock producer **may** receive compensation for both a grazing loss and any combination of the following livestock losses:

- loss of purchased and mechanically harvested forage or feedstuffs
- losses resulting from additional expenses for providing or transporting feed to eligible livestock
- physical loss of livestock in excess of normal mortality.--*

D Eligible Honeybee/Farm-Raised Fish Losses

For honeybee or farm-raised fish feed losses to be eligible, the honeybee or farm-raised fish feed producer must have:

- suffered a loss of purchased or produced honeybee or farm-raised fish feed that was intended as feed for the honeybees or farm-raised fish that was damaged because of an eligible adverse weather or loss condition
- incurred the loss in the county where the eligible adverse weather or loss condition.

For honeybee colony or honeybee hive losses to be eligible, the honeybee colony or honeybee hive producer must have:

- lost the honeybee colony or honeybee hive because of an eligible adverse weather or eligible loss condition
- incurred the loss in the county where the eligible adverse weather or eligible loss condition occurred.

Note: The eligible honeybee producer must provide documentation to support that the loss of honeybee colony was because of colony collapse disorder, as provided in subparagraph 261 E.

242 Eligibility Criteria (Continued)**D Eligible Honeybee/Farm-Raised Fish Losses (Continued)**

For a death loss for bait fish or game fish to be eligible, the producer must have:

- suffered a physical loss of bait fish or game fish because of an eligible adverse weather or eligible loss condition
- incurred the loss in the county where the eligible adverse weather or eligible loss condition occurred.

E Eligible Adverse Weather or Loss Conditions for Livestock Feed and Grazing Losses

Eligible adverse weather or eligible loss conditions for livestock **feed and grazing losses** include, but are **not** limited to, the following:

- blizzards/winter storms
- flooding
- freeze damage
- grasshopper infestation as approved by DAFP
- hail
- hurricanes/tidal surge
- insects
- lightning
- tornados/excessive wind
- volcanic eruption
- wildfires on non-Federally managed grazing lands.

242 Eligibility Criteria (Continued)**F Eligible Loss Conditions for Livestock Death Losses**

Eligible loss conditions for livestock death losses are loss conditions determined eligible by DAFP and **not** related to an eligible adverse weather event under LIP.

Wolf depredation has been determined to be an eligible loss condition for livestock death losses. ELAP compensates eligible livestock producers for livestock death losses because of wolf depredation for confirmed wolf kills only. ELAP does **not** compensate livestock producers for probable wolf kills.

--See subparagraph 251 L for the required producer certification for wolf depredation.--

G Eligible Adverse Weather or Loss Conditions for Honeybee Losses

Eligible adverse weather or eligible loss conditions for honeybee losses include, but are not limited to, the following:

- colony collapse disorder
- earthquake
- floods
- hurricanes/tidal surge
- tornado/excessive winds
- volcanic eruption
- wildfires
- winter storms/blizzards as approved by DAFP.

H Eligible Adverse Weather or Loss Conditions for Farm-Raised Fish Losses

Eligible adverse weather or eligible loss conditions for farm-raised fish losses include, but are not limited to, the following:

- contaminated water (death losses only)
- earthquakes
- excessive heat (death losses only)
- excessive winds
- flooding
- hurricanes
- tidal surge
- tornados
- volcanic eruption
- freeze as approved by DAFP.

242 Eligibility Criteria (Continued)

I Eligible Producers

*--To be considered an eligible livestock, honeybee, or farm-raised fish producer, the producer must be an individual or entity that is:

- a citizen of the United States
- a resident alien

Note: Resident alien means “lawful alien”.

- a partnership of citizens of the United States
- a corporation, limited liability corporation, or other farm organizational structure organized under State law
- any Native American tribe as defined in the Indian Self-Determination and Education Assistance Act
- any Native American organization or entity chartered under the Indian Reorganization Act
- any economic enterprise under the Indian Financing Act of 1974.--*

To be considered an eligible livestock producer for livestock feed losses and to receive payments, the participant must have owned, cash-leased, purchased, entered into a contract to purchase, or been a contract grower of eligible livestock during the 60 calendar days before the beginning date of the eligible adverse weather or eligible loss condition and must have suffered 1 of the following:

- a loss of **purchased** forage or feedstuffs intended for use as feed for the participant’s eligible livestock that was physically located in the county where the eligible adverse weather or loss condition occurred because of an eligible adverse weather or loss condition in the calendar year for which benefits are being requested

242 Eligibility Criteria (Continued)

I Eligible Producers (Continued)

- a loss of **mechanically harvested** forage or feedstuffs intended for use as feed for the participant's eligible livestock that was physically located in the county where the eligible adverse weather or loss condition occurred because of an eligible adverse weather or loss condition in the calendar year for which benefits are being requested

Note: The loss must have occurred after harvest because of an eligible adverse weather or eligible loss condition.

- a loss resulting from the additional cost incurred for providing or transporting livestock feed to the participant's eligible livestock because of an eligible adverse weather or *-eligible loss condition including, but not limited to, costs associated with equipment rental fees for snow removal or hay lifts
- a loss resulting from the additional cost of purchasing additional livestock feed, above normal quantities, required to maintain the livestock until additional livestock feed becomes available.--*

Note: The additional feed purchased above normal must be feed that is fed to maintain livestock in the county where the eligible adverse weather or eligible loss condition occurred.

242 Eligibility Criteria (Continued)

I Eligible Producers (Continued)

To be considered an eligible livestock producer for grazing losses and to receive payments, the producer must have:

- during the 60 calendar days before the beginning date of the eligible adverse weather or eligible loss condition, owned, cash-leased, purchased, entered into a contract to purchase, or been a contract grower of eligible livestock
- suffered a loss on land that is either:
 - native or improved pastureland with a permanent vegetative cover
 - planted to a crop specifically for the purpose of providing grazing for covered livestock
- ~~---~~provided pastureland or grazing land during the normal grazing period for covered~~---~~* livestock, including cash-rented pastureland or grazing land for covered livestock that is physically located in the county where the eligible adverse weather or loss condition occurred. * * *

To be considered an eligible livestock producer for livestock death losses, the:

- livestock owner must have owned the livestock on the day the livestock died under conditions in which no contract grower could have been eligible for ELAP payment with respect to the animal because of the eligible loss condition
- contract grower must have had:
 - a written agreement with the owner of the eligible livestock setting the specific terms, conditions, and obligations of the parties involved regarding the production of livestock
 - control of the eligible livestock on the day the livestock died
 - a risk of loss in the animal.

To be considered an eligible honeybee producer, the producer must have an interest and risk in an eligible honeybee colony:

- ~~---~~being maintained for producing honey, pollinating, or breeding bees for commercial~~---~~* use as part of a farming operation on the beginning date of the eligible adverse weather or eligible loss condition
- that is physically located in the county where the eligible adverse weather or eligible loss condition occurred on the beginning date of the eligible adverse weather or eligible loss condition.

242 Eligibility Criteria (Continued)**I Eligible Producers (Continued)**

To be considered an eligible producer for farm-raised fish, the fish must be produced in a controlled environment so to be considered “farm-raised fish”; the “farm-raised fish” must for:

- feed losses:
 - be an aquatic species that is propagated and reared in a controlled environment
 - be maintained and harvested for commercial use as part of a farming operation
 - be physically located in the county where the eligible adverse weather or eligible loss condition occurred on the beginning date of the eligible adverse weather or loss condition
- death losses:
 - be bait fish or game fish that are propagated and reared in a controlled environment
 - been maintained for commercial use as part of a farming operation
 - been physically located in the county the eligible adverse weather or eligible loss condition occurred on the beginning date of the eligible adverse weather or loss condition

* * *

*--242 Eligibility Criteria (Continued)

J Risk Management Purchase Requirement

For producers to be eligible for assistance under ELAP for eligible losses for livestock, honey bees, or farm-raised fish, producers **must**, for every commodity on every farm in which the producer has an interest for the relevant program year:

- in the case of an “insurable commodity”, obtained catastrophic coverage or better under a policy or plan of insurance administered by RMA under FCIA, except this obligation will not include crop insurance pilot programs so designated by RMA or forage crops intended for grazing
- in the case of a “noninsurable commodity”, obtained NAP coverage by filing the proper paperwork and paying the applicable administrative fees by the applicable State application closing dates for NAP, except that this requirement will not include forage on grazing land.

The statute requires eligible producers to obtain a policy or plan of insurance equal to at least the CAT level of coverage or NAP coverage for each crop planted or intended to be planted for harvest on the **whole** farm, excluding grazing.

A farm is defined as the sum of all crop acreage in all counties nationwide that a producer has an interest that is planted or intended to be planted for harvest by the eligible producer.

Example 1: An eligible livestock producer that raises alfalfa and corn must purchase crop insurance or NAP coverage on the alfalfa and corn, but not the grazing land, to be eligible to participate in ELAP for an eligible livestock grazing loss.

Note: An eligible livestock producer that suffers a grazing loss on native pasture intended for grazing is not required to purchase crop insurance or NAP coverage on the grazing lands to receive ELAP benefits for the grazing loss; however, to be eligible to receive benefits for the grazing loss, the producer would have to purchase crop insurance or NAP coverage for the corn and alfalfa.

Example 2: An eligible producer of honey bees that raises wheat, soybeans, and honey must obtain a policy or plan of insurance or NAP coverage on the wheat, soybeans, and honey to be eligible for ELAP benefits for the physical losses of the honey bees, because of colony collapse disorder.

Example 3: An eligible farm-raised fish producer that suffers a loss because of an eligible adverse weather or eligible loss condition on purchased catfish feed, that also produces soybeans must purchase crop insurance or NAP coverage on catfish and soybeans to be eligible for ELAP benefits for the catfish feed loss.--*

242 Eligibility Criteria (Continued)**J Risk Management Purchase Requirement (Continued)**

The risk management purchase requirement for ELAP will be determined based on the initial intended use of a crop at the time a policy or plan of insurance or NAP coverage was purchased and as reported on the acreage report.

K Waiver for 2008 Calendar Year Only for ELAP

Producers are eligible for ELAP only if they have obtained either crop insurance or NAP coverage on all insurable and noninsurable commodities on every farm in which the producer has an interest for the relevant crop year, excluding forage crops intended for grazing.

The 2008 Farm Bill was enacted June 18, 2008. Sales closing dates for CAT and application closing deadlines for NAP for the 2008 crop year for all insurable and noninsurable * * * had passed. For the 2008 crop year, the insurance or NAP purchase requirement will be waived for eligible producers for losses during the 2008 crop year if the eligible producer paid a fee (buy-in) equal to applicable NAP service fee or catastrophic risk protection plan fee by September 16, 2008. Payment of a buy-in fee is for the sole purpose of becoming eligible for ELAP and does not provide any actual insurance or NAP coverage or assistance.

Any producer of 2008 commodities that did not meet the risk management purchase requirement and who did not meet the September 16, 2008, buy-in deadline may still be eligible for 2008 ELAP assistance if the producer paid the applicable catastrophic risk protection plan fee or the applicable NAP service fee no later than May 18, 2009, provided that in the case of each:

- insurable commodity, excluding grazing land, the eligible producer on the farm agrees to obtain a policy or plan of insurance under FCIA, excluding a crop insurance pilot program for the next insurance year for which crop insurance is available to the eligible producer on the farm at a level of coverage equal to 70 percent or more of the recorded or appraised average yield indemnified at 100 percent of the expected price, or equivalent coverage
- noninsurable commodity, the eligible producer on the farm must agree to file the required paperwork, and pay the administrative fee by the applicable State filing deadline, for NAP for the next year for which a policy is available.

L Waiver for 2009 Calendar Year Only for ELAP

For the 2009 crop year, RMPR will be waived for insurable crops where the sales closing date for crop insurance coverage occurred before August 14, 2008, so long as the buy-in fee was paid by January 12, 2009.

242 Eligibility Criteria (Continued)

M Farm-Raised Fish Producers

*--NAP coverage or a policy or plan of insurance administered by RMA is **not** available for farm-raised fish. Therefore, to be eligible for 2008, 2009, 2010, and 2011, through September 30, 2011, farm-raised fish losses under ELAP, a producer who does **not** have--* any other crop planted or intended to be planted for harvest on the whole farm, excluding grazing, does **not** have to:

- meet RMPR
- pay a buy-in fee equal to the applicable NAP service fee or catastrophic risk protection plan fee.

N Honeybee Producers

Honeybee producers, who have a risk in honey production for producing honey for commercial use as part of a farming operation, must meet RMPR.

A pasture, rangeland, and forage pilot policy:

- is available for honey producers in certain areas of the country
- covers all aspects of honey production, including the loss of hives or colonies
- will allow the producer to meet RMPR; however, it is **not** required for all producers because it is a pilot.

NAP coverage is **not** available for the loss of honeybee colonies or hives. Therefore, a honeybee producer meeting **all** of the following criteria does **not** have to meet RMPR to be *--eligible for 2008, 2009, 2010, and 2011, through September 30, 2011, only, honeybee--* losses under ELAP:

- does **not** have any other crop planted or intended to be planted for harvest on the whole farm, excluding grazing
- has a risk in a honeybee pollination or breeding operation
- does **not** produce honey for commercial use.

In addition, honeybee producers meeting this criteria do **not** have to pay a buy-in fee equal to the applicable NAP service fee or catastrophic risk protection plan fee to become eligible for ELAP payments.

242 Eligibility Criteria (Continued)

O Waiver of Buy-In for Socially Disadvantaged, Limited Resource, or Beginning Farmers or Ranchers

Producers who meet the requirements of a socially disadvantaged, limited resource, or beginning farmer or rancher do **not** have to meet RMPR and are not required to pay the buy-in fee for 2008 and subsequent years.

The waiver for socially disadvantaged, limited resource, or beginning farmer or rancher provides that producers who are socially disadvantaged, limited resource, or beginning farmers or ranchers do not have to meet RMPR and, therefore, are not required to pay the buy-in fee.

In the case of an eligible livestock producer that is a socially disadvantaged farmer or rancher or limited resource or beginning farmer or rancher, the Secretary may:

- waive the requirement to purchase a policy or plan of insurance or obtain coverage under the noninsured crop disaster assistance program
- provide disaster assistance under this subpart at a level that the Secretary determines to be equitable and appropriate.

***--P Equitable Relief for 2008**

The Food, Conservation, and Energy Act of 2008 provided special consideration to provide equitable relief in 2008 to eligible producers who failed to meet 2008 RMPR for ELAP, because most sales closing dates for crop insurance and application closing dates for NAP occurred before the enactment.

For relief requests submitted before May 18, 2009, equitable relief was granted by STC, on a case-by-case basis, to an eligible producer who failed to meet 2008 RMPR when the determination was made that the producer made a good faith effort to comply, and when 1 of the following situations occurred:

- producer was unable to pay the 2008 buy-in fee for the crop by the September 16, 2008, deadline and the sales closing date for crop insurance or application closing date for NAP crops had passed
- late-planting a crop because of weather-related causes--*

242 Eligibility Criteria (Continued)

P Equitable Relief for 2008 (Continued)

- actual use of the crop that differs from IU was uninsurable.

Example: Certain insurance policies, such as Crop Revenue Coverage, insure corn **only** intended as grain. If the corn is intended for silage, the coverage will **not** attach.

Note: 7-CP * * * was used to determine whether a producer made a good faith effort.

Equitable relief shall **not** be granted by STC to a producer who failed to meet 2008 RMPR because of 1 of the following reasons:

- producer intentionally chose **not** to insure a covered crop under RMA or NAP
- a lack of good faith in reporting acreage or production
- ineligibility determinations rendered under RMA or NAP regulations
- producer was prohibited from insuring acreage because the producer did **not** timely pay the crop insurance premiums in a prior year
- relief request was after May 18, 2009.

Equitable relief requests must be initiated by the participant. It is the participant's responsibility to provide evidence to the satisfaction of FSA, that the failure to meet RMPR was unintentional. It is not FSA's responsibility to provide documentation that a failure to meet RMPR was or was not intentional. It is the participant who has failed to meet RMPR and who is seeking relief for that failure who must provide evidence as to intent, to the satisfaction of FSA.

Producers granted relief by STC for **not** meeting 2008 RMPR must pay a \$100 per crop administrative fee.

Note: The administrative fee is \$100 per crop, but **not** more than either of the following:

- \$300 per producer per administrative county
- \$900 total per producer for all counties less any previously paid fees for CAT and/or NAP.

Producers **must** visit their administrative county to pay the appropriate fees and complete CCC-752 or CCC-753.

242 Eligibility Criteria (Continued)

P Equitable Relief for 2008 (Continued)

STC's shall do the following for 2008 relief cases acted on by STC:

- review each request for equitable relief and clearly document in STC minutes the justification for granting or denying equitable relief
- include the following information in STC minutes when granting or denying equitable relief:
 - producer's name
 - program year
 - ELAP Program
 - action taken by the producer.

COC shall do the following for relief cases to be submitted to STC:

- review each equitable relief request and clearly document the justification for recommending equitable relief, along with all supporting documentation to STC
- document the justification for recommending equitable relief in COC minutes according to 7-CP * * * **before** submitting equitable relief cases to STC.

Note: FSA-321 shall **not** be completed according to 7-CP.

The American Recovery and Reinvestment Act authorized an additional waiver for a second buy-in. This waiver allowed producers another opportunity to pay a buy-in fee to be eligible for ELAP.

Since producers were given a second opportunity to pay a buy-in fee to meet 2008 RMPR, all STC relief provisions were suspended.

Important: For requests for relief cases submitted after May 18, 2009, State and County Offices shall follow 7-CP for submitting equitable relief cases to DAFP.

242 Eligibility Criteria (Continued)

Q Equitable Relief for 2009 and Subsequent Years

The 2009 crop year sales closing dates for crop insurance and application closing dates for NAP coverage had occurred **before** enactment of the Food, Conservation, and Energy Act of 2008 for some crops. Pub. L. 110-398 amended the Food, Conservation, and Energy Act of 2008 to allow a waiver of RMPR for producers who did **not** meet RMPR.

Producers were given the opportunity to buy-in until January 12, 2009, for crops that had a sales closing date before August 14, 2008, and for which crop insurance was not purchased.

Note: The application closing date for NAP was extended until December 1, 2008; therefore, this provision did **not** apply to NAP crops.

Equitable relief may be granted by STC on a case-by-case basis, to an eligible producer that failed to meet 2009 and subsequent years RMPR when the determination has been made that the producer made a good faith effort to comply.

Note: See 7-CP * * * to determine whether a producer made a good faith effort to comply.

STC shall **not** grant equitable relief to a producer that failed to meet 2009 and subsequent years RMPR because of any of the following reasons:

- producer intentionally chose **not** to insure a covered crop under RMA or NAP
- a lack of good faith in reporting acreage or production
- ineligibility determinations rendered under RMA or NAP regulations
- producer's inability to insure acreage because of **not** paying premiums with crop insurance in a prior year
- violations of HEL and WC provisions
- violations of controlled substance provisions.

242 Eligibility Criteria (Continued)

Q Equitable Relief for 2009 and Subsequent Years (Continued)

Equitable relief requests **must** be initiated by the participant.

Producers granted relief for **not** meeting 2009 and subsequent years RMPR shall pay a \$250 per crop administrative fee.

Note: There is **no** limit on the amount of administrative fees that can be collected from a producer for equitable relief.

Producers **must** visit their administrative county to pay the appropriate fees and complete FSA-754 and/or FSA-755.

STC shall:

- review each request for equitable relief and clearly document in STC minutes the justification for granting or denying equitable relief
- include the following information in STC minutes when granting or denying equitable relief:
 - producer's name
 - program year
 - program
 - action taken by producer.

COC shall:

- review each equitable relief request and clearly document the basis for recommending equitable relief, along with all supporting documentation to STC
- document the basis for recommending equitable relief in COC minutes according to 7-CP * * * **before** submitting equitable relief cases to STC.

Note: FSA-321 shall **not** be completed according to 7-CP.

It is the participant's responsibility to provide evidence to the satisfaction of FSA, that the failure to meet RMPR was unintentional. It is not FSA's responsibility to provide documentation that a failure to meet RMPR was or was not intentional. It is the participant who has failed to meet RMPR and who is seeking relief for that failure who must provide evidence as to intent, to the satisfaction of FSA.

242 Eligibility Criteria (Continued)

R Deceased Individuals and Dissolved Entities

Authority to sign contracts, applications, and other documents on behalf of an eligible participant who is now a deceased individual or a dissolved entity may vary according to State law. Payments may be made for eligible grazing losses suffered by an eligible livestock producer who is now a deceased individual or is a dissolved entity if a representative, who currently has authority to enter into a contract, on behalf of the participant, signs FSA-918 or FSA-930, as applicable.

Important: Proof of authority to sign for the eligible deceased individual or dissolved entity **must** be on file in the County Office before the representative is allowed to sign FSA-918 or FSA-930 for the participant. Proof of authority includes any of the following:

- court order
- document approved by the OGC Regional Attorney
- letter from Secretary of State.

FSA-325 is:

- only used when it is requested that a payment earned by a deceased, missing, or incompetent program participant be issued in a name other than that of the deceased, missing, or declared incompetent program participant
- not applicable for determining who may file a program application for a deceased, incompetent, or missing individual.

State Office shall consult with the OGC Regional Attorney on the following types of cases:

- documentation submitted does **not** clearly establish authority to enter into a contract or application on behalf of the deceased individual, closed estate, or dissolved entity
- application from and request for issuing payments to heirs of a deceased individual without documentation provided that the heir establishes authority to enter into a contract or application on behalf of the deceased individual.

242 Eligibility Criteria (Continued)

R Deceased Individuals and Dissolved Entities (Continued)

If a participant is now a dissolved general partnership or joint venture, all members of the general partnership or joint venture at the time of dissolution, or their duly authorized representatives **must** sign FSA-918 or FSA-930.

Note: Only one FSA-918 or FSA-930 will be submitted for payment for the general partnership or joint venture; however, all members **must** sign FSA-918 or FSA-930.

See paragraph 282 for making payments to deceased individuals, closed estates, and dissolved entities.

243-250 (Reserved)

Section 3 Livestock Eligibility Criteria

251 Livestock Eligibility

A Eligible Livestock for Feed Losses and Grazing Losses

To be considered eligible livestock for livestock feed losses and grazing losses, livestock must meet **all** of the following conditions:

- be adult and nonadult beef cattle, adult and nonadult buffalo/beefalo, adult and nonadult dairy cattle, alpacas, deer, elk, emus, equine, goats, llamas, poultry, reindeer, sheep, or swine
- be livestock that would normally have been grazing the eligible grazing land or pastureland during the normal grazing period for the specific pasture type of grazing land or pastureland in the county

Note: Livestock that would **not** have normally been grazing the land in the eligible county will not be eligible to be included in the calculation for determining monthly feed cost. However, if the livestock would normally have been grazing the eligible grazing land but the producer had to move them to another county for grazing, the livestock would be eligible to be included when calculating the monthly feed cost.

- be livestock that is owned, leased, purchased, under contract for purchase, or been raised by a contract grower or an eligible livestock producer, during the 60 calendar days before the beginning date of the eligible adverse weather or eligible loss condition
- been maintained for commercial use as part of the producer's farming operation on the beginning date of the eligible adverse weather or eligible loss condition
- not have been produced or maintained for reasons other than commercial use as part of the producer's farming operation
- not have been livestock that were or would have been in a feedlot, on the beginning date of the eligible adverse weather or eligible loss condition, as part of the normal business operation of the producer.

B Eligible Livestock for Death Losses

For death losses for livestock owners to be eligible, the livestock must meet **all** of the following:

- be alpacas, adult or nonadult dairy cattle, beef cattle, buffalo/beefalo, deer, elk, emus, equine, goats, llamas, poultry, reindeer, sheep, or swine
- been owned by an eligible livestock owner on the day the livestock died

251 Livestock Eligibility (Continued)

B Eligible Livestock for Death Losses (Continued)

- died:
 - *--as a direct result of an eligible loss condition that occurs on or after January 1, 2008, and before October 1, 2011
 - on or after the beginning date of the eligible loss condition
 - on or after January 1, 2008, and no later than 60 calendar days from the ending date of the eligible loss condition, but before November 30, 2011--*
- * * *
- in the calendar year for which payment is being requested
- been maintained for commercial use as part of a farming operation on the day the livestock died
- before dying, not have been produced or maintained for reasons other than commercial use as part of a farming operation such as, but not limited to, recreational purposes, pleasure, hunting, roping, pets, or for show-eligible.

For death losses for contract growers to be eligible, the livestock must meet **all** of the following:

- be poultry or swine
- been in the possession of an eligible contract grower on the day the livestock died
- died:
 - *--as a direct result of an eligible loss condition that occurs on or after January 1, 2008, and before October 1, 2011
 - on or after the beginning date of the eligible loss condition
 - on or after January 1, 2008, and no later than 60 calendar days from the ending date of the eligible loss condition, but before November 30, 2011--*
- * * *
- in the calendar year for which payment is being requested

251 Livestock Eligibility (Continued)

B Eligible Livestock for Death Losses (Continued)

- been maintained for commercial use as part of a farming operation on the day the livestock died
- before dying, not have been produced or maintained for reasons other than commercial use as part of a farming operation such as, but not limited to, recreational purposes, pleasure, hunting, roping, pets, or for show-eligible.

Note: The contract grower **shall** provide a copy of the grower contract to the administrative FSA County Office to prove that the participant had possession of the livestock on the day the livestock died.

Important: If an animal was pregnant at the time of death, only the pregnant animal that died is eligible for payment under ELAP. The unborn animal is **not** considered eligible livestock under ELAP.

See:

- *--subparagraph J for acceptable documentation of livestock deaths--*
- paragraph 233 for definitions of eligible livestock, commercial use, and farming operation
- paragraph 252 for further delineation of eligible livestock by payment rate.

C Eligibility for Newborn or Stillborn Animals

Animals that were born at normal full-term or near full-term shall qualify for ELAP if **both** of the following apply:

- the death was the direct cause of the eligible loss condition
- the birth produced a fully developed carcass that normally would have survived under normal conditions.

Note: Animals that died before they reached full-term or near full-term and would not normally survive under normal conditions do not qualify for ELAP benefits.

--251 Livestock Eligibility (Continued)*D Ineligible Livestock**

Animals **not** eligible for ELAP include, but are not limited to, the following:

- livestock produced or maintained for reasons other than commercial use as part of a farming operation including, but not limited to, livestock produced or maintained for recreational purposes, such as:
 - consumption by the owner
 - hunting
 - used as pets
 - pleasure
 - roping
 - show

Example 1: Mike Jones owns 5 horses, 2 beef steers, and 3 goats. Mr. Jones maintains the horses for pleasure riding and fox hunting, and maintains the goats as pets for his children. He maintains the beef steers to be consumed by his family. Accordingly, Mr. Jones does not maintain any of the livestock for commercial use as part of a farming operation.

Because none of Mr. Jones' livestock is maintained for commercial use as part of a farming operation, the animals are **not** eligible livestock for ELAP.

Example 2: Joe Smith owns 5 horses which he uses to pull hansom cabs in the tourist district of the local city. The hansom cabs are Mr. Smith's business activity he engages in as a means of livelihood for profit.

However, because the horses are not maintained as part of a farming operation, they are not eligible livestock for ELAP.--*

251 Livestock Eligibility (Continued)

D Ineligible Livestock (Continued)

Example 3: Jane Black owns and raises a deer herd. Mrs. Black sells the does to a local food market to be processed into meat products. She sells the bucks to hunting preserves nationwide.

Mrs. Black is in the business of selling deer as a means of livelihood for profit; therefore, the deer are maintained for commercial use. However, they also must be maintained as part of a farming operation.

The County Office must determine whether Mrs. Black's deer business is a farming operation. Mrs. Black must provide evidence to satisfy COC or CED that the deer are part of a farming operation. One indicator of being a farming operation would be whether Mrs. Black files taxes as a farming operation. The County Office cannot request Mrs. Black to provide a copy of her tax records; however, COC or CED may ask Mrs. Black how she files her taxes for the operation.

- yaks
- ostriches
- any wild free roaming livestock, including horses and deer
- for grazing and feed losses all nonadult beef cattle, dairy cattle, and buffalo/beefalo that weighed less than 500 pounds on the beginning date of the eligible adverse weather or eligible loss condition
- any animals not included in subparagraph A, B, or C.

* * *

251 Livestock Eligibility (Continued)

E Eligible Grazing Types

Different types or varieties of pasture and grazing crops for a county shall be grouped into 1 of the following:

- improved pasture with permanent vegetative cover (nonirrigated)
- native pasture with permanent vegetative cover (nonirrigated)
- small grain crops planted specifically for providing grazing for covered livestock (nonirrigated)
- forage sorghum crops planted specifically for providing grazing for covered livestock (nonirrigated)
- annual ryegrass that is specifically for providing grazing for covered livestock (nonirrigated).

251 Livestock Eligibility (Continued)

F Eligible Grazing Lands

The following are eligible grazing lands:

- State and Federal lands, if either of the following apply:
 - the land is leased on a long-term basis that COC determines requires lessee contribution including, but not limited to, wells, fences, or other maintenance and upkeep inputs
 - pasture or grazing land is leased for cash or fixed amount for an established grazing period
- previously irrigated grazing land that was not irrigated during the current production year because of lack of water for reasons beyond the participant's control

Note: Counties should use the same provisions as used under NAP for covering irrigated grazing losses.

- privately owned, cash or share leased pasture or rangeland that is used to provide grazing for covered livestock.

Livestock producers are responsible for providing documentation to COC such as, but not limited to, written leases to show that their contributions are at risk in the pastureland and grazing land for which benefits are being requested under ELAP. COC shall review and document in the COC minutes that pastureland or grazing land that is cash leased meets the eligibility criteria for leased pastureland or grazing land under ELAP.

Note: Losses because of drought or wildfires on Federally managed land for which the participant is prohibited from grazing his permitted livestock is not eligible under ELAP.

251 Livestock Eligibility (Continued)

G Ineligible Grazing Land

The following are ineligible types of grazing:

- acreage enrolled in CRP
- irrigated pastures or crops
- acreage intended for grain, such as corn, where the stocks or aftermath is grazed
- seeded small grain forage crops that are planted with the specific purpose of harvesting forage or seed

Note: Seeded small grain forage crops include the following:

- barley
 - millet
 - oats
 - rye
 - triticale
 - wheat.
- grazing land that is leased under any of the following conditions:
 - basis of weight gain
 - cost per head, per day or month

Example: Owner A has an agreement with Producer B under which Owner A pays \$.30 per day for 100 yearlings grazed on Producer B's pasture. Owner A pays only for the number of calendar days the 100 yearlings graze. Because Owner A pays only for the actual calendar days grazed, Owner A suffers no grazing loss, and is ineligible for ELAP.

- on an AUM-only basis, when the lessee incurs no additional expense for pasture maintenance, wells, fences, etc.

H Establishing Grazing Loss Percentages

There is no requirement for a producer to suffer a certain percentage of grazing loss to be eligible for ELAP. In addition there is no requirement that STC or COC establish a minimum or maximum amount of loss to be eligible for ELAP; therefore, STC's or COC's shall not establish minimum or maximum loss percentages for ELAP. The producer will not be required to report a loss percentage to be eligible for ELAP.

***--Note:** Payments to eligible livestock producers for grazing losses will be calculated based on losses for no more than 90 calendar days during the calendar year.--*

251 Livestock Eligibility (Continued)**I Normal Grazing Periods for ELAP**

The normal grazing periods established for all pasture or grazing crop types for ELAP shall be the normal grazing periods established for all pasture or grazing crop types established for LFP according to subparagraph 171 V.

J Proof of Death

Participants must provide verifiable documentation of livestock deaths, including livestock that the participant claims died because of normal mortality. Adequate documentation must be provided that proves the death of eligible livestock occurred as a direct result of an eligible loss condition in the calendar year for which benefits are being requested, including deaths because of normal mortality.

See subparagraph 73 E for types of acceptable verifiable evidence of livestock death losses under LIP that also applies to livestock death losses under ELAP.

If adequate verifiable proof of death documentation is **not** available, including proof of death for normal mortality, the participant may provide reliable records, along with verifiable beginning and ending inventory records, as proof of death.

See subparagraphs 73 F and H for types of reliable records and proof and reasonableness of livestock inventory under LIP that also apply to livestock death losses under ELAP.

For confirmed wolf kill, livestock producers must provide documentation showing confirmation of the wolf kill from a reliable source, such as, but not limited to, the following:

- APHIS
- Department of Natural Resources.

***--K Required Producer Certification for Wolf Depredation**

To be eligible to receive ELAP benefits for livestock losses because of wolf depredation, the livestock producer must certify that he or she has not, and will not, receive benefits for more than 95 percent of the value of livestock lost because of wolf depredation in a calendar year, from all Federal, State, and privately established programs combined, that compensate livestock producers for wolf depredation.

See subparagraph 252 I for determining the 95 percent value of livestock lost, and subparagraph 296 A for the wolf depredation certification statement.--*

252 Livestock Payment Rates, Payment Calculations

A Payment Rates for Eligible Livestock for Grazing Losses

The daily livestock payment rates per head for eligible livestock is based, in part, on the number of pounds of corn equivalent per head, as established by FSA, determined necessary to provide the energy requirements for the specific kind/type of livestock for 1 calendar day. The following provides the daily payment rate per head by covered livestock category.

*--

Kind	Type	Weight Range	Payment Rate Per Head			
			2008	2009	2010	2011
Alpacas	All		\$.9985	\$ 1.3345	\$ 1.1791	\$ 1.1523
Beef	Adult	Cows and Bulls	\$.9985	\$ 1.3345	\$ 1.1791	\$ 1.1523
	Nonadult	500 pounds or more	\$.9985	\$ 1.3345	\$ 1.1791	\$ 1.1523
Buffalo/Beefalo	Adult	Cows and Bulls	\$.9985	\$ 1.3345	\$ 1.1791	\$ 1.1523
	Nonadult	500 pounds or more	\$.9985	\$ 1.3345	\$ 1.1791	\$ 1.1523
Dairy	Adult	Cows and Bulls	\$.9985	\$ 1.3345	\$ 1.1791	\$ 1.1523
	Nonadult	500 pounds or more	\$.9985	\$ 1.3345	\$ 1.1791	\$ 1.1523
Deer	All		\$.9985	\$ 1.3345	\$ 1.1791	\$ 1.1523
Elk		Less than 400 pounds	\$.9985	\$ 1.3345	\$ 1.1791	\$ 1.1523
		400 pounds to 799 pounds	\$.9985	\$ 1.3345	\$ 1.1791	\$ 1.1523
		800 pounds or more	\$.9985	\$ 1.3345	\$ 1.1791	\$ 1.1523
Emus	All		\$.9985	\$ 1.3345	\$ 1.1791	\$ 1.1523
Equine	All		\$.9985	\$ 1.3345	\$ 1.1791	\$ 1.1523
Goats	All		\$.9985	\$ 1.3345	\$ 1.1791	\$ 1.1523
Llamas	All		\$.9985	\$ 1.3345	\$ 1.1791	\$ 1.1523
Poultry		Less than 3 pounds	\$.9985	\$ 1.3345	\$ 1.1791	\$ 1.1523
		3 pounds to 7.9 pounds	\$.9985	\$ 1.3345	\$ 1.1791	\$ 1.1523
		8 pounds or more	\$.9985	\$ 1.3345	\$ 1.1791	\$ 1.1523
Reindeer	All		\$.9985	\$ 1.3345	\$ 1.1791	\$ 1.1523
Sheep	All		\$.9985	\$ 1.3345	\$ 1.1791	\$ 1.1523
Swine		Less than 45 pounds	\$.9985	\$ 1.3345	\$ 1.1791	\$ 1.1523
		45 to 124 pounds	\$.9985	\$ 1.3345	\$ 1.1791	\$ 1.1523
		125 to 234 pounds	\$.9985	\$ 1.3345	\$ 1.1791	\$ 1.1523
	Sow	235 pounds or more	\$.9985	\$ 1.3345	\$ 1.1791	\$ 1.1523
	Boar	235 pounds or more	\$.9985	\$ 1.3345	\$ 1.1791	\$ 1.1523

--*

B Payment Calculations for Per Acre Leased Grazing Losses, Excluding Fire

Payments for an eligible livestock producer for grazing losses, except for losses because of wildfires on non-Federal land will be calculated based on 60 percent of the lesser of:

- the total value of the feed cost for all covered livestock owned by the eligible livestock producer based on the number of days grazing was lost, not to exceed 90 calendar days of daily feed cost for all covered livestock
- the total value of grazing lost for all eligible livestock based on the normal carrying capacity of the eligible grazing land of the eligible livestock producer for the number of grazing days lost, not to exceed 90 calendar days of lost grazing.

Notes: An eligible producer's payment for grazing losses will be reduced by the amount the producer has received under any other disaster program for the same loss.

252 Livestock Payment Rates, Payment Calculations (Continued)

B Payment Calculations for Per Acre Leased Grazing Losses, Excluding Fire (Continued)

An eligible producer will only be compensated for the number of days that grazing was lost, **not to exceed 90 calendar days in a calendar year** for the same livestock.

Important: Calculation of benefits for covered livestock will be on an animal unit basis and will require different types of livestock to be converted to an animal unit basis according to Exhibit 16.

Example 1: Producer A suffers a grazing loss in County A in 2008 because of flooding. Producer A's 100 head of adult beef cattle are unable to graze 1,000 acres of native pasture during the normal grazing period for native pasture for 30 calendar days because of the flooding. Producer A files FSA-918 in the administrative County Office by physical location county. Producer A's payment will be calculated based on 60 percent of the smaller of:

- value of feed cost of all covered livestock = number of eligible livestock converted to an animal unit basis x daily feed cost to maintain 1 animal unit per one day x number of days grazing lost (not to exceed 90 calendar days) x producer's share

100 animal units (100 adult beef cattle x 1.00 AU conversion factor) x
\$.9985 (daily cost to maintain 1 animal unit) x 30 calendar days
(number of days grazing lost) x 100 percent (producer share) =
\$2,996 (value of feed cost of all covered livestock)

- value of grazing lost based on carrying capacity of eligible grazing land = (acres of eligible grazing land/animal unit carrying capacity) x number of days grazing lost (not to exceed 90 calendar days) x daily feed cost to maintain 1 animal unit x producer's share.

1,000 acres native pasture / 5 acres per animal unit x 30 calendar days
(number of days grazing lost) x \$.9985 (daily feed cost) x 100 percent
(producer share) = \$5,991 (value of grazing lost based on carrying
capacity of eligible grazing land)

In this example, Producer A would be paid on the value of feed cost for all covered livestock calculated as follows.

60 percent x \$2,996 (value of feed cost of all covered livestock) = \$1,798
(calculated payment amount) before any applicable reductions or national
payment factor.

252 Livestock Payment Rates, Payment Calculations (Continued)

B Payment Calculations for Per Acre Leased Grazing Losses, Excluding Fire (Continued)

Example 2: Producer B suffers a 2008 grazing loss in County B because of a flood. Producer B's 1,000 head of sheep are not able to graze 1,000 acres of native pasture for 45 calendar days during the normal grazing period for native pasture because of the flood. Producer B files FSA-918 in the administrative County Office by physical location. Producer B's payment will be calculated based on 60 percent of the smaller of:

- value of feed cost of all covered livestock = number of eligible livestock converted to an animal unit basis x daily feed cost to maintain 1 animal unit per one day x number of days grazing lost (not to exceed 90 calendar days) x producer's share

250 animal units (1,000 sheep x 0.25 AU conversion factor) x \$.9985 (daily cost to maintain 1 animal unit) x 45 calendar days (number of days grazing lost) x 100 percent (producer share) = \$11,233 (value of feed cost of all covered livestock)

- value of grazing lost based on carrying capacity of eligible grazing land = (acres of eligible grazing land/animal unit carrying capacity) x number of days grazing lost (not to exceed 90 calendar days) x daily feed cost to maintain 1 animal unit x producer's share.

1,000 acres native pasture/5 acres per animal unit x 45 calendar days (number of days grazing lost) x \$.9985 (daily feed cost) x 100 percent (producer share) = \$8,987 (value of grazing lost based on carrying capacity of eligible grazing land)

In this example, Producer B would be paid on the value of grazing lost based on carrying capacity calculated as follows.

60 percent x \$8,987 (value of grazing lost based on carrying capacity) =
*--\$5,392 (calculated payment amount) before any applicable reductions or
national payment factor--*

Note: The 1,000 head of sheep were converted to an animal unit basis using the conversion chart in Exhibit 16.

252 Livestock Payment Rates, Payment Calculations (Continued)

C Payment Calculations for AUM/AU Leased Grazing Losses, Excluding Fire

Payments for an eligible livestock producer for grazing losses that occur on grazing land or pastureland, except for losses because of wildfires on non-Federal land, that is leased on an AUM/AU basis will be calculated based on 60 percent of the lesser of:

- the total value of the feed cost for all covered livestock owned by the eligible livestock producer based on the number of days grazing was lost, not to exceed 90 calendar days of daily feed cost for all covered livestock
- *--the total value of grazing lost AU's permitted to graze the eligible grazing land for the number of grazing days lost, not to exceed 90 calendar days of lost grazing.--*

Note: An eligible producer will only be compensated for the number of days that grazing was lost, **not to exceed 90 calendar days in a calendar year** for the same livestock.

The eligible livestock producer will report AU's in FSA-918, item 28. * * * If the livestock producer's lease is an AUM lease, the County Office will need to convert AUM's to AU's based on the number of animals grazing for a specific time period.

Example 1: Federal permit allows grazing 500 AUM's for 5 months.

$$500 \text{ AUM's} / 5 \text{ months} = 100 \text{ animal units.}$$

In this example the producer would enter 100 AU's in FSA-918, item 28.

Ensure that AU's for each specific animal type are converted to an AU equivalent. See Exhibit 16.

Example 2: 100 sheep x .25 AU's conversion factor = 25 AU's.

252 Livestock Payment Rates, Payment Calculations (Continued)

C Payment Calculations for AUM/AU Leased Grazing Losses, Excluding Fire (Continued)

Example 3: Producer A has 400 sheep grazing native pasture that is leased on an AU basis in County A in 2008. The 400 sheep are equivalent to 100 AU's (400 sheep x .25 AU's conversion factor). The 100 AU's are unable to graze native pasture for 45 calendar days because of flooding. The Federal permit allows grazing 80 AU's. Producer A files FSA-918 in the administrative County Office by physical location. Producer A's payment will be calculated based on 60 percent of the smaller of:

- value of feed cost of all covered livestock = number of eligible livestock converted to an animal unit basis x daily feed cost to maintain 1 animal unit per one day x number of days grazing lost (not to exceed 90 calendar days) x producer's share

100 animal units (400 sheep x .25) x \$.9985 (daily cost to maintain 1 animal unit) x 45 calendar days (number of days grazing lost) x 100 percent (producer share) = \$4,493 (value of feed cost of all covered livestock)

- value of grazing lost based on AU's permitted to graze the eligible grazing land = (AU's permitted to graze the eligible grazing land) x number of days grazing lost (not to exceed 90 calendar days) x daily feed cost to maintain 1 animal unit x producer's share.

80 AU's x 45 calendar days (number of days grazing lost) x \$.9985 (daily feed cost) x 100 percent (producer share) = \$3,595 (value of grazing lost based on carrying capacity of eligible grazing land)

In this example, Producer A would be paid on the value of grazing lost based on AU's permitted to graze the eligible grazing land calculated as follows.

60 percent x \$3,595 (value of grazing lost based on AU's permitted to
*--graze the eligible land) = \$2,157 (calculated payment amount) before
applying any applicable payment reductions or national payment factor--*

252 Livestock Payment Rates, Payment Calculations (Continued)

D Payment Calculations for Grazing Losses Because of Fire on Non-Federally Managed Land

Payments to an eligible livestock producer for grazing losses because of fire, on non-Federally managed land, will be compensated at a rate of 50 percent of the daily value of grazing, based on normal carrying capacity, for the number of days grazing was lost on the affected acres, not to exceed 180 calendar days during the calendar year.

Example: (number of acres affected by fire / normal carrying capacity of the specific type of grazing land or pastureland) x number of days grazing was lost (not to exceed 180 calendar days in the calendar year) x daily rate of grazing x 50 percent x producer share = payment rate = calculated payment amount for fire losses

1,000 acres / 5 acres per animal unit (normal carrying capacity) x 30 calendar days (number of days grazing was lost) x \$.9985 (daily value of grazing for 2008) x .50 percent x 100 percent (producer share) = \$2,996 (calculated payment amount for fire loss before applying any payment reductions or national payment factor.

E Payment Calculations for Livestock Feed Losses

ELAP payments for livestock feed losses will be based on 60 percent of the cost of the following, not to exceed 90 calendar days of feed costs for the eligible livestock for which feed losses were incurred:

- purchased and harvested feed or feed stuffs that was lost or destroyed because of an eligible adverse weather or loss condition
- additional feed purchased above normal quantities required to maintain eligible livestock during an eligible adverse weather or loss condition
- additional feed expenses incurred because of an eligible adverse weather or loss condition.

Notes: See subparagraph 253:

- A for determining the value of purchased forage or feed stuffs
- B for determining the value of feed or feed stuffs provided by the participant
- *--D for determining the value of additional feed purchased
- E for determining livestock feed needs
- F for determining the value of eligible purchases of additional livestock feed.--*

The amount for which an eligible livestock participant may receive for feed losses under ELAP shall be reduced by any amount received by the participant for the same or similar loss under any other program.

252 Livestock Payment Rates, Payment Calculations (Continued)

E Payment Calculations for Livestock Feed Losses (Continued)

***--Example 1:** In 2008, Producer A has 100 percent interest in 100 head of cattle and 200 head of buffalo. Producer A purchased 1,000 bushels of corn to feed 100 head of cattle. The feed was lost because of a hurricane. In addition, Producer A raised 100 tons of alfalfa hay to feed 200 head of buffalo. The 100 tons of hay was lost because of a flood.

Producer A timely filed FSA-918 and provided a copy of the purchase receipt for 1,000 bushels of corn showing a value of \$5,000 and provided documentation that he produced 100 tons of alfalfa hay. COC determined that the value of the hay was \$100 per ton for a total value of \$10,000.

Producer A did not receive any other compensation for the same feed losses under any other program. Compensation will be calculated as follows.

Total Feed Losses

\$5,000 (value of corn lost) + \$10,000 (value of alfalfa hay lost, as determined by COC) = \$15,000 total feed losses for purchased and harvested feed.

90-Calendar-Day Feed Costs

- 100 head of cattle (number of livestock for which the corn was intended to be fed) x 1.00 (AU Conversion Factor) x 100 percent (participant's share) x \$.9985 (daily payment rate per head) x 90 calendar days = \$8,987 (90-calendar-day feed cost for Producer A's 100 head of cattle).
- 200 head of buffalo (number of livestock for which alfalfa hay was intended to be fed) x 1.00 (AU conversion factor) x 100 percent (participant's share) x \$.9985 (daily payment rate per head) x 90 calendar days = \$17,973 (90-calendar-day feed cost for Producer A's 200 head of buffalo).
- \$8,987 (90-calendar-day feed cost for 100 head of cattle) + \$17,973 (90-calendar-day feed cost for 200 head of buffalo) = \$26,960 (calculated 90-calendar-day feed costs for Producer A's 100 head of cattle and 200 head of buffalo).

Calculated Livestock Feed Payment

\$15,000 (smaller of total feed costs or calculated 90-calendar-day feed costs for Producer A's 100 head of cattle and 200 head of buffalo) x 60 percent (payment factor) = \$9,000 calculated livestock feed payment, before a National factor, if applicable.--*

252 Livestock Payment Rates, Payment Calculations (Continued)

E Payment Calculations for Livestock Feed Losses (Continued)

***--Example 2:** Producer B has 100 percent interest in 100 head of adult beef cows. A January 2008 blizzard required Producer B to hire a bulldozer to plow a road to 100 stranded adult beef cows so that Producer B could haul feed to his stranded livestock. In addition, Producer B purchases 1,000 bushels of corn to feed the 100 head of adult beef cows. The 1,000 bushels of corn was above what Producer B would normally have purchased.

Producer B timely filed FSA-918 and provided documentation to show that the cost of the bulldozer was \$1,000. Producer B provided a copy of the purchase receipt for 1,000 bushels of corn showing a value of \$5,000.

Producer B received \$500 in compensation for the same 2008 feed losses under another program. Compensation will be calculated as follows.

Total Feed Losses

\$1,000 (cost of bulldozer) + \$5,000 (value of additional livestock feed purchased) = \$6,000 total feed losses for purchasing additional livestock feed above normal and additional feed expenses.

90-Calendar-Day Feed Costs

100 head adult beef cows (number of livestock for which 1,000 bushels of corn was fed and for which the bulldozer was hired) x 1.00 (AU Conversion Factor) x 100 percent (participant's share) x \$.9985 (daily payment rate per head) x 90 calendar days = \$8,987 (calculated 90-calendar-day feed cost for Producer B's 100 head of adult beef cows).

Calculated Livestock Feed Payment

\$6,000 (smaller of total feed costs or calculated 90-calendar-day feed costs for Producer B's 100 head adult beef cows) x 60 percent (payment factor) = \$3,600 calculated livestock feed payment.

\$3,600 (calculated livestock feed payment) minus \$500 (payment for the same feed loss received under another program) = \$3,100 net calculated livestock feed payment, before a national factor, if applicable.

Note: This example is assuming the producer did not suffer a grazing loss.--*

252 Livestock Payment Rates, Payment Calculations (Continued)

E Payment Calculations for Livestock Feed Losses (Continued)

***--Example 3:** In 2008, Producer C has 100 percent interest in 500 head of adult beef cows that were or would have been grazing 1,000 acres of fire affected pastureland. COC established a carrying capacity of the pasture land affected by fire of 2.5 acres per animal unit. Producer C purchased 5,000 bushels of corn to feed the 500 head of adult beef cows. The 5,000 bushels of corn to feed 500 head of adult beef cows was lost because of a flood.

Producer C timely filed FSA-918 and provided a copy of the purchase receipt for 5,000 bushels of corn showing a value of \$25,000.

Producer C did not receive any other compensation for the same feed losses under any other program. Compensation will be calculated as follows.

Total Feed Losses

\$25,000 (total feed losses for purchased feed intended to be fed to livestock that were or would have been grazing fire affected pastureland).

90-Calendar-Day Feed Costs

- 1,000 acres of pastureland affected by fire, divided by 2.5 acres per animal unit = 400 maximum animal units on 1,000 acres
- 400 (maximum animal units) x \$.9985 (daily payment rate per head) x 90 calendar days = \$35,946 (90-calendar-day feed cost for 500 head of adult beef cows that were or would have been grazing fire affected pastureland).

Calculated Livestock Feed Payment

\$25,000 (smaller of total feed cost or calculated 90-calendar-day feed costs for Producer C's 500 head of adult beef cows on fire affected pastureland).--*

252 Livestock Payment Rates, Payment Calculations (Continued)

***--F Payment Rates for Livestock Death Losses**

ELAP provides separate payment rates for eligible livestock owners and eligible contract growers. Payment rates for livestock owners are based on 75 percent of a fair market value, as determined by FSA, for the specific livestock category. Payment rates for livestock contract growers are based on 75 percent of the average income loss sustained, as determined by FSA, by the contract grower with respect to the dead livestock. For livestock owners and contract growers, the LIP payment rates will be used when calculating livestock death losses under ELAP. Subparagraph 42 F provides the per head payment rates, by livestock category, for eligible livestock owners, and subparagraph 42 G provides the per head payment rates, by livestock category, for eligible livestock contract growers.

G Normal Mortality Rates for Livestock Death Losses

ELAP compensates eligible livestock producers for eligible livestock death losses that occur in excess of normal mortality because of an eligible loss condition during the calendar year.

Payment for a specific kind/type and weight range of livestock will be determined by multiplying the normal mortality rate for the specific kind/type and weight range of livestock by the number of livestock of that specific kind/type and weight range in inventory at the time of the eligible loss condition and subtracting the result from the number of eligible livestock lost because of the eligible loss condition.

Example: Producer A owned 200 head of adult beef cattle on the beginning date of loss condition.

- Normal mortality is 2 percent
- 10 head were lost
- $200 \text{ head} \times 2 \text{ percent} = 4$ (loss threshold)
- $10 \text{ head lost} - 4 \text{ (loss threshold)} = 6$ head adult beef cattle eligible for payment.

The normal mortality rates established by the STC's under LIP, as provided in subparagraph 41 I, will be used when calculating ELAP livestock death losses.--*

252 Livestock Payment Rates, Payment Calculations (Continued)

H Payment Calculation for Livestock Death Losses

Eligible livestock producers will be compensated for eligible livestock death losses because of an eligible loss condition based on the following:

- national payment rate for each livestock category times
- number of eligible livestock that died in each category as a result of an eligible loss condition in excess of normal mortality.

***--Note:** A payment reduction may be applied to a livestock producer's death loss payment, as provided in subparagraph I.--*

Example: Producer A has 100 nonadult beef cattle, less than 400 pounds, on April 1, 2009. The normal mortality rate for nonadult beef cattle, less than 400 pounds, is 3 percent. On April 10, 2009, Producer A lost 20 nonadult beef cattle because of wolf depredation. The payment rate for nonadult beef cattle, less than 400 pounds, is \$319.44.

- 20, number of death losses because of eligible loss condition
- 0, number lost because of normal mortality
- 3, death loss threshold
- *--17 head of nonadult beef cattle eligible for payment
- 17 head x \$319.44 = \$5,430.

\$5,430 is the producer's livestock death loss payment before applying a payment reduction, if any, according to subparagraphs I and J.--*

* * *

252 Livestock Payment Rates, Payment Calculations (Continued)

***--I Calculating 95 Percent Value of Livestock Lost Because of Wolf Depredation**

To be eligible for ELAP benefits for livestock losses because of wolf depredation, livestock producers must sign a wolf depredation certification statement as provided in subparagraph 251 K. If a producer that suffered livestock death losses because of wolf depredation does not certify that he or she will not receive benefits for more than 95 percent of the value of livestock lost because of wolf depredation, then the County Office must determine the 95 percent value of livestock lost because of wolf depredation, according to the following table, to determine if a payment reduction must be applied to the producer's ELAP payment, as calculated in subparagraph J.

Step	Action
1	Determine 100 percent of the fair market value for the specific livestock category by dividing: <ul style="list-style-type: none"> • the per head payment rate for the specific livestock category, provided in subparagraph 42 F, by • .75.
2	Determine 100 percent of the value of the livestock lost because of wolf depredation by multiplying: <ul style="list-style-type: none"> • the number of eligible livestock lost, times • 100 percent of the fair market value for the specific livestock category determined in step 1.
3	Determine 95 percent of the value of livestock lost because of wolf depredation by multiplying: <ul style="list-style-type: none"> • the result in step 2, by • .95.

Example: Continuing with the example in subparagraph H, 75 percent of the per head fair market value for nonadult beef cattle, less than 400 pounds for 2009, is \$319.44, as provided in subparagraph 42 F.

Step	Action
1	$\$319.44 \div .75 = \425.92 ; 100 percent of the per head fair market value for nonadult beef cattle, less than 400 pounds.
2	17 head of nonadult beef cattle, less than 400 pounds, eligible for payment $\times \$425.92 = \$7,240.64$, 100 percent of the value of the livestock lost because of wolf depredation.
3	$\$7,240.64 \times .95 = \$6,879$; 95 percent of the value of livestock lost because of wolf depredation.

--*

252 Livestock Payment Rates, Payment Calculations (Continued)

J Calculating Payment Reduction for Livestock Death Loss Payment Because of Wolf Depredation

To ensure a livestock producer does not receive more than 95 percent of the value of the livestock lost from all Federal, State, and privately established programs combined, the County Office must calculate a producer’s payment reduction, according to the following table.

Step	Action
1	Sum the previous benefits the producer has received from all Federal, State, and privately established programs for the same livestock losses because of wolf depredation, included in FSA-918, item 60.
2	Subtract the result in step 1 from the 95 percent value of livestock lost, determined in subparagraph I. Important: Result is maximum amount producer is eligible to receive under ELAP.
3	Determine the producer’s net calculated payment for livestock death losses, according to FSA-918-1, Part I, item 98.
4	Determine the producer’s applicable livestock death loss payment reduction by subtracting: <ul style="list-style-type: none"> • net calculated payment for livestock death losses, determined in step 3, minus • maximum amount the producer is eligible to receive under ELAP, determined in step 2. If the result is negative, the producer’s livestock death loss payment reduction is \$0.
5	Enter the producer’s livestock death loss payment reduction, determined in step 4, in the producer’s FSA-918-1, item 100.

Example: Continuing with the example in subparagraphs H and I, Producer A has previously received \$3,525 from DNR for the same 17 head of livestock lost because of wolf depredation.

Step	Action
1	\$3,525 in benefits received from DNR.
2	\$6,879 - \$3,525 DNR payment = \$3,354; maximum amount of ELAP benefits Producer A is eligible to receive.
3	Producer A’s net calculated payment for livestock death losses equals \$5,430.
4	\$5,430, net calculated payment for livestock death losses under ELAP - *-\$3,354, maximum amount of ELAP benefits Producer A is eligible to receive = \$2,076 livestock payment reduction to be applied to Producer A’s livestock death loss payment \$2,076 is entered on Producer A’s FSA-918-1, item 100. Producer A’s final death loss payment under ELAP for the 17 head of nonadult beef cattle, less than 400 pounds, equals \$3,354 (\$5,430, minus \$2,076).--*

--253 Determining Lost Feed Value and Additional Feed Costs*A Determining Value of Purchased Forage or Feed Stuffs**

When a participant indicates the livestock feed lost was purchased forage or feed stuffs, other than forage grazing acres, purchased by the participant, County Offices shall:

- request participant provide **original** receipts for forage or feed stuffs purchased
- validate the **original** receipts by:
 - date stamping the front of the original receipts
 - make a photocopy of the validated original receipts
 - attach the photocopy to FSA-918
 - return validated original receipts to participant.

To be considered acceptable and used to determine the value of lost feed, the feed receipt must include all of the following:

- date of feed purchase
- name, address, and telephone number of feed vendor
- type and quantity of feed purchased
- cost of feed purchased
- signature of feed vendor if the vendor does not have a license to conduct this type of transaction.

Example: The participant purchased baled hay from their neighbor. The neighbor is not a licensed vendor; therefore, the neighbor's signature is required to be on the purchase receipt.--*

***--253 Determining Lost Feed Value and Additional Feed Costs (Continued)**

A Determining Value of Purchased Forage or Feed Stuffs (Continued)

County Office shall determine the value of lost feed from purchased forage or feed stuffs, other than forage grazing acres, that was purchased by the participant, intended for use as feed for the participant’s eligible livestock, and damaged or destroyed because of an eligible adverse weather or loss condition, according to the following table.

Step	Action	Result
1	Request participant provide original receipts for purchased forage or feed stuffs intended for use as feed for the eligible livestock.	
2	Determine whether the feed purchased was feed for the eligible livestock.	
3	Determine whether the receipts provided meet all requirements to be acceptable and used to determine the value of the feed lost.	
4	Add the cost of the eligible feed purchased for the eligible livestock from all acceptable purchase receipts.	Total cost of forage or feed stuffs, other than forage grazing acres, purchased by the participant for the eligible livestock.

Example: Producer A purchased 75 big round bales of hay on January 15, 2010, to feed his eligible livestock located in the county where the eligible adverse weather or loss condition occurred. The hay cost \$3,000. Producer A indicates he lost 45 of the bales of hay because of flooding that occurred on May 1, 2010.

Producer A provides County Office original receipts for the hay purchased. The receipts meet all the requirements in this subparagraph.

County Offices determines the value of the lost feed to be \$1,800 as follows:

$$\$3,000 \text{ (total cost of all hay) divided by } 75 \text{ (total number of bales purchased) } \times 45 \text{ (number of bales of hay lost) } = \$1,800.$$

Note: The value of feed lost in the amount of \$1,800 would be entered in FSA-918, item 44.--*

***--253 Determining Lost Feed Value and Additional Feed Costs (Continued)**

B Determining Value of Forage or Feed Stuffs Produced by Participant

County Office shall determine the value of lost feed from forage or feed stuffs, other than forage grazing acres, that were mechanically harvested, intended for use as feed for the participant’s eligible livestock, and damaged or destroyed because of an eligible adverse weather or loss condition, according to the following table.

Step	Action	Result
1	Request participant provide all the following: <ul style="list-style-type: none"> • verifiable evidence of either or both of the following: <ul style="list-style-type: none"> • participant had the ability to produce the kind and amount of forage or feed stuffs claimed lost, such as equipment, seed receipts, fertilizer purchase receipts, FSA-578’s • participant paid for the production of the forage or feed stuffs claimed lost, such as custom harvest costs • any evidence that supports the amount of the forage or feed stuffs claimed produced, such as weight tickets, acres and yields, processing receipts. 	
2	Determine whether the feed produced was feed intended for use as feed for the participant’s eligible livestock.	
3	Determine a value of the forage or feed stuffs produced based on the fair market value of the forage or feed stuffs before the eligible adverse weather or loss condition.	
4	Add the determined value of all forage and feed stuffs lost.	Total cost of forage and feed stuffs, other than forage grazing acres, produced by participant for eligible livestock.

--*

253 **Determining Lost Feed Value and Additional Feed Costs (Continued)****B Determining Value of Forage or Feed Stuff Produced by Participant (Continued)**

Example: Producer A produced 55 big round bales of hay before the flood in March 2010. Producer A produced the hay to feed to his 40 dairy cows. Producer A indicates he lost 40 of the bales of hay because of the flood.

Producer A provides evidence that he has the ability to harvest the kind of hay he claimed lost. He also provides the average weight of the bales of hay produced. - COC obtains information indicating the value of the type of hay produced by Producer A before the flood.

Based on the information submitted by Producer A, the information about the value of the type of hay fed, and COC's knowledge of the value of the hay produced, COC determines the total value of the hay lost to be \$1,000.

Note: The value of feed lost in the amount of \$1,000 would be entered in FSA-918, item 40.

***--C Required Documentation for Additional Feed Purchases**

When a participant indicates additional feed was purchased, above normal quantities required to maintain eligible livestock during an eligible adverse weather or loss condition, until additional livestock feed becomes available, the County Office shall:

- request the participant provide **original receipts or summary purchase receipts** for forage or feed stuffs that **was purchased** by the participant as part of the participant's normal business operation from the beginning date of the eligible adverse weather or loss condition until the date additional livestock feed becomes available for the:
 - **year immediately preceding the calendar year** for which additional feed costs are being claimed
 - **calendar year** for which additional feed costs are being claimed--*

* * *

253 Determining Lost Feed Value and Additional Feed Costs (Continued)

--C Required Documentation for Additional Feed Purchases (Continued)--

- validate the **original receipts** or the **summary purchase receipt from the vendor** by:
 - date stamping the front of the original receipts or summary purchase receipts from the vendor
 - make a photocopy of the validated original receipts or summary purchase receipts from the vendor
 - attach the photocopy to FSA-918
 - return validated original receipts or summary purchase receipts to participant.

To be considered acceptable and used to determine the value of the additional feed purchases, the feed receipts or summary feed purchase receipts **must** include all of the following:

- date of feed purchase
- name, address, and telephone number of feed vendor
- type and quantity of feed purchased
- cost of feed purchased
- signature of feed vendor if the vendor does **not** have a license to conduct this type of transaction.

Example: The participant purchased baled hay from their neighbor. The neighbor is **not** a licensed vendor; therefore, the neighbor's signature is required to be on the purchase receipt.

253 Determining Lost Feed Value and Additional Feed Costs (Continued)

D Determining Value of Additional Feed Purchases

County Offices shall determine the value of a participant’s additional feed purchases, other than forage grazing acres, purchased by the participant as part of the participant’s normal business operation, intended for use as feed for the participant’s eligible livestock, according to the following.

Step	Action
1	Request the participant provide original receipts or summary purchase receipts for the forage or feed stuffs that were purchased by the participant from the beginning date of the eligible adverse weather or loss condition until the date additional livestock feed becomes available. Note: Livestock feed losses resulting from additional feed costs shall be claimed in the calendar year the eligible adverse weather or loss condition occurred.
2	Request original receipts or summary purchase receipts for the forage for feedstuffs that were purchased by the participant during the same or similar timeframe described in step 1 for the preceding calendar year. Note: The County Office shall determine whether similar timeframe is reasonably close to the timeframe determined in step 1.
3	Determine whether the feed purchased above normal quantities was feed that was fed to maintain livestock in the county where the eligible adverse weather or loss condition occurred.
4	Determine whether the receipts provided meet all requirements to be acceptable and used to determine the value of the additional feed costs, as provided in subparagraph C.
5	*--Add cost of the eligible feed purchased provided on receipts collected in step 2, and enter the result in FSA-918-1, item 68C.
6	Add cost of the eligible feed purchased provided on receipts collected in step 1, and enter the result in FSA-918-1, item 68B.--*
***	***

Example: The normal grazing period in County A is March 1 through September 30. Producer C’s land is located in County A. Producer C claims that they purchased additional hay in April 2010 above what they normally would have purchased because of the flood that occurred April 2 through 10, 2010. Producer C was able to put their livestock back in the flood-affected pasture on April 10, 2010.

Producer C is eligible for livestock feed losses resulting from the costs of purchasing additional livestock feed, above normal quantities, required to maintain the livestock from the beginning date of the flood, April 2, 2010, through the ending date of the flood, April 10, 2010.

253 Determining Lost Feed Value and Additional Feed Costs (Continued)

D Determining Value of Additional Feed Purchases (Continued)

On April 3, 2010, Producer C purchased 35 bales of hay, at a total cost of \$1,400, to feed their 100 adult beef cows during the flood. The feed receipts meet all requirements in subparagraph C.

On March 31, 2009, the immediately preceding calendar year, Producer C purchased 5 round bales of hay at a total cost of \$400 to feed their adult beef cows. Producer C provided the County Office original receipts for the hay they purchased on March 31, 2009, and they meet all requirements in subparagraph C. County Office determined that March 31, 2009, is reasonably close to the beginning date of the April 2010 flood for the immediately preceding calendar year.

* * *

*--\$1,400 is the value of forage or feed stuffs purchased in the application year to be entered in FSA-918-1, item 68B.

\$400 is the value of forage or feed stuffs purchased in the previous year to be entered in FSA-918-1, item 68C.--*

253 Determining Lost Feed Value and Additional Feed Costs (Continued)**E Determining Livestock Feed Needs**

Livestock feed losses resulting from the additional costs of purchasing additional livestock feed, above normal quantities, required to maintain the eligible livestock until additional livestock feed becomes available, shall **not** exceed the value of the feed needs of the *--livestock during the eligible adverse weather or loss condition. FSA-918-1, item 68F calculates the livestock feed needs during the eligible adverse weather or loss condition for each livestock kind/type and weight range.

Example: The April 2010 flood prevented Producer C's livestock from grazing for 8 calendar days. The 90-calendar-day feed cost for Producer C's 100 adult beef cows is \$8,987, as determined in FSA-918-1, item 13.

The value of the feed needs for the 100 adult beef cows during the April 2010 flood is \$800, as determined in FSA-918-1, item 68F, calculated by multiplying:

- \$100, daily feed cost for the 100 adult beef cows (FSA-918-1, item 68E, divided by 90 calendar days), times
- 8 calendar days, as entered in FSA-918-1, item 68D, the number of days--* the April flood prevented the 100 adult beef cows from grazing.

253 Determining Lost Feed Value and Additional Feed Costs (Continued)**F Determining the Value of Eligible Purchases of Additional Livestock Feed**

For livestock feed losses resulting from the purchase of additional feed, above normal quantities, required to maintain livestock until additional feed becomes available, the value of *-eligible purchases of additional feed shall be the smaller of either of the following, as determined in FSA-918-1, item 69:

- producer's value of additional feed costs (FSA-918-1, item 68B minus item 68C)
- value of the livestock feed needs during the eligible adverse weather event or loss condition, determined in FSA-918-1, item 68F.--*

* * *

Example: Producer C's value of additional feed costs in April 2010 is \$1,000.

The value of the feed needs of the 100 adult beef cows during the April 2010 flood is \$800.

Producer C is eligible to receive \$800 of livestock feed losses resulting from the additional cost of purchasing additional livestock feed, above normal quantities required to maintain the 100 adult beef cows during the April 2010 flood.

* * *

254-260 (Reserved)

Section 4 Honeybee Eligibility Criteria**261 Honeybee Eligibility****A Eligible Producer**

An eligible honeybee producer is a producer that has a risk in the honey production, pollination, or honeybee breeding operation for producing honey, pollinating, or breeding honeybees for commercial use as part of a farming operation on the beginning date of the eligible adverse weather or eligible loss condition.

B Eligible Honeybees

Eligible honeybees include bees housed in a managed hive and used for honey production, pollination, or honeybee breeding. Eligible honeybees do **not** include wild, feral honeybees, leaf cutter bees, or other bee species that are not used for producing honey, pollinating, or breeding honeybees.

C Eligible Honeybee Losses

For honeybee losses to be eligible, the honeybee colony must meet the following conditions:

- be maintained for producing honey, pollinating, or breeding honeybees for commercial use in a farming operation on the beginning date of the eligible adverse weather or eligible loss condition
- be physically located in the county where the eligible adverse weather or eligible loss conditions occurred on the beginning date of the eligible adverse weather or eligible loss condition
- be a honeybee colony in which the participant has a risk in honey production, pollination, or honeybee breeding farming operation on the beginning date of the eligible adverse weather or eligible loss condition
- be a honeybee colony for which the producer had an eligible loss of a honeybee colony, ~~in excess of 17.5 percent normal honeybee colony mortality rate, honeybee hive, or~~ honeybee feed; the feed must have been intended as feed for honeybees.

--261 Honeybee Eligibility (Continued)*D Eligible Honeybee Feed Losses**

For honeybee feed losses to be eligible, the honeybee producer must have:

- suffered a loss of purchased or harvested feed that was intended as feed for the honeybees that was damaged because of an eligible adverse weather or loss condition
- incurred the loss in the county where the eligible adverse weather or loss condition occurred.

Eligible feed losses also includes additional feed purchased above normal quantities to sustain honeybees for a short period of time until additional feed becomes available because of an eligible adverse weather or loss condition.

Eligible honeybee participants must provide verifiable documentation of purchased feed intended as feed for honeybees that was lost or additional feed purchased above normal quantities to sustain honeybees for a short period of time until additional feed becomes available because of an eligible adverse weather or eligible loss condition. To be considered acceptable documentation, the participant must provide original feed receipts and each feed receipt must include the following:

- date of feed purchase
- name, address, and telephone number of feed vendor
- type and quantity of feed purchased
- cost of feed purchased
- signature of feed vendor if the vendor does not have a license to conduct this type of transaction.--*

261 Honeybee Eligibility (Continued)

D Eligible Honeybee Feed Losses (Continued)

Eligible honeybee participants must provide verifiable documentation of harvested feed intended as feed for honeybees that was lost because of an eligible adverse weather or eligible loss condition. COC shall determine the value of the harvested feed and document in the COC minutes the type of feed produced and how the value of the harvested feed was determined. Acceptable documentation may include, but is not limited to, the following:

- weight tickets
- truck scale tickets
- contemporaneous diaries used to verify that the crop was stored with the intent to feed the crop to honeybees
- custom harvest documents that clearly identify the amount of feed produced from the applicable acreage.

Documentation must clearly identify the acreage from which the harvested feed was produced.

Example 1: Producer A purchased 1,000 pounds of sugar to feed eligible honeybees at a cost of \$500. A 2008 flood destroyed the purchased feed. Producer A files FSA-930 and provides documentation to support the feed purchase and cost. The feed purchased to feed the eligible honeybees that was lost because of the flood is an eligible feed loss under ELAP and is eligible to be compensated at the rate of 60 percent of the producer's actual cost as follows.

\$500 (cost of purchased feed that was lost) x 60 percent = \$300 (payment
*--amount for feed lost before applying payment reductions or national
factor)--*

Example 2: An unexpected blizzard hits County A on March 1, 2008. Producer A purchases 200 pounds of sugar because of the blizzard at a cost of \$200 to feed eligible honeybees to sustain the honeybees for a short period of time. The cost of purchasing the sugar is an additional feed cost that Producer A does not normally incur and is an eligible cost under ELAP. Producer A is compensated at a rate of 60 percent of the cost of the feed purchased as follows.

\$200 (cost of purchased feed above normal) x 60 percent = \$120 (payment
*--for additional feed purchased above normal before applying payment
reductions or national factor)--*

261 Honeybee Eligibility (Continued)

E Eligible Honeybee Physical Losses

For honeybee colony or hive losses to be eligible, the honeybee producer must have:

- suffered a physical loss of honeybee colonies, in excess of the normal mortality rate for honeybee colonies of 17.5 percent, or honeybee hive because of an eligible adverse weather or loss condition
- incurred the loss in the county where the eligible adverse weather or loss condition occurred.

Notes: Losses because of controllable conditions, such as varroa mites, is not an eligible cause of loss.

Loss of income from pollinator contracts because of CCD is not an eligible loss under ELAP.

For eligible honeybee colony and honeybee hive losses, the participant must provide:

- proof of beginning and ending inventory of honeybee colonies and honeybee hives on the beginning date of the eligible adverse weather or eligible loss condition, such as any of the following:
 - a report of acreage (colonies reported)
 - loan records
 - private insurance documents
 - property tax records
 - sales and purchase receipts
 - State colony registration documentation
 - chattel inspections
- ***--Important:** County Offices must determine the participant's beginning inventory of honeybee colonies for the participant's second or subsequent adverse weather or loss condition, if applicable, according to subparagraph 299 A, item 13 B.--*
- proof of good management practices as established by COC, such as, but not limited to documentation to substantiate that the producer provided the following:
 - adequate feed for honeybee colonies
 - preventative treatment for varroa mites and disease
 - other proper maintenance practices
- any additional documentation the producer may have, such as State health certifications for varroa mite or nosema levels reflecting the lack of mites or disease.

261 Honeybee Eligibility (Continued)

*--F CCD

In addition to the documentation required in subparagraph E, to be eligible for honeybee colony losses because of CCD, the eligible producer must provide documentation to support that the loss was because of CCD. Acceptable documentation of proof of CCD includes:

- for 2008 and 2009 calendar year losses, the producer's self-certification that the loss of honeybees was because of CCD and documented by the existence of at least 3 of the following 5 identified symptoms of CCD:
 - loss of live adult bee populations in hives
 - rapid decline of adult bee population, leaving brood poorly or completely unattended
 - absence of dead adult bees inside the hive and outside the entrance of the hive
 - absence of robbing of collapsed colonies
 - at the time of collapse, varroa mite and nosema populations are **not** at levels known to cause economic injury or population decline
- for 2010 and 2011 calendar year losses, third party certification that the loss of honeybees was because of the existence of at least 3 of the 5 symptoms of CCD.

Third party certifications of 2010 and 2011 honeybee colony losses because of CCD may be acceptable when the third party certifies to **all** of the following:

- specific details about how the third party has knowledge of the honeybee colony loss
- the affiliation of the third party

Note: The third party must be an independent source who is **not** any of the following:

- affiliated with the farming operation
- hired hand
- "family member" defined as a person to whom a member in the farming operation or their spouse is related as lineal ancestor, lineal descendant, sibling, or spouse.--*

261 Honeybee Eligibility (Continued)**F CCD (Continued)**

- telephone number and address of the third party
- the loss of honeybees was because of the existence of at least 3 of the 5 symptoms of CCD provided * * *.

COC shall review third party certifications and determine **all** of the following:

- documents provided as evidence of honeybee inventory are acceptable
- honeybee inventory is reasonable based on documents provided
- claimed losses are reasonable
- third party is a reliable source in a position to have knowledge of loss.

G Payment Rates

The payment rates for honeybee colonies and hives are based on the average fair market values of honeybee colonies and/or hives in the calendar year in which the loss occurred. FSA has established the following average fair market values for 2008 through 2010 honeybee losses:

- \$60 per honeybee colony
- \$200 per honeybee hive.

FSA has established the following average fair market values for 2011 honeybee losses:

- \$70 per honeybee colony
- \$200 per honeybee hive.

H Normal Mortality Rate for Honeybee Colony Losses

ELAP compensates eligible honeybee producers for eligible honeybee colony losses that occur in excess of normal mortality because of an eligible adverse weather or loss condition during the calendar year. FSA has established a normal mortality rate for honeybee colony losses of 17.5 percent.

261 Honeybee Eligibility (Continued)

***--I Payment Calculation for Honeybee Colony Losses**

Payments for eligible honeybee producers for honeybee colony losses will be based on 60 percent of the result of multiplying:

- the result of subtracting:
 - number of honeybee colonies lost because of an eligible adverse weather or loss condition, minus
 - loss threshold (beginning inventory times 17.5 percent normal mortality rate)
- times \$60, average fair market value per honeybee colony.

Example: Producer A files FSA-930 for honeybees lost to CCD. Beginning inventory was 100 colonies of bees. Producer A's ending inventory was 50 colonies which equates to 50 colonies lost. Compensation would be calculated at 60 percent of the average fair market value established for honeybee colonies, \$60, for the number of colonies lost in excess of normal mortality as follows.

- Beginning inventory is 100 colonies.
- Normal mortality is 17.5 percent.
- 50 colonies were lost.
- $100 \text{ colonies} \times 17.5 \text{ percent} = 17.5$ (loss threshold).
- $50 \text{ colonies lost} - 17.5$ (loss threshold) = 32.5 colonies eligible for payment.
- $32.5 \text{ colonies} \times \60 (average fair market value) $\times 60$ percent = \$1,170 (calculated payment amount for lost honeybee colonies before applying payment reductions or national factor).--*

261 Honeybee Eligibility (Continued)**J Payment Calculation for Honeybee Hive Losses**

Payments for eligible honeybee producers for honeybee hive losses will be based on 60 percent of the result of multiplying:

- number of honeybee hives lost because of an eligible adverse weather or loss condition, times
- \$200, average fair market value per honeybee hive.

Example: Producer B files FSA-930 for honeybee hives lost because of a tornado. Beginning inventory was 20 hives. Producer B's ending inventory was 15 hives which equates to 5 hives lost. Compensation would be calculated at 60 percent of the average fair market value established for honeybee hives, \$200, for the number of hives lost as follows.

5 hives x \$200 (average fair market value) x 60 percent = \$600 (calculated payment amount for lost honeybee hives before applying payment reductions and national factor).--*

262-270 (Reserved)

--Section 5 Farm-Raised Fish Eligibility Criteria*271 Farm-Raised Fish****A Eligible Farm-Raised Fish Producer**

An eligible producer of farm-raised fish is a producer of any aquatic species that is propagated and reared in a controlled environment, according to subparagraph B, that is being maintained for commercial use as part of the producer's farming operation. Under ELAP, catfish and crawfish are considered farm-raised fish for eligible feed losses.

For the farm-raised fish owner to be considered eligible, the owner must have:

- owned or leased property with readily identifiable boundaries
- had control of the waterbed, the ground under the specific type of water and not just control over a column of water
- provided purchased or produced feed to the farm-raised fish.

Example: The farm-raised fish owner leased the right to grow finfish in the aquatic facility for the applicable growing period.

B Controlled Environment

See paragraph 233 for the definition of controlled environment.

All portions of the aquatic environment must have been under the control of the farm-raised fish owner. Control means the farm-raised fish owner must have implemented the following practices.

- **Flood Prevention**, including, but not limited to, the following:
 - placing the aquacultural facility in an area not prone to flood
 - in the case of raceways, devices or structures designed for the control of water level.
- **Growing media** providing an aquatic medium that:
 - provides nutrients necessary for the production of the farm-raised fish
 - protects the farm-raised fish from harmful species or chemicals.--*

--271 Farm-Raised Fish (Continued)*B Controlled Environment (Continued)**

- **Fertilization or feeding** to obtain expected production results. Evidence of this practice must be provided by the producer at the request of COC. COC must be satisfied that the producer had an adequate supply of vitamins, minerals, or chemicals designed for the control of water quality and application equipment.
- **Irrigation and water quality.** Farm-raised fish owners should have had systems and practices in place to ensure that the farm-raised fish had adequate, quality water or aquatic medium. This includes having equipment designed to control the chemical balance and oxygenation of water. Therefore, COC shall consider the following:
 - whether the source of water is adequate to ensure continued growth and survival of the aquacultural species even in the event of severe drought

Note: Natural sources of water, such as rainfall, is not an eligible means for providing an adequate source of water to ensure continued growth and survival of the aquacultural species.

- whether the aquacultural facility sustained losses in previous years because of water shortages or water supply interruption. If so, list corrective actions that have been taken.

C Eligible Farm-Raised Fish

Farm-raised fish must have been:

- placed in the aquacultural facility by the farm-raised fish owner and must not be growing naturally in the facility

Note: Species indigenous to the facility are not eligible.

- stocked or seeded on property described in subparagraph B
- stocked or seeded in containers, wire baskets, net pens, or similar device designed for the protection and containment of the seeded aquacultural species.

Eligible farm-raised fish, for feed loss, are any aquatic species that are propagated and reared in a controlled environment to be harvested for sale as part of a commercial farming operation. Alligators and turtles are not considered an aquatic species, but are reptilian species, and are not eligible as farm-raised fish under ELAP. Any other species not determined to be an aquatic species are also not eligible under ELAP.--*

271 Farm-Raised Fish (Continued)

D Eligible Farm-Raised Fish Feed Losses

An eligible farm-raised fish producer may receive payments for farm-raised fish feed losses because of an eligible adverse weather or eligible loss condition, based on 60 percent of the producer's actual replacement cost for the farm-raised fish feed that was:

- damaged or destroyed because of an eligible adverse weather or eligible loss condition
- intended as feed for the eligible farm-raised fish.

Example: An eligible farm-raised fish producer purchased 1,000 pounds of feed for eligible farm-raised fish at a cost of \$2,000. The producer lost all of the purchased feed because of an eligible weather or eligible loss condition. The producer filed a notice of loss and provided documentation verifying the type of feed purchased and the cost. The ELAP payment would be calculated as follows.

$$\begin{aligned} & \$2,000 \text{ (cost of feed that was lost)} \times 60 \text{ percent} = \$1200 \text{ (amount of ELAP} \\ & \text{*--payment before applying payment reductions or national factor).--*} \end{aligned}$$

E Eligible Farm-Raised Fish Physical Losses

Physical losses of farm-raised fish include losses of game fish (stockers) and bait fish (not raised as food for food fish) only. Physical losses of all other aquatic species are covered under NAP and are not eligible under ELAP. An eligible producer of farm-raised game or sport fish may receive payments for death losses of farm-raised fish because of an eligible *--adverse weather or eligible loss condition, based on 60 percent of the average fair market value established by State Offices according to subparagraph G of the game or sport fish--* that died.

* * *

271 Farm-Raised Fish (Continued)

***--F Payment Calculation for Farm-Raised Fish Death Losses**

Payments for eligible farm-raised fish producers for farm-raised fish death losses will be based on 60 percent of the result of multiplying:

- the number of farm-raised fish that died because of an eligible loss condition, times
- average fair market value for the lost farm-raised fish, as established by STC in subparagraph G.

Example: An eligible producer of game fish suffered a death loss of 500 game fish because of an eligible adverse weather or eligible loss condition. STC establishes an average fair market value of \$100 for the type of game fish lost. The ELAP payment would be calculated as follows.

\$100 (average fair market value) x 500 (game fish lost) x 60 percent =
\$30,000 (ELAP payment for death of game fish before applying payment reductions or national factor).

G Average Fair Market Values

State Offices shall establish average fair market values for the different types of bait and/or game fish farmed in the State.

STC's shall use the best available information when establishing average fair market values. Sources of information may include, but are not limited to, the following:

- NASS
- National Institute of Food and Agriculture, formerly known as CSREES
- Rural Development
- County Agricultural Commissioner's Office
- local markets
- COC's knowledge
- prices in similar areas
- other reliable sources, such as universities, AMS Market News, and buyers.--*

271 Farm-Raised Fish (Continued)

H Documentation of Feed Losses or Physical Losses for Farm-Raised Fish

Eligible producers of farm-raised fish that suffer feed losses or death losses, because of eligible adverse weather or loss conditions, will be required to provide documentation of the date feed was purchased, type and quantity of feed purchased, and the cost of feed purchased.

* * *

Documentation may include, but are not limited to, any combination of the following:

- acreage reports for NAP (surface acres of water)
- loan records
- private insurance documents
- property tax records
- sales and purchase receipts
- chattel inspections
- sales receipts.

272-280 (Reserved)

*--Section 6 Payment Limitations and Reductions

281 Payment Rates, Limitations, and Reductions**A Funding**

The Secretary is authorized to use up to \$50,000,000 per calendar year from the Disaster Trust Fund to provide emergency relief to eligible producers of livestock, honeybees, and farm-raised fish to aid in the reduction of losses because of disease, adverse weather, or other conditions, as determined by the Secretary that are not covered under LIP, LFP, or SURE.

Since the funding level has a cap, FSA will accept applications on a calendar year basis and issue payments by calendar year. If approval of all eligible applications for payment in a calendar year would result in expenditures in excess of the amount available for that calendar year, the available funds for that calendar year will be prorated by a national factor to reduce the total expected payments to the amount available for the calendar year.

B 2008 Payment Limitation

For 2008, no “person”, as defined and determined under the provisions of 7CFR Part 1400, as in effect for 2008, may receive more than \$100,000 total under ELAP, LFP, LIP, and SURE combined.

For 2008, determine “persons” according to 1-PL.

If a “person” determination for the participant for 2008 has:

- already been made for 2008 for which FSA-918 or FSA-930 has been submitted, use the same “person” determination for ELAP purposes
- **not** been made for 2008 for which FSA-918 or FSA-930 has been submitted, COC shall:
 - obtain CCC-502 from the participant
 - make a “person” determination and notify participant according to 1-PL.

Notes: Actively engaged and cash-rent tenant provisions do **not** apply.

The amount of any payment for which a participant may be eligible under ELAP, LIP, LFP, and SURE, ELAP may be reduced by any amount received by the participant for the same or any similar loss from a different source.--*

281 Payment Rates, Limitations, and Reductions (Continued)**C 2009 and Subsequent Years Payment Limitation**

For 2009 and subsequent years, no person or legal entity, excluding a joint venture or general partnership, as determined by the rules in 7 CFR Part 1400, may receive, directly or indirectly, more than \$100,000 per program year total under ELAP, LFP, LIP, and SURE combined. For this purpose, both indirect and direct benefits are counted by attribution. In the case of a legal entity, the same payment is attributed to the direct payee in the full amount and those that have an indirect interest to the amount of the interest.

A determination of “persons” as defined by rules in effect for 2008 and prior years is not required for 2009 and subsequent years. However, CCC-901 will be required for legal entities to determine members of legal entities for direct attribution purposes.

Note: Direct attribution provisions in 4-PL apply for 2009 and subsequent years.

D 2008 AGI Provisions

In applying the limitation on average AGI for 2008, an individual or entity is ineligible for payment under ELAP if the individual’s or entity’s average AGI exceeds \$2.5 million for 2007, 2006, and 2005 under the provisions in 7 CFR Part 1400 in effect for 2008.

Note: The AGI provisions of 1-PL are applicable for 2008 ELAP.

E 2009 and Subsequent Years AGI Provisions

For 2009 through 2011, the average AGI limitation provisions in 7 CFR Part 1400 about persons or legal entities, excluding joint ventures and general partnerships, with an average adjusted gross nonfarm income as defined in 7 CFR 1400.3 that exceeds \$500,000 will not be eligible for benefits under ELAP.

Note: The AGI provisions of 4-PL are applicable for 2009 and subsequent years.

F Payment Reductions

The amount of payment for which a contract grower or eligible participant of livestock, honeybees, or farm-raised fish may receive under ELAP shall be reduced by any amount received by the participant or contract grower for the same or similar loss under any other *--program. For producers with livestock death losses because of wolf depredation, payment reductions must include benefits received from all sources providing compensation for livestock death losses because of wolf depredation, including benefits from any Federal, State, and/or privately established program.--*

***--282 General Payment Information**

A Assignments and Offsets

For ELAP, County Offices shall:

- accept assignments according to 63-FI
- apply offsets according to 58-FI.

B Issuing Payments to Deceased Individuals, Closed Estates, and Dissolved Entities

ELAP payments for FSA-918's or FSA-930's involving deceased individuals, closed estates, or dissolved entities shall be made according to the following, provided all other eligibility requirements are met.

IF the participant is...	AND FSA-918 or FSA-930 is signed by an authorized representative of the...	THEN payments shall be issued...
an individual who died before FSA-918 or FSA-930 was filed	deceased according to subparagraph 242 O	to any of the following, as applicable, using the ID number of the participant: <ul style="list-style-type: none"> • the deceased individual • the individual's estate • the heirs, based on OGC determination, according to 1-CM, Part 26.
an estate that closed before FSA-918 or FSA-930 was filed	estate according to subparagraph 242 O	
an entity that dissolved before FSA-918 or FSA-930 was filed	dissolved entity according to subparagraph 242 O	using the ID number of the participant.
an individual who dies, is declared incompetent, or is missing after filing FSA-918 or FSA-930		to eligible payees executing FSA-325 according to 1-CM, paragraph 779.

Note: FSA-325 is only used when it is requested that a payment earned by a deceased, missing, or incompetent program participant be issued in a name other than that of the deceased, missing, or declared incompetent program participant.--*

***--282 General Payment Information (Continued)**

C 2008 Payment Eligibility Requirements

A participant must meet all the following for 2008 calendar year losses before a payment shall be issued:

- CCC-502 on file and “person” determination according to 1-PL
- AD-1026 on file according to 6-CP
- not be in violation of fraud provisions, including FCIC fraud provisions according to 1-CM and 3-PL
- compliance with:
 - average AGI provisions according to 1-PL
 - controlled substance provisions according to 1-CM.

Note: See subparagraph:

- E for information about AD-1026
- 281 B for information about CCC-502.

County Offices shall record determinations for the applicable criteria in the web-based eligibility system according to 3-PL.--*

--282 General Payment Information (Continued)*D 2009 and Subsequent Years Payment Eligibility Requirements**

A participant must meet all the following for 2009 and subsequent calendar year losses before a payment shall be issued:

- CCC-901 on file for legal entities according to 4-PL
- AD-1026 on file according to 6-CP
- not in violation of fraud provisions, including FCIC fraud provisions, according to 1-CM and 3-PL (Rev. 1)
- compliance with:
 - average AGI provisions according to 4-PL
 - controlled substance provisions according to 1-CM.

Note: See subparagraph:

- E for information about AD-1026
- 281 C for information about CCC-901.

County Offices shall record determinations for the applicable criteria in the web-based eligibility system according to 3-PL (Rev. 1).--*

282 General Payment Information (Continued)**E Conservation Compliance Provisions**

AD-1026 applicable to the year for which ELAP benefits are requested must be on file for the participant according to 6-CP.

If AD-1026 applicable for the year for which ELAP benefits are requested is:

- already on file for the participant, and affiliates, if applicable, it is not necessary to obtain a new AD-1026 for ELAP
- not on file for the participant, and affiliates, if applicable, County Offices shall obtain a completed AD-1026 applicable to the year for which ELAP benefits are requested.

If a new AD-1026 is required to be filed, payments may be issued to eligible participants upon signing in AD-1026, item 12. It is not necessary to withhold payments pending NRCS HEL or WC determinations. The continuous certification statement on AD-1026 requires participants to refund program payments if an NRCS determination results in the discovery of a HEL/WC violation.

F Prevention of Improper Payments

IPIA requires Federal agencies to evaluate programs to determine whether internal controls are sufficient to prevent improper payments. County Offices shall take all steps necessary to ensure that program and payment eligibility requirements have been met before issuing any payments.

--Note: See Exhibit 20 for additional information about FSA-770 ELAP.--

G Definition of Improper Payment

OMB defines an improper payment as any payment that should **not** have been issued or was issued in an incorrect amount under statutory, contractual, administrative, or other legally applicable requirement.

283-293 (Reserved)

294 Applying for Benefits

A Application Process

To apply for ELAP, in addition to submitting an application for payment at the appropriate time, the participant that suffered eligible livestock, honeybee, or farm-raised fish losses must provide a notice of loss in the FSA administrative County Office by physical location for losses that occurred:

- during calendar years 2008 and 2009 before September 11, 2009, no later than December 10, 2009
- during calendar year 2009, on or after September 11, 2009, or calendar year 2010, the earlier of 30 calendar days:
 - of when the loss is apparent to the participant
 - after the end of the calendar year in which the loss occurred.
- during calendar year 2011, the earlier of:
 - 30 calendar days of when the loss is apparent to the participant
 - *--for:
 - livestock death losses, December 29, 2011
 - livestock grazing and feed losses and honeybee and farm-raised fish losses, January 30, 2012.--*

A notice of loss is part of the application process. Notice of loss shall be submitted on applicable FSA-918 or FSA-930. Multiple notices of loss may be filed during the calendar year as livestock, honeybee, and farm-raised fish losses occur because of eligible adverse weather or eligible loss conditions. Producers that suffer multiple losses during the calendar year may file multiple notices of loss and multiple applications for payment.

In addition to the notice of loss, a participant must submit a completed application for payment on the applicable FSA-918 or FSA-930 no later than either:

- 30 calendar days after the end of the calendar year in which the loss occurred
- December 10, 2009, for losses that occurred during 2008 calendar year.

Applications for payment are completed on a calendar year basis. Other documentation is required for a completed application.

294 Applying for Benefits (Continued)**A Application Process (Continued)**

Eligible producers will file the applicable FSA-918 or FSA-930 based on the type of livestock, honeybees, or farm-raised fish losses suffered by the eligible producer in the calendar year in which benefits are being requested.

Example 1: Producer A is an eligible producer of adult beef cattle and suffers a grazing loss because of flooding. Producer A would file FSA-918 for the applicable livestock feed losses.

Example 2: Producer B is an eligible producer of adult beef cattle and honeybees and suffers a grazing loss for the livestock because of flooding and a physical loss of honeybees because of colony collapse disorder. Producer B would file 2 separate applications, FSA-918 for the livestock feed losses and FSA-930 for the physical loss of the honeybees.

295 Notice of Loss**A Filing Notice of Loss**

Participants must file a notice of loss on FSA-918 for eligible livestock losses or FSA-930 for eligible losses of honeybees or farm-raised fish in their administrative County Office by *--the dates provided in subparagraph 294 A.--*

* * *

A notice of loss may be filed by the participant or participant's representative by 1 of the following alternative methods:

- telephone
- FAX
- e-mail.

Note: The participant is not required to sign the notice of loss if 1 of the alternative methods is used. However, the employee accepting the "notice of loss" shall enter the method by which the "notice of loss" was filed in FSA-918, item 10A or FSA-930, item 8A if the participant or participant's representative did not sign.

Example: Producer A suffered a grazing loss because of flooding on October 1, 2009. Producer A telephones County Office on October 13, 2009, and reports that he has suffered a grazing loss because of flooding that occurred on October 1, 2009. County Office enters "phone" in FSA-918, item 10A as the method for which the "notice of loss" was reported.

296 Application for Payment

A Filing Application for Payment

To apply for ELAP benefits, eligible participants shall file a manual application for payment on the applicable FSA-918 or FSA-930, according to paragraph 298 or 299, in **their administrative County Office** by physical location until the automated software becomes available. When the automated software becomes available, then an automated application for payment shall be filed.

Note: A minor child is eligible to file FSA-918 or FSA-930, if all eligibility requirements are met.

In addition to the notice of loss required in paragraph 295, eligible participants that suffer ***--livestock, honeybee, or farm-raised fish losses shall file an application for payment by the dates provided in subparagraph 294 A.--***

* * *

For 2008 calendar year livestock, honeybee or farm-raised fish losses, the participant must complete an application for payment no later than December 10, 2009. However, for 2009 and subsequent years, if an eligible participant suffers eligible livestock, honeybee, or farm-raised fish losses because of eligible adverse weather or eligible loss conditions, the **eligible participant shall be encouraged** to complete an application for payment within 30 calendar days of when the loss was apparent; however, the application for payment must be completed no later than 30 calendar days after the end of the calendar year of when the loss occurred.

For 2008 calendar year livestock, honeybee, or farm-raised fish losses, the application for payment must be signed and dated by the participant by December 10, 2009, to be considered timely filed. For 2009 and subsequent calendar year livestock, honeybee, and farm-raised fish losses, the application for payment must be signed and dated by the participant no later than 30 calendar days after the end of the calendar year of when the loss occurred. There are **no** late-filed provisions for ELAP according to paragraph 241.

Note: A notice of loss must be on file for an application for payment to be filed.

State and County Offices shall not use unapproved forms, worksheets, applications, or other documents to obtain or collect the data required from participants to complete FSA-918 or FSA-930 according to subparagraph 231 E.

***--For FSA-918's filed for livestock death losses because of wolf depredation, the County Offices shall:**

- add the following certification statement to all FSA-918's

“I certify that I have not and will not receive combined program benefits totaling more than 95 percent of the value of the eligible livestock that I lost because of wolf depredation in a calendar year, from all sources providing compensation for livestock death losses because of wolf depredation, including benefits from any Federal, State and/or privately-established program.”--*

296 Application for Payment (Continued)

A Filing Application for Payment (Continued)

- *--staple the certification statement to all FSA-918's filed for livestock death losses because of wolf depredation
- ensure that all livestock producers that file FSA-918's for livestock death losses because of wolf depredation initial and date the certification statement stapled to FSA-918.--*

FSA-918's and FSA-930's for ELAP will be based on the following:

- administrative county (physical location county)
- calendar year
- participant.

At any point when 1 of these items is different, it will require a separate FSA-918 or FSA-930 to be filed.

Producers can file multiple applications for payment within 1 calendar year.

FSA-918's or FSA-930's shall be filed by eligible participants in **their administrative County Office by physical location county**. The administrative County Office is the County Office designated by FSA to:

- handle official records
- issue payment to eligible livestock, honeybee, or farm-raised fish producers
- make determinations.

A participant's administrative County Office is generally the County Office where the participant's farm records are maintained. FSA has provisions in 2-CM and 3-CM that will allow farms to be transferred to other counties; therefore, some farms may be administratively located in a county where the farm is not physically located.

ELAP applications will be filed in the farm's administrative county by physical location county.

Example: Producer A has an interest in farm 1 administered in County A that is physically located in County B. County B is administered out of County A. Producer A suffers a grazing loss on the land physically located in County B. Producer A goes to County A and files FSA-918 for the grazing loss suffered in County B.

--296 Application for Payment (Continued)*B Signing and Certifying FSA-918 or FSA-930**

When signing FSA-918, item 61A, or FSA-930, item 19A the participant is:

- applying for ELAP benefits for the participant listed on FSA-918, item 5 or FSA-930, item 5
- certifying **all** of the following as applicable:
 - information provided on FSA-918 or FSA-930, as applicable, is true and correct
 - claimed livestock, honey bees, or farm-raised fish losses on FSA-918 or FSA-930, as applicable, are eligible according to paragraphs 242
 - all supporting documentation provided are true and correct copies of the transactions reported
 - an eligible grazing loss, feed loss, or physical loss occurred, as applicable, because of an eligible adverse weather or loss condition
 - the physical location of the:
 - claimed livestock, honey bees, or farm-raised fish on the beginning date of the eligible adverse weather or eligible loss condition
 - participant's current livestock, honey bee, or farm-raised fish inventory
 - the names of all other producers that have an interest in the claimed livestock, honey bees, or farm-raised fish including their share
 - authorizing FSA officials to:
 - enter upon, inspect, and verify all applicable livestock, honey bees, or farm-raised fish, acreage, colonies, or pond acres, in which the participant has an interest for the purpose of confirming the accuracy of the information provided
 - review, verify, and authenticate all information provided on FSA-918 and/or FSA-930 and supporting documents
 - contact other agencies, organizations, or facilities to verify data provided by a participant from such agencies, organizations, or facilities--*

--296 Application for Payment (Continued)*B Signing and Certifying FSA-918 or FSA-930 (Continued)**

- acknowledging that:
 - failure to provide information requested by FSA is cause for disapproval of FSA-918 or FSA-930
 - providing a false certification to FSA is cause for disapproval of FSA-918 or FSA-930, and is punishable by imprisonment, fines, and other penalties.

Note: Participants who receive assistance must keep records and supporting documentation for 3 years following the end of the year in which the application for payment was filed.

C Signature Requirements

All participants' signatures **must** be received no later than:

- December 10, 2009, for 2008 calendar year applications for payment
- 30 calendar days after the end of the calendar year in which the losses occurred for 2009 and subsequent calendar years applications for payment.

Neither STC nor COC has authority to approve late-filed FSA-918 or FSA-930.

Follow 1-CM for signature requirements.

Important: 1-CM, Part 25 provides signature requirements for general partnerships. County Offices shall see 1-CM for signature requirements for general partnerships.

Notes: General partnerships must have a permanent tax ID number to receive any FSA payment. FSA payments shall not be issued to the individual members of a general partnership.

FSA payments may be issued to:

- a joint venture with a permanent tax ID number
- the individual members of a joint venture, using the individual member's ID numbers, when the joint venture does not have a permanent tax ID number.--*

***--296 Application for Payment (Continued)**

D Printing and Reviewing FSA-918 or FSA-930

Once the automated system becomes available, all manual FSA-918's or FSA-930's shall be loaded into the automated system. After all information is entered into the automated system, County Offices shall:

- print an automated FSA-918 or FSA-930
- attach the manual FSA-918 or FSA-930 to the applicable automated FSA-918 or FSA-930
- conduct a second party review of all data on the automated FSA-918 or FSA-930 to ensure that all data is the same on both the manual and automated FSA-918 or FSA-930.

Important: The individual conducting the second party review shall not be the same individual who entered the data into the automated system.--*

296 Application for Payment (Continued)

E Supporting Documents

All supporting documents **must** be completed by the participant and on file in the County Office:

- no later than December 10, 2009, for 2008 calendar year losses
- no later than 30 calendar days after the end of the calendar year for which benefits are requested for 2009 and subsequent calendar year losses
- before FSA-918 or FSA-930 may be approved.

Supporting documents include, but are not limited to, the following:

- FSA-578
- CCC-901 applicable for 2009 and subsequent calendar years
- AD-1026 applicable for 2008, 2009, 2010, or 2011 calendar year
- CCC-526 or other acceptable document according to 1-PL to determine compliance with average AGI provisions for 2008 calendar year
- CCC-926, or other acceptable document according to 4-PL to determine compliance with average AGI provisions for:
 - *--2009 and 2010
 - 2011, if CCC-926 was filed before September 1, 2011
- CCC-931 or other acceptable documentation according to 4-PL to determine compliance with average AGI provisions, if CCC-926 was **not** filed before September 1, 2011--*
- proof of death documentation
- copy of contract growers contracts
- copy of insurance documents to show that risk management purchase requirements have been met
- copies of cash or share lease agreements to show risk in grazing lands.

--297 Acting on FSA-918 or FSA-930*A Approving FSA-918 or FSA-930**

COC or CED **must** act on **all** completed and signed FSA-918's or FSA-930's submitted.

Note: CED's may delegate approval authority to program technicians for routine cases. Program technicians shall **not** be delegated authority to disapprove any FSA-918 or FSA-930. Delegation must be documented in the COC minutes.

Important: DD review of initial FSA-918's or FSA-930's **must** be completed according to subparagraph 297 D before FSA-918's or FSA-930's may be approved or disapproved.

FSA-918 or FSA-930 shall be approved or disapproved as certified by the participant. When more than 1 type of livestock, honey bees, or farm-raised fish is claimed on FSA-918 or FSA-930, FSA-918 or FSA-930 shall be approved or disapproved based on all livestock, honey bees, or farm-raised fish claimed. However, COC does have authority to make adjustments to certain information reported on FSA-918 or FSA-930 when documentation warrants making adjustments.

Example: Jim Brown executes FSA-918 that includes 100 adult beef cows reported in item 16. COC has documentation that only 98 adult beef cows meet the eligibility requirements as eligible livestock in inventory on the beginning date of the eligible flood. In this case, on FSA-918, item 18, COC can enter "98" for adult beef cows and then approve FSA-918 for the 98 eligible adult beef cows. Jim Brown would be provided appeal rights according to 1-APP for the 2 adult beef cows not used in the calculation for ELAP benefits.--*

--297 Acting on FSA-918 or FSA-930 (Continued)*A Approving FSA-918 or FSA-930 (Continued)**

Before approving FSA-918 or FSA-930, COC or CED **must**:

- ensure that **all** program eligibility requirements are met
- be satisfied with **all** the following:
 - livestock, honey bees, or farm-raised fish claimed are eligible livestock, honey bees, or farm-raised fish according to paragraphs 242 and 251
 - risk management purchase requirements have been met or a waiver has been approved
 - all forage information entered on FSA-918 meets the eligibility requirements according to paragraphs 242 and 251
 - participant is an eligible producer according to subparagraph 242 I
 - reasonableness of the number and type of livestock, honey bees, or farm-raised fish claimed
 - location of participant's current livestock, honey bee, or farm-raised fish inventory is physically located to conduct spot checks
 - all signature requirements are met.

Note: See subparagraph B when:

- COC or CED questions any data provided by participant
- disapproving FSA-918 or FSA-930.--*

--297 Acting on FSA-918 or FSA-930 (Continued)*B Disapproving FSA-918 or FSA-930**

COC or CED **must** act on all completed and signed FSA-918's or FSA-930's submitted.

Note: CED's may delegate approval authority to program technicians for routine cases. Program technicians shall **not** be delegated authority to disapprove any FSA-918 or FSA-930.

Important: DD review of initial FSA-918's or FSA-930's must be completed according to subparagraph D before FSA-918's or FSA-930's may be approved or disapproved.

FSA-918 or FSA-930 shall be approved or disapproved as certified by the producer. When more than 1 type of livestock, honeybees, or farm-raised fish is claimed on FSA-918 or FSA-930, FSA-918 or FSA-930 shall be approved or disapproved based on all livestock, honeybees, or farm-raised fish claimed. However, COC does have authority to make adjustments to certain information reported on FSA-918 or FSA-930 when documentation warrants making adjustments.

Example: Jim Brown executes FSA-918 that includes 100 adult beef cows reported in item 16. COC has documentation that only 98 adult beef cows meet the eligibility requirements as eligible livestock in inventory on the beginning date of the eligible flood. In this case, in FSA-918, item 18, COC can enter "98" for adult beef cows and then approve FSA-918 for the 98 eligible adult beef cows. Jim Brown would be provided appeal rights according to 1-APP for the 2 adult beef cows not used in the calculation for ELAP benefits.

If it is determined that any information provided on FSA-918 or FSA-930 is not reasonable or is questionable, additional verifiable documentation or evidence shall be requested from the participant, in writing, provided. Other agencies, organizations, or facilities may be contacted to verify information provided by participants.

Important: See subparagraph C when contacting other agencies, organizations, or facilities to verify information provided by participants.

Exception: COC's shall **not** require tax records; however, participant may voluntarily provide tax records.

If all program eligibility requirements are **not** met, it is determined that the information on FSA-918 or FSA-930 or any additional supporting documentation provided by participant is **not** accurate or reasonable, then the following actions shall be taken:

- disapprove FSA-918 or FSA-930
- notify participant of disapproval
- provide participant applicable appeal rights according to 1-APP
- thoroughly document reason for disapproval in COC minutes, if disapproved by COC.--*

297 Acting on FSA-918 or FSA-930 (Continued)**C Verifying Data With Other Agencies, Organizations, or Facilities**

When contacting agencies, organizations, or facilities to verify data provided by a producer, the County Office shall be specific in the information requested. The request should include, but is not limited to, the following:

- participant's name and address
- animal kind and type
- why the request is being made
- what information is being requested.

D DD Review and Report of Initial FSA-918's or FSA-930's

DD's shall review the first five FSA-918's and FSA-930's submitted, for eligible losses, in each Service Center before approval. The review shall include the following:

- ensuring that FSA-918's or FSA-930's are submitted by participant and County Office
- signature requirements, including power of attorney, are met
- no State or County Office developed forms, worksheets, applications, or other documents are being used to obtain or collect the data required from participants
- supporting data required for payment eligibility is properly completed and on file; such as *-CCC-901; CCC-926 or CCC-931, as applicable; CCC-502; AD-1026; and accurate-* subsidiary and SCIMS data.

Within 10 workdays of completing the review, DD shall provide a written report to SED describing the review findings, including a list of errors discovered, and the overall status of the implementation of ELAP in the County Office.

DD review of the initial FSA-918's and FSA-930's and supporting documentation submitted is critical to ensuring ELAP is being administered according the procedures provided in this handbook and the regulations in 7 CFR Part 760, Subparts B and C.

Reviewing the initial FSA-918's and FSA-930's and supporting documentation in a timely manner:

- identifies possible weaknesses in the administration of ELAP that may be resolved by additional training, clarified procedures, or modified software
- prevents numerous participants from being impacted by erroneous ELAP administration
- allows corrections to be made in a timely manner before erroneous payments are issued.

297 Acting on FSA-918 or FSA-930 (Continued)

***--E Letters to Producers Advising of Results of Recording County Office Determinations**

Recording County Offices will issue a letter to participants about the result of processing FSA-930 or FSA-918, as applicable, when a payment is either not computed or determined not to be owed to the participant. Such a decision will be considered to be a decision of a recording COC employee. See 1-APP, paragraph 13 and 1-APP, Exhibit 8, Example 2 (COC Employee Determination).

The following is an example of a letter advising a participant that a payment was not computed or will not be issued in response to FSA-930 or FSA-918, as applicable.

Mr. Arch Stanton Date:
 3 Littleton Rd
 Somewhere OH 12345-9876

Dear Mr. Stanton:

This letter is in response to your application for payment (your FSA-930 or FSA-918, as applicable) under the Emergency Assistance Program for Livestock, Honeybees, and Farm-Raised Fish Program (ELAP).

You submitted an ELAP application for 2011 calendar year losses. FSA processed that application and determined you were not due a payment under that application. Accordingly, a payment will not be issued.

If you believe we have not properly reviewed and processed your application, you may appeal this determination to the county committee by filing a written request no later than 30 calendar days after you receive this notice in accordance with the FSA appeal procedures found at 7 CFR Part 780. If you appeal to the county committee, you have the right to an informal hearing which you or your representative may attend either personally or by telephone. If you appeal this determination to the county committee, you may later appeal any adverse determination of the county committee to the FSA State committee or the National Appeals Division. To appeal, write to the county committee at the following address and explain why you believe this determination is erroneous.

Somewhere County FSA Committee
 55 Main St
 Somewhereville, OH 12346-6543

If you do not timely file an appeal of this determination, this shall be the final administrative determination with respect to this matter in accordance with regulations at 7 CFR Part 780.

Sincerely,

Sharina Farmer
 County Executive Director

--*

298 FSA-918, Emergency Loss Assistance for Livestock Application

A Completing Manual FSA-918

Complete FSA-918 according to the following.

Item	Instruction
1	Enter State and county code. This is the physical location county in which the loss occurred.
2	Enter the calendar year the livestock grazing losses, feed losses, death losses * * * and/or additional expenses were incurred because of an eligible adverse weather or loss condition.
3	Enter County Office name. This is the physical location County Office where the producer's loss occurred.
4	Enter the application number. Note: This is an automated system assigned number.
Part A – Producer Information	
5	Enter the producer's name and address.
Part B – Notice of Loss	
6	Select the applicable types of loss being reported. Note: More than 1 type of eligible loss may be entered if more than 1 type of eligible loss occurred during the calendar year.
7	Enter the qualifying weather or loss conditions that caused the applicable loss or losses *--entered in item 6.--* Notes: A number should be assigned to each qualifying weather or loss condition. This number will be used to tie the weather or loss condition entered in item 7 to the date of occurrence/when loss was apparent entered in item 8. Example: For a freeze and blizzard that occurred on March 1, 2008, and hurricane that occurred on August 1, 2008, item 7 should be completed as follows. Item 7 1. Freeze 1. Blizzard 2. Hurricane Multiple weather or loss conditions may be entered if more than 1 eligible weather or loss condition resulted in losses during the calendar year.

*--298 FSA-918, Emergency Loss Assistance for Livestock Application (Continued)

A Completing Manual FSA-918 (Continued)

Item	Instruction								
8	<p>Enter the later of the dates when the loss or losses either:</p> <ul style="list-style-type: none"> • occurred • were apparent to the producer. <p>Notes: Enter the number from adverse weather event from item 7 that corresponds with the date of occurrence/when loss was apparent.</p> <p>Example: For a freeze and blizzard that occurred on March 1, 2008, and hurricane that occurred on August 1, 2008, items 7 and 8 should be completed as follows.</p> <table style="margin-left: auto; margin-right: auto;"> <tr> <td style="text-align: center;"><u>Item 7</u></td> <td style="text-align: center;"><u>Item 8</u></td> </tr> <tr> <td style="text-align: center;">1. Freeze</td> <td style="text-align: center;">1. March 1, 2008</td> </tr> <tr> <td style="text-align: center;">1. Blizzard</td> <td style="text-align: center;">2. August 1, 2008</td> </tr> <tr> <td style="text-align: center;">2. Hurricane</td> <td></td> </tr> </table> <p style="text-align: center;">Multiple dates may be entered if multiple losses resulted from more than 1 eligible weather or loss condition during the calendar year. Dates can be a range of dates.</p>	<u>Item 7</u>	<u>Item 8</u>	1. Freeze	1. March 1, 2008	1. Blizzard	2. August 1, 2008	2. Hurricane	
<u>Item 7</u>	<u>Item 8</u>								
1. Freeze	1. March 1, 2008								
1. Blizzard	2. August 1, 2008								
2. Hurricane									
9	<p>Enter the physical location of the loss/losses at the time they occurred. Include the name of the county where the losses physically occurred or the additional expenses were incurred.</p> <p>Example: Knox County, Texas, Farm 2502</p>								
10A	<p>Producer or producer’s representative may sign to indicate that livestock losses have occurred or additional expenses were incurred because of eligible weather or loss conditions listed in item 7 or were apparent to the producer on the dates listed in item 8.</p> <p>Producer or producer’s representative may file a “notice of loss” with the administrative County Office by 1 of the following alternative methods:</p> <ul style="list-style-type: none"> • phone • FAX • e-mail. <p>Enter the method by which the “notice of loss” was filed in the physical location County Office if the producer or producer’s representative did not sign in item 10A.</p>								
10B	<p>Signatory in item 10A shall enter their title/relationship when signing in a representative capacity.</p> <p>If a producer/applicant is:</p> <ul style="list-style-type: none"> • not signing in the representative capacity, this field should be left blank • signing on behalf of themselves, it is acceptable to write “self”; however, it is not necessary. 								

--*

298 FSA-918, Emergency Loss Assistance for Livestock Application (Continued)

A Completing Manual FSA-918 (Continued)

Item	Instruction												
10C	Producer or producer’s representative shall enter the date they signed the “Notice of Loss” or County Office employee enters date producer or producer’s representative reported “Notice of Loss” using 1 of the alternative methods in item 10A.												
Part C – Disaster Loss Information for Livestock													
11	Enter the physical location of the livestock on the beginning date of the qualifying weather or loss conditions. Include the name of the county where the loss occurred or the additional expense was incurred. Example: Knox County, Texas, Farm 2502												
12	Enter the current physical location of the livestock in inventory. Example: Knox County, Texas, Farm 2502												
13	Enter associated producers who had an ownership share or contract grower share of any livestock entered in item 15 and/or item 48 and indicate their share.												
--Part D – Livestock Information - Grazing and Feed Losses (Part D shall be completed for both feed and grazing losses.)--													
14	A sequential corresponding number will be entered in item 14 for each livestock kind/type, and weight range entered in item 15. <table border="0" style="width: 100%;"> <tr> <td style="width: 15%;">Example:</td> <td style="width: 35%; text-align: center;"><u>Item 14</u></td> <td style="width: 50%; text-align: center;"><u>Item 15</u></td> </tr> <tr> <td></td> <td style="text-align: center;">1</td> <td style="text-align: center;">Adult Beef Cattle</td> </tr> <tr> <td></td> <td style="text-align: center;">2</td> <td style="text-align: center;">Nonadult Beef Cattle > 500 lbs.</td> </tr> <tr> <td></td> <td style="text-align: center;">3</td> <td style="text-align: center;">Equine</td> </tr> </table> <p>*--Note: For grazing losses, an entry is only required for livestock that is or would--* have been grazing the weather or loss condition affected pasture or grazing land acres.</p>	Example:	<u>Item 14</u>	<u>Item 15</u>		1	Adult Beef Cattle		2	Nonadult Beef Cattle > 500 lbs.		3	Equine
Example:	<u>Item 14</u>	<u>Item 15</u>											
	1	Adult Beef Cattle											
	2	Nonadult Beef Cattle > 500 lbs.											
	3	Equine											
15	Enter the livestock by kind, type, and weight range that were owned/leased by the producer or that the producer was a contract grower of that was in inventory during the 60 calendar days before the beginning date of the applicable eligible weather or loss conditions in item 7. Note: Livestock kind, type, and weight range can be obtained from the local FSA office or ELAP Fact Sheet located at http://disaster.fsa.usda.gov .												
16	*--Enter the number of eligible livestock owned, shared, cash leased, or the participant--* was a contract grower for livestock listed in item 15.												
17	Enter the share the producer has in the livestock entered in item 15.												
18	COC shall enter the adjusted current year inventory, if applicable. Notes: An entry is only required when COC determines a current year inventory different than the current year inventory certified to by the producer in item 16. The producer shall be provided applicable appeal rights according to 1-APP if an entry is entered in item 18.												

298 FSA-918, Emergency Loss Assistance for Livestock Application (Continued)

A Completing Manual FSA-918 (Continued)

Item	Instruction												
Part E – Forage Information – Grazing Losses													
19	<p>Enter the livestock number or numbers from item 14 for each livestock kind/type and weight range that are grazing or would have been grazing the specific type of pasture entered in item 20.</p> <p>Example: Adult beef cattle, nonadult beef cattle weighing over 500 pounds, and equine are grazing the native pasture. FSA-918 entries are as follows.</p> <table border="0" style="margin-left: auto; margin-right: auto;"> <tr> <td style="text-align: center;"><u>Item 14</u></td> <td style="text-align: center;"><u>Item 15</u></td> <td style="text-align: center;"><u>*--Item 19</u></td> </tr> <tr> <td style="text-align: center;">1</td> <td style="text-align: center;">Adult Beef Cattle</td> <td style="text-align: center;">1, 2, 3</td> </tr> <tr> <td style="text-align: center;">2</td> <td style="text-align: center;">Nonadult Beef Cattle > 500 lbs.</td> <td></td> </tr> <tr> <td style="text-align: center;">3</td> <td style="text-align: center;">Equine</td> <td></td> </tr> </table>	<u>Item 14</u>	<u>Item 15</u>	<u>*--Item 19</u>	1	Adult Beef Cattle	1, 2, 3	2	Nonadult Beef Cattle > 500 lbs.		3	Equine	
<u>Item 14</u>	<u>Item 15</u>	<u>*--Item 19</u>											
1	Adult Beef Cattle	1, 2, 3											
2	Nonadult Beef Cattle > 500 lbs.												
3	Equine												
20	<p>Enter all pasture types for owned or cash leased land normally used in the operation to support the eligible livestock during the qualifying adverse weather or loss conditions, excluding fire, affected by the eligible weather or loss conditions, excluding fire, for the applicable livestock numbers.--*</p> <p>Pasture types include the following:</p> <ul style="list-style-type: none"> • native • improved • forage sorghums • small grains. <p>Note: Only enter pasture types for Federal or State land if the agreement is by the acres and does not provide for an allotted number of AU's or AUM's that can be grazed for an established period of time.</p>												
21	<p>Enter the acres, by physical location county, associated with each pasture type entered in item 20.</p>												
22	<p>Enter the actual number of days the producer's eligible livestock were unable to graze each specific type of pasture entered in item 20 because of the qualifying weather or loss conditions.</p>												
23	<p>County Office shall enter the applicable carrying capacity for the specific type of pasture entered in item 20.</p>												
24	<p>COC shall enter the adjusted acres, if applicable.</p> <p>Notes: An entry is only required when COC determines acres different than the acres certified to by the producer in item 21.</p> <p>The producer shall be provided applicable appeal rights according to 1-APP if an entry is entered in item 24.</p>												
25	<p>COC shall enter the adjusted number of lost grazing days, if applicable.</p> <p>Notes: An entry is only required when COC determines a different number of lost grazing days than the number of grazing days lost as certified by the producer in item 22.</p> <p>The producer shall be provided applicable appeal rights according to 1-APP if an entry is entered in item 25.</p>												

298 FSA-918, Emergency Loss Assistance for Livestock Application (Continued)

A Completing Manual FSA-918 (Continued)

Item	Instruction
26	Enter the livestock number or numbers from item 14 for each livestock kind/type and weight range that are grazing or would have been grazing the specific type of pasture entered in item 27.
27	<p>Enter all pasture types for AUM or AU leased land normally used in the operation to support eligible livestock during the affected qualifying weather event or loss conditions, *--excluding fires, for the livestock numbers entered in item 26.--*</p> <p>Pasture types include the following:</p> <ul style="list-style-type: none"> • native • improved • forage sorghums • small grains. <p>Note: Only enter pasture types for privately leased, Federal, or State land that provide for an allotted number of AU's or AUM's that can be grazed for an established period of time. Pasture types for Federal and State leases expressed in acres and not AU's or AUM's for an established period of time shall be entered in item 20.</p>
28	<p>Enter the number of AU's allowed by the pasture type entered in item 27.</p> <p>Example 1: Grazing permit allows the producer to graze 150 AU's from September 1 through December 31 for a total of 600 AUM's. The number of AU's to enter in item 27 would be 150 AU's.</p> <p>Example 2: Grazing permit allows the producer to graze 500 AUM's for a 5 month grazing period. The total number of AU's entered in item 27 would be 100 AU's.</p> <p style="text-align: center;">$500 \text{ AUM's} / 5 \text{ months} = 100 \text{ AU's}$</p>
29	Enter the actual number of days the producer's eligible livestock were unable to graze each specific type of pasture entered in item 27 because of the qualifying weather or loss conditions.
30	<p>COC shall enter the adjusted AU's, if applicable.</p> <p>Notes: An entry is only required when COC determines AU's different than AU's certified to by the producer in item 28.</p> <p>The producer shall be provided applicable appeal rights according to 1-APP if an entry is entered in item 30.</p>

298 FSA-918, Emergency Loss Assistance for Livestock Application (Continued)

A Completing Manual FSA-918 (Continued)

Item	Instruction
31	<p>COC shall enter the adjusted number of lost grazing days, if applicable.</p> <p>Notes: An entry is only required when COC determines a different number of lost grazing days than the number of grazing days lost as certified by the producer in item 29.</p> <p>The producer shall be provided applicable appeal rights according to 1-APP if an entry is entered in item 31.</p>
32	<p>Enter all pasture types of land that was affected by wildfire on all non-Federal managed lands.</p> <p>Pasture types include the following:</p> <ul style="list-style-type: none"> • native • improved • small grains • forage sorghums.
33	<p>Enter the number of acres affected by the wildfire for the applicable pasture types listed in item 32.</p>
34	<p>Enter the actual number of days the producer’s eligible livestock were unable to graze each specific type of pasture entered in item 32 because of fire.</p>
35	<p>Enter COC established carrying capacity for the applicable pasture types listed in item 32.</p>
36	<p>COC shall enter the adjusted affected acres, if applicable.</p> <p>Notes: An entry is only required when COC determines affected acres different than the affected acres certified to by the producer in item 33.</p> <p>The producer shall be provided applicable appeal rights according to 1-APP if an entry is entered in item 36.</p>
37	<p>COC shall enter the adjusted lost grazing days, if applicable.</p> <p>Notes: An entry is only required when COC determines adjusted lost grazing days different than the adjusted lost grazing days certified to by the producer in item 34.</p> <p>The producer shall be provided applicable appeal rights according to 1-APP if an entry is entered in item 37.</p>
<p>Part F – Value of Produced Feed Lost</p>	
38	<p>Enter the type of produced feed which was lost because of a qualifying weather or loss condition that was intended to be fed to eligible livestock.</p> <p>*--Important: Include the corresponding livestock number listed in item 14 for which produced feed losses occurred.</p> <p>Example: For produced feed intended to be fed to nonadult beef cattle listed as livestock #2 in item 14, ENTER “#2. 20 hay bales” in item 38.--*</p>
39	<p>Enter the eligible quantity of produced feed which was lost because of a qualifying weather or loss condition, such as tons of hay lost or tons of silage lost.</p>

298 FSA-918, Emergency Loss Assistance for Livestock Application (Continued)

A Completing Manual FSA-918 (Continued)

Item	Instruction
40	Enter the dollar value of produced feed lost.
41	<p>COC shall enter adjusted quantity of produced feed lost, if applicable.</p> <p>Notes: An entry is only required when COC determines a quantity of produced feed lost different than the quantity of produced feed lost certified to by the producer in item 39.</p> <p>The producer shall be provided applicable appeal rights according to 1-APP if an entry is entered in item 41.</p>
42	<p>COC shall enter adjusted dollar value of produced feed lost, if applicable.</p> <p>Notes: An entry is only required when COC determines a dollar value of produced feed lost different than the dollar value of produced feed lost certified to by the producer in item 40.</p> <p>The producer shall be provided applicable appeal rights according to 1-APP if an entry is entered in item 42.</p>
Part G – Value of Purchased Feed Lost, Additional Feed Purchased, Additional Expenses	
43	<p>Enter the type of feed purchased that was lost, additional feed purchased to sustain livestock, or additional expenses incurred, such as tons of hay purchased, cost incurred for clearing snow to provide feed to livestock, etc.</p> <p>*--Important: Include the corresponding livestock number listed in item 14 for which purchased feed lost, additional feed purchased, and/or additional feed expenses were incurred.</p> <p>Example: For additional feed purchased intended to be fed to nonadult beef cattle listed as livestock #2 in item 14, and purchased feed lost intended to be fed to adult beef cattle listed as livestock #1 in item 14, ENTER “#2. Purchased round bales, #1 Additional alfalfa cubes” in item 43.</p> <p>The livestock numbers will be used to identify the applicable livestock for which feed losses were incurred, which is needed to determine the 90-calendar-day feed loss payment calculation.--*</p>
44	Enter the dollar value of purchased feed lost, additional feed purchased above normal to sustain livestock, or additional expenses incurred.
45	<p>COC shall enter adjusted value of purchased feed lost, additional feed purchased/additional expenses incurred, if applicable.</p> <p>Notes: An entry is only required when COC determines a dollar value of purchased feed lost, additional feed purchased, or additional expenses incurred different than the dollar value certified to by the producer in item 44.</p> <p>The producer shall be provided applicable appeal rights according to 1-APP if an entry is entered in item 45.</p>

*--298 FSA-918, Emergency Loss Assistance for Livestock Application (Continued)

A Completing Manual FSA-918 (Continued)

Item	Instruction
Part H – Livestock Death Loss Information	
46	Enter the corresponding loss condition date number listed in item 8
47	Check (✓) “Yes” if the producer in item 5 is a contract grower. Otherwise, check (✓) “No”.
48	<p>Enter livestock kind, type, and weight range for which loss occurred.</p> <p>If livestock in a previously recorded livestock kind/type and weight has changed to a new weight range, and a loss has occurred to the livestock in the new weight range, enter the original and new livestock kind/type and weight range as follows on the same line:</p> <ul style="list-style-type: none"> • nonadult beef cattle under 400 lbs. (original) • nonadult beef cattle 400 lbs. or more (new). <p>Notes: Losses occurring for the nonadult beef cattle 400 lbs. or more (new) would be recorded in item 50. An entry would not be entered item 49.</p> <p>An entry in this field is always required when there is a loss in a particular kind, type, and weight range of livestock.</p> <p>Livestock by kind, type, and weight range can be obtained from the local FSA office or ELAP Fact Sheet located at http://disaster.fsa.usda.gov.</p>
49	<p>Enter the total number of eligible livestock listed in item 48 in inventory on the beginning date of the eligible loss condition in item 8 when 1 of the following apply:</p> <ul style="list-style-type: none"> • loss being reported is the first loss of livestock incurred for the particular kind, type, and weight range of livestock listed in item 48 for the loss condition referenced in item 7 <p>Example: Producer A lost 10 head of adult beef cows out of the 100 head of adult beef cows in inventory because of an eligible loss condition on May 1, 2009. The producer had not previously incurred a loss of adult beef cows in inventory for this particular kind, type, and weight range of livestock because of an eligible loss condition. Producer A would enter “100” as inventory in item 49.</p> <ul style="list-style-type: none"> • additional livestock are purchased for a particular kind, type, and weight range of livestock after the first loss of livestock for that particular kind, type, and weight range of livestock has been incurred, and the additional purchased livestock have incurred a loss because of an eligible loss condition. <p>Example: Producer A lost 10 head of adult beef cows out of the 100 head of adult beef cows in inventory because of an eligible loss condition on May 1, 2009. The producer had not previously incurred a loss of adult beef cows in inventory for that particular kind, type, and weight range of livestock because of an eligible loss condition. Producer A would enter “100” as inventory in item 49 for loss condition date number 1.</p> <p>On May 15, 2009, Producer A purchases 100 additional head of adult beef cows. On June 1, 2009, Producer A lost 10 head of adult beef cows because of another eligible loss condition. Producer A would enter “100” as inventory in FSA-918, item 49 for loss condition date number 2.</p>

--*

***--298 FSA-918, Emergency Loss Assistance for Livestock Application (Continued)**

A Completing Manual FSA-918 (Continued)

Item	Instruction
<p>49 (Ctnd)</p>	<p>Note: Do not record an entry in item 49 for a particular type/kind and weight range of livestock when subsequent losses occur within a particular kind/type and weight range for which inventory has already been reported on FSA-918.</p> <p>Example: Producer A initially reports 100 head of adult beef cows in inventory in FSA-918, item 49 on May 1, 2009. Producer A reports that he lost 10 head because of an eligible loss condition on May 1, 2009.</p> <p>On June 1, 2009, Producer A, reports that he lost an additional 5 head of adult beef cows because of another eligible loss condition. Producer A will not record an entry in FSA-918, item 49. Producer A will only enter the 5 head of adult beef cows lost in FSA-918, item 50 for the additional 5 head lost because of the eligible loss condition.</p> <p>If a producer does not have a 100 percent ownership or contract grower share interest in a particular kind/type and weight range of livestock that was lost because of an eligible loss condition, the livestock for which the producer does not have a 100 percent ownership or contract grower share shall be prorated based on the producer’s percent share interest.</p> <p>Example: Producer A has a 100 percent ownership share in 200 head of adult beef cows located on farm 1 and a 50 percent ownership share in 200 head of adult beef cows located on farm 2.</p> <p>10 adult beef cows are lost because of an eligible loss condition on farm 1 and 10 adult beef cows are lost because of the same eligible loss condition on farm 2.</p> <p>Determine the number of eligible livestock to be entered as inventory in item 49 for Producer A according to the following:</p> <ul style="list-style-type: none"> • 200 head x 100 percent share = 200 head • 200 head x 50 percent share = 100 head. <p>200 head + 100 head = 300 head (number of inventory to enter for Producer A in item 49)</p>

--*

***--298 FSA-918, Emergency Loss Assistance for Livestock Application (Continued)**

A Completing Manual FSA-918 (Continued)

Item	Instruction
50	<p>Enter the number of head of livestock by kind/type and weight range that died because of the eligible loss condition referenced in item 7.</p> <p>Important: An entry in this field is always required when there is a loss in a particular kind, type, and weight range of livestock.</p> <p>Notes: Livestock must have died on or after January 1, 2008, and before October 1, 2011, but no later than 60 calendar days from the ending date of the loss condition(s) in item 7. The livestock must have also died during the calendar year for which benefits are being requested.</p> <p>If a producer does not have a 100 percent ownership or contract grower share interest in a particular kind/type and weight range of livestock that was lost because of an eligible loss condition, the livestock for which the producer does not have a 100 percent ownership or contract grower share shall be prorated based on the producer's percent share interest.</p> <p>Example: Producer A has a 100 percent ownership share in 200 head of adult beef cows located on Farm 1 and a 50 percent ownership share in 200 head of adult beef cows located on Farm 2.</p> <p>10 adult beef cows are lost because of an eligible loss condition adverse weather event on Farm 1 and 10 adult beef cows are lost because of the same eligible loss condition on Farm 2. Determine the number of eligible livestock to be entered as lost in item 50 for Producer A according to the following:</p> <ul style="list-style-type: none"> • 10 head lost x 100 percent share = 10 head • 10 head lost x 50 percent share = 5 head. <p>10 head lost + 5 head lost = 15 head (number of adult beef cows lost to enter for Producer A in item 16)</p>

--*

*--298 FSA-918, Emergency Loss Assistance for Livestock Application (Continued)

A Completing Manual FSA-918 (Continued)

Item	Instruction
51	<p>Enter the number of livestock that died because of normal mortality on or after the date of the first loss condition in item 7.</p> <p>Example: Producer A has a 100 percent ownership interest in 100 head of adult beef cows that are lost because of an eligible loss condition. The producer had not previously incurred a loss of adult beef cows in inventory for this particular kind/type and weight range of livestock because of an eligible loss condition. On October 11, 2009, Producer A enters “100” in item 49 and “10” in item 50. No entry would be made in item 51 because this is the first loss for this kind/type and weight range of livestock for which a loss in normal mortality has not occurred on or after the date of the first loss condition.</p> <p>On October 15, 2009, Producer A loses 2 adult beef cows to normal mortality. Producer A revises FSA-918 by entering “2” in item 51 and provides documentation to the County Office to support livestock deaths because of normal mortality.</p>
52	<p>COC shall enter the adjusted inventory, if applicable.</p> <p>Notes: An entry is only required when COC determines an inventory different than the inventory certified to by the producer in item 49.</p> <p>The producer shall be provided applicable appeal rights according to 1-APP if an entry is entered in item 52.</p>
53	<p>COC shall enter the adjusted number of livestock lost because of an eligible loss condition, if applicable.</p> <p>Notes: An entry is only required when COC determines the number of eligible livestock lost because of an eligible loss condition is different than the number of livestock certified to by the producer as lost because of the eligible loss condition in item 50.</p> <p>The producer shall be provided applicable appeal rights according to 1-APP if an entry is entered in item 53.</p>
54	<p>COC shall enter the adjusted number of livestock lost because of normal mortality, if applicable.</p> <p>Notes: An entry is only required when COC determines the number of livestock lost because of normal mortality is different than the number of livestock certified to by the producer as lost because of normal mortality in item 51.</p> <p>The producer shall be provided applicable appeal rights according to 1-APP if an entry is entered in item 54.</p>

--*

298 FSA-918, Emergency Loss Assistance for Livestock Application (Continued)

A Completing Manual FSA-918 (Continued)

Item	Instruction
Part I – Documentation of Inventory	
55	Enter the type of supporting documentation provided by the producer to verify beginning inventory.
56	Enter the total number of livestock supported by the documentation provided in item 55.
Part J – Documentation to Verify Livestock Losses	
57	Enter the type of supporting documentation provided by the producer to verify livestock death losses in item 50.
58	Enter the total number of livestock supported by the documentation provided in item 57.
Part K – Other Compensation/Reductions	
59	Enter the amount of monetary compensation received by the producer from their contractor for the loss of income suffered from the death of the livestock under contract (for contract growers only).
60	<p>Enter amount of compensation received from other disaster assistance programs for the same grazing, feed, livestock death losses, or additional expenses.</p> <p>*--Important: For livestock death losses because of wolf depredation, include benefits received from all Federal, State, and privately established programs for the same livestock losses because of wolf depredation.--*</p>
Part L – Producer Certification	
61A through 61C	<p>After reading the certification, producer or producer’s representative shall sign and date.</p> <p>Signatory in item 61A shall enter title/relationship when signing in the representative capacity.</p> <p>If a producer/applicant is:</p> <ul style="list-style-type: none"> • not signing in the representative capacity, this field should be left blank • signing on behalf of themselves, it is acceptable to write “self”; however, it is not necessary.
Part M – County Committee Determination	
62A	Enter COC signature.
62B	Enter date of COC action.
62C	<p>Check (✓) “Approved” or “Disapproved”.</p> <p>Important: FSA-918 shall be approved or disapproved as certified by the producer after applicable COC adjustment fields are completed.</p>

*--298 FSA-918, Emergency Loss Assistance for Livestock Application (Continued)

B Example of FSA-918

This form is available electronically

FSA-918 U.S. DEPARTMENT OF AGRICULTURE (09-11-09) Farm Service Agency EMERGENCY LOSS ASSISTANCE FOR LIVESTOCK APPLICATION	1. State and County Code 48 009	2. Calendar Year 2008
	3. County Office Name Knox	4. Application Number 2008

NOTE: The following statement is made in accordance with the Privacy Act of 1974 (5 USC 552a – as amended). The authority for requesting the information identified on this form is 7 CFR Part 760, 7 CFR Part 1400, and the Food, Conservation, and Energy Act of 2008 (Pub. L. 110-246). The information will be used to determine eligibility for program benefits. The information collected on this form may be disclosed to other Federal, State, Local government agencies, Tribal agencies, and nongovernmental entities that have been authorized access to the information by statute or regulation and/or as described in applicable Routine Uses identified in the System of Records Notice for USDA/FSA-2, Farm Records File (Automated). Providing the requested information is voluntary. However, failure to furnish the requested information will result in a determination of ineligibility for program benefits.

This information collection is exempted from the Paperwork Reduction Act as it is required for the administration of the Food, Conservation and Energy Act of 2008 (see Pub. L. 110-246, Title 1, Subtitle F – Administration).

The provisions of criminal and civil fraud, privacy and other statutes may be applicable to the information provided. RETURN THIS COMPLETED FORM TO YOUR COUNTY FSA OFFICE.

PART A – PRODUCER INFORMATION

5. Producer's Name and Address (City, State and Zip Code)
 Sam Jones
 1000 Star Street
 Knox City, Texas 11134

PART B – NOTICE OF LOSS

I am reporting that I have incurred losses due to qualifying weather or loss condition(s) listed in Item 7 and the losses occurred or were apparent to me on the date(s) listed in Item 8.

6. Type of Loss (Check) <input checked="" type="checkbox"/> Grazing Loss <input type="checkbox"/> Additional Expenses <input type="checkbox"/> Feed Loss <input type="checkbox"/> Livestock Deaths	7. Qualifying Weather or Loss Condition(s) 1. Flooding	
8. Date(s) of Occurrence/When Loss Was Apparent 1. June 1, 2008 through June 15, 2008	9. Physical Location of Loss(es) Farm 44	
10A. Producer's Signature (By)	10B. Title/Relationship of the Individual Signing in the Representative Capacity	10C. Date (MM-DD-YYYY) 09-14-2009

PART C – DISASTER LOSS INFORMATION FOR LIVESTOCK

11. Where were the livestock physically located on the beginning date of the qualifying weather or loss condition(s)? (Include County name, farm number, etc.) Knox County, Texas Farm 44	12. Where is the current physical location of the livestock in inventory? Knox County, Texas Farm 44
--	---

13. Associated Producers (List all other producers that have an ownership share of any livestock listed in Item 15 and/or Item 48 and indicate their share).
 None

PART D – LIVESTOCK INFORMATION - GRAZING LOSSES

PART D – LIVESTOCK INFORMATION - GRAZING LOSSES				COC USE ONLY	
14. Livestock Number	15. Livestock Kind/Type and Weight Range	16. Current Year Inventory	17. Share	18. COC Adjusted Current Year Inventory	
1	Adult Beef Cattle	100	100.00		

PART E – FORAGE INFORMATION – GRAZING LOSSES

PART E – FORAGE INFORMATION – GRAZING LOSSES					COC USE ONLY	
19. Livestock Number	20. Pasture Type – Owned or Cash Leased Land (Non-Fire Affected)	21. Acres	22. Lost Grazing Days	23. Carrying Capacity	24. COC Adjusted Acres	25. COC Adjusted Lost Grazing Days
1	Native	2000.0	30	20.0		

--*

*--298 FSA-918, Emergency Loss Assistance for Livestock Application (Continued)

B Example of FSA-918 (Continued)

FSA-918 (09-11-09)						Page 2 of 3		
PART E – FORAGE INFORMATION – GRAZING LOSSES (CONTINUED)								
26. Livestock Number	27. Pasture Type – AUM/AU Leased Land (Non-Fire Affected)		28. Animal Units	29. Lost Grazing Days	COC USE ONLY			
					30. COC Adjusted Animal Units	31. COC Adjusted Lost Grazing Days		
32. Pasture Type – Non-Federal Managed Lands (Fire Affected)		33. Affected Acres	34. Lost Grazing Days		COC USE ONLY			
					35. Carrying Capacity	36. COC Adjusted Affected Acres	37. COC Adjusted Lost Grazing Days	
PART F - VALUE OF PRODUCED FEED LOST								
38. Type of Feed Produced		39. Eligible Quantity Lost		40. Dollar Value Lost		COC USE ONLY		
						41. COC Adjusted Quantity Lost	42. COC Adjusted Dollar Value	
PART G - VALUE OF PURCHASED FEED LOST, ADDITIONAL FEED PURCHASED, ADDITIONAL EXPENSES								
43. Type of Feed Purchased and/or Additional Expense Incurred				44. Dollar Value Lost/Expense Incurred		COC USE ONLY		
						45. COC Adjusted Value Lost/Expense Incurred		
PART H – LIVESTOCK DEATH LOSS INFORMATION								
46. Loss Condition Date Number	47. Contract Grower		48. Livestock Kind/Type and Weight Range	49. Inventory	50. Number Lost Due to Eligible Loss Conditions	51. Number Lost Due to Normal Mortality	COC USE ONLY	
	Yes	No					52. COC Adjusted Inventory	53. COC Adjusted Number Lost Due to Eligible Loss Conditions
PART I – DOCUMENTATION OF INVENTORY								
55. Describe the document(s) provided to verify beginning inventory. Attach copies of documents						56. Number of Livestock		
Example: Receipt from Harry's Sale Barn for purchase of 25 feeder pigs on November 10, 2007						25		
A.								
B.								
C.								
D.								
PART J – DOCUMENTATION TO VERIFY LIVESTOCK LOSSES								
57. Describe the document(s) provided to verify livestock losses. Attach copies of documents.						58. Number of Livestock		
Example: Rendering receipt for pick up of 10 pigs March 12, 2007						10		
A.								
B.								
C.								
D.								

--*

*--298 FSA-918, Emergency Loss Assistance for Livestock Application (Continued)

B Example of FSA-918 (Continued)

FSA-918 (09-11-09)		Page 3 of 3
PART K – OTHER COMPENSATION/REDUCTIONS		
59. Other Compensation (Contract Grower Only): \$ 0		
60. Reductions: \$ 0		
PART L – PRODUCER CERTIFICATION		
<p>Payments under the Emergency Loss Assistance for Livestock will be made to provide emergency relief to producers of livestock due to losses from qualifying weather or loss conditions as determined by the Secretary. Each producer must file a separate form FSA-918 to be eligible to receive program benefits. By signing this application, the producer:</p>		
<ol style="list-style-type: none"> 1. Agrees to provide FSA any documentation it requires to determine eligibility that verifies and supports all information provided, including the producer's certification, and understands the application may be disapproved if they fail to provide any such information requested by FSA; 2. Authorizes FSA, at any time, with or without their presence, to enter upon, inspect and verify all livestock, livestock deaths, and acreage in which they have an interest; 3. Agrees to comply with, and acknowledges they are subject to, all the regulations governing the program and understands that instructions and assistance are available for completing this form; 4. Authorizes FSA to obtain from third parties, such as, but not limited to, other government agencies, individuals, auction barns, contractors, or processors, feed cooperatives, feed supply companies and rendering services, any records or other evidence that substantiates the information provided on this application or any supporting documentation provided; and 		
I certify that:		
<ol style="list-style-type: none"> 1. If applying as an individual, that I am a citizen of the United States or a resident alien; if applying as a partnership, the members of the partnership are citizens of the United States; or if applying as a corporation, limited liability corporation, or other farm organization structure, the entity is organized under State law. 2. On the beginning date of the qualifying weather or loss condition(s) in Item 7, I owned, leased, purchased, entered into a contract to purchase, or was a contract grower of the livestock entered in Item 15 or Item 48 on this application; 3. All livestock entered on this application meet all eligibility criteria provided in 7 CFR Part 760 Subpart C, including being maintained by me for commercial use as part of my farming operation, and if applicable, are livestock that would normally have been grazing the eligible grazing land or pastureland on the beginning date of the qualifying weather or loss condition(s); 4. All forage information entered on this application meets all eligibility criteria provided in 7 CFR Part 760 Subpart C; 5. All information on this application and all supporting documents provided is true and correct; 6. Within the county provided in Item 9 and as a direct result of the qualifying weather or loss condition(s) listed in Item 7, I have suffered an eligible grazing loss, feed loss, death loss, or incurred additional expenses for the livestock entered on this application in Items 15 or Item 48; 7. I understand to be eligible for this program, I must have obtained with respect to all farms for which I have an interest for which coverage is available, for all insurable crops, at least the catastrophic level of coverage or better under a plan or policy of insurance administered by RMA under FCIA, except this obligation will not include crop insurance pilot programs so designated by RMA and will not include forage on grazing land; and for all noninsurable crops, have obtained NAP coverage by filing the proper paper work and fee within the relevant deadlines, except that this requirement will not include forage on grazing land; or have been approved for a waiver to meet the Risk Management Purchase Requirements. 8. All benefits received under any other Federal disaster payment program for the same grazing losses, livestock death loss, and loss year have been reported on this application in Item 60; and 9. I understand that this application may be disapproved if information or evidence provided is false or in error, and that other sanctions or penalties could apply. 		
61A. Signature (By)	61B. Title/Relationship of the individual signing in the Representative Capacity	61C. Date (MM-DD-YYYY) 09-14-2009
PART M - COUNTY COMMITTEE DETERMINATION		
62A. COC or Designee Signature	62B. Date (MM-DD-YYYY)	62C. Determination <input type="checkbox"/> APPROVED <input type="checkbox"/> DISAPPROVED
<p>The U.S. Department of Agriculture (USDA) prohibits discrimination in all its programs and activities on the basis of race, color, national origin, age, disability, and where applicable, sex, marital status, familial status, parental status, religion, sexual orientation, genetic information, political beliefs, reprisal, or because all or part of an individual's income is derived from any public assistance program. (Not all prohibited bases apply to all programs.) Persons with disabilities who require alternative means for communication of program information (Braille, large print, audiotape, etc.) should contact USDA's TARGET Center at (202) 720-2600 (voice and TDD). To file a complaint of Discrimination, write to USDA, Director, Office of Adjudication and Compliance, 1400 Independence Avenue, SW., Washington, DC 20250-9410, or call toll-free at (866) 632-9992 (English) or (800) 845-6136 (Spanish) or (800) 877-8339 (TDD) or (866) 377-8642 (Federal-relay). USDA is an equal opportunity provider and employer.</p>		

--*

***--299 FSA-930, Emergency Loss Assistance for Farm-Raised Fish/Honey Bees Application**

A Completing Manual FSA-930

Complete FSA-930 according to the following:

Item	Instruction
1	Enter State and county code. This is the physical location of the county in which the loss occurred.
2	Enter the calendar year the eligible farm-raised fish or honey bee losses occurred and/or additional expenses were incurred because of an eligible adverse weather or loss condition.
3	Enter County Office name. This is the physical location County Office where the producer's losses occurred/additional expenses were incurred.
4	Enter the application number. Note: This is an automated system assigned number.
Part A – Producer Information	
5	Enter the producer's name and address.
Part B – Notice of Loss	
6	<p>Enter the later of the date(s) when the loss or losses:</p> <ul style="list-style-type: none"> • occurred • were apparent to the producer. <p>Notes: A number should be assigned to each date of occurrence/when loss was apparent. This number will be used to associate the adverse weather or loss condition(s) entered in item 7 to the date of occurrence/when loss was apparent.</p> <p>Example: For a flood and tornado that occurred on March 1, 2008, and hurricane that occurred on August 1, 2008, item 6 should be completed as follows.</p> <p style="text-align: center;">Item 6</p> <p style="text-align: center;">1. March 1, 2008 2. August 1, 2008</p> <p>Multiple adverse weather or loss conditions may be entered if more than 1 eligible adverse weather or loss condition resulted in losses during the calendar year.</p>

--*

***--299 FSA-930, Emergency Loss Assistance for Farm-Raised Fish/Honey Bees Application (Continued)**

A Completing Manual FSA-930 (Continued)

Item	Instruction								
7	<p>Enter the eligible adverse weather or loss condition(s) that caused the loss or losses or resulted in the additional expense.</p> <p>Notes: Enter the number from date of occurrence/when loss was apparent from item 6 that corresponds with the adverse weather and/or loss condition(s).</p> <p>Example: For a flood and tornado that occurred on March 1, 2008, and hurricane that occurred on August 1, 2008, item 6 should be completed as follows.</p> <table style="margin-left: auto; margin-right: auto;"> <tr> <td style="text-align: center;"><u>Item 6</u></td> <td style="text-align: center;"><u>Item 7</u></td> </tr> <tr> <td style="text-align: center;">1. March 1, 2008</td> <td style="text-align: center;">1. Flood</td> </tr> <tr> <td style="text-align: center;">2. August 1, 2008</td> <td style="text-align: center;">1. Tornado</td> </tr> <tr> <td></td> <td style="text-align: center;">2. Hurricane</td> </tr> </table> <p>Multiple entries may be made if more than 1 eligible adverse weather or loss condition resulted in losses during the calendar year.</p>	<u>Item 6</u>	<u>Item 7</u>	1. March 1, 2008	1. Flood	2. August 1, 2008	1. Tornado		2. Hurricane
<u>Item 6</u>	<u>Item 7</u>								
1. March 1, 2008	1. Flood								
2. August 1, 2008	1. Tornado								
	2. Hurricane								
8A	<p>Producer or producer’s representative may sign to indicate that farm-raised fish or honey bee losses have occurred or additional expenses were incurred because of eligible adverse weather or loss conditions listed in item 7 and occurred or were apparent to the producer on the dates listed in item 6.</p> <p>Producer or producer’s representative may file a “notice of loss” with the administrative County Office by 1 of the following alternative methods:</p> <ul style="list-style-type: none"> • phone • FAX • e-mail. <p>Enter the method by which the “notice of loss” was filed in the physical location County Office if the producer or producer’s representative did not sign in item 8A.</p>								
8B	<p>Signatory in item 8A shall enter the title/relationship when signing in a representative capacity.</p> <p>If a producer/applicant is:</p> <ul style="list-style-type: none"> • not signing in the representative capacity, this field should be left blank • signing on behalf of themselves, it is acceptable to write “self”; however, it is not necessary. 								
8C	<p>Producer or producer’s representative shall enter date they signed the “notice of loss” or County Office employee shall enter the date producer or producer’s representative reported “notice of loss” using 1 of the alternative methods in item 8A.</p>								

--*

***--299 FSA-930, Emergency Loss Assistance for Farm-Raised Fish/Honey Bees Application
(Continued)**

A Completing Manual FSA-930 (Continued)

Item	Instruction						
Part C – Location and Associated Producer Information							
9	Enter the physical location of where the farm-raised fish, honey bee colonies, and/or honey bee hives were physically located on the beginning date of the qualifying weather or loss condition(s). Include the name of the county where the losses occurred and or additional expenses were incurred. Example: Knox County, Texas, Farm 2502						
10	Enter associated producers who had an ownership share or lease interest in any of the farm-raised fish and/or honey bee colonies or hives entered in items 11B, 13B, or 15B and their shares.						
Part D – Farm-Raised Fish Death Loss Information							
11A	Enter the corresponding date of occurrence number listed in item 6.						
11B	Enter the type, kind, and size of each farm-raised fish for which loss occurred. Important: An entry in this field is always required when there is a loss in a particular type, kind, and size of farm-raised fish. Note: Separate line entries by type, kind, and size are required when producer shares are different. Example: <table style="margin-left: auto; margin-right: auto;"> <tr> <td style="text-align: center;">Item 11B</td> <td style="text-align: center;">Item 11G</td> </tr> <tr> <td style="text-align: center;">Baitfish/Fathead minnow</td> <td style="text-align: center;">1.0000</td> </tr> <tr> <td style="text-align: center;">Baitfish/Fathead minnow</td> <td style="text-align: center;">0.7500</td> </tr> </table>	Item 11B	Item 11G	Baitfish/Fathead minnow	1.0000	Baitfish/Fathead minnow	0.7500
Item 11B	Item 11G						
Baitfish/Fathead minnow	1.0000						
Baitfish/Fathead minnow	0.7500						
11C	Enter the unit of measure, pounds, pieces, inches, or gallons, as determined by STC.						
11D	Enter the beginning inventory of farm-raised fish immediately before the beginning date of the qualifying adverse weather or loss condition(s) listed in item 6.						
11E	Enter the ending inventory immediately after the end of the qualifying adverse weather or loss condition(s) listed in item 7.						
11F	Enter amount of ineligible farm-raised fish losses reported by the producer, if applicable.						
11G	Enter the share the producer has in the farm-raised fish in item 11B.						
11H	COC shall enter the adjusted beginning inventory before loss, if applicable. Notes: An entry is only required when COC determines a beginning inventory (before loss) different than the beginning inventory (before loss) certified to by the producer in item 11D. The producer shall be provided applicable appeal rights according to 1-APP if an entry is entered in item 11H.						

--*

299 FSA-930, Emergency Loss Assistance for Farm-Raised Fish/Honey Bees Application (Continued)

A Completing Manual FSA-930 (Continued)

Item	Instruction
11I	<p>COC shall enter the adjusted ending inventory after loss, if applicable.</p> <p>Notes: An entry is only required when COC determines an ending inventory (after loss) different than the ending inventory (after loss) certified to by the producer in item 11E.</p> <p>The producer shall be provided applicable appeal rights according to 1-APP if an entry is entered in item 11I.</p>
11J	<p>COC shall enter the adjusted ineligible inventory lost, if applicable.</p> <p>Notes: An entry is only required when COC determines an ineligible inventory lost different than the ineligible inventory lost certified to by the producer in item 11F.</p> <p>The producer shall be provided applicable appeal rights according to 1-APP if an entry is entered in item 11H.</p>
Part E – Farm-Raised Fish Documentation of Value	
12A	Enter a sequential number for each receipt provided by the producer.
12B	Enter a description of each receipt provided to document the value or replacement cost of the bait fish or game fish.
12C	Enter the quantity of the bait fish or game fish from the receipt.
12D	Enter the dollar value of each receipt.
12E	<p>COC shall enter the adjusted quantity, if applicable.</p> <p>Notes: An entry is only required when COC determines a quantity different than the quantity on the receipt recorded in item 12C.</p> <p>The producer shall be provided applicable appeal rights according to 1-APP if an entry is entered in item 12E.</p>
12F	<p>COC shall enter the adjusted dollar value of each receipt, if applicable.</p> <p>Notes: An entry is only required when COC determines a dollar value different than the dollar value on the receipt recorded in item 12D.</p> <p>The producer shall be provided applicable appeal rights according to 1-APP if an entry is entered in item 12F.</p>

299 FSA-930, Emergency Loss Assistance for Farm-Raised Fish/Honey Bees Application
(Continued)

A Completing Manual FSA-930 (Continued)

Item	Instruction
Part F – Honey Bee Colony Loss Information	
<p>*--Note: Part F shall be completed for each eligible adverse weather event or loss condition that occurred in the calendar year for which benefits are being requested.--*</p>	
13A	Enter the corresponding date of occurrence number listed in item 6.
13B	<p>*--Enter the beginning inventory of honeybee colonies determined as follows:</p> <ul style="list-style-type: none"> • for the first adverse weather event or loss condition for which honeybee losses were incurred in a calendar year, enter the beginning inventory of honey bee colonies immediately before the beginning date of the adverse weather event or loss condition • for subsequent adverse weather events or loss conditions for which honeybee losses were incurred in a calendar year, enter the result of subtracting: <ul style="list-style-type: none"> • beginning inventory immediately before the beginning date of the subsequent adverse weather event or loss condition, minus • ending inventory immediately after the previous adverse weather event or loss condition. <p style="text-align: center;">Note: Beginning inventory minus honeybee colonies lost.--*</p> <p>Make separate line entries for different shares.</p>
13C	<p>Enter the total number of honeybee colonies lost.</p> <p>Make separate line entries for different shares.</p>

299 FSA-930, Emergency Loss Assistance for Farm-Raised Fish/Honey Bees Application
(Continued)

A Completing Manual FSA-930 (Continued)

Item	Instruction
13D	<p>Enter the total number of honeybee colonies lost because of an ineligible adverse weather or loss condition.</p> <p>*--Important: Do not include the number of honeybee colonies lost because of normal mortality.--*</p> <p>Make separate line entries for different shares.</p>
13E	<p>Enter the share the producer has in the honeybee colony in item 13B.</p>
13F	<p>COC shall enter the adjusted beginning inventory of honeybee colonies, if applicable.</p> <p>Notes: An entry is only required when COC determines a beginning inventory of honeybee colonies different than the beginning inventory of honeybee colonies certified to by the producer in item 13B.</p> <p>The producer shall be provided applicable appeal rights according to 1-APP if an entry is entered in item 13F.</p>
13G	<p>COC shall enter the adjusted number of honeybee colonies lost, if applicable.</p> <p>Notes: An entry is only required when COC determines a number of honeybee colonies lost different than the number of honey colonies lost certified to by the producer in item 13C.</p> <p>The producer shall be provided applicable appeal rights according to 1-APP if an entry is entered in item 13G.</p>
13H	<p>COC shall enter the adjusted ineligible honeybee colonies lost, if applicable.</p> <p>Notes: An entry is only required when COC determines ineligible honeybee colonies lost different than the ineligible honeybee colonies lost certified to by the producer in item 13D.</p> <p>The producer shall be provided applicable appeal rights according to 1-APP if an entry is entered in item 13H.</p>
<p>Part G – Honey Bee Colony Documentation of Value</p>	
14A	<p>Enter a sequential number for each receipt provided by the producer.</p>
14B	<p>Enter a description of each receipt provided to document the value or replacement cost of the honeybee colony.</p>
14C	<p>Enter the quantity of honeybee colonies from the receipt.</p>
14D	<p>Enter the dollar value of each receipt.</p>
14E	<p>COC shall enter the adjusted quantity, if applicable.</p> <p>Notes: An entry is only required when COC determines a quantity different than the quantity on the receipt recorded in item 14C.</p> <p>The producer shall be provided applicable appeal rights according to 1-APP if an entry is entered in item 14E.</p>

***--299 FSA-930, Emergency Loss Assistance for Farm-Raised Fish/Honey Bees Application
(Continued)**

A Completing Manual FSA-930 (Continued)

Item	Instruction
14F	<p>COC shall enter the adjusted dollar value of each receipt, if applicable.</p> <p>Notes: An entry is only required when COC determines a dollar value different than the dollar value on the receipt recorded in item 14D.</p> <p>The producer shall be provided applicable appeal rights according to 1-APP if an entry is entered in item 14F.</p>
Part H – Honey Bee Hive Loss Information	
15A	Enter the corresponding date of occurrence number listed in item 6.
15B	<p>Enter the beginning inventory of honey bee hives immediately before the beginning date of the eligible adverse weather or loss condition(s) listed in item 6.</p> <p>Note: Make separate line entries for different shares.</p>
15C	<p>Enter the total number of honey bee hives lost.</p> <p>Note: Make separate line entries for different shares.</p>
15D	<p>Enter the total number of honey bee hives lost because of an ineligible adverse weather or loss condition(s).</p> <p>Note: Make separate line entries for different shares.</p>
15E	Enter the share the producer has in the honey bee colony in item 15B.
15F	<p>COC shall enter the adjusted beginning inventory of honey bee hives, if applicable.</p> <p>Notes: An entry is only required when COC determines a beginning inventory of honey bee hives different than the beginning inventory of honey bee hives certified to by the producer in item 15B.</p> <p>The producer shall be provided applicable appeal rights according to 1-APP if an entry is entered in item 15F.</p>
15G	<p>COC shall enter the adjusted total number of honey bee hives lost, if applicable.</p> <p>Notes: An entry is only required when COC determines a total number of honey bee hives lost different than the total number of honey bee hives lost certified to by the producer in item 15C.</p> <p>The producer shall be provided applicable appeal rights according to 1-APP if an entry is entered in item 15G.</p>
15H	<p>COC shall enter the adjusted ineligible honey bee hives lost, if applicable.</p> <p>Notes: An entry is only required when COC determines ineligible honey bee hives lost different than ineligible honey bee hives lost certified to by the producer in item 15D.</p> <p>The producer shall be provided applicable appeal rights according to 1-APP if an entry is entered in item 15H.</p>

--*

***--299 FSA-930, Emergency Loss Assistance for Farm-Raised Fish/Honey Bees Application
(Continued)**

A Completing Manual FSA-930 (Continued)

Item	Instruction
Part I – Honey Bee Hive Documentation of Value	
16A	Enter a sequential number for each receipt provided by the producer.
16B	Enter a description of each receipt provided to document the value or replacement cost of the bee hives.
16C	Enter the quantity of bee hives on each receipt.
16D	Enter the dollar value of each receipt.
16E	<p>COC shall enter the adjusted quantity, if applicable.</p> <p>Notes: An entry is only required when COC determines a quantity different than the quantity on the receipt recorded in item 16C.</p> <p>The producer shall be provided applicable appeal rights according to 1-APP if an entry is entered in item 16E.</p>
16F	<p>COC shall enter the adjusted dollar value of each receipt, if applicable.</p> <p>Notes: An entry is only required when COC determines a dollar value different than the dollar value on the receipt recorded in item 16D.</p> <p>The producer shall be provided applicable appeal rights according to 1-APP if an entry is entered in item 16F.</p>
Part J – Value of Purchased Feed Lost and/or Additional Expenses – Farm-Raised Fish and Honey Bees	
17A	Enter the corresponding number for the adverse weather or loss condition(s) date from item 6.
17B	Enter type of purchased feed lost and/or additional expenses incurred for farm-raised fish and/or honey bees.
17C	<p>Enter the dollar value of purchased feed lost and/or additional expenses.</p> <p>Note: Make separate line entries for different shares.</p>
17D	Enter share applicable to each line entry.
17E	<p>COC shall enter the adjusted value of feed lost or additional expenses incurred, if applicable.</p> <p>Note: An entry is only required when COC determines a value of feed lost or additional expense incurred different than the dollar value of feed lost or additional expenses incurred reported by the producer in item 17C.</p> <p>The producer shall be provided applicable appeal rights according to 1-APP if an entry is entered in item 17E.</p>
Part K –Payment Reductions	
18	Enter amount of compensation received from other disaster assistance programs for the same or similar losses or additional expenses incurred.

--*

***--299 FSA-930, Emergency Loss Assistance for Farm-Raised Fish/Honey Bees Application (Continued)**

A Completing Manual FSA-930 (Continued)

Item	Instruction
Part L – Producer Certification	
19A through 19C	<p>After reading the certification, producer or producer’s representative signs and dates.</p> <p>Signatory in item 19A shall enter title/relationship when signing in the representative capacity.</p> <p>If a producer/applicant is:</p> <ul style="list-style-type: none"> • not signing in the representative capacity, this field should be left blank • signing on behalf of themselves, it is acceptable to write “self”; however, it is not necessary.
Part M – County Committee Determination	
20A	Enter COC signature.
20B	Enter date of COC action.
20C	<p>CHECK (✓) “Approved” or “Disapproved”.</p> <p>Important: FSA-930 shall be approved or disapproved as certified by the producer after applicable COC adjustment fields are completed.</p>

--*

***--299 FSA-930, Emergency Loss Assistance for Farm-Raised Fish/Honey Bees Application (Continued)**

B Example of FSA-930

This form is available electronically.

FSA-930 (09-11-09)	U.S. DEPARTMENT OF AGRICULTURE Farm Service Agency	1. State and County Code	2. Calendar Year
		48 009	2009
EMERGENCY LOSS ASSISTANCE FOR FARM-RAISED FISH/HONEY BEES APPLICATION		3. County Office Name	4. Application Number
		Castro	409

NOTE: The following statement is made in accordance with the Privacy Act of 1974 (5 USC 552a – as amended). The authority for requesting the information identified on this form is 7 CFR Part 760 and the Food, Conservation, and Energy Act of 2008 (Pub. L. 110-246). The information will be used to determine eligibility for program benefits. The information collected on this form may be disclosed to other Federal, State, Local government agencies, Tribal agencies, and nongovernmental entities that have been authorized access to the information by statute or regulation and/or as described in applicable Routine Uses identified in the System of Records Notice for USDA/FSA-2, Farm Records File (Automated). Providing the requested information is voluntary. However, failure to furnish the requested information will result in a determination of ineligibility for program benefits.

This information collection is exempted from the Paperwork Reduction Act as it is required for the administration of the Food, Conservation and Energy Act of 2008 (see Pub. L. 110-246, Title 1, Subtitle F – Administration).

The provisions of criminal and civil fraud, privacy and other statutes may be applicable to the information provided. **RETURN THIS COMPLETED FORM TO YOUR COUNTY FSA OFFICE.**

PART A – PRODUCER INFORMATION

5. Producer's Name and Address (City, State and Zip Code)
 Johnson Apiaries
 P. O. Box 100
 Dimmitt, Texas 12345

PART B – NOTICE OF LOSS

6. Date(s) of Occurrence/When Loss Was Apparent	7. Qualifying Adverse Weather and/or Loss Condition(s):
1. October 1, 2009	1. Colony Collapse Disorder

8. I am reporting that I have incurred losses and/or additional expenses due to the qualifying adverse weather and/or loss condition(s) listed in Item 7 and the losses occurred or additional expenses incurred were apparent to me on the date(s) listed in Item 6.

A. Producer's Signature (By)	B. Title/Relationship of the Individual Signing in the Representative Capacity	C. Date (MM-DD-YYYY)
		10-14-2009

PART C – LOCATION AND ASSOCIATED PRODUCER INFORMATION

9. Where were the claimed farm-raised fish, honey bee colonies, and/or honey bee hives physically located on the beginning date of the qualifying weather or loss condition(s)? (Include County name, farm number etc.)
 Castro County, Texas Farm 1010

10. Associated Producers (List all other producers that have an ownership share of any honey bee colonies/hives and/or farm-raised fish).
 None

PART D – FARM-RAISED FISH DEATH LOSS INFORMATION

11A. Date of Occurrence Number	11B. Type/Kind/Size	11C. Unit of Measure	11D. Beginning Inventory (Before Loss)	11E. Ending Inventory (After Loss)	11F. Ineligible Inventory Lost	11G. Share	COC USE ONLY		
							11H. Adjusted Beginning Inventory (Before Loss)	11I. Adjusted Ending Inventory (After Loss)	11J. Adjusted Ineligible Inventory Lost

--*

***--299 FSA-930, Emergency Loss Assistance for Farm-Raised Fish/Honey Bees Application (Continued)**

B Example of FSA-930 (Continued)

FSA-930 (09-11-09)						Page 2 of 3	
PART E – FARM-RAISED FISH DOCUMENTATION OF VALUE							
12A. Receipt Number	12B. Documentation Description			12C. Quantity	12D. Dollar Value	COC USE ONLY	
						12E. Adjusted Quantity	12F. Adjusted Dollar Value
PART F – HONEY BEE COLONY LOSS INFORMATION							
13A. Date of Occurrence Number	13B. Beginning Inventory of Honey Bee Colonies	13C. Total Number of Honey Bee Colonies Lost	13D. Ineligible Honey Bee Colonies Lost	13E. Share	COC USE ONLY		
					13F. Adjusted Beginning Colony Inventory	13G. Adjusted Total Number of Colonies Lost	13H. Adjusted Ineligible Colonies Lost
1	500	275	50	100.00			
PART G – HONEY BEE COLONY DOCUMENTATION OF VALUE							
14A. Receipt Number	14B. Documentation Description			14C. Quantity	14D. Dollar Value	COC USE ONLY	
						14E. Adjusted Quantity	14F. Adjusted Dollar Value
1		Jackson Apiaries Wholesale Receipt	275		\$5000.00		
PART H – HONEY BEE HIVE LOSS INFORMATION							
15A. Date of Occurrence Number	15B. Beginning Inventory of Honey Bee Hives	15C. Total Number of Honey Bee Hives Lost	15D. Ineligible Honey Bee Hives Lost	15E. Share	COC USE ONLY		
					15F. Adjusted Beginning Hive Inventory	15G. Adjusted Total Number of Hives Lost	15H. Adjusted Ineligible Hives Lost
PART I – HONEY BEE HIVE DOCUMENTATION OF VALUE							
16A. Receipt Number	16B. Documentation Description			16C. Quantity	16D. Dollar Value	COC USE ONLY	
						16E. Adjusted Quantity	16F. Adjusted Dollar Value
PART J- VALUE OF PURCHASED FEED LOST AND/OR ADDITIONAL EXPENSES – FARM-RAISED FISH AND HONEY BEES							
17A. Date of Occurrence Number	17B. Type of Feed Lost or Additional Expense Incurred			17C. Value of Feed Lost or Additional Expense Incurred	17D. Share	COC USE ONLY	
						17E. Adjusted Value of Feed Lost or Additional Expense Incurred	
				\$		\$	
				\$		\$	
				\$		\$	
				\$		\$	

--*

***--299 FSA-930, Emergency Loss Assistance for Farm-Raised Fish/Honey Bees Application (Continued)**

B Example of FSA-930 (Continued)

FSA-930 (09-11-09)		Page 3 of 3
PART K – PAYMENT REDUCTIONS		
18. Payment Reduction Amount \$ 0		
PART L – PRODUCER CERTIFICATION		
<p>Payments under the Emergency Assistance for Honey Bees and Farm-Raised Fish will be made to provide emergency relief to producers of honey bees and/or farm-raised fish due to losses from adverse weather or loss conditions as determined by the Secretary. Each producer must file a separate form FSA-930 to be eligible to receive program benefits. By signing this application, the producer or producers:</p>		
<ol style="list-style-type: none"> 1. Agrees to provide FSA any documentation it requires to determine eligibility that verifies and supports all information provided, including the producer's certification, and understands the application may be disapproved if they fail to provide any such information requested by FSA; 2. Authorizes FSA, at any time, with or without their presence, to enter upon, inspect and verify all honey bee colonies, honey bee hives, farm-raised fish, ponds, and acres in which they have an interest; 3. Agrees to comply with, and acknowledges they and their application are subject to, all the regulations governing the program and understands that instructions and assistance are available for completing this form; and, 4. Authorizes FSA to obtain from third parties, such as, but not limited to, other government agencies, individuals, suppliers, contractors, or processors, feed cooperatives, and feed supply companies, any records or other evidence that substantiates the information provided on this application or any supporting documentation provided. 		
<i>I certify that:</i>		
<ol style="list-style-type: none"> 1. If applying as an individual, that I am a citizen of the United States or a resident alien; if applying as a partnership, the members of the partnership are citizens of the United States; or if applying as a corporation, limited liability corporation, or other farm organizational structure, the entity is organized under State law; 2. On the beginning date of the adverse weather or loss condition(s) in Item 6, I owned all honey bee colonies, honey bee hives, and/or farm raised fish entered on this application and physically maintained control of all such honey bees and/or farm-raised fish on that date for commercial use as part of my farming operation; 3. All honey bee colonies, honey bee hives, and/or farm-raised fish entered as lost on this application perished during the calendar year in Item 2 as a direct result of a qualifying adverse weather or loss condition(s) entered in Item 7 in the county provided in Item 3, and all losses occurred or additional expenses were incurred on or after January 1, 2008, and before October 1, 2011; 4. All information on this application and all supporting documents I provided are true and correct; 5. Within the county provided in Item 3 and as a direct result of the qualifying adverse weather and/or loss condition(s) listed in Item 7, I have suffered an eligible loss of honey bee colonies, honey bee hives, and/or farm-raised fish; feed losses, or incurred additional expenses for the honey bees or farm-raised fish entered on this application; 6. I understand to be eligible for this program, I must have obtained with respect to all farms for which I have an interest for which coverage is available, for all insurable crops, at least the catastrophic level of coverage or better under a plan or policy of insurance administered by RMA under FCIA, except this obligation will not include crop insurance pilot programs so designated by RMA and will not include forage on grazing land; and for all noninsurable crops on all farms, have obtained NAP coverage by filing the proper paper work and fee within the relevant deadlines, except that this requirement will not include forage on grazing land; or have been approved for a waiver to meet the Risk Management Purchase Requirements; 7. All benefits received under any other Federal disaster payment program for the same or similar losses and loss year have been reported on this application in Item 18; and 8. I understand that this application may be disapproved if information or evidence provided is false or in error, and that other sanctions or penalties could apply. 		
19A. Producer's Signature (By)	19B. Title/Relationship of the Individual Signing in the Representative Capacity	19C. Date (MM-DD-YYYY) 10-14-2009
PART M – COUNTY COMMITTEE DETERMINATION		
20A. COC or Designee Signature	20B. Date (MM-DD-YYYY)	20C. Determination: <input type="checkbox"/> Approved <input type="checkbox"/> Disapproved
<small>The U.S. Department of Agriculture (USDA) prohibits discrimination in all its programs and activities on the basis of race, color, national origin, age, disability, and where applicable, sex, marital status, familial status, parental status, religion, sexual orientation, genetic information, political beliefs, reprisal, or because all or part of an individual's income is derived from any public assistance program. (Not all prohibited bases apply to all programs.) Persons with disabilities who require alternative means for communication of program information (Braille, large print, audiotape, etc.) should contact USDA's TARGET Center at (202) 720-2600 (voice and TDD). To file a complaint of discrimination, write to USDA, Director, Office of Adjudication and Compliance, 1400 Independence Avenue, SW., Washington, DC 20250-9410, or call toll-free at (866) 632-9992 (English) or (800) 845-6136 (Spanish) or (800) 877-8339 (TDD) or (866) 377-8642 (Federal-relay). USDA is an equal opportunity provider and employer.</small>		

--*

***--300 FSA-918-1, Emergency Loss Assistance for Livestock Payment Calculation Worksheet**

A Completing Manual FSA-918-1

Complete FSA-918-1 according to the following.

Item	Instruction
1	Enter State and county code from FSA-918, item 1. This is the physical location county in which the loss occurred.
2	Enter the producer's name from FSA-918, item 5.
3	Enter the calendar year the livestock grazing losses, feed losses, death losses and/or additional expenses were incurred because of an eligible adverse weather or loss condition from FSA-918, item 2.
4	<p>Enter the qualifying weather or loss conditions that caused the applicable loss or losses from FSA-918, item 7.</p> <p>Notes: A number should be assigned to each qualifying weather or loss condition. This number will be used to tie the weather or loss condition entered in item 4 to the date of occurrence/when loss was apparent.</p> <p>Multiple weather or loss conditions may be entered if more than 1 qualifying weather or loss condition resulted in losses during the calendar year.</p>
<p>Part A – Livestock Information – Excluding Fire – Eligible Inventory (Part A must be completed for grazing and/or feed losses.)</p>	
5	<p>Enter the sequential corresponding number from FSA-918, item 14, for each livestock kind, type, and weight range entered in item 6.</p> <p>Notes: An entry is only required for those livestock that were or would have been grazing eligible pasture or grazing land acres during the eligible adverse weather or loss condition, excluding fire.</p> <p>Livestock that were or would have been grazing fire affected pasture or grazing land acres, entered in item 39, shall not be entered in Part A.</p> <p>An entry is required if the livestock producer suffered only a feed loss and not a grazing loss.</p>
6	Enter the livestock by kind, type, and weight range that were owned/leased by the producer or that the producer was a contract grower of that was inventory during the 60 calendar days before the beginning date of the applicable eligible weather or loss conditions, excluding fire , from FSA-918, item 15.
7	<p>Enter the number of livestock from FSA-918, item 16.</p> <p>Note: If an entry is entered in FSA-918, item 18, then item 18 for the specific livestock kind, type, and weight range shall be used instead of item 16.</p>
8	Enter the AU conversion factor, provided in Exhibit 16, for the animal type entered in item 6.

--*

***--300 FSA-918-1, Emergency Loss Assistance for Livestock Payment Calculation Worksheet
(Continued)**

A Completing Manual FSA-918-1 (Continued)

Item	Instruction
9	<p>Enter the actual number of days the producer’s eligible livestock were unable to graze each specific type of pasture, not to exceed 90 calendar days per calendar year, from FSA-918:</p> <ul style="list-style-type: none"> • item 22 for owned or cash-leased land; if an entry is entered in FSA-918, item 25, for the specific livestock kind, type, and weight range, then item 25 shall be used instead of item 22 • item 29 for AUM/AU leased land (nonfire affected); if an entry is entered in FSA-918, item 31, then for the specific livestock kind, type, and weight range, item 31 shall be used instead of item 29. <p>Important: An entry is not required when a producer only has a feed loss.</p>
10	<p>Enter the share the producer has in the livestock entered in item 6, from FSA-918, item 17.</p>
11	<p>Enter the payment rate per head for the applicable livestock kind, type, and weight range, entered in item 6, from the table provided in subparagraph 252 A for the applicable calendar year in which the loss occurred.</p> <p>The payment rate is the daily cost to maintain 1 AU for the specific kind, type, and weight range of livestock, as determined by FSA.</p>
12	<p>Enter the total value of livestock feed cost, excluding feed cost because of fire, for the specific kind, type, and weight range of livestock owned by the eligible livestock producer, based on the number of days grazing was lost, not to exceed 90 calendar days of daily feed cost for all kinds, types, and weight ranges of livestock, calculated by multiplying:</p> <ul style="list-style-type: none"> • item 7, times • item 8, times • item 9, times • item 10, times • item 11. <p>The result shall be rounded to the nearest whole dollar.</p> <p>Important: An entry is not required when a producer only has a feed loss.</p>
13	<p>Enter the value of livestock feed cost for 90 days, excluding feed cost because of fire, for the specific kind, type and weight range of livestock owned by the eligible livestock producer, calculated by multiplying:</p> <ul style="list-style-type: none"> • items 7, times • item 8, times • item 10, times • item 11, times • 90 calendar days. <p>The result should be rounded to the nearest whole dollar.</p>
14	<p>Enter total of item 12.</p>

--*

***--300 FSA-918-1, Emergency Loss Assistance for Livestock Payment Calculation Worksheet
(Continued)**

A Completing Manual FSA-918-1 (Continued)

Item	Instruction
Part B – Forage Information – Excluding Fire – Owned or Cash Leased Land (Part B shall not be completed when a producer only has a feed loss.)	
15	Enter the sequential corresponding number from FSA-918, item 19, for each livestock kind, type, and weight range that are grazing or would have been grazing the specific type of pasture entered in item 16.
16	<p>Enter all pasture types from FSA-918, item 20, for owned or cash leased land normally used in the operation to support the eligible livestock during eligible adverse weather or loss conditions, excluding fire, affected by the eligible adverse weather or loss conditions for the applicable livestock numbers in item 15.</p> <p>Pasture types include the following:</p> <ul style="list-style-type: none"> • native • improved • forage sorghum planted specifically for grazing • small grains planted specifically for grazing • annual rye grass planted specifically for grazing. <p>Note: Only enter pasture types for Federal or State land if the agreement is by the acre and does not provide for an allotted number of AU’s or AUM’s that can be grazed for an established period of time.</p>
17	<p>Enter the number of acres from FSA-918, item 21, by physical location county, associated with each pasture type entered in item 16.</p> <p>Note: If an entry is entered in FSA-918, item 24, then item 24, for the specific pasture type, shall be used instead of item 21.</p>
18	Enter the applicable carrying capacity from FSA-918, item 23, for each pasture type entered in item 16.
19	<p>Enter the maximum AU’s for each pasture type entered in item 16 calculated by dividing:</p> <ul style="list-style-type: none"> • item 17, by • item 18. <p>Round the result to 2 decimal places.</p>

--*

***--300 FSA-918-1, Emergency Loss Assistance for Livestock Payment Calculation Worksheet
(Continued)**

A Completing Manual FSA-918-1 (Continued)

Item	Instruction
20	<p>Enter the actual number of calendar days the producer’s eligible livestock were unable to graze each specific type of pasture from FSA-918, item 22, not to exceed 90 calendar days per calendar year.</p> <p>Note: If an entry is entered in FSA-918, item 25, then item 25, for the specific pasture type, shall be used instead of item 22, not to exceed 90 calendar days per calendar year.</p>
21	<p>Enter the daily payment rate per head for each livestock kind, type, and weight range from subparagraph 252 A for the calendar year in which the loss occurred.</p> <p>The daily payment rate per head is the daily cost to maintain 1 AU for the specific kind, type, and weight range of livestock, as determined by FSA.</p>
22	<p>Enter the value of grazing lost based on carrying capacity of eligible grazing land calculated by multiplying:</p> <ul style="list-style-type: none"> • item 19, times • item 20, times • item 21. <p>The result should be rounded to the nearest whole dollar.</p>
23	<p>Enter the total value of grazing lost based on carrying capacity for all owned or cash leased land calculated by adding the results in item 22 for all pasture types listed in item 16.</p>
<p>Part C – Forage Information – Excluding Fire – AUM/AU Leased Land (Part C shall not be completed when a producer only has a feed loss.)</p>	
24	<p>Enter the sequential corresponding number from FSA-918, item 26, for each livestock kind, type, and weight range that are grazing or would have been grazing the specific type of pasture entered in item 25.</p>

--*

***--300 FSA-918-1, Emergency Loss Assistance for Livestock Payment Calculation Worksheet
(Continued)**

A Completing Manual FSA-918-1 (Continued)

Item	Instruction
25	<p>Enter all pasture types from FSA-918, item 27, for AUM or AU leased land, normally used in the operation to support eligible livestock during the eligible adverse weather or loss conditions, excluding fire, for the livestock numbers entered in item 24.</p> <p>Pasture types include the following:</p> <ul style="list-style-type: none"> • native • improved • forage sorghum planted specifically for grazing • small grains planted specifically for grazing • annual rye grass planted specifically for grazing. <p>Note: Only enter pasture types for Federal or State land if the agreement is by an allotted number of AU's or AUM's that can be grazed for an established period of time. Pasture types for Federal or State leases expressed in acres and not AU's or AUM's for an established period of time shall be entered in item 16.</p>
26	<p>Enter the number of AU's, from FSA-918, item 28, allowed by the pasture type entered in item 25.</p> <p>Note: If an entry is entered in FSA-918, item 30, then item 30 for the specific pasture type shall be used instead of item 28.</p>
27	<p>Enter the actual number of calendar days from FSA-918, item 29, that the producer's eligible livestock were unable to graze for each specific type of pasture entered in item 25 because of the qualifying adverse weather or loss conditions, excluding fire, not to exceed 90 calendar days per calendar year.</p> <p>Note: If an entry is entered in FSA-918, item 31, then item 31 for the specific pasture type shall be used instead of item 29, not to exceed 90 calendar days per calendar year.</p>
28	<p>Enter the daily payment rate per head for each livestock kind, type, and weight range from subparagraph 252 A for the year in which the loss occurred.</p> <p>The daily value of forage is the daily cost to maintain 1 AU for the specific kind, type, and weight range of livestock, as determined by FSA.</p>

--*

***--300 FSA-918-1, Emergency Loss Assistance for Livestock Payment Calculation Worksheet
(Continued)**

A Completing Manual FSA-918-1 (Continued)

Item	Instruction
29	Enter the value of grazing lost based on carrying capacity for each pasture type calculated by multiplying: <ul style="list-style-type: none"> • item 26, times • item 27, times • item 28. The result shall be rounded to the nearest whole dollar.
30	Enter the total value of grazing lost based on carrying capacity for all AUM/AU leased land calculated by adding the results in item 29 for all pasture types listed in item 25.
Part D – Net Payment Calculation For Forage – Excluding Fire (Part D shall not be completed when a producer only has a feed loss.)	
31	Enter the total value of livestock feed cost from item 14, for the specific livestock grazing specific pasture types in item 16 and/or item 25.
32	Enter the total value of grazing lost based on carrying capacity for the specific pasture types being grazed by the specific livestock in item 6, calculated by adding: <ul style="list-style-type: none"> • item 23, plus • item 30.
33	Enter the smaller of item 31 or 32.
34	Enter national payment factor of 60 percent.
35	Enter the grazing loss calculated payment amount, excluding fire, by multiplying: <ul style="list-style-type: none"> • item 33, times • item 34. The result shall be rounded to the nearest whole number.
36	Enter the amount of compensation, included in the total amount of reductions from FSA-918, item 60, received from other disaster assistance programs for the same grazing losses on the pasture types listed in item 16 and 25.
37	Enter the net grazing loss calculated payment amount, excluding fire, by subtracting: <ul style="list-style-type: none"> • item 35 minus • item 36. If the result is less than zero, enter zero in item 37.

--*

***--300 FSA-918-1, Emergency Loss Assistance for Livestock Payment Calculation Worksheet
(Continued)**

A Completing Manual FSA-918-1 (Continued)

Item	Instruction
Part E – Forage Information – Fire – Non-Federal Land	
38A	Enter the applicable fire event number from FSA-918, item 7.
38B	Enter the sequential corresponding number from FSA-918, item 14 for each livestock kind, type, and weight range that would have been grazing the pasture type entered in item 39.
39	<p>Enter all pasture types affected by fire on all non-Federal managed lands, from FSA-918, item 32, normally used in the operation to support eligible livestock during the fire event entered in item 7.</p> <p>Pasture types include the following:</p> <ul style="list-style-type: none"> • native • improved.
40	<p>Enter the number of acres affected by wildfire, from FSA-918, item 33, for the applicable pasture types listed in item 39.</p> <p>Note: If an entry is entered in FSA-918, item 36, then item 36, for the specific pasture type, shall be used instead of item 33.</p>
41	Enter the carrying capacity from FSA-918, item 35, for the applicable pasture types listed in item 39.
42	<p>Enter the maximum AU's calculated by dividing:</p> <ul style="list-style-type: none"> • item 40, by • item 41.
43	<p>Enter the actual number of calendar days from FSA-918, item 34, that the producer's eligible livestock were unable to graze for each specific type of pasture entered in item 39 because of fires, not to exceed 180 calendar days per calendar year.</p> <p>Note: If an entry is entered in FSA-918, item 37, then item 37 for the specific pasture type shall be used instead of item 34, not to exceed 180 calendar days per calendar year.</p>
44	<p>Enter the daily payment rate per head for each livestock kind, type, and weight range from subparagraph 252 A for the calendar year in which the loss occurred.</p> <p>The daily payment rate per head is the daily cost to maintain 1 AU for the specific kind, type and weight range of livestock, as determined by FSA.</p>
45	<p>Enter the value of grazing lost because of fire on non-Federal land calculated by multiplying:</p> <ul style="list-style-type: none"> • item 42, times • item 43, times • item 44. <p>The result shall be rounded to the nearest whole number.</p>

--*

***--300 FSA-918-1, Emergency Loss Assistance for Livestock Payment Calculation Worksheet
(Continued)**

A Completing Manual FSA-918-1 (Continued)

Item	Instruction
46	Enter the value of feed cost for 90 days for the specific kind, type and weight range of livestock listed in item 38 B, that would have been grazing the specific pasture type entered in item 39 if not for the fire event provided in item 38A.
47	Enter the grazing loss calculated payment amount for fire on non-Federal land by adding the results in item 45 for all fire events listed in item 38A.
48	Enter national payment factor of 50 percent.
49	Enter the grazing loss calculated payment amount for fire on non-Federal land calculated by multiplying: <ul style="list-style-type: none"> • item 47, times • item 48.
50	Enter the amount of compensation, included in the total amount of reductions from FSA-918, item 60, received from other disaster assistance programs for the same grazing losses on the pasture types listed in item 39.
51	Enter the net grazing loss calculated payment amount for fires on non-Federal land by subtracting: <ul style="list-style-type: none"> • item 49, minus • item 50. <p>If the result is less than zero, enter zero in item 51.</p>
Part F- Purchased and Produced Feed Lost and Additional Feed Expenses	
52A	Enter a: <ul style="list-style-type: none"> • “N” if the feed loss listed in item 53 is for livestock listed in item 52B that were or would have been grazing specific pasture type entered in item 16 or 25 if not for a nonfire weather event or loss condition • “F” if the feed loss listed in item 53 is for livestock listed in item 52B that were or would have been grazing specific pasture type entered in item 39 if not for a fire event.
52B	Enter the sequential corresponding number from FSA-918, item 14, for each livestock kind, type, and weight range that would have been fed the specific type of purchased or produced feed lost entered in item 53, or for which additional feed expenses listed in item 53, were incurred.
53	Enter the: <ul style="list-style-type: none"> • type of purchased feed, from FSA-918, item 43, or produced feed, from FSA-918, item 38, which was lost and intended to be fed to the participant’s eligible livestock listed in item 52B, and /or • type of additional feed expenses incurred from FSA-918, item 43, for the participant’s eligible livestock listed in item 52B.

--*

***--300 FSA-918-1, Emergency Loss Assistance for Livestock Payment Calculation Worksheet
(Continued)**

A Completing Manual FSA-918-1 (Continued)

Item	Instruction
54	<p>Enter the eligible quantity of produced feed which was lost because of an eligible adverse weather or loss condition from FSA-918, item 39, and was intended to be fed to the participant's eligible livestock listed in item 52B.</p> <p>Notes: If an entry is entered in FSA-918, item 41, then item 41 shall be used instead of item 39.</p> <p>An entry is not required for purchased feed that was lost or additional feed expenses.</p>
55	<p>Enter the value of:</p> <ul style="list-style-type: none"> • purchased feed that was lost from FSA-918, item 44. If an entry is entered in FSA-918, item 45, then item 45 shall be used instead of item 44 • produced feed that was lost from FSA-918, item 40. If an entry is entered in FSA-918, item 42, then item 42 shall be used instead of item 40, and/or • additional feed expenses from FSA-918, item 44. If an entry is entered in FSA-918, item 45, then item 45 shall be used instead of item 44.
56	<p>Enter the total value of purchased and produced feed lost and or additional feed expenses for livestock that was or would have been grazing eligible nonfire affected grazing land calculated by adding the results in item 55 for all rows with a "N" in item 52A.</p>
57	<p>Enter the 90-calendar day feed cost for the applicable livestock listed in item 52B for which feed losses were incurred and that were or would have been grazing eligible nonfire affected grazing land listed in items 16 or 25 calculated by adding the results in item 13 for each applicable livestock listed in item 52B that has a "N" entered in item 52A.</p>
58	<p>Enter the smaller of item 56 or item 57.</p>
59	<p>Enter the total value of purchased and produced feed lost and/or additional feed expenses for livestock that was or would have been grazing eligible fire-affected grazing land calculated by adding the results in item 55 for all rows with a "F" in item 52A.</p>
60	<p>Enter the 90-calendar day feed cost for the applicable livestock listed in item 52B for which feed losses were incurred and that were or would have been grazing eligible fire affected grazing land listed in item 39 calculated by adding the results in item 46.</p>
61	<p>Enter the smaller of item 59 or 60.</p>
62	<p>Enter the total value of purchased and produced feed lost and additional feed expenses calculated by adding:</p> <ul style="list-style-type: none"> • item 58, plus • item 61.
63	<p>The national payment factor is 60 percent.</p>

--*

300 FSA-918-1, Emergency Loss Assistance for Livestock Payment Calculation Worksheet
(Continued)

A Completing Manual FSA-918-1 (Continued)

Item	Instruction
64	Enter the payment for purchased and produced feed lost and additional feed expenses calculated by multiplying: <ul style="list-style-type: none"> • item 62, times • item 63. Result shall be rounded to the nearest whole number.
65	Enter the amount of compensation included in the total amount of reductions from FSA-918, item 60, receive from other disaster assistance programs for the same feed losses or additional feed expenses listed in item 53.
66	Enter the net calculated payment for purchased and produced feed lost and additional feed expenses calculated by subtracting: <ul style="list-style-type: none"> • item 64, minus • item 65. If the result is less than zero, then enter zero.
Part G – Additional Feed Purchased Above Normal	
67A	Enter a: <ul style="list-style-type: none"> • “N” if the additional feed purchased above normal quantities listed in item 68 is for livestock listed in item 67B that were or would have been grazing specific pasture type entered in item 16 or 25 if not for a nonfire weather event or loss condition • “F” if the additional feed purchased above normal quantities listed in item 68 is for livestock listed in item 67B that were or would have been grazing specific pasture type entered in item 39 if not for a fire event.
67B	Enter the sequential corresponding number from FSA-918, item 14, for each livestock kind, type, and weight range that was or would have been fed the additional feed purchased above normal quantities entered in item 68.
*--67C	Enter corresponding number for the applicable adverse weather event or loss condition, listed in item 4.
67D	Enter : <ul style="list-style-type: none"> • “I”, if the qualifying weather event entered in item 67C occurred inside/during the applicable normal grazing period • “O”, if the qualifying weather event entered in item 67C occurred outside the applicable normal grazing period.--*

300 FSA-918-1, Emergency Loss Assistance for Livestock Payment Calculation Worksheet
(Continued)

A Completing Manual FSA-918-1 (Continued)

*--

Item	Instruction
68A	Enter type of additional feed purchased above normal to sustain eligible livestock from FSA-918, item 43.
68B	Enter cost of eligible feed purchased by the participant from the beginning date of the eligible adverse weather event or loss condition listed in item 67C, until the date additional livestock feed becomes available for the calendar year in which the loss occurred.
68C	Enter cost of eligible feed purchased by the participant during the same or similar timeframe of the eligible adverse weather event or loss condition listed in item 67C, for the preceding calendar year.
68D	<p>Determine number of days grazing was lost because of the eligible adverse weather event or loss condition.</p> <p>Note: For a freeze, the number of days grazing was lost shall equal the number of days the temperature was 32 degrees Fahrenheit or below.</p>
68E	<p>Enter the 90-calendar day feed cost for the livestock calculated by adding item 13 for the applicable livestock numbers entered in item 67B.</p> <p>Result shall be rounded to the nearest whole number.</p>
68F	<p>Enter value of livestock feed needs during the eligible adverse weather event or loss condition calculated by multiplying:</p> <ul style="list-style-type: none"> • item 68D, times • result of dividing: <ul style="list-style-type: none"> • item 68E by • 90. <p>Result shall be rounded to the nearest whole number.</p>
69	<p>Enter value of eligible purchases of additional livestock feed purchased above normal quantities calculated by subtracting:</p> <ul style="list-style-type: none"> • item 68F, minus • result of subtracting: <ul style="list-style-type: none"> • item 68B, minus • item 68C.
70	Enter value of additional feed purchased above normal to sustain eligible livestock, that was or would have been grazing eligible nonfire affected grazing land during the grazing period , by adding the results in item 69 for all rows with a “N” in item 67A and an “T” in item 67D.

--*

300 FSA-918-1, Emergency Loss Assistance for Livestock Payment Calculation Worksheet
(Continued)

A Completing Manual FSA-918-1 (Continued)

*--

Item	Instruction
71	Enter the 90-calendar day feed cost for the applicable livestock calculated by adding the results in item 13 for each applicable livestock listed in item 67B for all rows with a “N” in item 67A and an “I” in item 67D.
72	Enter smaller of item 70 or 71.
73	The national payment factor is 60 percent.
74	<p>Enter nonfire payment amount for additional feed purchased above normal quantities because of an eligible adverse weather event or loss condition that occurs during the normal grazing period calculated by multiplying:</p> <ul style="list-style-type: none"> • item 72, times • item 73. <p>Result shall be rounded to the nearest whole number.</p>
75	Enter amount of compensation included in the total amount of reductions from FSA-918, item 60, received from other disaster assistance programs for the same feed losses for additional feed purchased above normal quantities listed in item 68A, because of a nonfire event that occurs during the normal grazing period.
76	<p>Enter net payment for additional feed purchased above normal quantities, because of a nonfire event that occurs during the normal grazing period calculated by subtracting:</p> <ul style="list-style-type: none"> • item 74, minus • item 75.
77	Enter value of additional feed purchased above normal to sustain eligible livestock, that was or would have been grazing eligible nonfire affected grazing land outside the grazing period , by adding the results in item 69 for all rows with a “N” in item 67A and an “O” in item 67D.
78	Enter the 90-calendar day feed cost for the applicable livestock calculated by adding the results in item 13 for each applicable livestock listed in item 67B for all rows with a “N” in item 67A and an “O” in item 67D.
79	Enter smaller of item 77 or 78.
80	The national payment factor is 60 percent.
81	<p>Enter nonfire payment amount for additional feed purchased above normal quantities because of an eligible adverse weather event or loss condition that occurs outside the normal grazing period calculated by multiplying:</p> <ul style="list-style-type: none"> • item 79, times • item 80. <p>Result shall be rounded to the nearest whole number.</p>

--*

300 FSA-918-1, Emergency Loss Assistance for Livestock Payment Calculation Worksheet
(Continued)

A Completing Manual FSA-918-1 (Continued)

*--

Item	Instruction
82	Enter amount of compensation included in the total amount of reductions from FSA-918, item 60, received from other disaster assistance programs for the same feed losses for additional feed purchased above normal quantities listed in item 68A, because of a nonfire event that occurs outside the normal grazing period.
83	Enter net payment for additional feed purchased above normal quantities because of a nonfire event that occurs outside the normal grazing period calculated by subtracting: <ul style="list-style-type: none"> • item 81, minus • item 82.
84	Enter total value of additional feed purchased above normal to sustain eligible livestock that was or would have been grazing fire-affected grazing land, calculated by adding the results in item 69 for all rows with an “F” in item 67A.
85	Enter the 90-calendar day feed cost for the applicable livestock listed in item 67B for which additional feed was purchased above normal quantities and that were grazing eligible fire-affected grazing land listed in item 39, calculated by adding the results in item 46.
86	Enter smaller of item 84 or 85.
87	The national payment factor is 60 percent
88	Enter , fire calculated payment amount for additional feed purchased above normal quantities calculated by multiplying: <ul style="list-style-type: none"> • item 86, times • item 87. Results shall be rounded to the nearest whole number.
89	Enter amount of compensation included in the total amount of reductions from FSA-918, item 60, received from other disaster assistance programs for the same feed losses for additional feed purchased above normal quantities listed in item 68A because of fire.
90	Enter net payment for fire additional feed purchased above normal calculated by subtracting: <ul style="list-style-type: none"> • item 88, minus • item 89.
Part H – Grazing Loss Versus Additional Feed Purchased Above Normal	
91	Enter larger of item 37 or 76.
92	Enter larger of item 51 or 90.
93	Enter amount in item 83.
94	Enter total payment for all grazing losses or additional feed purchased above normal during and outside the grazing period, because of a fire and non-fire eligible adverse weather event or loss condition calculated by adding: <ul style="list-style-type: none"> • item 91, plus • item 92, plus • item 93.

--*

300 FSA-918-1, Emergency Loss Assistance for Livestock Payment Calculation Worksheet
(Continued)

A Completing Manual FSA-918-1 (Continued)

*--

Item	Instruction
Part I – Livestock Death Losses	
95	Enter: <ul style="list-style-type: none"> • “O”, if the applicant is the owner of the livestock listed in item 88 • “C”, if the applicant is the contract grower of the livestock listed in item 88.
96	Enter livestock kind, type, and weight range for which the loss occurred from FSA-918, item 48.
97	Enter total number of eligible livestock, from FSA-918, item 49, in inventory on the beginning date of the eligible loss condition. <p>Note: If there is an entry in FSA-918, item 52, then item 52 shall be used instead of item 49.</p>
98	Enter normal mortality rate for the kind, type, and weight range of livestock entered in item 96, as established under LIP and provided is subparagraph 41 L.
99	Enter the livestock death loss threshold by multiplying: <ul style="list-style-type: none"> • item 97, times • item 98. Result shall be rounded to the nearest whole number.
100	Enter number of livestock lost because of normal mortality from FSA-918, item 51, for the kind, type, and weight range of livestock listed in item 96. <p>Note: If there is an entry in FSA-918, item 54, then item 54 shall be used instead of item 51.</p>
101	Enter net livestock death loss threshold by subtracting: <ul style="list-style-type: none"> • item 99, minus • item 100. If the result is negative, then enter zero.
102	Enter number of head of livestock by kind, type, and weight range from FSA-918, item 50 that died because of an eligible loss condition. <p>Note: If an entry is entered in FSA-918, item 53, then item 53 shall be used instead of item 50.</p>
103	Enter eligible number of head of livestock by kind, type, and weight range calculated by subtracting: <ul style="list-style-type: none"> • item 102, minus • item 101. If the result is negative, then enter zero.

--*

300 FSA-918-1, Emergency Loss Assistance for Livestock Payment Calculation Worksheet (Continued)

A Completing Manual FSA-918-1 (Continued)

*--

Item	Instruction
104	Enter payment rate for the livestock kind, type, and weight range listed in item 96 from subparagraph 42: <ul style="list-style-type: none"> • F, for eligible livestock owners • G, for eligible livestock contract growers.
105	Enter calculated payment for livestock death losses calculated by multiplying: <ul style="list-style-type: none"> • item 103, times • item 104.
106	Enter total calculated payment for livestock death losses calculated by adding the results in item 105 for all livestock kinds, types, and weight ranges listed in item 96.
107	Enter monetary compensation received by the producer from their contract for the loss of income suffered from the death of the livestock under contract from FSA-918, item 59. Entry only required for contract growers.
108	Enter amount of compensation included in the total amount of reductions from FSA-918, item 60, received from other disaster assistance programs for the same livestock death losses listed in item 96. <p>Important: Entry must include producer’s livestock death payment reduction determined in subparagraph 252 J, if applicable.</p>
109	Enter total net calculated payment for livestock death losses calculated by subtracting: <ul style="list-style-type: none"> • item 106, minus • item 107, minus • item 108. If the result is less than zero, then enter zero.
Part J - Payments	
110	Enter total net calculated payment amount calculated by adding: <ul style="list-style-type: none"> • item 66, plus • item 94, plus • item 109.
111A-C	Enter preparer’s signature, title, and date the payment calculation worksheet is completed.

--*

300 FSA-918-1, Emergency Loss Assistance for Livestock Payment Calculation Worksheet (Continued)

B Example of Manual FSA-918-1 (Continued)

*--

FSA-918-1 (11-22-11)										Page 2 of 3	
PART D – NET PAYMENT CALCULATION FOR FORAGE – EXCLUDING FIRE											
31. Total Value of Livestock Feed Cost (Item 14)										\$	
32. Total Value of Grazing Lost Based on Carrying Capacity (Item 23 + 30)										\$	
33. Enter the Smaller of Item 31 or Item 32										\$	
34. National Payment Factor										60%	
35. Grazing Loss Calculated Payment Amount – Excluding Fire (Item 33 x 34)										\$	
36. Reductions – Excluding Fire										\$	
37. Net Grazing Loss Calculated Payment Amount - Excluding Fire (Item 35 minus 36):										\$	
PART E – FORAGE INFORMATION – FIRE NON-FEDERAL LAND											
38A. Fire Event Number	38B. Livestock Number	39. Pasture Type	40. Number of Acres Affected by Fire	41. Carrying Capacity	42. Maximum Animal Units (AU's) (Item 40+41)	43. Number of Days Grazing Lost (NTE 180 Days)	44. Daily Payment Rate Per Head	45. Value of Grazing Lost Due to Fire on Non- Federal Land (Items 42 x 43 x 44)	46. Value of 90 Day Feed Cost (Items 42 x 43 x 44 x 90 days)		
							\$	\$	\$		
							\$	\$	\$		
							\$	\$	\$		
							\$	\$	\$		
47. Total Value of Grazing Lost due to Fire (Total of Item 45)										\$	
48. National Payment Factor										50%	
49. Grazing Loss Calculated Payment Amount-Fire-Non-Federal Land (Item 47 x 48)										\$	
50. Reductions for Grazing Loss-Fire-Non-Federal Land										\$	
51. Net Grazing Loss Calculated Payment Amount– Fire – Non-Federal Land (Item 49 minus 50):										\$	
PART F – PURCHASED AND PRODUCED, FEED LOST AND ADDITIONAL FEED EXPENSES											
52A. Fire or Non- Fire? (F or N)	52B. Livestock Number	53. Type of Purchased and/or Produced Feed Lost and Additional Feed Expenses				54. Quantity Lost	55. Value of Purchased or Produced Feed Lost and Additional Feed Expenses				
							\$				
							\$				
							\$				
							\$				
56. Non-Fire-Value of Purchased and Produced Feed Lost and Additional Feed Expenses (sum of applicable item(s) 55)										\$	
57. Non-fire 90-Day Livestock Feed Cost (Sum of applicable Item(s) 13)										\$	
58. Enter the smaller of Item 56 or 57										\$	
59. Fire-Value of Purchased and Produced Feed Lost and Additional Feed Expenses (sum of applicable item(s) 55)										\$	
60. Fire 90-Day Livestock Feed Cost (sum of applicable Item(s) 46)										\$	
61. Enter the smaller of Item 59 or 60										\$	
62. Total Value of Purchase and Produced Feed Lost and Additional Feed Expenses (Item 58 + 61)										\$	
63. National Payment Factor										60%	
64. Calculated Payment for Purchased & Produced Feed Lost and Additional Feed Expenses (Item 62 x 63)										\$	
65. Reductions for Purchased and Produced Feed Losses and Additional Feed Expenses										\$	
66. Net Calculated Payment for Purchased & Produced Feed Lost & Additional Feed Expenses (Item 64 minus 65):										\$	
PART G – ADDITIONAL FEED PURCHASED ABOVE NORMAL											
67A. Fire or Non- Fire? (F or N)	67B. Livestock Number	67C. Qualifying Weather Event	67D. Inside or Outside of Grazing Period? (I/O)	68A. Type of Additional Feed Purchased Above Normal	68B. Cost of Feed Purchased in Application Year	68C. Cost of Feed Purchased in Previous Year	68D. Number of Days Grazing Lost (NTE 90 Days)	68E. 90-Day Feed Cost for the Livestock (Sum of applicable Item(s) 13)	68F. Value of Feed Needs During Event (Item 68D x Item 68E/90 Days)	69. Eligible Purchases of Additional Livestock Feed (Lessor of 68F or Item 68B minus 68C)	
					\$	\$		\$	\$	\$	
					\$	\$		\$	\$	\$	
					\$	\$		\$	\$	\$	
					\$	\$		\$	\$	\$	
					\$	\$		\$	\$	\$	
					\$	\$		\$	\$	\$	

--*

300 FSA-918-1, Emergency Loss Assistance for Livestock Payment Calculation Worksheet (Continued)

B Example of Manual FSA-918-1 (Continued)

*--

FSA-918-1 (11-22-11)											Page 3 of 3
PART G – ADDITIONAL FEED PURCHASED ABOVE NORMAL (CONTINUED)											
70. Non-Fire, During Grazing Period - Additional Feed Purchased Above Normal (sum of applicable item(s) 69)											\$
71. Non-Fire, During Grazing Period - 90-Day Livestock Feed Cost (sum of applicable Item(s) 13)											\$
72. Enter the smaller of Item 70 or 71											\$
73. National Payment Factor											60%
74. Non-Fire, During Grazing Period - Calculated Payment for Additional Feed Purchased Above Normal (Item 72 x 73)											\$
75. Reductions – Non-Fire, During Grazing Period -Additional Feed Purchased Above Normal											\$
76. Non-Fire, During Grazing Period - Net Calculated Payment for Additional Feed Purchased Above Normal (Item 74 minus 75)											\$
77. Non-Fire, Outside Grazing Period - Additional Feed Purchased Above Normal (sum of applicable item(s)69)											\$
78. Non-Fire, Outside Grazing Period - 90-day Livestock Feed Cost (sum of applicable Item(s) 13)											\$
79. Enter the smaller of Item 77 or 78											\$
80. National Payment Factor											60%
81. Non-Fire, Outside Grazing Period - Calculated Payment for Additional Feed Purchased Above Normal (Item 79 x 80)											\$
82. Reductions, Non—Fire, Outside Grazing Period- -Additional Feed Purchased Above Normal											\$
83. Non-Fire, Outside Grazing Period - Calculated Payment for Additional Feed Purchased Above Normal (Item 81 minus 82)											\$
84. Fire – Additional Feed Purchased Above Normal (sum of applicable Item(s) 69)											\$
85. Fire 90-Day Livestock Feed Cost (sum of applicable Item(s) 46)											\$
86. Enter the smaller of Item 84 or 85											
87. National Payment Factor											
88. Fire – Calculated Payment for Additional Feed Purchased Above Normal (Item 86 x 87)											
89. Reductions – Fire Additional Feed Purchased Above Normal											
90. Fire Net Calculated Payment for Additional Feed Purchased Above Normal (Item 88 minus 89)											\$
PART H – GRAZING LOSS VERSUS ADDITIONAL FEED PURCHASED ABOVE NORMAL											
91. Non-Fire, During Grazing Period – Enter the larger of Item 37 or Item 76											
92. Fire – Enter the larger of Item 51 or Item 90											
93. Non-Fire, Outside Grazing Period – Calculated Payment for Additional Feed Purchased Above Normal (Item 83)											
94. Total Calculated Payment for All Grazing Losses or Additional Feed Purchases – Fire and Non-Fire (Item 91 + 92 + 93)											
PART I – LIVESTOCK DEATH LOSSES											
95.	96.	97.	98.	99.	100.	101.	102.	103.	104.	105.	
Owner or Contract Grower? (O or C)	Livestock Kind/Type and Weight Range	Inventory on Date of Loss Condition	Mortality Rate	Loss Threshold (Item 97 x 98)	Number Lost Due to Normal Mortality	Net Loss Threshold (Item 99 minus 100)	Number Lost Due to Eligible Loss Conditions	Eligible Number of Livestock (Item 102 minus 101)	Payment Rate	Calculated Payment For Livestock Death Losses (Item 103 x 104)	
										\$	
										\$	
										\$	
										\$	
										\$	
										\$	
106. Total Calculated Payment For Livestock Death Losses (Total of Item 105)											\$
107. Other Compensation (Contract Growers)											\$
108. Reductions for Livestock Death Losses											\$
109. Total Net Calculated Payment For Livestock Death Losses (Item 106 minus 107 minus 108):											\$
PART J – PAYMENTS											
110. Total Net Calculated Payment Amount (Item 66 + 94 + 109)											\$
111A. Preparer Signature					111B. Title				111C. Date		

The U.S. Department of Agriculture (USDA) prohibits discrimination in all of its programs and activities on the basis of race, color, national origin, age, disability, and where applicable, sex, marital status, familial status, parental status, religion, sexual orientation, political beliefs, genetic information, reprisal, or because all or part of an individual's income is derived from any public assistance program. (Not all prohibited bases apply to all programs.) Persons with disabilities who require alternative means for communication of program information (Braille, large print, audiotape, etc.) should contact USDA's TARGET Center at (202) 720-2600 (voice and TDD). To file a complaint of discrimination, write to USDA, Assistant Secretary for Civil Rights, Office of the Assistant Secretary for Civil Rights, 1400 Independence Avenue, S.W., Stop 9410, Washington, DC 20250-9410, or call toll-free at (866) 632-9992 (English) or (800) 877-8339 (TDD) or (866) 377-8642 (English Federal-relay) or (800) 845-6136 (Spanish Federal-relay). USDA is an equal opportunity provider and employer.

--*

301-304 (Reserved)

Section 7 General Payment Provisions**305 General Payment Provisions for Web-Based ELAP Payments****A Introduction**

The ELAP payment process is an automated process that determines:

- whether the producer is eligible to receive payment
- *--the payment amount that can be sent to NPS for disbursement
- the overpayment amount that will be updated to the Pending Overpayment Report.--*

B Frequency of Payment Processing

ELAP payments are processed nightly for the following:

- payment amounts recorded through the ELAP payment process during the workday
- any payment on the Nonpayment Report will be reprocessed to determine whether the condition previously preventing the payment has been corrected.

C Obtaining FSA-325

FSA-325 shall be completed, according to 1-CM, by individuals or entities requesting payment **earned** by a producer who has died, disappeared, or been declared incompetent subsequent to applying for ELAP benefits. Payment shall be issued to the individuals or entities requesting payment using the deceased, incompetent, or disappeared producer's ID number.

D Administrative Offset

ELAP payments are subject to administrative offset provisions.

E Assignments

A producer entitled to an ELAP payment may assign payments according to 63-FI.

F Bankruptcy

Bankruptcy status does **not** exclude a producer from requesting ELAP benefits.

Contact the OGC Regional Attorney for guidance on issuing ELAP payments on all bankruptcy cases.

305 General Payment Provisions for Web-Based ELAP Payments (Continued)**G Payments Less Than \$1**

ELAP payment processes will:

- issue payments that round to at least \$1
- **not** issue payments less than 50 cents.

H Payment Due Date

61-FI provides general guidance for determining payment due dates for various programs. The ELAP payment system sends the current system date to NPS as the payment due date. The system **cannot** determine the payment due date because of numerous factors. County Offices shall manually determine the payment due date by determining the later of the following:

- date producer signed FSA-918 or FSA-930
- date producer filed payment eligibility documentation, including the following:
 - AD-1026
 - *--CCC-902--*
 - CCC-526
- if the producer is an entity or joint operation, date members filed the requisite payment eligibility documentation
- availability of software to process the payment.

If the payment is **not** issued within 30 calendar days after the later of the dates in this subparagraph, then prompt payment interest is payable to the producer. County Offices shall:

- manually determine the payment due date based on the factors identified in this subparagraph
- follow the provisions of 61-FI for issuing the interest payment.

--306 Payment Limitation*A Payment Limitation Amount**

The payment limitation for ELAP is \$100,000. The \$100,000 payment limitation is shared with the following programs:

- LFP
- LIP
- SURE.

B Effect of AGI on Payment Limitation for Entities

If a member of an entity is **not** eligible because of average AGI provisions, the payment limitation for the entity is reduced by the ineligible member's ownership share in the operation.

Example: ABC Corporation has 2 members, each with a 50 percent share. Member 1 does **not** meet average AGI provisions. The corporation has a \$100,000 payment limitation, but since Member 1 does **not** meet average AGI provisions, the payment limitation for the corporation is reduced by 50 percent and the maximum payment that can be issued to the corporation is \$50,000.

Note: Other payment eligibility provisions, such as conservation compliance, fraud, etc., do **not** affect the payment limitation for the entity because average AGI is the **only** payment eligibility that is checked for members of entities.--*

***--307 Payment Eligibility**

A Determining Payment Eligibility

The payment process reads the web-based eligibility system for the applicable year to determine whether a producer or member of a joint operation is eligible to be paid. If the producer or member is ineligible to be paid, then the individual or entity will be listed on the Nonpayment Report with the applicable message. Eligibility values must be updated before the producer or member can be paid.

B Eligibility Values

The following identifies web-based eligibility determinations applicable to ELAP and how the system will use the web-based subsidiary eligibility data for payment processing.

Eligibility Determination	Value	Eligible for ELAP
AD-1026	Certified	Yes
	Not Filed	No
	Good Faith Determination	Yes
	COC Exemption	Yes
	Awaiting Affiliate Certification	No
	Affiliate Violation	No
AGI Note: Applicable for 2009 through 2011.	Compliant – Producer	Yes
	Compliant – Agent	Yes
	Exempt	Yes
	Not Filed	No
	Not Met – COC	No
	Not Met – Producer	No

--*

***--307 Payment Eligibility (Continued)**

B Eligibility Values (Continued)

Eligibility Determination	Value	Eligible for ELAP
Conservation Compliance - Farm/Tract Eligibility	In Compliance	Yes
	Partial Compliance	Yes
	In Violation	No
	No Association	Yes
	Past Violation	Yes
	Reinstated	Yes
Controlled Substance	No Violation	Yes
	Growing	No
	Trafficking	No
	Possession	No
FCIC Fraud	Compliant	Yes
	Not Compliant	No

C Eligibility Conditions Priority

If a producer has multiple invalid subsidiary eligibility conditions, only the highest priority ineligible condition will be printed on the Nonpayment Report. The following is the priority of conditions.

Priority	Condition
1	FCIC Fraud
2	Conservation Compliance
3	Controlled Substance
4	AD-1026

--*

308 Funds Control

A eFunds Allotment

Allotments will be provided to each County Office through the funds control process.

*--Specific allotments will be determined by the National Office based on total gross ELAP payment amounts for the applicable program year by administrative State and county, provided in the State Office's ELAP Workbook.

State Offices will have "read-only" access to eFund allocations to County Offices. If additional funds are required, County Offices shall contact the appropriate State Office specialist. State Offices shall contact the National Office to request additional allotments by sending an e-mail with the program year and amount to **all** of the following:--*

* * *

- **tina.nemec@wdc.usda.gov**
- **steve.peterson@wdc.usda.gov**
- **lenior.simmons@wdc.usda.gov**
- **amy.mitchell@wdc.usda.gov**
- **kerry.sefton@wdc.usda.gov**.

309, 310 (Reserved)

Section 8 Issuing ELAP Payments

311 Overview

A Supporting Files for Integrated Payment Processing

The ELAP payment process is a web-based integrated process that reads a wide range of information from other program determinations and values to determine whether a payment should be issued, the amount of the gross payment, reductions, and net payment amount. For payments to be calculated correctly, all supporting files must be updated correctly, including the following.

Type of Information	How Information Is Used for Payment Processing	Source
ELAP Workbook Data	To compute the gross payment amount for the producer.	Approved ELAP Workbook from the National Office
Payment Eligibility Information	To determine whether the producer and members *--of a joint operation or entity are eligible for--* payment for the applicable program year.	Web-Based Eligibility System
General Name and Address Information	To determine the producer's business type and general name and address information.	SCIMS
Entity and Joint Operation Information	To determine the members, shares, and values for the following: <ul style="list-style-type: none"> • member contribution value • substantive change value • members and member's share of the following: <ul style="list-style-type: none"> • general partnership • joint ventures • entities. 	Entity and joint operation control county mainframe record
Combined Producer Information	To determine whether the producer or members of entities or joint operations are combined with other producers to ensure that the payment limitation is controlled properly.	Web-Based Combined Producer System
Available Payment Limitation	To determine payment limitation availability.	Web-Based Payment Limitation System
Financial-Related Information	Calculated payment information is provided to NPS. Determined overpayment amount is updated to the Pending Overpayment Report and, if applicable, transferred to NRRS.	NPS or NRRS

311 Overview (Continued)

B Actions To Be Completed Before Issuing Payments

The following provides actions that must be completed **before** issuing payments. COC, CED, or designee shall ensure that the actions are completed.

Step	Action
1	Ensure that the State Office received the approved ELAP Workbook from the National Office.
2	Ensure that the County Office received the approved ELAP Workbook from the State Office.
3	Ensure that SCIMS data is updated for the producer and each member of a joint operation or entity, including the following: <ul style="list-style-type: none"> • customer’s name • citizenship country and resident alien status, if applicable • TIN • address.
4	Ensure that AD-1026 is on file for the applicable year for producers seeking benefits and that the eligibility information is recorded in the web-based eligibility system.
5	Ensure that all eligibility certifications and determinations have been recorded in the web-based eligibility system according to 3-PL (Rev. 1).
6	*--Ensure that the joint operation and entity files are updated according to 2-PL and 3-PL (Rev. 1), as applicable.--*
7	Ensure that substantive change values are updated according to 4-PL.
8	Ensure that combined producer information is recorded in the web-based combined producer system according to 3-PL (Rev. 1).
9	*--Ensure that sufficient funds have been allocated to the administrative State and--* county.
10	Ensure that all assignment and joint payees have been updated in Financial Services if CCC-36, CCC-37, or both are filed.
11	Ensure that the gross payment amounts provided in the approved ELAP Workbook are recorded in the web-based ELAP payment software according to paragraph 313.

***--311.5 Program Year Selection Page**

A Introduction

Because an automated application process is **not** available, the amounts calculated through the ELAP Workbook **must** be recorded in the web-based ELAP payment process.

B Accessing the Program Year Selection Page

To access the ELAP Main Menu, go to FSA’s Applications Intranet web site at http://intranet.fsa.usda.gov/fsa/FSAIntranet_applications.html. Under “Production Adjustment & Disaster Programs”, CLICK “**ELAP Payment Process**”.

Note: Internet Explorer shall be used when accessing the ELAP payment process.

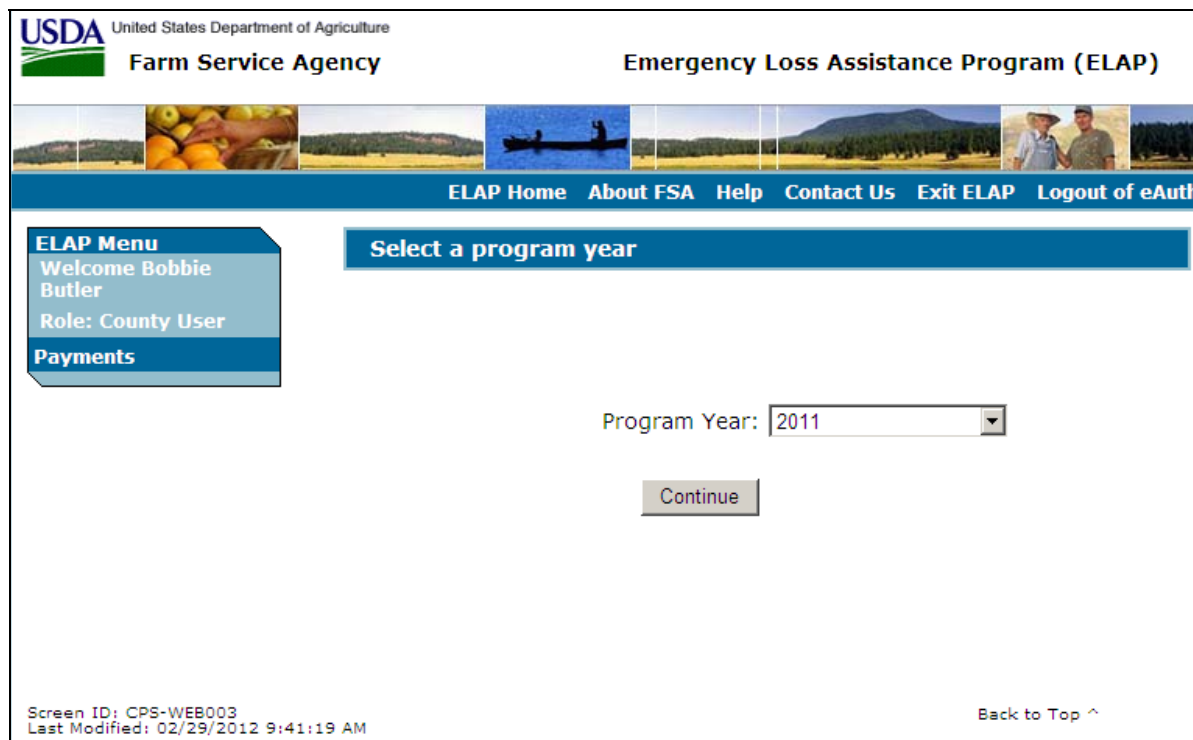
Users will be prompted to login through the USDA eAuthentication Login Screen. On the USDA eAuthentication Login Screen, users **must**:

- enter eAuthentication user ID
- enter eAuthentication password
- CLICK “**Login**”.

The Program Year Selection Page will be displayed.

C Example of Program Year Selection Page

The following is an example of the Program Year Selection Page.



--*

***--311.6 Select Administrative State/County Page**

A Overview

When a user has selected the program year for processing and clicked “Continue”, the Select Administrative State/County Page will be displayed.

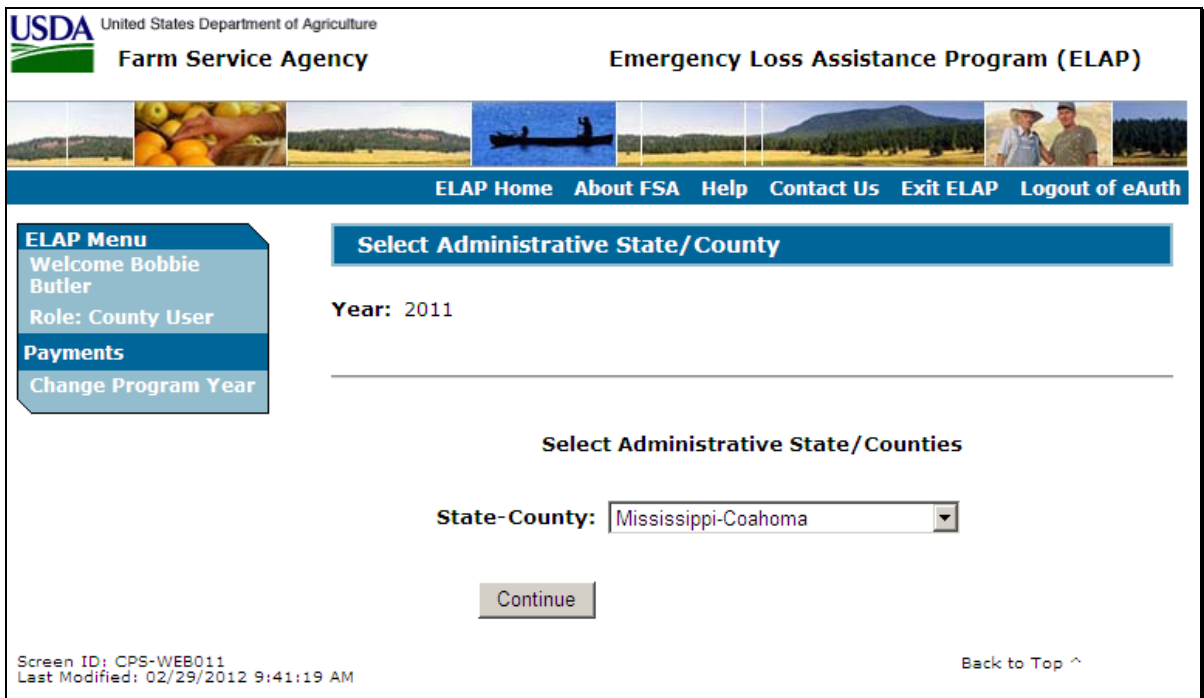
B Recording Payment Data

ELAP payments will be entered based on the administrative State, county, and physical location of the loss. See subparagraph 313 C for information on physical location selection.

The Select Administrative State/County Screen allows users to select the administrative State and county for processing.

C Example of Select Administrative State/County Page

The following is an example of the Select Administrative State/County Page.



D Action

User shall use the drop-down menu to select the applicable administrative State and county.

CLICK “Continue”. The ELAP Main Menu will be displayed.--*

312 ELAP Main Menu

*--A Overview

When a user has selected the administrative State and county for processing and clicked “Continue”, the ELAP Main Menu will be displayed. The ELAP Main Menu allows users to:

- enter payment information by clicking “Record Calculated Payment”
- modify or delete previously entered payment information by clicking “Modify/Delete Calculated Payment”.

B Example of ELAP Main Menu

The following is an example of the ELAP Main Menu.



C Action

User shall select to record new payment information or to modify or delete existing payment information according to the following.

- To record new payment information, CLICK “Record Calculated Payment”.
- To modify or delete existing payment information, CLICK “Modify/Delete Calculated Payment”.--*

313 Recording ELAP Payment Data

A Introduction

Manually calculated ELAP payment amounts must be recorded in the web-based system to initiate the payment process. The Record Calculated Payment Page allows the user to record the manually calculated ELAP payment amounts.

* * *

B Recording Payment Amounts

Record ELAP payment amounts according to this table.

Step	Action	Result
1	On the ELAP Main Menu, CLICK “Record Calculated Payment”.	The SCIMS Search Page will be displayed.
2	The SCIMS Search Page provides various options for selecting a producer. Record the producer information using the desired option and select the applicable producer to continue.	*--The Select Physical Location Page will be--* displayed.
--3	On the Select Physical Location Page, users shall select the applicable physical location. See subparagraphs C and D for information about the Select Physical Location Page.	The Record Calculated Payment Page will be displayed.--

313 Recording ELAP Payment Data (Continued)

B Recording Payment Amounts (Continued)

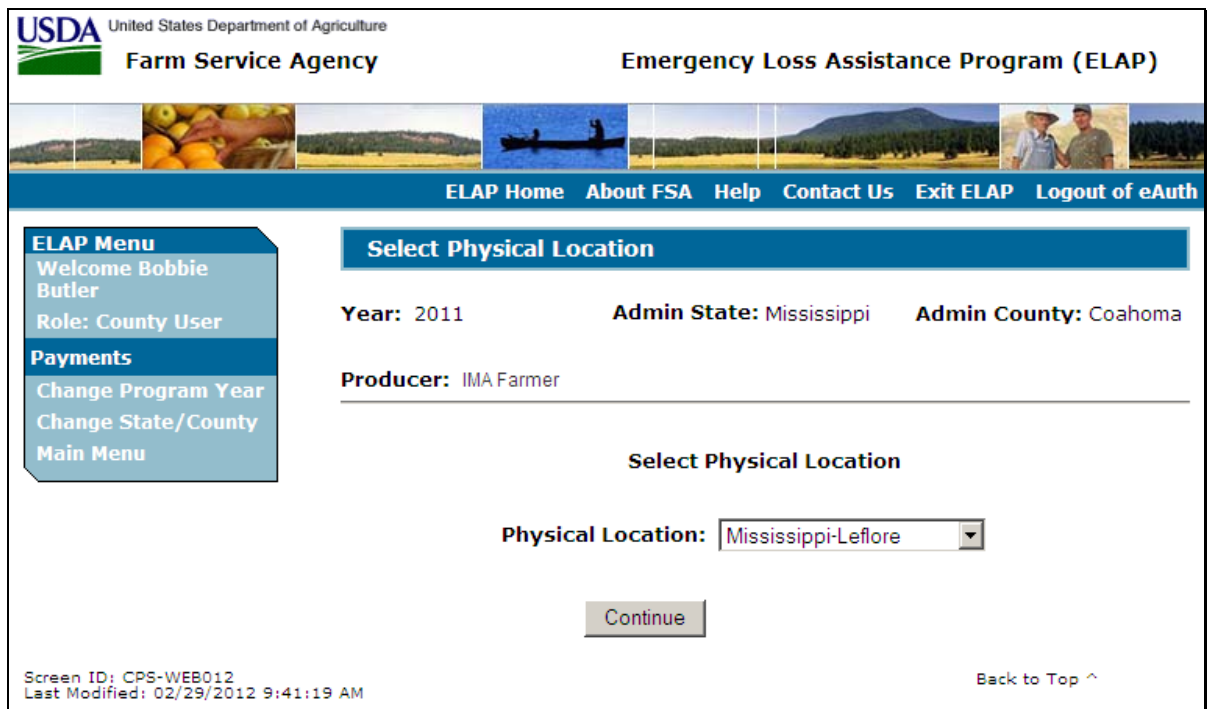
Step	Action	Result
4	<p>On the Record Calculated Payment Page, users shall record the following amounts provided on the “Total” worksheet of the ELAP Workbook:</p> <ul style="list-style-type: none"> • I. FRF – Farm-Raised Fish Death gross payment amount • II. HB Colony – Honey Bee Colony gross payment amount • III. HB Hive – Honey Bee Hive gross payment amount • IV. HB Feed – Honey Bee Feed gross payment amount • V. FRF Feed – Farm-Raised Fish Feed gross payment amount • VI. LS Feed – Livestock Feed gross payment amount • VII. LS Grazing – Livestock Grazing gross payment amount • VIII. LS Death – Livestock Death gross payment amount. <p>CLICK “Submit” to continue with the process.</p> <p>Notes: See subparagraph E for additional information.</p> <p style="padding-left: 40px;">Amounts shall be recorded in whole dollars without dollar signs or commas.</p>	<p>The Record Calculated Payment Confirmation Page will be displayed with the payment amounts recorded.</p>
5	<p>On the Record Calculated Payment Confirmation Page, users shall CLICK “Confirm” to record the payment amounts entered.</p> <p>Note: See subparagraph H for additional information.</p>	<p>The ELAP Main Menu will be redisplayed.</p>

313 Recording ELAP Payment Data (Continued)

*--C Select Physical Location Page

When a user has selected the producer for processing, the Select Physical Location Page will be displayed. The Select Physical Location Page allows users to select the physical location where the loss occurred.

Following is an example of the Select Physical Location Page.



D Action

User shall use the drop-down menu to select the applicable physical location.

CLICK “Continue”. The Record Calculated Payment Page will be displayed.--*

313 Recording ELAP Payment Data (Continued)

E Example of Record Calculated Payment Page

The following is an example of the Record Calculated Payment Page.

*--

USDA United States Department of Agriculture
Farm Service Agency Emergency Loss Assistance Program (ELAP)

ELAP Home About FSA Help Contact Us Exit ELAP Logout of eAuth

ELAP Menu
Welcome Bobbie Butler
Role: County User
Payments
Change Program Year
Change State/County
Main Menu

Record Calculated Payment

Year: 2011 **Admin State:** Mississippi **Admin County:** Coahoma
Physical State: Mississippi **Physical County:** Coahoma

Producer: IMA Farmer

ELAP 2011

Farm-Raised Fish Death (\$)	: 1000
Honey Bee Colony (\$)	: 0
Honey Bee Hive (\$)	: 0
Honey Bee Feed (\$)	: 0
Farm-Raised Fish Feed (\$)	: 280
Livestock Feed (\$)	: 0
Livestock Grazing (\$)	: 4120
Livestock Death (\$)	: 0

Submit Cancel

Screen ID: CPS-WEB004
Last Modified: 02/29/2012 9:41:19 AM

Back to Top ^

--*

313 Recording ELAP Payment Data (Continued)

F Record Calculated Payment Page Options

The following options are available on the Record Calculated Payment Page.

Option	Action
Submit	Continues the process of recording ELAP payment data after amounts have been recorded.
Cancel	Discontinues the process and returns to the ELAP Main Menu without updating the payment amounts.

G Error Messages

The following error messages may be displayed depending on the data recorded.

Error Message	Description of Problem	Corrective Action
***	***	***
“The amount recorded in each field must be in whole dollars.”	<ul style="list-style-type: none"> • Amounts entered must be in whole dollars. • An amount must be recorded in each field, even if 1 amount is \$0. • Amounts entered include dollar signs or commas. 	Correct the amounts recorded in each field ensuring that only numeric data is entered without dollar signs or commas. Ensure that an amount has been recorded in each field.
“An amount must be entered for each type of payment. The amount can be \$0 for one or more of the payment amounts, but not all.”	User attempted to record \$0 in all payment amount fields. Do not record payment amounts in the ELAP payment process if the calculated payment amounts for all commodities from the ELAP Workbook is \$0.	

313 Recording ELAP Payment Data (Continued)

H Example of Record Calculated Payment Confirmation Page

The following is an example of the Record Calculated Payment Confirmation Page.

*--

--*

I Record Calculated Payment Confirmation Page Options

The following options are available on the Record Calculated Payment Confirmation Page.

Option	Action
Confirm	Records the payment amounts and triggers the payment process. Note: The message, “You have successfully added the payment(s)”, will be received.
Back	Returns to the Record Calculated Payment Page so the amounts can be modified, if necessary.
Cancel	Discontinues the process and returns to the ELAP Main Menu without updating the payment amounts.

***--314 Modifying/Deleting Previously Recorded ELAP Payment Data**

A Introduction

Previously entered payment amounts can be modified or deleted. On the ELAP Main Menu, CLICK “Modify/Delete Calculated Payment”.

B Affect on Previously Processed Payments

Modifying or deleting previously recorded payment amounts impacts previously processed payments in different ways depending on whether the original payment was sent to NPS and certified and signed. This table describes how a previously recorded payment is affected when the amounts are modified or deleted.

IF previously recorded payment amounts are...	AND previously recorded payment amounts were...	AND the payment in NPS was...	THEN...
modified	not sent to NPS because of a nonpayment condition		system will trigger the payment to reprocess the payment transaction.
	sent to NPS	certified and signed	system will retrigger the payment to reprocess to determine whether the producer is overpaid or underpaid. A transaction will be sent to NPS or the Pending Overpayment Report, as applicable.
		either of the following: <ul style="list-style-type: none"> • not certified • certified, but not signed 	<ul style="list-style-type: none"> • original amount in NPS will be canceled and the system will retrigger the payment to reprocess • new payment amount will be listed in NPS for certification and signature, provided all eligibility requirements are met.
deleted	not sent to NPS because of a nonpayment condition		<ul style="list-style-type: none"> • payment amounts will be deleted • system will retrigger the payment to reprocess to determine whether the producer is overpaid • an overpayment may be put on the Pending Overpayment Report if a portion of the original payment amount was certified or signed.
		sent to NPS	certified and signed
		either of the following: <ul style="list-style-type: none"> • not certified • certified, but not signed 	original amount in NPS will be canceled.

--*

314 Modifying/Deleting Previously Recorded ELAP Payment Data (Continued)

C Modifying Payment Amounts

Modify ELAP payment amounts according to this table.

Step	Action	Result
1	On the ELAP Main Menu, CLICK “Modify/Delete Calculated Payment”.	The SCIMS Search Page will be displayed.
2	The SCIMS Search Page provides various options for selecting a producer. Record the producer information using the desired option and select the applicable producer to continue.	*--The Select Physical Location Page will be displayed.--*
--3	On the Select Physical Location Page, users shall select the applicable physical location.	The Modify/Delete Calculated Payment Page will be displayed.--
4	Modify the payment amounts, as applicable, and CLICK “Modify” to continue with the process. Note: See paragraph 315 for additional information.	The Modify Calculated Payment Confirmation Page will be displayed with the payment amounts recorded.
5	On the Modify Calculated Payment Confirmation Page, CLICK “Confirm” to accept the changes. Note: See paragraph 316 for additional information.	The ELAP Main Menu will be redisplayed.

D Deleting Payment Amounts

Delete ELAP payment amounts according to this table.

Step	Action	Result
1	On the ELAP Main Menu, CLICK “Modify/Delete Calculated Payment”.	The SCIMS Search Page will be displayed.
2	The SCIMS Search Page provides various options for selecting a producer. Record the producer information using the desired option and select the applicable producer to continue.	*--The Select Physical Location Page will be displayed.--*
--3	On the Select Physical Location Page, users shall select the applicable physical location.	The Modify/Delete Calculated Payment Page will be displayed.--
4	CLICK “Delete” to continue with the process. Note: See paragraph 315 for additional information.	The Delete Calculated Payment Confirmation Page will be displayed with the payment amounts recorded.
5	On the Delete Calculated Payment Confirmation Page, CLICK “Confirm” to accept the changes. Note: See paragraph 317 for additional information.	The ELAP Main Menu will be redisplayed.

315 Modify/Delete Calculated Payment Web Page

A Example of Modify/Delete Calculated Payment Page

The following is an example of the Modify/Delete Calculated Payment Page.

*--

USDA United States Department of Agriculture
 Farm Service Agency
 Emergency Loss Assistance Program (ELAP)

ELAP Home About FSA Help Contact Us Exit ELAP Logout of eAuth

ELAP Menu
 Welcome Bobbie Butler
 Role: County User

Payments
 Change Program Year
 Change State/County
 Main Menu

Modify/Delete Calculated Payment

Year: 2011 **Admin State:** Mississippi **Admin County:** Coahoma
Physical State: Mississippi **Physical County:** Coahoma

Producer: IMA Farmer

ELAP 2011	
Farm-Raised Fish Death (\$)	<input type="text" value="1000"/>
Honey Bee Colony (\$)	<input type="text" value="0"/>
Honey Bee Hive (\$)	<input type="text" value="0"/>
Honey Bee Feed (\$)	<input type="text" value="0"/>
Farm-Raised Fish Feed (\$)	<input type="text" value="280"/>
Livestock Feed (\$)	<input type="text" value="0"/>
Livestock Grazing (\$)	<input type="text" value="4120"/>
Livestock Death (\$)	<input type="text" value="0"/>

Modify Delete Cancel

Screen ID: CPS-WEB004
 Last Modified: 02/29/2012 9:41:19 AM [Back to Top ^](#)

--*

315 **Modify/Delete Calculated Payment Web Page (Continued)**

B Page Options

The following options are available on the Modify/Delete Calculated Payment Page.

Option	Action
Modify	Continues the process of recording the revised ELAP payment data.
Delete	Deletes the previously recorded ELAP payment data.
Cancel	Discontinues the process and returns to the ELAP Main Menu without updating the payment amounts.

C Error Messages

The following error message may be displayed depending on the data recorded.

Error Message	Description of Problem	Corrective Action
* * *	* * *	* * *
“The amount recorded in each field must be in whole dollars.”	<ul style="list-style-type: none"> • Amounts entered must be in whole dollars. • An amount must be recorded in each field, even if 1 amount is \$0. • Amounts entered include dollar signs or commas. 	Correct the amounts recorded in each field ensuring that only numeric data is entered without dollar signs or commas.

316 Modify Calculated Payment Confirmation Web Page

A Example of Modify Calculated Payment Confirmation Page

The following is an example of the Modify Calculated Payment Confirmation Page.

*--

USDA United States Department of Agriculture
Farm Service Agency
Emergency Loss Assistance Program (ELAP)

ELAP Home About FSA Help Contact Us Exit ELAP Logout of eAuth

ELAP Menu
Welcome Bobbie Butler
Role: County User
Payments
Change Program Year
Change State/County
Main Menu

Modify Calculated Payment Confirmation

Year: 2011 Admin State: Mississippi Admin County: Coahoma
Physical State: Mississippi Physical County: Coahoma

Producer: IMA Farmer

i • Modify Confirmation. Confirm to proceed.

ELAP 2011

Farm-Raised Fish Death (\$):	1000
Honey Bee Colony (\$):	865
Honey Bee Hive (\$):	0
Honey Bee Feed (\$):	0
Farm-Raised Fish Feed (\$):	280
Livestock Feed (\$):	0
Livestock Grazing (\$):	4120
Livestock Death (\$):	0

Confirm Back Cancel

Screen ID: CPS-WEB005
Last Modified: 02/29/2012 9:41:20 AM Back to Top ^

--*

B Page Options

The following options are available on the Modify Calculated Payment Confirmation Page.

Option	Action
Confirm	Records the modified payment amounts and triggers the payment reprocess.
Back	Returns to the Modify/Delete Calculated Payment Page so the amounts can be modified, if necessary.
Cancel	Discontinues the process and returns to the ELAP Main Menu without updating the payment amounts.

317 Delete Calculated Payment Confirmation Web Page

A Example of Delete Calculated Payment Confirmation Page

The following is an example of the Delete Calculated Payment Confirmation Page.

*--

USDA United States Department of Agriculture
Farm Service Agency Emergency Loss Assistance Program (ELAP)

ELAP Home About FSA Help Contact Us Exit ELAP Logout of eAuth

ELAP Menu
Welcome Bobbie Butler
Role: County User
Payments
Change Program Year
Change State/County
Main Menu

Delete Calculated Payment Confirmation

Year: 2011 **Admin State:** Mississippi **Admin County:** Coahoma
Physical State: Mississippi **Physical County:** Coahoma

Producer: IMA Farmer

i • Delete Confirmation. The payment will be deleted and all amounts will be set to zero. Confirm to proceed.

ELAP 2011

Farm-Raised Fish Death (\$):	1000
Honey Bee Colony (\$):	0
Honey Bee Hive (\$):	0
Honey Bee Feed (\$):	0
Farm-Raised Fish Feed (\$):	280
Livestock Feed (\$):	0
Livestock Grazing (\$):	4120
Livestock Death (\$):	0

Confirm Back Cancel

Screen ID: CPS-WEB005
Last Modified: 02/29/2012 9:41:20 AM Back to Top ^

--*

317 Delete Calculated Payment Confirmation Web Page (Continued)

B Page Options

The following options are available on the Delete Calculated Payment Confirmation Page.

Option	Action
Confirm	Deletes the recorded payment data and triggers the payment reprocess. An overpayment will be put on the Pending Overpayment Report if payments have been certified and signed.
Back	Returns to the Record Calculated Payment Page so the amounts can be modified, if necessary.
Cancel	Discontinues the process and returns to the ELAP Main Menu without updating the payment amounts.

318 Handling Overpayments

A Introduction

The ELAP payment process is an integrated process that reads data from many systems to determine whether payments issued to a producer were earned in-full or in-part. These systems include the following:

- * * * ELAP Payment Process where payment amounts from the ELAP Workbook are recorded
- subsidiary system including data about eligibility, combined producer, and entity file data
- payment limitation system
- SCIMS.

If something changes in any of these systems, the ELAP payment process is automatically triggered to recalculate the payment. The producer is overpaid if the information that has been changed results in the current calculated amount to be less than the amount originally paid to the producer.

***--318 Handling Overpayments (Continued)**

B Determined Overpayments

For any overpayment amount calculated as \$1 or greater, the system will update the applicable information to the Pending Overpayment Report. See 9-CM, paragraph 65 for information on the Pending Overpayment Report.

Warning: Because the system is integrated with other systems, it is critical that County Offices do **not** make unnecessary changes to producer information that could cause an overpayment to be computed. County Offices are required to update the system properly, but removing flags or deleting data to “trigger” the system to function could worsen the situation.

C Handling Debts Less Than \$100

County Offices shall follow 58-FI for handling receivables less than \$100.

D Debt Basis Codes

The system automatically assigns the debt basis code to the receivable when it is updated to the Pending Overpayment Report. The following are the debt basis codes used for ELAP payments.

IF the reason the payment entity/member is overpaid is because of...	THEN the discovery/debt basis reason is:
payment eligibility because of fraud	10-423.
payment limitation issues	10-426.
payment eligibility, except fraud	10-427.
prior payments exceed the current payment	10-428.

--*

--318 Handling Overpayments (Continued)*E Charging Interest**

Interest shall be charged on receivables from the date the original payment was disbursed if COC determines the producer is ineligible because of the following reasons:

- producer signed to information on FSA-918 or FSA-930 that is subsequently determined inaccurate
- producer erroneously or fraudulently represented any act affecting a payment eligibility determination, including the following:
 - certification to AGI provisions
 - violation of conservation compliance provisions
 - violation of controlled substance provisions
- producer knowingly adopted a scheme or device that tended to defeat the purposes of ELAP.

Interest shall **not** be charged from date of disbursement if:

- overpayment resulted based on revised information that the producer would **not** have had reason to know was invalid
- National, State, or County Office erred
- producer voluntarily refunds the payment that was issued and COC has **not** determined that the producer is ineligible.

Notes: Software does **not** currently support charging interest from the date of disbursement. Any receivable established is sent to NRRS with the current system date. If the receivable is **not** repaid within 30 calendar days from the date the initial notification letter is issued, interest will start accruing from the date the receivable was established.

If COC determines that the producer is ineligible and interest should be charged from the date of disbursement:

- County Offices shall contact their State Office for assistance
- State Offices shall contact OBF for guidance.--*

***--319 ELAP Payment Process**

A Introduction

The ELAP payment process is an automated process that determines:

- whether the producer is eligible to receive payment
- the amount that can be sent to NPS for disbursement.

B Frequency of Payment Processing

ELAP payments are processed nightly for the following:

- payment amounts recorded during the workday
- any payment on the Nonpayment Report will be reprocessed to determine whether the condition preventing the payment has been corrected.

Note: One payment amount will be sent to NPS.

C High-Level Overview of ELAP Payment Process

The following is a high-level overview of the ELAP payment process.

Step	Action		
1	Payment process is triggered.		
2	System determines the producer level payment amounts recorded for each of the following and adds the payment amount to determine one ELAP payment amount:		
	<ul style="list-style-type: none"> • Farm-Raised Fish Death gross payment amount • Honey Bee Colony gross payment amount • Honey Bee Hive gross payment amount • Honey Bee Feed gross payment amount • Farm-Raised Fish Feed gross payment amount • Livestock Feed gross payment amount • Livestock Grazing gross payment amount • Livestock Death gross payment amount. 		
	IF the amount is...	AND a payment...	THEN...
	greater than \$0		continue to step 3 for the applicable amount recorded.
\$0	was not previously issued	the payment process is discontinued for the applicable payment amount.	
3	System reads SCIMS to obtain information for the payment entity.		
	IF the payment entity is...	AND the resident alien field is...	THEN...
	an individual	<ul style="list-style-type: none"> • “Unknown” or “N/A” • “Yes” 	continue to step 4.
		“No”	the payment entity is not eligible for payment.
	any business type other than individual		continue to step 4.

--*

*--319 ELAP Payment Process (Continued)

C High-Level Overview of ELAP Payment Process (Continued)

Step	Action		
4	System determines whether there is an ELAP payment for the payment entity in NPS.		
	IF a payment...		THEN...
	has not already been sent to NPS for the payment entity		continue to step 5.
	<ul style="list-style-type: none"> • has been sent to NPS for the payment entity • is signed 		<ul style="list-style-type: none"> • the payment in NPS is canceled and the new payment transaction is processed
5	For joint operations and entities, the system retrieves member data from the mainframe based on data uploaded from the S/36. Note: If the payment entity is multi-county, then the joint operation/entity file data is retrieved from the county listed as the "Rc St & Cty" in the multi-county section of the MABDIG. See 2-PL for additional information about the MABDIG.		
6	System checks the web-based subsidiary eligibility data for 2010 to determine whether the payment entity and members, if applicable, are eligible to receive payment.		
	IF the payment entity is...	AND...	THEN...
	an individual	the payment entity is eligible to receive payment	continue to step 7.
		the payment entity is not eligible to receive payment	the producer will be listed on the Nonpayment Report with the reason the payment cannot be issued.
	an entity or joint operation	<ul style="list-style-type: none"> • the payment entity is eligible to receive payment • at least 1 member is eligible to receive payment 	continue to step 7.
		the payment entity is not eligible to receive payment	the joint operation or entity will be listed on the Nonpayment Report with the reason the payment cannot be issued.
	<ul style="list-style-type: none"> • the payment entity is eligible to receive payment • none of the members are eligible to receive payment 	the payment entity will be listed on the Nonpayment Report.	
7	System controls payment limitation for payment entity and members of joint operations as described in paragraph 426.		
8	Payment history data is updated and the transaction is completed.		
	IF the payment amount is...	THEN the...	
	\$0	process is discontinued and the payment entity is listed on the Nonpayment Report.	
	greater than \$0	payment amount shall be sent to NPS for disbursement.	
negative	overpayment amount shall be updated to the Pending Overpayment Report.		

--*

--320 ELAP Payment Reports*A Displaying or Printing ELAP Payment Reports**

ELAP Payment Reports are available to provide information about each payment or nonpayment. Most of the payment reports have information that is common between program areas so information about these reports is in 9-CM. The ELAP Payment History Report – Detail has program-specific data so information for this report is in this handbook.

ELAP Payment Report information is available according to the following.

Report Name	Type of Data	Reference
Submitted Payments Report	Live	9-CM, paragraph 63
Submitted Overpayments Report	Live	9-CM, paragraph 64
Pending Overpayment Report	Live	9-CM, paragraph 65
Nonpayment/Reduction Report	Report Database	9-CM, paragraph 66
Insufficient Funds Report	Live	9-CM, paragraph 67
Payments Computed to Zero Report	Live	9-CM, paragraph 68
Payment History Report – Summary	Report Database	9-CM, paragraph 69
Payment History Report – Detail	Report Database	paragraph 321

Note: See 9-CM, paragraph 52 for complete instructions on accessing the Common Payment Report System.--*

321 Payment History Report – Detail

A Background

The Payment History Report – Detail is a report that provides detailed information about an ELAP payment.

B Payment History Report – Detail Description

The following information will be displayed/printed on the Payment History Report – Detail.

Field	Description
Program Year	Program year selected by the user.
Program Name	Emergency Loss Assistance Program.
*--State	Full name of the State selected by the user.
County--*	Full name of the county selected by the user.
Producer Name and Address	Name from SCIMS as follows: <ul style="list-style-type: none"> • for individuals, last name, middle name, first name, and suffix • for businesses, business name.
Date (Report)	Date the report is generated by the user.
Date (Payment)	Date the payment was processed and sent to NPS, or the date the overpayment transaction was processed and sent to NRRS.
State/County	State and county code associated with the applicable transaction record.
Payment Entity/Member Name	The “Payment Entity/Member Name” field will provide payment entity or member name information if the ELAP Payment History Report – Detail is generated for: <ul style="list-style-type: none"> • an entity or joint operation where amounts were attributed to members • a member to show the payment entity through whom the amount was attributed.
--Payment ID Number	Unique number that ties the program history data to the NPS history data.--
Business Type	Business type of the producer and/or member.
Type of Transaction	One of the following transaction types will be displayed: <ul style="list-style-type: none"> • “Payment” • “Receivable” • “Canceled Payment” • “Canceled Receivable”.

***--321 Payment History Report – Detail (Continued)**

B Payment History Report – Detail Description (Continued)

Field	Description
Commodity	Name of the commodity.
Gross Payment Amount	Amount of the payment initially attributed to the producer or entity member.
AGI Reduction Amount	Reduction because of the AGI value for the payment entity or member.
Substantive Change Reduction Amount	Reduction amount because of a substantive change value.
Member Level Reduction Amount	Reduction amount because of a member level reduction.
Subsidiary Eligibility Reduction Amount	Reduction amount because of a subsidiary eligibility value.
Payment Limitation Reduction Amount	Reduction amount because of payment limitation.
Net Payment Amount	Net payment amount for the producer after all reductions have been applied.
Totals	Total payment amount for the payment entity or member.

--*

***--321 Payment History Report – Detail (Continued)**

C Example of Payment History Report – Detail

The following is an example of the Payment History Report – Detail.

Coahoma Mississippi		United States Department of Agriculture Farm Service Agency				Date: 03/21/2011			
2010 Emergency Loss Assistance Program - ELAP Payment History Report - Detail Level Date Range: From 03/20/2011 To 03/21/2011									
Producer Name: FARMER, IMA									
Business Type: Individual									
Date	State/ County	Payment Entity/Member Name	Payment ID Number	Business Type	Contract/ Application/ Farm	Commodity	Transaction Type	Total Reduction Amount	Net Payment
03/21/2011	28/027	Farmer, IMA	10072288	00		HB Feed	Payment	\$ 0	\$ 600
03/21/2011	28/027	Farmer, IMA	10054027	00		FRF	Canceled Payment	\$ 0	\$ 986
03/21/2011	28/027	Farmer, IMA	10072288	00		FRF	Payment	\$ 0	\$ 1,000
03/21/2011	28/027	Farmer, IMA	10072288	00		LS Feed	Payment	\$ 0	\$ 280
			<input type="button" value="Previous"/> <input type="button" value="Print"/> <input type="button" value="Next"/>						
Screen ID: LO08CPR2100 Last Modified: 03/14/2011 09:37:05 AM								Back to Top ^	
FOR INTERNAL USE ONLY									

D Report Options

The following options are available on the Payment History Report – Detail.

Option	Action
Previous	The previous Payment History Report – Detail will be displayed. Note: If a single producer was selected for processing, this button will not be available.
Print	The Payment History Report – Detail will be sent to the applicable printer.
Next	The Payment History Report – Detail for the next producer will be displayed. Note: If a single producer was selected for processing, this button will not be available.

--*

--322 General Provisions for Canceling Payments*A Canceling Payments**

After payment processing has been completed, County Offices shall review the NPS payment worklist to ensure that the correct payments have been generated. The user should complete the following if an error is determined:

- **not** sign the payment in NPS
- correct the condition causing the incorrect payment or overpayment.

Notes: User intervention is **not** allowed for the cancellation process. If the condition causing the incorrect payment is corrected, the system will automatically cancel the unsigned payment and recalculate the payment amount due.

If the payment amount is determined to be incorrect and the payment has been signed in the NPS system, the payment can no longer be canceled. The producer will be underpaid or overpaid once the condition causing the incorrect payment has been corrected.--*

***--323 General Provisions for Overpayments**

A Overview

Overpayments will be determined during the ELAP payment calculation process and will be updated to the Pending Overpayment Report. See 9-CM, paragraph 65 for information on the Pending Overpayment Report.

B Overpayment Due Dates

Overpayments can occur for a number of reasons and County Offices are required to take necessary action to collect overpayments. The following lists situations that may cause overpayment and the overpayment due dates.

Time of Determination	Situation	Overpayment Due Date
Any time	Payment was issued to the wrong producer.	Immediately
After an entry affecting the payment amount is changed on either of the following: <ul style="list-style-type: none"> • FSA-918 • FSA-930. 	Payment was issued and later something occurred that changed the amount in the ELAP Workbook.	
After producer misrepresentation is determined.	Producer received an ELAP payment and COC determines that the producer misrepresented their interest.	
After payment limitation is exceeded.	It is determined that payments have been issued exceeding the producer's effective payment limitation amount.	
After an eligibility value changes that make the producer ineligible for payment.	Producer's eligibility value changed that makes the producer ineligible for payment.	
Anytime either of the following are canceled: <ul style="list-style-type: none"> • FSA-918 • FSA-930 	FSA-918 or FSA-930 was canceled after payments were issued to the producer.	

--*

324-329 (Reserved)

Part 6 (Reserved)

330-350 (Reserved)

--Part 7 LFP--

Section 1 Level 2 eAuthentication Access

351 Accessing LFP Software

A Basic Information

FSA-925 software is intuitive web-based software with a centralized database.

FSA-925's will be updated by FSA employees with Level 2 eAuthentication access.

B Definitions

In this part:

- user means FSA employees with Level 2 eAuthentication access, **except** where specifically noted
- home county means the same as administrative county in the web-based environment.

***--351 Accessing LFP Software**

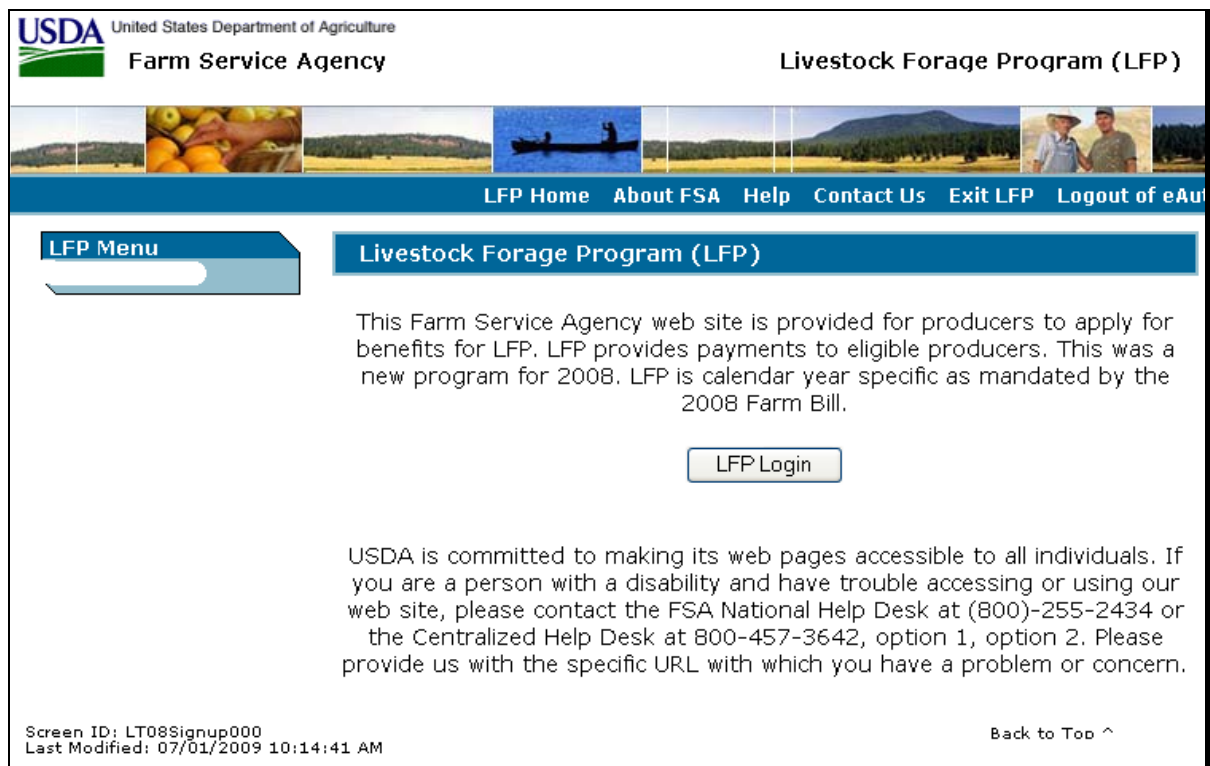
C Accessing Web-Based LFP

Access the LFP Home Page from FSA Applications Intranet web site at **http://fsaintranet.sc.egov.usda.gov/fsa/FSAIntranet_applications.html**. Under Production Adjustment and Disaster Programs, CLICK **“LFP - Livestock Forage Program”**.

Note: Internet Explorer shall be used when accessing the LFP Home Page.

D LFP Login Screen

After users click “LFP – Livestock Forage Program”, the following Livestock Forage Program (LFP) Login Screen will be displayed. CLICK **“LFP Login”** to continue.



--*

***--351 Accessing LFP Software (Continued)**

E USDA eAuthentication Warning Screen

After users click “LFP Login”, the USDA eAuthentication Warning Screen will be displayed. Click “**I Agree**” to proceed or “**Cancel**” to end the process.

F eAuthentication Login Screen

After users click “I Agree”, the eAuthentication Login Screen will be displayed. Users must:

- enter user ID
- enter password
- CLICK “**Login**”.

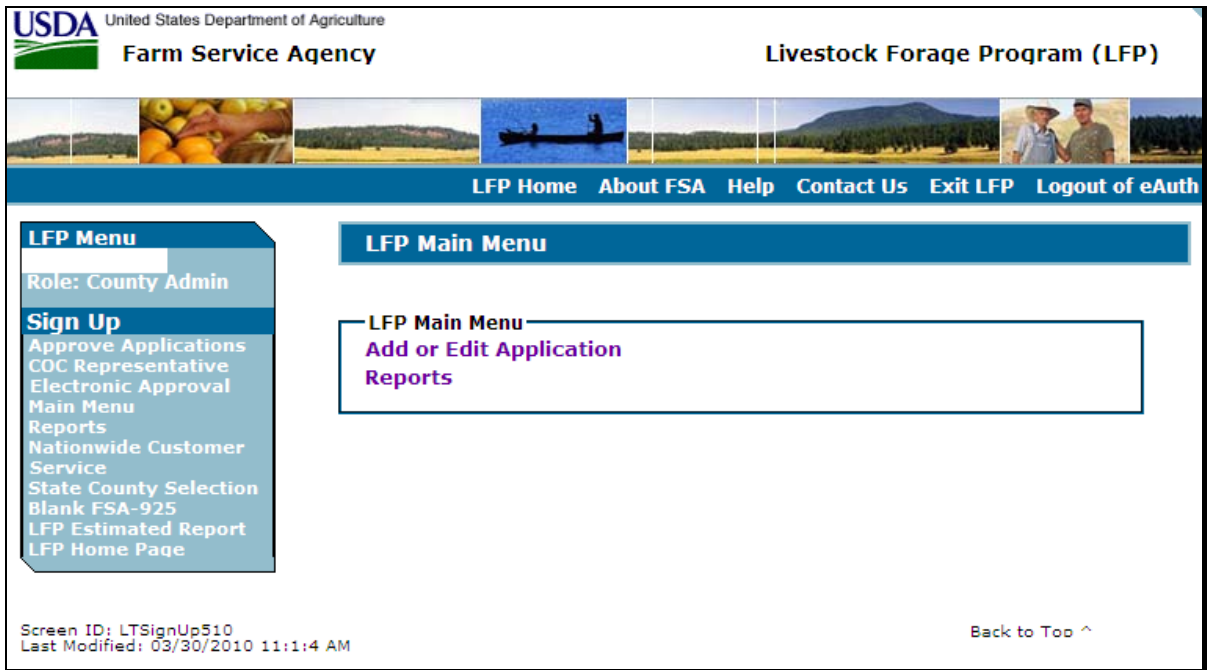
The LFP Main Menu will be displayed.--*

***--352 LFP Main Menu**

A Overview

After user is logged in and has been authenticated, the following LFP Main Menu will be displayed. The LFP Main Menu allows the user to do the following:

- add FSA-925's
- edit FSA-925's
- view and print reports.



B Action

The following table provides the options available on the LFP Main Menu.

Option	Result
Add or Edit Application	State and County Selection Screen will be displayed.
Reports	LFP Reports Screen will be displayed. See Section 2 for additional information on reports.

--*

*--353 State and County Selection

A Overview

If users click “**Add or Edit Application**” on the LFP Main Menu, the following State and County Selection Screen will be displayed. Users must select an administrative State, county, and year to process FSA-925’s.

Users also have the option of selecting the “Nationwide Customer Service” link from the left navigation menu on the LFP Main Menu. This allows users to take FSA-925’s for a producer from any Service Center nationwide (see paragraph 368 for more information on Nationwide Customer Service access).

B Action

Use the drop-down menus to select the applicable:

- administrative State/county
- year.

CLICK “**Continue**”, the Producer Search – Application Status Screen will be displayed.--*

***--354 Producer Search – Application Status Screen**

A Overview

After users click “Next”, the following Producer Search – Application Status Screen will be displayed. The Producer Search – Application Status Screen allows users to:

- add FSA-925’s
- view/print FSA-925’s
- edit existing FSA-925’s
- delete FSA-925’s.

USDA United States Department of Agriculture
Farm Service Agency **Livestock Forage Program (LFP)**

LFP Home About FSA Help Contact Us Exit LFP Logout of eAuth

LFP Menu
 Role: County Admin
Sign Up
 Approve Applications
 COC Representative
 Electronic Approval
 Main Menu
 Reports
 Nationwide Customer Service
 State County Selection
 Blank FSA-925
 LFP Estimated Report
 LFP Home Page

Producer Search - Application Status

Year: 2009 State: Mississippi County: Coahoma

Add/Search

Producer	Location State-County	Application Status	Action
Any 1 Producer	Mississippi - Coahoma	Approved	View/Print Edit Delete
Any 2 Producer	Mississippi - Coahoma	Approved	View/Print Edit Delete
Any 3 Producer	Mississippi - Coahoma	Approved	View/Print Edit Delete
Any 4 Producer	Mississippi - Coahoma	Approved	View/Print Edit Delete

Back Cancel

Screen ID: LFSignUp512
 Last Modified: 03/30/2010 11:14 AM Back to Top ^

--*

--354 Producer Search – Application Status Screen (Continued)*B Actions**

To:

- add a new FSA-925, CLICK “**Add/Search**”; the SCIMS Customer Search Screen will be displayed
- view and/or print an existing FSA-925, CLICK “**View/Edit**” next to FSA-925 to be viewed and/or printed; FSA-925 will be displayed in a separate window
- edit an existing FSA-925, do either of the following:
 - select “**Edit**” next to FSA-925 to be edited; the Disaster Selection Screen will be displayed (paragraph 356)
 - CLICK “**Add/Search**”; the SCIMS Customer Search Screen will be displayed
- delete FSA-925, CLICK “**Delete**” next to FSA-925 to be deleted; the Delete Application Screen will be displayed.--*

***--354 Producer Search – Application Status Screen (Continued)**

D “Application Status” Column

The “Application Status” column will be displayed with the status of the producer’s FSA-925, as follows.

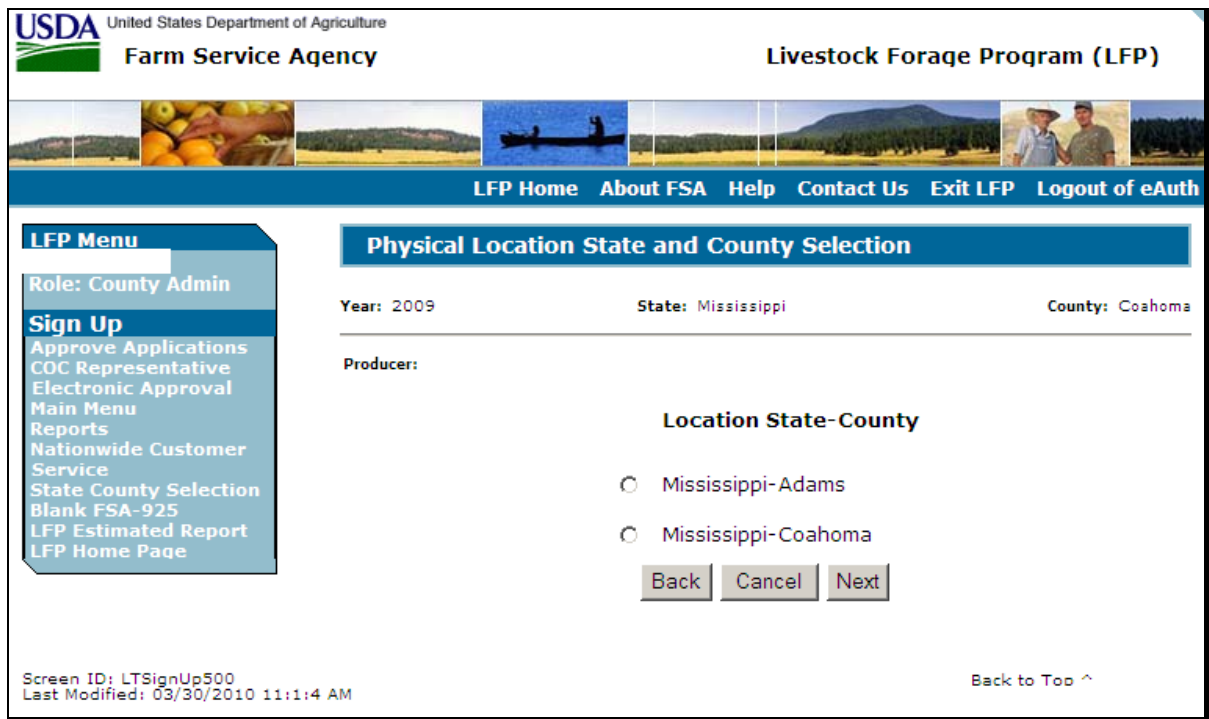
If the Application Status is...	THEN...
“Initiated”	FSA-925 has been started, but the producer has not signed FSA-925.
“Signed”	producer has signed FSA-925, but COC or designee has not approved/disapproved FSA-925.
“Approved”	COC or designee has approved FSA-925.
“Disapproved”	COC or designee has disapproved FSA-925.
“Deleted”	FSA-925 has been deleted.
“Suspended”	<p>FSA-925 has been placed in a suspended state because of either of the following:</p> <ul style="list-style-type: none"> • changes to basic program data (for example, the removal of a previously eligible pasture type) • SCIMS duplicate resolution merges. <p>Suspended FSA-925’s must be accessed and modified to ensure that the most current data is on FSA-925. A report is available that provides a listing of all suspended FSA-925’s along with the reason for the suspension (see paragraph 367 for additional information).</p> <p>Note: A SCIMS duplicate resolution merge will suspend FSA-925’s tied to the merged producers. FSA-925’s tied to the producer that was “kept” will not be suspended. FSA-925’s suspended because of SCIMS duplicate resolution merges do not need to be accessed and modified.</p>

--*

355 Physical Location State and County Selection Screen

A Overview

FSA-925's are recorded in a producer's administrative County Office by physical location. The following Physical Location State and County Selection Screen allows the user to select the physical location where the loss occurred.



B Action

Select the applicable physical location State and county. CLICK “Next”, the Disaster Selection Screen will be displayed.

*--C Physical Location State and County

The physical location State and county are determined from Farm Records. Ensure that the “Physical Location” field on the Tract Data Screen in Farm Records has been updated with the correct physical location according to 3-CM, paragraph 152.--*

***--356 Disaster Selection Screen**

A Overview

The following Disaster Selection Screen allows users to select the type of disaster for which the producer is applying.

B Actions

Check (✓) 1 or both of the following:

- Fire
- Drought.

CLICK “Save and Continue”.

IF user checked...	THEN...
fire	Part B – Disaster Information Screen will be displayed (paragraph 357).
drought	Part C – Livestock Information Screen will be displayed (paragraph 358).

--*

*--357 Part B – Disaster Information Screen

A Overview

Part B – Disaster Information Screen will **only** be displayed if user checked “Fire” on the Disaster Selection Screen according to paragraph 356.

The following Part B – Disaster Information Screen allows users to enter the date and location of the qualifying fire conditions that occurred on Federally managed rangelands **only**, for which the producer is prohibited by a Federal agency from grazing the normal permitted livestock covered by a Federal lease.

USDA United States Department of Agriculture
 Farm Service Agency Livestock Forage Program (LFP)

LFP Home About FSA Help Contact Us Exit LFP Logout of eAuth

LFP Menu
 Role: County Admin
Sign Up
 Approve Applications
 COC Representative
 Electronic Approval
 Main Menu
 Reports
 Nationwide Customer Service
 State County Selection
 Blank FSA-925
 LFP Estimated Report
 LFP Home Page

Part B - Disaster Information

Year: 2009 State: Mississippi County: Coahoma

Producer:

Location State: Mississippi County: Adams

Fire Information

Begin Date: End Date:
 Location:

Save Loss

Recorded Fires					
Event Number	Begin Date	End Date	Location	Action	
1	05/03/2009	05/06/2009	Farm Number 3	Edit	Delete

Back Cancel Continue

Screen ID: LTSignUp508
 Last Modified: 03/30/2010 11:14 AM Back to Top ^

--*

*--357 Part B – Disaster Information Screen (Continued)

B Field Descriptions and Actions

The following table provides the field descriptions and actions for the Part B – Disaster Information Screen.

Field/Button	Description	Action
Year	Calendar year selected on the State and County Selection Screen will be displayed.	
State	State selected on the State and County Selection Screen will be displayed.	
County	County selected on the State and County Selection Screen will be displayed.	
Producer	Producer for which FSA-925 is being updated will be displayed.	
Location State and County	Location State and county selected on the Physical Location State and County Selection Screen will be displayed.	
Begin Date	Manual entry of the begin date of the qualifying fire condition.	Enter begin and end date of the qualifying fire condition by either: <ul style="list-style-type: none"> entering the date in mm/dd/yyyy format clicking the “calendar” icon.
End Date	Manual entry of the end date of the qualifying fire condition.	
Location	Free form entry.	Enter location that the qualifying fire condition occurred. Note: No PII information shall be entered in this field.
Save Loss	Saves the disaster information to FSA-925. User must CLICK “ Save Loss ” before continuing or the disaster information will not be added to FSA-925.	
Begin Date	Begin date previously saved will be displayed.	
End Date	End date previously saved will be displayed.	
Location	Location previously saved will be displayed.	
Action	Allows the user to edit or delete previously saved disaster information.	
Back	Disaster Selection Screen will be displayed (paragraph 356).	
Cancel	FSA-925 will be cancelled and the LFP Main Menu will be displayed (paragraph 352).	
Continue	Part C – Livestock Information Screen will be displayed (paragraph 358).	

--*

*--358 Part C – Livestock Information Screen

A Overview

The following Part C – Livestock Information Screen allows users to enter:

- where the claimed livestock were physically located on the beginning date of the grazing loss event
- the current physical location of the livestock in inventory
- other producers with an ownership interest in the livestock.

USDA United States Department of Agriculture
Farm Service Agency Livestock Forage Program (LFP)

LFP Home About FSA Help Contact Us Exit LFP Logout of eAuth

LFP Menu
Role: County Admin
Sign Up
Approve Applications
COC Representative
Electronic Approval
Main Menu
Reports
Nationwide Customer Service
State County Selection
Blank FSA-925
LFP Estimated Report
LFP Home Page

Part C - Livestock Information

Year: 2009 State: Mississippi County: Coahoma

Producer:
Location State: Mississippi County: Adams

Where were the claimed livestock physically located on the beginning date of the grazing loss event? (Include County name, farm number, etc.)

Where is the current physical location of the livestock in inventory?

Associated Producers (List all other producers that have an ownership share of any livestock reported and indicate their share).

Back Cancel Save and Continue

Screen ID: LTSignUp509
Last Modified: 03/30/2010 11:1:4 AM Back to Top ^

--*

*--358 Part C – Livestock Information Screen (Continued)

B Field Descriptions and Actions

The following table provides the field descriptions and actions for the Part C – Livestock Information Screen.

Field/Button	Description	Action
Year	Calendar year selected on the State and County Selection Screen will be displayed.	
State	State selected on the State and County Selection Screen will be displayed.	
County	County selected on the State and County Selection Screen will be displayed.	
Producer	Producer for which FSA-925 is being updated will be displayed.	
Location State and County	Location State and county selected on the Physical Location State and County Selection Screen will be displayed.	
Where were the claimed livestock physically located on the beginning date of the grazing loss event?	Free form entry.	Enter physical location of the livestock on the beginning date of the grazing loss event. If there are multiple locations, enter each location separated by a comma. Entry is required . Note: No PII information shall be entered in this field.
Where is the current physical location of the livestock in inventory?	Free form entry.	Enter current physical location of the livestock in inventory. If there are multiple locations, enter each location separated by a comma. Entry is required . Note: No PII information shall be entered in this field.

--*

*--358 Part C – Livestock Information Screen (Continued)

B Field Descriptions and Actions, Continued

Field/Button	Description		Action
Please list associated producers and their approximate share percentage.	Free form entry.		Enter other producers that have an ownership share of the livestock along with that producers share. If there are multiple producers, enter each producer separated by a comma. Entry is not required. Note: No PII information shall be entered in this field.
Back	Disaster Selection Screen will be displayed (paragraph 356).		
Cancel	FSA-925 will be cancelled and the LFP Main Menu will be displayed (paragraph 352).		
Save and Continue	IF drought was...	THEN...	
	selected on Disaster Selection Screen	Part C – Livestock Information (Continued) Screen (will be displayed (paragraph 359).	
	not selected on Disaster Selected Screen	Part E – Forage Information Fire Screen will be displayed (paragraph 362).	

--*

*--359 Part C - Livestock Information (Continued) Screen

A Overview

Part C – Livestock Information (Continued) Screen will **only** be displayed if user checked “Drought” on the Disaster Selection Screen according to paragraph 356.

The following Part C - Livestock Information (Continued) Screen allows the user to enter inventory information for livestock owned/leased by the producer or for which the producer was a contract grower.

LFP Menu

- Role: County Admin
- Sign Up**
- Approve Applications
- COC Representative
- Electronic Approval
- Main Menu
- Reports
- Nationwide Customer Service
- State County Selection
- Blank FSA-925
- LFP Estimated Report
- LFP Home Page

Part C - Livestock Information (Continued)

Year: 2009 State: Mississippi County: Coahoma

Producer:

Location State: Mississippi County: Adams

Add Livestock

Livestock Kind: Type / Weight Range:

	Current Inventory	Mitigated Current Year	Mitigated Prior 2 Years	Share
	<input type="text"/>	<input type="text"/>	<input type="text"/>	<input type="text"/> %
COC Use Only	<input type="text"/>	<input type="text"/>	<input type="text"/>	

Livestock Kind

Livestock Kind	Type / Weight Range	Current Inventory	Mitigated Current Year	Mitigated Prior 2 Years	Share	Action
Beef	Adult Cows and Bulls	100	-	-	75.00	Edit Delete
	COC Use Only	-	-	-		

Screen ID: LTSignUp514
Last Modified: 03/30/2010 11:14 AM [Back to Top ^](#)

--*

*--359 Part C - Livestock Information (Continued) Screen (Continued)

B Field Descriptions and Actions

The following table provides the field descriptions and actions for the Part C - Livestock Information (Continued) Screen.

Field/Button	Description	Action
Year	Calendar year selected on the State and County Selection Screen will be displayed.	
State	State selected on the State and County Selection Screen will be displayed.	
County	County selected on the State and County Selection Screen will be displayed.	
Producer	Producer for which FSA-925 is being updated will be displayed.	
Location State and County	Location State and county selected on the Physical Location State and County Selection Screen will be displayed.	
Livestock Kind	Manual selection.	Select kind of livestock from the drop-down menu.
Type/Weight Range	Manual selection.	Select type and weight range from the drop-down menu.
Current Inventory	Manual entry.	Enter number of covered livestock owned/leased by the producer or for which the producer was a contract grower that was in inventory during the 60 calendar days before the beginning date of the applicable qualifying grazing loss condition.
COC Adjusted Current Inventory	Manual entry.	Enter COC adjusted current year inventory, if applicable.
Mitigated Current Year	Manual entry.	Enter number of covered livestock that were sold or otherwise disposed of because of a qualifying drought condition during the current production year. See subparagraph 202 A, step 15 for additional information.
COC Adjusted Mitigated Current Year	Manual entry.	Enter COC adjusted current year mitigated, if applicable.
Mitigated Prior 2 Years	Manual entry.	Enter number of mitigated livestock that were sold because of drought in either 1 or both of the prior production years. See subparagraph 202 A, step 16 for additional information.

--*

*--359 Part C - Livestock Information (Continued) Screen (Continued)

B Field Descriptions and Actions (Continued)

Field/Button	Description	Action
COC Adjusted Mitigated Prior 2 Years	Manual entry.	Enter COC adjusted prior years mitigated, if applicable.
Share	Manual entry.	Enter producer's ownership, cash lease, or contract grower share in the livestock on the beginning date of the applicable grazing loss event for which a grazing loss was suffered.
Save Livestock	Saves livestock information to FSA-925. User must CLICK "Save Livestock" before continuing or the livestock information will not be added to FSA-925.	
Livestock Kind	Livestock kind that was previously saved will be displayed.	
Type/Weight Range	Livestock type and weight range that was previously saved will be displayed.	
Current Inventory	Current inventory that was previously saved will be displayed.	
Mitigated Current Year	Current year mitigated that was previously saved will be displayed.	
Mitigated Prior 2 Years	Prior years mitigated that was previously saved will be displayed.	
Share	Share that was previously saved will be displayed.	
COC Use Only	If applicable, COC adjusted amounts previously saved will be displayed.	
Action	Allows the user to edit or delete previously saved livestock information.	
Back	Part C – Livestock Information Screen will be displayed (paragraph 358).	
Continue	Part D – Forage Information Drought Screen will be displayed (paragraph 360).	
Cancel	FSA-925 will be cancelled and the LFP Main Menu will be displayed (paragraph 352). All data saved on FSA-925 up to this point will be saved.	

--*

*--360 Part D – Forage Information Drought Screen

A Overview

The following Part D – Forage Information Drought Screen allows the user to enter forage information for owned or cash leased land normally used in the operation to support eligible covered livestock during the qualifying **drought** grazing loss condition.

USDA United States Department of Agriculture
Farm Service Agency **Livestock Forage Program (LFP)**

LFP Home About FSA Help Contact Us Exit LFP Logout of eAuth

LFP Menu
 Role: County Admin
Sign Up
 Approve Applications
 COC Representative
 Electronic Approval
 Main Menu
 Reports
 Nationwide Customer Service
 State County Selection
 Blank FSA-925
 LFP Estimated Report
 LFP Home Page

Part D - Forage Information Drought

Year: 2009 State: Mississippi County: Coahoma

Producer:
 Location State: Mississippi County: Adams

Add Owned or Cash Leased Land

Select Livestock					
	Livestock ID	Livestock Kind	Type/Weight (LBS)	Current Inventory	Share
<input checked="" type="checkbox"/>	1	Beef	Adult Cows and Bulls	100	75.00

Pasture Type:

	Acres	Carrying Capacity
	<input type="text"/>	<input type="text"/>
COC Use Only	<input type="text"/>	<input type="text"/>

Owned or Cash Leased

Pasture Type: Small Grains			
	Livestock ID	Acres	Carrying Capacity
	1	2,000.00	
COC Use Only			2.0

Screen ID: LTSignUp518
 Last Modified: 03/30/2010 11:14 AM Back to Top ^

--*

***--360 Part D – Forage Information Drought Screen (Continued)**

B Field Descriptions and Actions

The following table provides the field descriptions and actions for the Part D – Forage Information Drought Screen.

Field/Button	Description	Action
Year	Calendar year selected on the State and County Selection Screen will be displayed.	
State	State selected on the State and County Selection Screen will be displayed.	
County	County selected on the State and County Selection Screen will be displayed.	
Producer	Producer for which FSA-925 is being updated will be displayed.	
Location State and County	Location State and County selected on the Physical Location State and County Selection Screen will be displayed.	
Select Livestock	Manual selection.	Select livestock that are grazing or would have been grazing the pasture.
Pasture Type	Manual selection.	Select pasture type for owned or cash leased land normally used in the operation to support eligible covered livestock during the qualifying drought condition grazing loss event.
Acres	Manual entry.	Enter acres associated with the selected pasture type. See subparagraph 202 A, step 23 for additional information.
COC Adjusted Acres	Manual entry.	Enter COC adjusted acres, if applicable.
Carrying Capacity	Manual entry.	Enter carrying capacity. Entry is required before FSA-925 approval.
Save Forage Information	Saves the forage information to FSA-925. User must CLICK “Save Forage Information” before continuing or the livestock information will not be added to FSA-925.	

--*

***--360 Part D – Forage Information Drought Screen (Continued)**

B Field Descriptions and Actions (Continued)

Field/Button	Description	Action
Livestock ID	Livestock ID for the livestock that was previously saved will be displayed.	
Acres	The acres that were previously saved will be displayed.	
COC Adjusted Acres	If applicable, COC adjusted acres previously saved will be displayed.	
Carrying Capacity	Carrying capacity previously saved will be displayed.	
Action	Allows the user to edit or delete previously saved forage information.	
Back	Part C – Livestock Information (Continued) Screen will be displayed (paragraph 359).	
Continue	Part D – Forage Information Drought Screen will be displayed (paragraph 361).	
Cancel	FSA-925 will be cancelled and the LFP Main Menu will be displayed (paragraph 352). All data saved on FSA-925 up to this point will be saved.	

--*

*--361 Part D – Forage Information Drought (Continued) Screen

A Overview

The following Part D – Forage Information Drought (Continued) Screen allows the user to enter forage information for AUM or AU leased land normally used in the operation to support eligible covered livestock during the qualifying **drought** grazing loss condition.

USDA United States Department of Agriculture
Farm Service Agency **Livestock Forage Program (LFP)**

LFP Home About FSA Help Contact Us Exit LFP Logout of eAuth

LFP Menu
 Role: County Admin
Sign Up
 Approve Applications
 COC Representative
 Electronic Approval
 Main Menu
 Reports
 Nationwide Customer Service
 State County Selection
 Blank FSA-925
 LFP Estimated Report
 LFP Home Page

Part D - Forage Information Drought (Continued)

Year: 2009 State: Mississippi County: Coahoma

Producer:
 Location State: Mississippi County: Adams

Add AUM/AU leased land

Select Livestock					
	Livestock ID	Livestock Kind	Type/Weight (LBS)	Current Inventory	Share
<input checked="" type="checkbox"/>	1	Beef	Adult Cows and Bulls	100	75.00

Pasture Type:

Animal Units	COC Adjusted Animal Units
<input type="text"/>	<input type="text"/>

AUM/AU leased land

Pasture Type: Small Grains			
Livestock ID	Animal Units	COC Adjusted Animal Units	Action
1	100	-	Edit Delete

Screen ID: LTSignUp505
 Last Modified: 03/30/2010 11:14 AM Back to Top ^

--*

***--361 Part D – Forage Information Drought (Continued) Screen (Continued)**

B Field Descriptions and Actions

The following table provides the field descriptions and actions for the Part D – Forage Information Drought (Continued) Screen.

Field/Button	Description	Action
Year	Calendar year selected on the State and County Selection Screen will be displayed.	
State	State selected on the State and County Selection Screen will be displayed.	
County	County selected on the State and County Selection Screen will be displayed.	
Producer	Producer for which FSA-925 is being updated will be displayed.	
Location State and County	Location State and County selected on the Physical Location State and County Selection Screen will be displayed.	
Select Livestock	Manual selection.	Select livestock that are grazing or would have been grazing the pasture.
Pasture Type	Manual selection.	Select pasture type for owned or cash leased land normally used in the operation to support eligible covered livestock during the qualifying drought condition grazing loss event.
Animal Units	Manual entry.	Enter number of AU’s allowed by the selected pasture type. See paragraph 202 A, step 28 for additional information.
COC Adjusted Animal Units	Manual entry.	Enter COC adjusted AU’s, if applicable.
Save Forage Information	Saves the forage information to FSA 925. User must CLICK “Save Forage Information” before continuing or the livestock information will not be added to FSA-925.	

--*

*--361 Part D – Forage Information Drought (Continued) Screen (Continued)

B Field Descriptions and Actions (Continued)

Field/Button	Description		Action
Livestock ID	Livestock ID for the livestock that was previously saved will be displayed.		
Animal Units	AU's that were previously saved will be displayed.		
COC Adjusted Animal Units	If applicable, COC adjusted AU's previously saved will be displayed.		
Action	Allows the user to edit or delete previously saved forage information.		
Back	Part D – Forage Information Drought Screen will be displayed (paragraph 360).		
Continue	IF fire was... selected on Disaster Selection Screen	THEN... Part E – Forage Information Fire Screen will be displayed (paragraph 362).	
	not selected on Disaster Selection Screen	Producer Summary Screen will be displayed (paragraph 363).	
Cancel	FSA-925 will be cancelled and the LFP Main Menu will be displayed (paragraph 352). All data saved on FSA-925 up to this point will be saved.		

--*

*--362 Part E – Forage Information Fire Screen

A Overview

The following Part E – Forage Information Fire Screen allows the user to enter rangeland that is managed by a Federal agency that was affected by **fire** for which the eligible producer is prohibited by a Federal agency from grazing the normal permitted livestock on the managed rangeland because of fire.

USDA United States Department of Agriculture
Farm Service Agency **Livestock Forage Program (LFP)**

LFP Home About FSA Help Contact Us Exit LFP Logout of eAuth

LFP Menu
 Role: County Admin
Sign Up
 Approve Applications
 COC Representative
 Electronic Approval
 Main Menu
 Reports
 Nationwide Customer Service
 State County Selection
 Blank FSA-925
 LFP Estimated Report
 LFP Home Page

Part E - Forage Information Fire

Year: 2009 State: Mississippi County: Coahoma

Producer: Location State: Mississippi County: Adams

Add Federal Managed Lands (Fire Affected)

Pasture Number: Pasture Type: Range land Fire: Select Type

	Permitted Animal Units	Permit Days	Reduced Animal Units	Reduced Grazing Days
	<input type="text"/>	<input type="text"/>	<input type="text"/>	<input type="text"/>
COC Use Only	<input type="text"/>	<input type="text"/>	<input type="text"/>	<input type="text"/>

Save Forage Information

Federal Managed Lands (Fire Affected)

Fire: 1) 05/03/2009 Farm Number 3

Pasture Number: 1	Permitted Animal Units	Permit Days	Reduced Animal Units	Reduced Grazing Days	Action
	200	180	50	200	Edit Delete
COC Use Only	-	-	-	-	

Back Cancel Continue

Screen ID: LTSignUp516
 Last Modified: 03/30/2010 11:14 AM Back to Top ^

--*

***--362 Part E – Forage Information Fire Screen (Continued)**

B Field Descriptions and Actions

The following table provides the field descriptions and actions for the Part E – Forage Information Fire Screen.

Field/Button	Description	Action
Year	Calendar year selected on the State and County Selection Screen will be displayed.	
State	State selected on the State and County Selection Screen will be displayed.	
County	County selected on the State and County Selection Screen will be displayed.	
Producer	Producer for which FSA-925 is being updated will be displayed.	
Location State and County	Location State and County selected on the Physical Location State and County Selection Screen will be displayed.	
Pasture Number	Manual entry.	Manually assign a pasture number to each fire event.
Pasture Type	Manual selection.	Select “ rangeland ” as the pasture type.
Fire	Manual selection.	Select fire event.
Permitted Animal Units	Manual entry.	Enter permitted AU’s from the Federal grazing lease agreement.
COC Adjusted Permitted Animal Units	Manual entry.	Enter COC adjusted permitted AU’s, if applicable.
Permit Days	Manual entry.	Enter number of permit days grazing is allowed under the Federal lease agreement during the calendar year.
COC Adjusted Permit Days	Manual entry.	Enter COC adjusted permit days, if applicable.
Reduced Animal Units	Manual entry.	Enter number of AU’s the producer is prohibited from grazing on the rangeland managed by a Federal agency because of fire.
COC Adjusted Reduced Animal Units	Manual entry.	Enter COC adjusted reduced AU’s, if applicable.

--*

*--362 Part E – Forage Information Fire Screen (Continued)

B Field Descriptions and Actions (Continued)

Field/Button	Description		Action
Reduced Grazing Days	Manual entry.		Enter number of days the producer is prohibited from grazing the normal permitted livestock on the rangeland managed by a Federal agency because of fire.
COC Adjusted Reduced Grazing Days	Manual entry.		Enter COC adjusted reduced grazing days, if applicable.
Save Forage Information	Saves forage information to FSA-925. User must CLICK “Save Forage Information” before continuing or the livestock information will not be added to FSA-925.		
Fire	Fire event previously saved will be displayed.		
Pasture Number	Pasture number previously saved will be displayed.		
Pasture Type	Pasture type previously saved will be displayed.		
Permitted Animal Units	Permitted AU’s previously saved will be displayed.		
Permit Days	Permit days previously saved will be displayed.		
Reduced Animal Units	Reduced AU’s previously saved will be displayed.		
Reduced Grazing Days	Reduced grazing days previously saved will be displayed.		
COC Use Only	If applicable, COC adjusted amounts previously saved will be displayed.		
Action	Allows the user to edit or delete previously saved forage information.		
Back	IF drought was...	THEN...	
	selected on Disaster Selection Screen	Part D – Forage Information Drought (Continued) Screen will be displayed (paragraph 361).	
	not selected on Disaster Selection Screen	Part C – Livestock Information Screen will be displayed (paragraph 358).	
Cancel	FSA-925 will be cancelled and the LFP Main Menu will be displayed (paragraph 352). All data saved on FSA-925 up to this point will be saved.		
Continue	Producer Summary Screen will be displayed (paragraph 363).		

--*

*--363 Producer Summary Screen

A Overview

The following Producer Summary Screen allows the user to:

- load other compensation
- review all FSA-925 data that has been entered
- select whether the producer met the Risk Management Purchase Requirement
- enter the producer signature type and date
- approve/disapprove FSA-925.

USDA United States Department of Agriculture
Farm Service Agency Livestock Forage Program (LFP)

LFP Home About FSA Help Contact Us Exit LFP Logout of eAuth

LFP Menu
 Role: County Admin
Sign Up
 Approve Applications
 COC Representative
 Electronic Approval
 Main Menu
 Reports
 Nationwide Customer Service
 State County Selection
 Blank FSA-925
 LFP Estimated Report
 LFP Home Page

Producer Summary

Year: 2009 State: Mississippi County: Coahoma
 Producer: Location State: Mississippi County: Adams

Disaster Information (Type of Event: Drought, Fire)

Event Number	Begin Date	End Date	Location
1	May 03, 2009	May 06, 2009	Farm Number 3

Livestock Location and Associated Producer Information

Where were the claimed livestock physically located on the beginning date of the grazing loss event? (Include County name, farm number, etc.)
 Farm Number 3

Where is the current physical location of the livestock in inventory?
 Farm Number 1234

Associated Producers (List all other producers that have an ownership share of any livestock reported and indicate their share).
 No Data

Livestock Information

Livestock ID	Livestock Kind	Type/Weight (LBS)	Current Inventory	Mitigated Current Year	Mitigated Prior 2 Years	Share
1	Beef	Adult Cows and Bulls	100			75.00
1		COC Use Only				-

Forage Information

Owned, share leased, or cash leased Pasture Type: Small Grains

Livestock ID	Acres	Carrying Capacity
1	2,000.00	2.00

COC Use Only

AUM/AU leased land Pasture Type: Small Grains

Livestock ID	Animal Units
1	100

COC Use Only

Federal Managed Lands (Fire Affected) Pasture Type: Range land
 Pasture Number: 1

Fire Event Number	Animal Units	Permit Days	Reduce Animal Units	Reduced Grazing Days
1	200	180	50	200

COC Use Only

Other Compensation:

Did the producer meet the Risk Management Purchase Requirement?: Yes No

Type of Signature **Date of Signature**

COC Signature Date Approve Disapprove

Screen ID: LFSignUp520
 Last Modified: 03/30/2010 11:14 AM Back to Top ^

***--363 Producer Summary Screen (Continued)**

B Field Descriptions/Actions

The following table provides the field descriptions and actions for the Producer Summary Screen.

Field/Button	Description	Action
Year	Calendar year selected on the State and County Selection Screen will be displayed.	
State	State selected on the State and County Selection Screen will be displayed.	
County	County selected on the State and County Selection Screen will be displayed.	
Producer	Producer for which FSA-925 is being updated will be displayed.	
Location State and County	Location State and county selected on the Physical Location State and County Selection Screen will be displayed.	
Disaster Information	Disaster Information entered on the Disaster Information Screen (paragraph 357) will be displayed.	
Livestock Location and Associated Producer Information	Livestock location and associated producers that were entered on the Part C - Livestock Information Screen (paragraph 358) will be displayed.	
Livestock Information	Livestock inventory entered on the Part C - Livestock Information (Continued) Screen (paragraph 359) will be displayed.	
Forage Information	Forage information entered on the Part D - Forage Information Drought Screens (paragraphs 360-361) and Part E - Forage Information Fire Screen (paragraph 362) will be displayed.	
Other Compensation	Manual entry.	Enter amount of compensation received from other disaster assistance programs for the same grazing loss.
Did the producer meet the Risk Management Purchase Requirement?	Manual selection.	Select whether producer has certified to meeting the Risk Management Purchase Requirement.

--*

*--363 Producer Summary Screen (Continued)

B Field Descriptions/Actions (Continued)

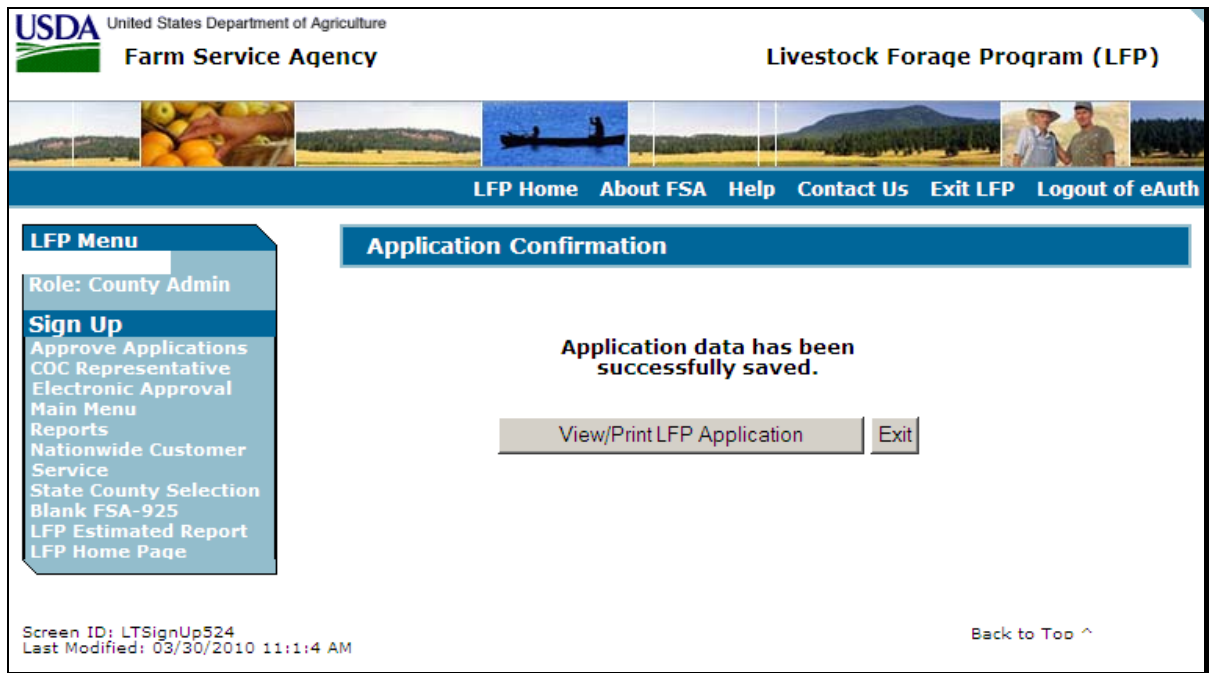
Field/Button	Description	Action
Type of Signature	Manual selection. The type of signature provided by the producer. Eligible signature types are: <ul style="list-style-type: none">• paper• FAX.	Signature types shall only be updated after either of the following occurs: <ul style="list-style-type: none">• producer signs and dates FSA-925• FAX with the producer's signature and date has been received in the County Office.
Date of Signature	Manual entry of the date the producer signed or FAXed FSA-925.	Enter date producer signed or FAXed FSA-925 in mm/dd/yyyy format or select the date from the calendar.
COC Signature Date	Manual entry of the date COC signed FSA-925.	Enter date COC signed FSA-925 in mm/dd/yyyy format or select the date from the calendar.
Approve/Disapprove	Manual selection.	Select whether FSA-925 will be approved or disapproved.
Back	IF fire was...	THEN...
	selected on Disaster Selection Screen	Part E – Forage Information Fire Screen will be displayed (paragraph 362).
	not selected on Disaster Selection Screen	Part D – Forage Information Drought (Continued) Screen will be displayed (paragraph 361).
Cancel	FSA-925 will be cancelled and the LFP Main Menu will be displayed (paragraph 352). All data saved on FSA-925 up to this point will be saved.	
Save/Submit	FSA-925 will be submitted and the Application Confirmation Screen will be displayed (paragraph 364).	

--*

***--364 Application Confirmation Screen**

A Overview

The following Application Confirmation Screen allows users to view and/or print FSA-925.



B Actions

To view and or print FSA-925, CLICK **“View/Print LFP Application”**; FSA-925 will be displayed in a separate window. FSA-925 will contain only application data that has been entered into the system as of the date it is being printed.--*

***--365 Approve/Disapprove Applications Screen**

A Overview

A process to enter the same approval/disapproval date to multiple FSA-925's is available in the web-based software. To access the multiple FSA-925 approval/disapproval process, CLICK **“Approve Applications”** link in the left navigation menu. The following Approve/Disapprove Applications Screen will be displayed.

Note: The approval/disapproval date can also be entered by specific FSA-925 on the Producer Summary Screen.

The screenshot shows the 'Approve/Disapprove Applications' screen. At the top, it features the USDA logo and 'United States Department of Agriculture Farm Service Agency' on the left, and 'Livestock Forage Program (LFP)' on the right. A navigation bar includes links for 'LFP Home', 'About FSA', 'Help', 'Contact Us', 'Exit LFP', and 'Logout of eAuth'. On the left, an 'LFP Menu' sidebar lists options like 'Sign Up', 'Approve Applications', and 'Reports'. The main content area has a title 'Approve/Disapprove Applications' and three dropdown menus for 'Program Year' (2009), 'State' (Mississippi), and 'County' (Coahoma). Below these are two rows of producer information:

Producer	Location State-County	Action
Any 1 Producer	Mississippi - Adams	<input type="checkbox"/> Select Application
Any 2 Producer	Mississippi - Adams	<input type="checkbox"/> Select Application

Below the table is an 'Approval Date' field with a calendar icon. At the bottom, there are four buttons: 'Select All', 'Clear All', 'Approve', and 'Disapprove'. The footer contains the text: 'Screen ID: LTSignUp502 Last Modified: 03/30/2010 11:14 AM'.

--*

***--365 Approve/Disapprove Applications Screen (Continued)**

B Field Descriptions/Actions

The following table provides the field descriptions and actions for the Approve/Disapprove Applications Screen.

Field/Button	Description	Action
Year	Manual selection.	Select year for which bulk approval/disapproval will be completed.
State	Manual selection.	Select State for which the bulk approval/disapproval will be completed.
County	Manual selection.	Select administrative county for which the bulk approval/disapproval will be completed.
Producer	Producers with FSA-925's ready for approval/disapproval will be displayed.	
Select Application	Manual selection.	Select FSA-925's to be approved or disapproved.
Approval Date	Manual entry of the approval/disapproval date.	Enter date COC approved/disapproved FSA-925.
Select All	Selects all listed FSA-925's for approval/disapproval.	
Clear All	Clears all selections.	
Approve	Approves all selected FSA-925's.	
Disapprove	Disapproves all selected FSA-925's.	

C Criteria for Being Included in Multiple Approval Process

FSA-925 **must** be signed and dated by the producer for FSA-925 to be included in the multiple approval process.--*

***--366 CCC Representative Electronic Approval/Disapproval Screen**

A Overview

A CCC representative electronic approval/disapproval process is available in the web-based software. To access the CCC Representative Electronic Approval/Disapproval, CLICK “**CCC Representative Electronic Approval**” link in the left navigation menu. The following CCC Representative Electronic Approval/Disapproval Screen will be displayed.

Note: All FSA County Office employees will have access to the CCC Representative Electronic Approval/Disapproval process; however, **only employees that are designated to approve/disapprove FSA-925’s shall access and electronically approve FSA-925’s.**

The approving official’s name will be printed in the “County Committee Determination” signature block and the system date will be entered for the approval/disapproval date.

The screenshot displays the USDA Farm Service Agency Livestock Forage Program (LFP) web interface. At the top, the USDA logo and 'United States Department of Agriculture Farm Service Agency' are visible on the left, and 'Livestock Forage Program (LFP)' is on the right. A navigation bar contains links: LFP Home, About FSA, Help, Contact Us, Exit LFP, and Logout of eAuth. The main content area is titled 'COC Representative Electronic Approval/Disapproval'. It features three dropdown menus for 'Program Year' (set to 2009), 'State' (set to Mississippi), and 'County' (set to Coahoma). Below these is a table with the following structure:

Producer	Location State-County	Electronic Signature	FSA-925
Any 1 Producer	Mississippi - Adams	<input type="checkbox"/> Electronically Sign	View Application
Any 2 Producer	Mississippi - Adams	<input type="checkbox"/> Electronically Sign	View Application

At the bottom of the table area are four buttons: 'Select All', 'Clear All', 'Approve', and 'Disapprove'. In the bottom left corner of the screen, it says 'Screen ID: LTSignUp503' and 'Last Modified: 03/30/2010 11:14 AM'.

--*

***--366 CCC Representative Electronic Approval/Disapproval Screen (Continued)**

B Field Descriptions/Actions

The following table provides the field descriptions and actions for the CCC Representative Electronic Approval/Disapproval Screen.

Field/Button	Description	Action
Year	Manual selection.	Select year for which CCC representative electronic approval/disapproval will be completed.
State	Manual selection.	Select State for which CCC representative electronic approval/disapproval will be completed.
County	Manual selection.	Select county for which CCC representative electronic approval/disapproval will be completed.
Producer	Producers with FSA-925's ready for approval/disapproval.	
Electronic Signature	Manual selection.	Select FSA-925's to be electronically approved or disapproved.
Select All	Selects all listed FSA-925's for approval/disapproval.	
Clear All	Clears all selections.	
Approve	Approves all selected FSA-925's.	
Disapprove	Disapproves all selected FSA-925's.	

C Criteria for Being Included in Multiple Approval Process

FSA-925 must be signed and dated by the producer for FSA-925 to be included in the multiple approval process.--*

*--367 LFP Reports Screen

A Overview

Several standard reports are being provided for County Offices to use as tools for LFP signup. To access the Reports Menu, under LFP Menu, CLICK “**Reports**”. The following LFP Reports Screen will be displayed.

USDA United States Department of Agriculture
Farm Service Agency

Livestock Forage Program (LFP)

LFP Home About FSA Help Contact Us Exit LFP Logout of eAuth

LFP Menu
Role: County Admin

Sign Up
Approve Applications
COC Representative
Electronic Approval
Main Menu
Reports
Nationwide Customer Service
State County Selection
Blank FSA-925
LFP Estimated Report
LFP Home Page

Livestock Forage Program (LFP) Reports

Program Year State County
Select Year Select State Select County

Reports

- 1. Summary Report
- 2. Approved Applications
- 3. Initiated Applications with No Producer Signature Date
- 4. Initiated Applications with No COC or Designee Signature Date
- 5. Deleted Applications
- 6. Disapproved Applications
- 7. Suspended Applications

Start Date: [] []
End Date: [] []

Cancel Create Report

Screen ID: LTSignUp513
Last Modified: 03/30/2010 11:1:4 AM

Back to Top ^

--*

***--367 LFP Reports Screen (Continued)**

B Descriptions of Reports

The following table provides the report, action required, and data elements on the report. Only 1 report can be created at a time.

Report	Action	Result
Year	Manual selection.	Select the year for which reports will be run.
State	Manual selection.	Select the State for which reports will be run.
County	Manual selection.	Select the county for which reports will be run.
Summary Report	Select report.	Report will be displayed providing a summary of FSA-925 information in the year, State, and county selected.
Approved Applications	Select report.	Report will be displayed identifying all producers with approved FSA-925's in the year, State, and county selected.
Initiated Applications with No Producer Signature Date	Select report.	Report will be displayed identifying FSA-925's that have been initiated, but have not been signed by the producer in the year, State, and county selected.
Initiated Applications with No COC or Designee Signature Date	Select report.	Report will be displayed identifying FSA-925's that have been initiated, but have not been approved by COC or designee in the year, State, and county selected.
Deleted Applications	Select report.	Report will be displayed identifying all FSA-925's that have been deleted in the year, State, and county selected.
Disapproved Applications	Select report.	Report will be displayed identifying all FSA-925's that have been disapproved in the year, State, and county selected.
Applications Suspended Because of Program Load Table Changes	Select report.	Report will be displayed identifying FSA-925's that have been suspended in the year, State, and county selected.
Start Date	Manual entry.	Provide a start date to limit data displayed on any of the reports.
End Date	Manual entry.	Provide an end date to limit date displayed on any of the reports.
Cancel	Returns user to the LFP Main Menu without displaying a report.	
Create Report	The selected report will be displayed.	

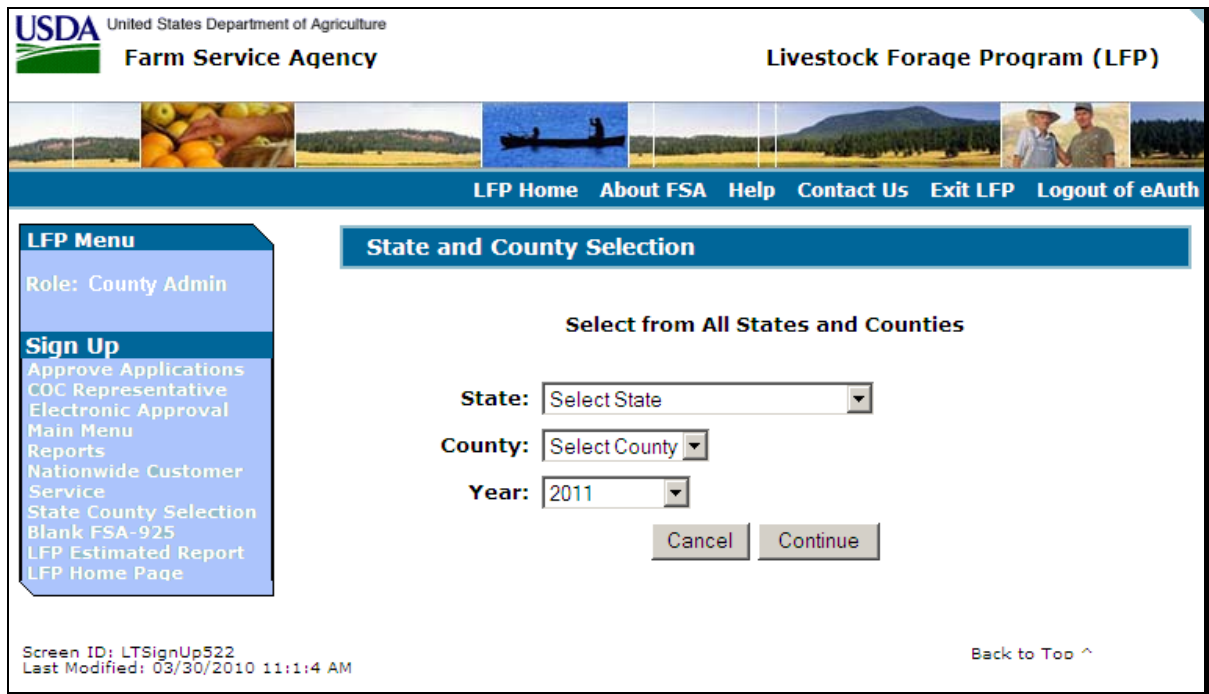
--*

***--368 Nationwide Customer Service**

A County Office User Access

The web-based LFP software automatically allows for nationwide customer service for County Office users. County Office users can access and load FSA-925's for any producer nationwide. This service will be extremely beneficial for travelers, absentee landowners, etc. County Office employees loading nationwide FSA-925's will have limited authority.

Access "Nationwide Customer Service" link from the left navigation menu on the LFP Main Menu. The following State and County Selection Screen will be displayed.



Use the drop-down menus to select the applicable:

- State
- county
- year.

CLICK "**Continue**", the Producer Search – Application Status Screen will be displayed.--*

--368 Nationwide Customer Service (Continued)*B Producer Search – Application Status Screen**

The functionality of the Producer Search – Application Status Screen in Nationwide Customer Service is the same as FSA-925's being loaded in the home county (paragraph 354). After FSA-925 has been selected, the Physical Location State and County Selection Screen will be displayed.

C Physical Location State and County Selection Screen

The functionality of the Physical Location State and County Selection Screen in Nationwide Customer Service is the same as FSA-925's being loaded in the home county (paragraph 355).

D Disaster Selection Screen

The functionality of the Disaster Selection Screen in Nationwide Customer Service is the same as FSA-925's being loaded in the home county (paragraph 356).

E Part B - Disaster Information Screen

The functionality of the Part B - Disaster Information Screen in Nationwide Customer Service is the same as FSA-925's being loaded in the home county (paragraph 357).

F Part C – Livestock Information Screen

The functionality of the Part C – Livestock Information Screen in Nationwide Customer Service is the same as FSA-925's being loaded in the home county (paragraph 358).

G Part C – Livestock Information (Continued) Screen

The functionality of the Part C – Livestock Information (Continued) Screen in Nationwide Customer Service is the same as FSA-925's being loaded in the home county (paragraph 359).

H Part D – Forage Information Drought Screen

The functionality of the Part D – Forage Information Drought Screen in Nationwide Customer Service is the same as FSA-925's being loaded in the home county (paragraph 360).

I Part D – Forage Information Drought (Continued) Screen

The functionality of the Part D – Forage Information Drought (Continued) Screen in Nationwide Customer Service is the same as FSA-925's being loaded in the home county (paragraph 361).--*

***--368 Nationwide Customer Service (Continued)**

J Part E – Forage Information Fire Screen

The functionality of the Part E – Forage Information Fire Screen in Nationwide Customer Service is the same as FSA-925's being loaded in the home county (paragraph 362).

K Producer Summary Screen

The functionality of the Producer Summary Screen is the same as FSA-925's being loaded in the home county, **except** that the approval date **cannot** be loaded. FSA-925 **must** be approved in the producer's home county (paragraph 363).

L County Office Action

County Offices that process nationwide customer service FSA-925's **must** do the following:

- immediately FAX a copy of the signed FSA-925 to the producer's home county
- mail the original signed FSA-925 to the producer's home county
- maintain a copy of the signed FSA-925.--*

369-400 (Reserved)

--Section 2 State Office Administrative Access*401 State Office Access to LFP Web Site****A Requesting Access**

If State Office administrative access has not already been requested for users in a State Office, requests shall be made according to the following:

- provide the National Office with all State employees who are to have access, and include the following:
 - State name
 - employee's legal first and last name
 - employee's USDA eAuthentication user ID
- FAX information to 202-720-0051, Attn: Neeru Gulati

Note: Include on the FAX that the request is for LFP State Office administrative access.

- contact PECD, Common Provisions Branch at 202-720-3464 with any questions or concerns.

Note: Additional employees can be added at any time by requesting access according to this subparagraph.

B Accessing Web-Based LFP

Access the LFP Home Page from FSA Applications Intranet web site at **http://fsaintranet.sc.egov.usda.gov/fsa/FSAIntranet_applications.html**. Under Production Adjustment and Disaster Programs, CLICK "**LFP – Livestock Forage Program**".

Note: Internet Explorer shall be used when accessing the LFP Home Page.--*

*--401 State Office Access to LFP Web Site (Continued)

C LFP Login Screen

State Office users will be prompted with the following Livestock Forage Program (LFP) Login Screen. CLICK “**LFP Login**” to continue.

USDA United States Department of Agriculture
Farm Service Agency Livestock Forage Program (LFP)

LFP Home About FSA Help Contact Us Exit LFP Logout of eAut

LFP Menu

Livestock Forage Program (LFP)

This Farm Service Agency web site is provided for producers to apply for benefits for LFP. LFP provides payments to eligible producers. This was a new program for 2008. LFP is calendar year specific as mandated by the 2008 Farm Bill.

[LFP Login](#)

USDA is committed to making its web pages accessible to all individuals. If you are a person with a disability and have trouble accessing or using our web site, please contact the FSA National Help Desk at (800)-255-2434 or the Centralized Help Desk at 800-457-3642, option 1, option 2. Please provide us with the specific URL with which you have a problem or concern.

Screen ID: LT08Signup000
Last Modified: 07/01/2009 10:14:41 AM [Back to Top ^](#)

D USDA eAuthentication Warning Screen

After users click “LFP Login”, the USDA eAuthentication Warning Screen will be displayed. CLICK “**I Agree**” to proceed, or “**Cancel**” to end the process.

E eAuthentication Login Screen

On the eAuthentication Login Screen, users must:

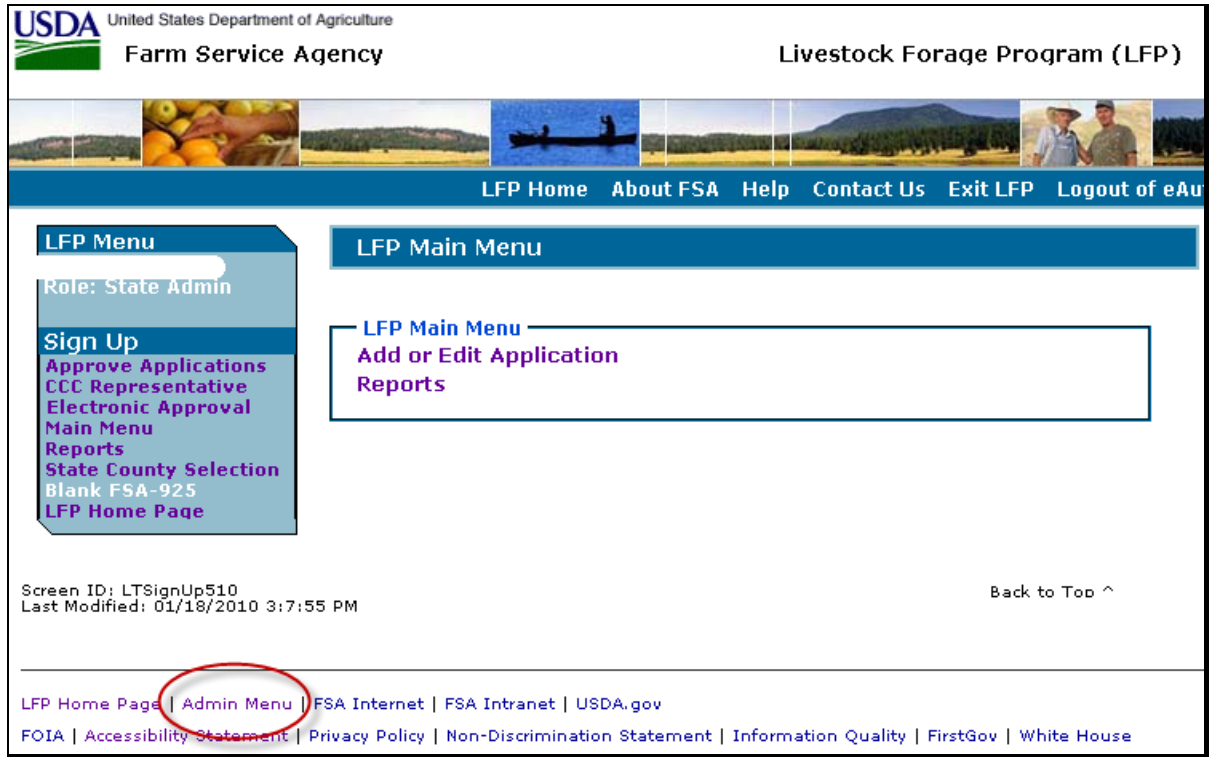
- enter user ID
- enter password
- CLICK “**Login**”.

The LFP Main Menu will be displayed.--*

*--402 LFP Main Menu

A Overview

After the State Office administrative user is logged in and has been authenticated, the following LFP Main Menu will be displayed.



B Action

At the bottom of the page, State Office administrative users shall CLICK “Admin Menu” to access the LFP normal grazing periods table.--*

***--403 LFP County Grazing Dates Maintenance**

A Overview

The LFP County Grazing Dates Maintenance Screen allows the user to add, edit, and delete normal grazing periods by pasture type by county.

B LFP County Grazing Dates Maintenance Screen

Following is an example of the LFP County Grazing Dates Maintenance Screen **before** year, State, and county selection.

USDA United States Department of Agriculture
Farm Service Agency Livestock Forage Program (LFP)

LFP Home About FSA Help Contact Us Exit LFP Logout of eAut

LFP Menu
Role: State Admin

LFP County Grazing Dates Maintenance

Go Back To the Admin Menu

Program Year: [v]
State: [v]
County: [v]

Pasture Type	Start Date	End Date
--------------	------------	----------

Save Cancel Go Back To the Admin Menu

Screen ID: LTPLT120
Last Modified: 07/23/2009 2:17:25 PM Back to Top ^

LFP Home Page | Admin Menu | FSA Internet | FSA Intranet | USDA.gov
FOIA | Accessibility Statement | Privacy Policy | Non-Discrimination Statement | Information Quality | FirstGov | White House

--*

*--403 LFP County Grazing Dates Maintenance (Continued)

B LFP County Grazing Dates Maintenance Screen (Continued)

Following is an example of the LFP County Grazing Dates Maintenance Screen **after** year, State, and county selection.

USDA United States Department of Agriculture
Farm Service Agency Livestock Forage Program (LFP)

LFP Home About FSA Help Contact Us Exit LFP Logout of eAut

LFP Menu
Role: State Admin

Go Back to Admin Menu

Program Year: 2008
State: Mississippi
County: Coahoma

Pasture Type	Start Date	End Date	
Small Grain	None	None	Reset
Sorghum Forage	None	None	Reset
Native Pasture	None	None	Reset
Improved Pasture	None	None	Reset
Rangeland	None	None	Reset

NOTE: Always press 'Save' after making Grazing Date changes.

Save Go Back to Admin Menu

Screen ID: LTPLT120
Last Modified: 09/28/2009 3:2:8 PM

Back to Top ^

LFP Home Page | Admin Menu | FSA Internet | FSA Intranet | USDA.gov
FOIA | Accessibility Statement | Privacy Policy | Non-Discrimination Statement | Information Quality | FirstGov | White House

--*

*--403 LFP County Grazing Dates Maintenance (Continued)

C Field Descriptions and Actions

The following table provides field descriptions and actions to be taken on the LFP County Grazing Dates Maintenance Screen.

Field	Description/Action
Program Year	Select program year to be updated.
State	After a program year is selected, the State to which the user is assigned will be displayed for selection. Select State to be updated.
County	<p>After a State is selected, the counties in that State will be displayed for selection. Select either of the following:</p> <ul style="list-style-type: none"> • a single county to be updated • the “Select Many” option to complete grazing dates maintenance on more than 1 county in the State at the same time; see subparagraph D for additional information on updating grazing dates to more than 1 county at the same time.
Pasture Type	Lists the pasture types to which grazing dates can be established.
Start Date/End Date	<p>If no grazing dates have been established, the word “None” will be displayed in these columns. CLICK “None” to display date entry. Users can use either of the following:</p> <ul style="list-style-type: none"> • drop-down menus to enter the start date • calendar option to select the start date. <p>If grazing dates have already been established, the start and end date will be displayed.</p> <p>To edit the existing start and end dates, click the date. The date drop-down menus and calendar option will be displayed. Make applicable changes.</p> <p>To delete the existing start and end dates, CLICK “Reset”. The start and end dates will be deleted and the word “None” will be displayed.</p>
Save	CLICK “Save” after adding, editing, or removing grazing dates.
Cancel	CLICK “Cancel” to cancel any changes that were made.
Go Back to the Admin Menu	The Administrator Menu will be displayed.

--*

*--403 LFP County Grazing Dates Maintenance (Continued)

D Multiple County Selection

Following is an example of the LFP County Grazing Dates Maintenance Screen when entering grazing dates for multiple counties at the same time.

The screenshot shows the 'LFP County Grazing Dates Maintenance' interface. At the top, it includes the USDA logo and 'Farm Service Agency' branding. A navigation bar contains links for 'LFP Home', 'About FSA', 'Help', 'Contact Us', 'Exit LFP', and 'Logout of eAu'. A sidebar on the left shows 'LFP Menu' and 'Role: State Admin'. A 'Go Back to Admin Menu' button is located in the top right.

Configuration fields include:

- Program Year: 2008
- State: Mississippi
- County: Select Many

	Pasture Type	Start Date	End Date	
<input type="checkbox"/>	Small Grain	▼/▼/▼	▼/▼/▼	Reset
<input type="checkbox"/>	Sorghum Forage	▼/▼/▼	▼/▼/▼	Reset
<input type="checkbox"/>	Native Pasture	▼/▼/▼	▼/▼/▼	Reset
<input type="checkbox"/>	Improved Pasture	▼/▼/▼	▼/▼/▼	Reset
<input type="checkbox"/>	Rangeland	▼/▼/▼	▼/▼/▼	Reset

NOTE: Always press 'Save' after making Grazing Date changes.

Buttons: Save, Go Back to Admin Menu

Apply change to Multiple Counties Select All

<input type="checkbox"/> Adams	<input type="checkbox"/> Alcorn	<input type="checkbox"/> Amite	<input type="checkbox"/> Attala
<input type="checkbox"/> Benton	<input type="checkbox"/> Bolivar	<input type="checkbox"/> Calhoun	<input type="checkbox"/> Carroll
<input type="checkbox"/> Chickasaw	<input type="checkbox"/> Choctaw	<input type="checkbox"/> Claiborne	<input type="checkbox"/> Clarke

Screen ID: LTPLT120
Last Modified: 09/28/2009 3:2:8 PM

Back to Top ^

Footer links: LFP Home Page | Admin Menu | FSA Internet | FSA Intranet | USDA.gov | FOIA | Accessibility Statement | Privacy Policy | Non-Discrimination Statement | Information Quality | FirstGov | White House

--*

403 LFP County Grazing Dates Maintenance (Continued)

D Multiple County Selection (Continued)

To update grazing dates to more than 1 county at the same time, check (✓) box next to the applicable pasture types to be updated, enter the start and end dates for the selected pasture types, and then do either of the following:

- check (✓) box next to “Select All” to update the grazing dates for the selected pasture types to all counties within the State
- check (✓) box next to the county names to update the grazing dates for the selected pasture types to individual counties within the State.

CLICK “Save” to update the grazing dates.

Note: Only the grazing dates for the selected pasture types will be updated to the selected counties.

404-409 (Reserved)

Section 3 (Reserved)

410-424 (Reserved)

--Section 4 General Payment Provisions*425 General Payment Provisions That Apply to LFP****A Introduction**

This part contains payment provisions that apply to LFP.

B Obtaining FSA-325

FSA-325 shall be completed, according to 1-CM, by individuals or entities requesting payment **earned** by a producer who has died, disappeared, or been declared incompetent subsequent to applying for LFP benefits. Payment shall be issued to the individuals or entities requesting payment using the deceased, incompetent, or disappeared producer's ID number.

Note: A revised FSA-925 is **not** required to be completed when payments are issued under the deceased, incompetent, or disappeared producer's ID number.

C Administrative Offset

LFP payments are subject to administrative offset provisions.

D Assignments

A producer entitled to a LFP payment may assign payments according to 63-FI.

E Bankruptcy

Bankruptcy status does **not** exclude a producer from requesting LFP benefits.

Contact the OGC Regional Attorney for guidance on issuing LFP payments on all bankruptcy cases.

F Payments Less Than \$1

The LFP payment processes will:

- issue payments that round to at least \$1
- **not** issue payments less than 50 cents.--*

***--425 General Payment Provisions That Apply to LFP (Continued)**

G Prompt Payment Due Dates

LFP payments are subject to the Prompt Payment Act. A prompt payment interest penalty payment is due if the payment is issued more than 30 calendar days after:

- date producer signs and submits a properly completed application and all supporting documentation required to issue the payment
- all OGC referrals are completed
- participant appeals are finalized.

See 61-FI for additional information on handling prompt payment interest penalties.--*

--426 Payment Limitation*A Payment Limitation Amount**

The payment limitation for LFP is \$100,000. The \$100,000 payment limitation is shared with the following programs:

- ELAP
- LIP
- SURE.

Note: See paragraph 181 for payment limitation rules as they apply to 2008 LFP.

B Effect of AGI on Payment Limitation for Entities

If a member of an entity is not eligible because of average AGI provisions, the payment limitation for the entity is reduced by the ineligible member's ownership share in the operation.

Example: ABC Corporation has 2 members, each with a 50 percent share. Member 1 does not meet average AGI provisions. The corporation has a \$100,000 payment limitation, but since Member 1 does not meet average AGI provisions, the payment limitation for the corporation is reduced by 50 percent and the maximum payment that can be issued to the corporation is \$50,000.

Note: Other payment eligibility provisions, such as conservation compliance, fraud, etc., do **not** affect the payment limitation for the entity because average AGI is the **only** payment eligibility that is checked for members of entities.--*

***--427 Payment Eligibility**

A Determining Payment Eligibility

The payment process reads the web-based eligibility system for the applicable year associated with FSA-925, to determine whether a producer or member of a joint operation is eligible to be paid. If the producer or member is ineligible to be paid, then the individual or entity will be listed on the nonpayment register with the applicable message. Eligibility flags must be updated before the producer or member can be paid. These flags should accurately reflect COC determinations.

B Eligibility Values

The following identifies web-based eligibility determinations applicable to LFP and how the system will use the web-based subsidiary eligibility data for payment processing.

Eligibility Determination	Value	Eligible for LFP
AD-1026	Certified	Yes
	Not Filed	No
	Good Faith Determination	Yes
	COC Exemption	Yes
	Awaiting Affiliate Certification	No
	Affiliate Violation	No
AGI Note: Applicable for 2009 through 2011.	Compliant - Producer	Yes
	Compliant – Agent	Yes
	Exempt	Yes
	Not Filed	No
	Not Met – COC	No
	Not Met – Producer	No
AGI – 2002 Farm Bill Note: Applicable for 2008 only.	Compliant – CCC-526	Yes
	Compliant – Agent	Yes
	Exempt	Yes
	Not Filed	No
	Not Met – COC	No
	Not Met – Producer	No

--*

*--427 Payment Eligibility (Continued)

B Eligibility Values (Continued)

Eligibility Determination	Value	Eligible for LFP
Conservation Compliance - Farm/Tract Eligibility	In Compliance	Yes
	Partial Compliance	Yes
	In Violation	No
	No Association	Yes
	Past Violation	Yes
	Reinstated	Yes
Controlled Substance	No Violation	Yes
	Growing	No
	Trafficking	No
	Possession	No
FCIC Fraud	Compliant	Yes
	Not Compliant	No
Person Eligibility – 2002 Farm Bill	COC Determination Completed	Yes
	Not Filed	No
Note: Applicable to 2008 only.	Awaiting Determination	No
	Awaiting Revision	No

C Eligibility Conditions Priority

If a producer has multiple invalid subsidiary eligibility conditions, only the highest priority ineligible condition will be printed on the Nonpayment Register. The following is the priority of conditions.

Priority	Condition
1	FCIC Fraud
2	Conservation Compliance
3	Controlled Substance
4	AD-1026
5	Person (2008 only)

--*

428 Funds Control

A eFunds Account

Funding for LFP has been established in eFunds with numeric accounting program code *--“2571”. LFP operates with a National allocation that does not require State or County allotments. State Office specialists with access to eFC Program Group Code--* “app.fsa.efc.grp.PECD.REGULAR” will automatically have access to LFP eFund “2571”.

As a rule, the National Office grants authority to the Regular eFC Program Group to no more than 2 State Office employees. * * *

As a result of changes in personnel, State Offices may require a change to employees with eFunds authority. State Offices should, by e-mail, submit requests to add and/or remove employees to **all** of the National Office contacts listed in subparagraph B. The e-mail request should include the following information for each employee:

- employee name
- e-Authentication user ID.

Note: If the request increases the number of employees to more than 2, be sure to include an employee whose authority should be removed.

*--B eFunds Allotment and Access

Efunds for LFP are maintained at the National level so State Office specialist with access to PEC.D.REGULAR will have read-only access. State Offices shall submit requests by e-mail for access and/or to remove employees to **all** of the following:

- lisa.berry@wdc.usda.gov
- tina.nemec@wdc.usda.gov
- lenior.simmons@wdc.usda.gov--*

429-434 (Reserved)

***--Section 5 Issuing LFP Payments**

435 Overview

A Supporting Files for Integrated Payment Processing

The LFP payment process is a web-based integrated process that reads a wide range of information from other program determinations and values to determine whether a payment should be issued, the amount of the gross payment, reductions, and net payment amount. For payments to be calculated correctly, all supporting files must be updated correctly, including the following.

Type of Information	How Information Is Used for Payment Processing	Source
FSA-925 Data	To compute the payment amount for the producer.	Web-based LFP Application Software
Payment Eligibility Information	To determine whether the producer and members of a joint operation (for 2009 and future) are eligible for payment for the year in which FSA-925 was filed.	Web-based Eligibility System
General Name and Address Information	To determine the producer's business type and general name and address information.	SCIMS
Entity and Joint Operation Information	<p>To determine the following for the year in which FSA-925 is filed:</p> <ul style="list-style-type: none"> • member contribution value • substantive change value • for 2008 LFP members and members share of the following: <ul style="list-style-type: none"> • general partnership • joint ventures • for 2009 and subsequent year LFP members and members share of the following: <ul style="list-style-type: none"> • general partnership • joint ventures • entities. 	Entity and joint operation control county mainframe record.
Combined Producer Information	To determine whether the LFP producer or members of entities or joint operations are combined with other producers to ensure the payment limitation is controlled properly.	Combined Producer System
Available Payment Limitation	To determine payment limitation availability.	Payment Limitation System
Financial Related Information	Calculated payment information is provided to NPS. Determined overpayment amount is provided to NRRS.	NPS or NRRS

--*

435 Overview (Continued)

B Actions To Be Completed Before Issuing Payments

The following provides actions that must be completed **before** issuing payments. COC, CED, or designee shall ensure that the actions are completed.

Step	Action
1	Ensure that FSA-925 has been approved and approval date has been recorded into the applicable software according to paragraph 365.
2	Ensure that AD-1026 is on file for the applicable year for producers seeking benefits and that the eligibility information is recorded in the web-based Eligibility System.
3	Ensure that the following is on file for legal entities: <ul style="list-style-type: none"> • CCC-502 for 2008 LFP according to 1-PL • CCC-901 for 2009 through 2011 LFP according to 4-PL.
4	For producers seeking benefits, ensure that the certification information is recorded in the web-based Eligibility System and that the following is on file: <ul style="list-style-type: none"> • CCC-526 for 2008 LFP according to 3-PL •*--CCC-926 for 2009 through 2011 LFP according to 3-PL (Rev. 1), if CCC-926 was filed before September 1, 2011 • CCC-931 for 2011 LFP, according to 3-PL (Rev. 1), if CCC-926 was not filed before September 1, 2011.--*
5	Ensure that all eligibility determinations have been updated according to the determinations made by COC for producers and members of joint operations. <p>Notes: See:</p> <ul style="list-style-type: none"> • 3-PL for 2008 LFP • 3-PL (Rev. 1) for 2009 through 2011 LFP.
6	Ensure that the joint operation and entity files are updated correctly for the applicable year. See 2-PL.
7	Ensure that member contribution and substantive change values are updated according to 4-PL. <p>Note: Applies to 2009 through 2011 LFP only.</p>
8	Ensure that combined producer files are updated correctly for the applicable year. <p>Notes: See:</p> <ul style="list-style-type: none"> • 3-PL for 2008 LFP • 3-PL (Rev. 1) for 2009 through 2011 LFP.
9	Ensure that all adjustments to payment limitation have been updated for the producer or member. <p>Notes: See:</p> <ul style="list-style-type: none"> • 3-PL for 2008 LFP • 3-PL (Rev. 1) for 2009 through 2011 LFP.
10	Ensure that all assignment and joint payees have been updated in Financial Services if CCC-36, CCC-37, or both that are filed for 2008 through 2011 LFP.

***--436 Payment Calculations for LFP**

A LFP Payment Rates

Payment rates have been established by DAFP for eligible livestock. See subparagraph 182 C for LFP payment rates.

B LFP Payment Calculation Variables

The LFP payment calculation will be based on a number of variables such as:

- number of livestock
- share
- payment rate
- factors
- acres
- carrying capacity
- permit days
- other payments received for loss.

C LFP Payment Calculation

LFP payments can be calculated manually using FSA-925-1.--*

***--437 Computing Payments and Overpayments**

A Computing Payment and Overpayment Amounts

The LFP payment process is an integrated process that reads a wide range of files to determine the payment and overpayment amount. The following is a high level processing sequence of how software will calculate LFP payments or overpayment for producers.

Step	Action
1	Payment is triggered according to subparagraph 437 B.
2	Determine if there is an unsigned payment for the producer in NPS, and if so, cancel the payment in NPS.
3	Determine the gross payment amount for the producer according to subparagraph 439.
4	Determine if the producer is an entity or joint operation, and if so, obtain member information.
5	Determine if the producer and/or members are eligible for payment.
6	Provide the following to the direct attribution process for producer: <ul style="list-style-type: none"> • gross payment amount • 1 reason producer is ineligible because of subsidiary eligibility provisions, if applicable.
7	Direct attribution will determine the following: <ul style="list-style-type: none"> • reduction amounts • payment limitation availability • net payment or overpayment amount • reasons for nonpayment or overpayment.
8	Determine the net payment or overpayment amount.
9	Determine if eFunds are available for the payment.
10	Provide the payment or overpayment amount, as applicable, to either of the following: <ul style="list-style-type: none"> • NPS • NRRS.
11	Update the Nonpayment Register with applicable information
12	Update the Payment History with applicable information.

--*

*--437 Computing Payments and Overpayments (Continued)

B Triggering Payments

Payments will be “triggered” through events that occur throughout the web-based software. As a result, processing will now be “behind the scenes” for the most part. Calculations and determinations will occur during the evening and nighttime hours without user intervention. The following is an explanation of the types of triggers that will occur during payment processing.

Trigger	Description
Initial	When payment software is released, a process will automatically run to determine all FSA-925’s that are approved for payment. This will initiate the process described in subparagraph A and does not require any County Office user interaction. The following will occur automatically: <ul style="list-style-type: none"> • payments will be sent to NPS for certification and signature • overpayments will be sent to NRRS.
Primary	Once the initial payments are triggered, subsequent payments will be initiated when County Office users approve FSA-925. Entering the COC approval date initiates the payment process for the selected FSA-925’s.
Secondary	Payments that cannot be issued during any payment process are sent to the Nonpayment Report. If a condition causing the producer to be on the Nonpayment Report is corrected, the payment will be triggered to reprocess to determine if the payment can be issued. Note: See CM-9 for information on the nonpayment report.
Tertiary	The payment system will periodically recalculate all payments.

--*

--437.5 2008 LFP Payment Processing*A 2008 LFP Payments**

2008 LFP payment processing has been disabled.

If an overpayment has occurred for a 2008 LFP payment, then enter the overpayment according to 64-FI.

To receive authorization to issue a 2008 LFP payment, State Offices shall submit a request through the SharePoint web site according to subparagraph B. The SharePoint web site will allow users to:

- submit:
 - documentation for the original request
 - additional documentation, when applicable
- track the status of the request
- obtain a copy of the authorization or denial
- notify the applicable National Office program specialist of the submitted request.

Note: Although the authorization or denial will be updated to the case documentation on the SharePoint web site by the applicable National Office program specialist, the official response will be e-mailed to SED and the requesting State Office specialist.

B SharePoint Web Site and User Guide

To provide documentation for payment authorization requests and to learn how to use the SharePoint web site, the following actions shall be completed:

- access the SharePoint web site at
https://fsa.sc.egov.usda.gov/mgr/dafp/PECD/payment_auth/default.aspx
- in the Shared Documents section, CLICK “**SharePoint User Guide**”.

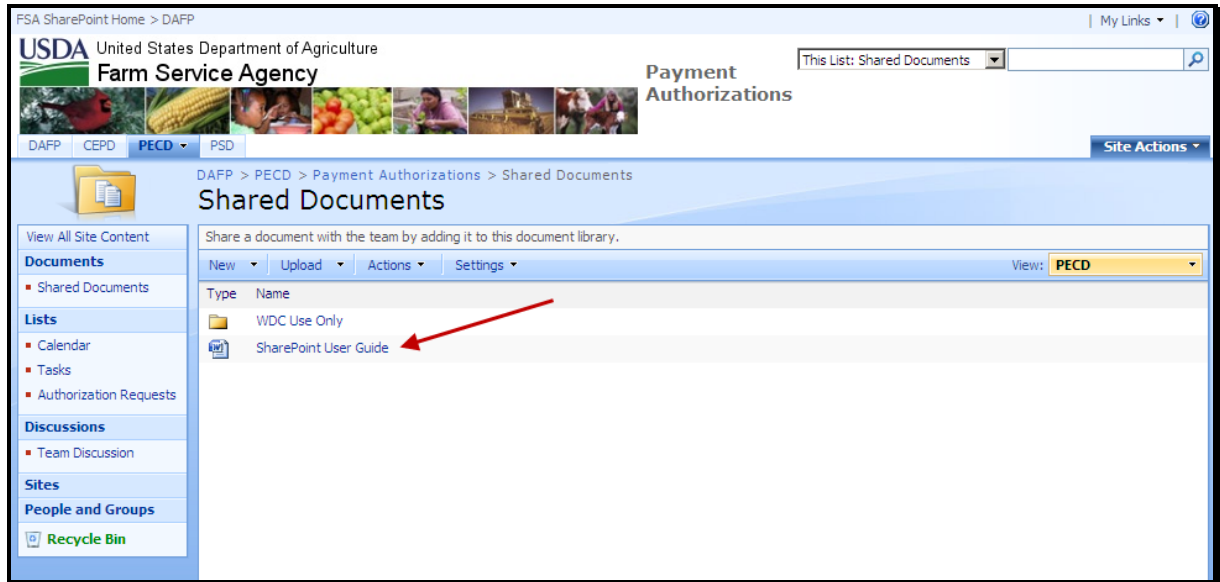
Important: The SharePoint User Guide will provide instructions on using the web site effectively, as well as the areas to be updated and areas designated for National Office use only.

It is advised that **all** applicable State Office specialists review the SharePoint User Guide to ensure that the SharePoint web site is used as effectively as possible.--*

*--437.5 2008 LFP Payment Processing (Continued)

B SharePoint Web Site and User Guide (Continued)

This following is an example of the SharePoint User Guide location.

**C Authorized Users**

The SharePoint web site can be accessed only by State Office specialists who are responsible for programs administered by PECD.

To request access or provide State Office specialist personnel changes for LFP, the name of the specialist must be submitted in an e-mail to **all** of the following:

- **tina.nemec@wdc.usda.gov**
- **lenior.simmons@wdc.usda.gov**
- **tracey.smith@wdc.usda.gov.--***

--437.5 2008 LFP Payment Processing (Continued)*D Documentation for 2008 LFP Payment Request**

The following documentation will be required for 2008 LFP payments that are due the producer, but were not issued before payment software was disabled:

- an explanation of why the 2008 LFP payment was **not** issued before payment software was disabled, including the payment amount being requested
- FSA-925

Note: Processing options for the 2008 LFP Application are open to allow the County Office to enter the most up-to-date information on the application. This will provide for proper calculations on the Estimated Calculated Payment Report.

- 2008 LFP Estimated Calculated Payment Report

Note: Ensure that FSA-925 has been updated with the most current information before printing the Estimated Calculated Payment Report.

- 2008 LFP Payment History Report – Detail for the producer

Reminder: If the producer is a joint operation, Payment History Report – Detail **must** be submitted for **each** member of the joint operation.

Payment History Report – Detail **must** be submitted for **each** combined producer, if applicable.

- 2008 MABDIG for **each**:
 - producer
 - affected member of the joint operation
- 2008 Subsidiary Eligibility print for **each**:
 - producer
 - affected member of the joint operation
- other documentation about the case, such as NAD decision, FSA-321's, or receivable report, if applicable.--*

***--437.5 2008 LFP Payment Processing (Continued)**

E State Office Responsibility

State Offices shall:

- review the case file before submission to the National Office to ensure that the:
 - amount being requested has been earned by the producer
 - case file contains all required documentation as provided in subparagraph D before submitting the request
- upload payment authorization documentation through the SharePoint web site provided in subparagraph B
- be aware that authorization or denial will be:
 - e-mailed to SED and the requesting State Office specialist
 - available through the SharePoint web site
- ensure that State Office specialist personnel changes are provided to the National Office according to subparagraph C.--*

438 LFP Payment Reports

A Displaying or Printing LFP Payment Reports

LFP Payment Reports are available to provide information about each payment or nonpayment. Most of the payment reports have information that is common between program areas so information about these reports is in 9-CM. The Estimated Calculated Payment Report and the Payment History Report – Detail have program specific data so information for these reports is in 1-LDAP.

LFP Payment Report information is available according to the following.

Report Name	Type of Data	Reference
Estimated Calculated Payment Report	Live	paragraph 439
Submitted Payments Report	Live	9-CM, paragraph 63
Submitted Overpayments Report	Live	9-CM, paragraph 64
Pending Overpayments Report	Live	9-CM, paragraph 65
Nonpayment/Reduction Report	Report Database	9-CM, paragraph 66
Insufficient Funds Report	Live	9-CM, paragraph 67
Payments Computed to Zero Report	Live	9-CM, paragraph 68
Payment History Report – Summary	Report Database	9-CM, paragraph 69
Payment History Report – Detail	Report Database	paragraph 440

Note: See 9-CM, paragraph 52 for complete instructions on accessing the Common Payment Report System.

***--439 LFP Estimated Calculated Payment Report**

A Background

The LFP Estimated Calculated Payment Report is a computer-generated report that prints a summarized estimated calculated payment amount for a producer based on data currently loaded in FSA-925.

B LFP Estimated Calculated Payment Report Description

The following information will be displayed/printed on the Estimated Calculated Payment Report.

Notes: If Parts A through I do not have any data to display/print, with the exception of Part E, only the title and headings for the applicable part will display/print.

Part E will only display/print for those pasture types the producer provided information for on FSA-925. As a result, the summary information for Part E will only display/print after the **last** Part E that is displayed/printed.

Field	Description	FSA-925, Item
Calendar Year	Year associated with FSA-925 that was filed by the affected producer.	2
Program Name	Livestock Forage Disaster Program	
State	State associated to the selected county.	
County	County as selected.	3
Producer Name and Address	Name and address of the producer associated with the LFP application.	6
Date	Date the Estimated Calculated Payment Report was printed.	
Application Number	Number of the LFP application.	5
Application Status	The status of the application as follows: <ul style="list-style-type: none"> • signed • approved • disapproved. 	42C or 45

--*

*--439 LFP Estimated Calculated Payment Report (Continued)

B LFP Estimated Calculated Payment Report Description (Continued)

Field	Description	FSA-925, Item
Part A – Livestock Information – Drought – Current Year Inventory and Current Year Mitigated		
Livestock Number	Corresponding number assigned to each livestock kind, type, and weight range.	12
Livestock Kind Type and Weight Range	Kind, type, and weight range of livestock.	13
Current Year Inventory	Number of Current Year Inventory Livestock or Adjusted Current Year Inventory Livestock.	14 or 18
Current Year Mitigated	Number of Current Year Mitigated Livestock or Adjusted Current Year Mitigated Livestock.	15 or 19
Number of Livestock	Number of Livestock is determined by adding the following: <ul style="list-style-type: none"> • Current Year Inventory, plus • Current Year Mitigated. 	
Share	Producer’s share in the livestock for the applicable livestock kind, type, and weight range.	17
Payment Rate	Payment rate for the applicable livestock kind, type, and weight range.	
Livestock Monthly Feed Cost	Livestock Monthly Feed Cost for the livestock kind, type, and weight range is determined by multiplying the following: <ul style="list-style-type: none"> • Number of Livestock, times • Share, times • Payment Rate. 	
Total Livestock Monthly Feed Cost – Current Year	Total of all Livestock Monthly Feed Costs in Part A.	

--*

*--439 LFP Estimated Calculated Payment Report (Continued)

B LFP Estimated Calculated Payment Report Description (Continued)

Field	Description	FSA-925, Item
Part B – Livestock Information – Drought – Mitigated Livestock From Prior Years		
Livestock Number	Corresponding number assigned to each livestock kind, type, and weight range.	12
Livestock Kind Type and Weight Range	Kind, type, and weight range of livestock.	13
Number of Livestock	Number of Prior Years Mitigated Livestock.	16 or 20
Share	Producer’s share in the livestock for the applicable livestock kind, type, and weight range.	17
Payment Rate	Payment rate for the applicable livestock kind, type, and weight range.	
Mitigated Partial Compensation Factor	80 percent.	
Livestock Monthly Feed Cost	Livestock Monthly Feed Cost for the livestock kind, type, and weight range is determined by multiplying the following: <ul style="list-style-type: none"> • Number of Livestock, times • Share, times • Mitigated Partial Compensation Factor, times • Payment Rate. 	
Total Livestock Monthly Feed Cost – Prior Year Mitigated Livestock	Total of all Livestock Monthly Feed Costs in Part B.	

--*

439 LFP Estimated Calculated Payment Report (Continued)

B LFP Estimated Calculated Payment Report Description (Continued)

Field	Description	FSA-925, Item
Part C – Forage Information – Drought – Owned or Cashed Leased Land		
Livestock Number	Corresponding number assigned to each livestock kind, type, and weight range.	21
Pasture Type	Pasture type the livestock kind, type, and weight range is associated to.	22
Acres	Acres associated to the Pasture Type.	23 or 25
Carrying Capacity	Carrying capacity for the Pasture Type.	24
Maximum AU's	Maximum AU's are determined by dividing the following: <ul style="list-style-type: none"> • Acres, divided by • Carrying Capacity. 	
Monthly Value of Forage	Established monthly value of forage for the applicable calendar year as follows: <ul style="list-style-type: none"> • \$29.96 for 2008 • \$40.04 for 2009 • \$35.37 for 2010 •*--\$34.57 for 2011.--* 	
Carrying Capacity Monthly Feed Cost	Carrying Capacity Monthly Feed Cost is determined by multiplying the following: <ul style="list-style-type: none"> • Maximum AU's, times • Monthly Value of Forage. 	
Part D – Forage Information – Drought – AUM or Animal Unit Leases		
Livestock Number	Corresponding number assigned to each livestock kind, type, and weight range.	26
Pasture Type	Pasture type the livestock kind, type, and weight range is associated to.	27
Animal Units	Animal units allowed by the Pasture Type.	28 or 29
Monthly Value of Forage	Established monthly value of forage for the applicable calendar year as follows: <ul style="list-style-type: none"> • \$29.96 for 2008 • \$40.04 for 2009 • \$35.37 for 2010 •*--\$34.57 for 2011.--* 	
Carrying Capacity Monthly Feed Cost	Carrying Capacity Monthly Feed Cost is determined by multiplying the following: <ul style="list-style-type: none"> • Animal Units, times • Monthly Value of Forage. 	

*--439 LFP Estimated Calculated Payment Report (Continued)

B LFP Estimated Calculated Payment Report Description (Continued)

Field	Description	FSA-925, Item
Part E – Net Payment Calculation for Drought – Small Grains		
Livestock Monthly Feed Cost – Current Year	The sum of the Livestock Monthly Feed Cost in Part A for the specific livestock grazing small grains in Part C.	
Livestock Monthly Feed Cost – Prior Year Mitigated Livestock	The sum of the Livestock Monthly Feed Cost in Part B for the specific livestock grazing small grains in Part D.	
Total Livestock Monthly Feed Cost	Total Livestock Monthly Feed Cost is determined by adding the following: <ul style="list-style-type: none"> • Livestock Monthly Feed Cost – Current Year in Part E for small grains, plus • Livestock Monthly Feed Cost – Prior Year Mitigated Livestock in Part E for small grains. 	
Carrying Capacity Monthly Feed Cost – Drought Owned/Leased Land	The Carrying Capacity Monthly Feed Cost in Part C for the livestock kind, type, and weight range associated to small grains.	
Carrying Capacity Monthly Feed Cost – Drought AUM or AU Leases	The Carrying Capacity Monthly Feed Cost in Part D for the livestock kind, type, and weight range associated to small grains.	
Total Carrying Capacity Monthly Feed Cost	Total Carrying Capacity Monthly Feed Cost is determined by adding the following: <ul style="list-style-type: none"> • Carrying Capacity Monthly Feed Cost – Drought Owned/Leased Land in Part E for small grains, plus • Carrying Capacity Monthly Feed Cost – Drought AUM or AU Leases in Part E for small grains. 	
Monthly Feed Cost	Monthly Feed Cost is the smaller of the following: <ul style="list-style-type: none"> • Total Livestock Monthly Feed Cost in Part E for small grains • Total Carrying Capacity Monthly Feed Cost in Part E for small grains. 	
National Payment Reduction Factor	Drought National Payment Factor of 60 percent.	

--*

*--439 LFP Estimated Calculated Payment Report (Continued)

B LFP Estimated Calculated Payment Report Description (Continued)

Field	Description	FSA-925, Item
Part E – Net Payment Calculation for Drought – Small Grains		
Calculated Monthly Payment Rate	Calculated Monthly Payment Rate is determined by multiplying the following: <ul style="list-style-type: none"> • Monthly Feed Cost in Part E for small grains, times • National Payment Reduction Factor in Part E for small grains. 	
Drought Intensity Factor	Drought Intensity Factor will be 1 of the following: <ul style="list-style-type: none"> • D2 drought intensity = a factor of 1 • D3 drought intensity = a factor of 2 • D4 drought intensity = a factor of 3. 	
Calculated Payment Amount	Calculated Payment Amount is determined by multiplying the following: <ul style="list-style-type: none"> • Calculated Monthly Payment Rate in Part E for small grains, times • Drought Intensity Factor in Part E for small grains. 	
Total Livestock Monthly Feed Costs – Current Year	Total Livestock Monthly Feed Cost – Current Year in Part A.	
Total Livestock Monthly Feed Costs – Prior Year Mitigated Livestock	Total Livestock Monthly Feed Costs – Prior Year Mitigated Livestock in Part B.	
Maximum No. Months	3.	
National Payment Reduction Factor	Drought National Payment Factor of 60 percent.	
Maximum Payment Amount	Maximum Payment Amount is determined by completing the following: <ul style="list-style-type: none"> • Total Livestock Monthly Feed Costs – Current Year in Part E for small grains, plus • Total Livestock Monthly Feed Costs – Prior Year Mitigated Livestock in Part E for small grains, times • Maximum No. of Months in Part E, times • National Payment Reduction Factor in Part E. 	

--*

*--439 LFP Estimated Calculated Payment Report (Continued)

B LFP Estimated Calculated Payment Report Description (Continued)

Field	Description	FSA-925, Item
Part E – Net Payment Calculation for Drought – Small Grains		
Previous Pasture Types Amount	The Previous Pasture Types Amount will always be zero for small grains.	
Adjusted Maximum Payment Amount	Maximum Payment Amount from Part E.	
Net Calculated Payment – Small Grains	Net Calculated Payment – Small Grains is the smaller of the following: <ul style="list-style-type: none"> • Calculated Payment Amount in Part E for small grains • Adjusted Maximum Payment Amount in Part E for small grains. 	

--*

*--439 LFP Estimated Calculated Payment Report (Continued)

B LFP Estimated Calculated Payment Report Description (Continued)

Field	Description	FSA-925, Item
Part E – Net Payment Calculation for Drought – Native Pasture		
Livestock Monthly Feed Cost – Current Year	The sum of the Livestock Monthly Feed Cost in Part A for the specific livestock grazing native pasture in Part C.	
Livestock Monthly Feed Cost – Prior Year Mitigated Livestock	The sum of the Livestock Monthly Feed Cost in Part B for the specific livestock grazing native pasture in Part D.	
Total Livestock Monthly Feed Cost	Total Livestock Monthly Feed Cost is determined by adding the following: <ul style="list-style-type: none"> • Livestock Monthly Feed Cost – Current Year in Part E for native pasture, plus • Livestock Monthly Feed Cost – Prior Year Mitigated Livestock in Part E for native pasture. 	
Carrying Capacity Monthly Feed Cost – Drought Owned/Leased Land	The Carrying Capacity Monthly Feed Cost in Part C for the livestock kind, type, and weight range associated to native pasture.	
Carrying Capacity Monthly Feed Cost – Drought AUM or AU Leases	The Carrying Capacity Monthly Feed Cost in Part D for the livestock kind, type, and weight range associated to native pasture.	
Total Carrying Capacity Monthly Feed Cost	Total Carrying Capacity Monthly Feed Cost is determined by adding the following: <ul style="list-style-type: none"> • Carrying Capacity Monthly Feed Cost – Drought Owned/Leased Land in Part E for native pasture, plus • Carrying Capacity Monthly Feed Cost – Drought AUM or AU Leases in Part E for native pasture. 	
Monthly Feed Cost	Monthly Feed Cost is the smaller of the following: <ul style="list-style-type: none"> • Total Livestock Monthly Feed Cost in Part E for native pasture • Total Carrying Capacity Monthly Feed Cost in Part E for native pasture. 	
National Payment Reduction Factor	Drought National Payment Factor of 60 percent.	

--*

*--439 LFP Estimated Calculated Payment Report (Continued)

B LFP Estimated Calculated Payment Report Description (Continued)

Field	Description	FSA-925, Item
Part E – Net Payment Calculation for Drought – Native Pasture		
Calculated Monthly Payment Rate	Calculated Monthly Payment Rate is determined by multiplying the following: <ul style="list-style-type: none"> • Monthly Feed Cost in Part E for native pasture, times • National Payment Reduction Factor in Part E for native pasture. 	
Drought Intensity Factor	Drought Intensity Factor will be one of the following: <ul style="list-style-type: none"> • D2 drought intensity = a factor of 1 • D3 drought intensity = a factor of 2 • D4 drought intensity = a factor of 3. 	
Calculated Payment Amount	Calculated Payment Amount is determined by multiplying the following: <ul style="list-style-type: none"> • Calculated Monthly Payment Rate in Part E for native pasture, times • Drought Intensity Factor in Part E for native pasture. 	
Total Livestock Monthly Feed Costs – Current Year	Total Livestock Monthly Feed Cost – Current Year in Part A.	
Total Livestock Monthly Feed Costs – Prior Year Mitigated Livestock	Total Livestock Monthly Feed Costs – Prior Year Mitigated Livestock in Part B.	
Maximum No. Months	3.	
National Payment Reduction Factor	Drought National Payment Factor of 60 percent.	

--*

*--439 LFP Estimated Calculated Payment Report (Continued)

B LFP Estimated Calculated Payment Report Description (Continued)

Field	Description	FSA-925, Item
Part E – Net Payment Calculation for Drought – Native Pasture		
Maximum Payment Amount	Maximum Payment Amount is determined by completing the following: <ul style="list-style-type: none"> • Total Livestock Monthly Feed Costs – Current Year in Part E for native pasture, plus • Total Livestock Monthly Feed Costs – Prior Year Mitigated Livestock in Part E for native pasture, times • Maximum No. of Months in Part E, times • National Payment Reduction Factor in Part E. 	
Previous Pasture Types Amount	Net Calculated Payment – Small Grains in Part E	
Adjusted Maximum Payment Amount	The Adjusted Maximum Payment Amount is determined by subtracting the following: <ul style="list-style-type: none"> • Maximum Payment Amount in Part E, minus • Net Calculated Payment – Small Grains in Part E 	
Net Calculated Payment – Native Pasture	Net Calculated Payment – Native Pasture is the smaller of the following: <ul style="list-style-type: none"> • Calculated Payment Amount in Part E for native pasture • Adjusted Maximum Payment Amount in Part E for native pasture. 	

--*

*--439 LFP Estimated Calculated Payment Report (Continued)

B LFP Estimated Calculated Payment Report Description (Continued)

Field	Description	FSA-925, Item
Part E – Net Payment Calculation for Drought – Improved Pasture		
Livestock Monthly Feed Cost – Current Year	The sum of the Livestock Monthly Feed Cost in Part A for the specific livestock grazing improved pasture in Part C.	
Livestock Monthly Feed Cost – Prior Year Mitigated Livestock	The sum of the Livestock Monthly Feed Cost in Part B for the specific livestock grazing improved pasture in Part D.	
Total Livestock Monthly Feed Cost	Total Livestock Monthly Feed Cost is determined by adding the following: <ul style="list-style-type: none"> • Livestock Monthly Feed Cost – Current Year in Part E for improved pasture, plus • Livestock Monthly Feed Cost – Prior Year Mitigated Livestock in Part E for improved pasture. 	
Carrying Capacity Monthly Feed Cost – Drought Owned/Leased Land	The Carrying Capacity Monthly Feed Cost in Part C for the livestock kind, type, and weight range associated to improved pasture.	
Carrying Capacity Monthly Feed Cost – Drought AUM or AU Leases	The Carrying Capacity Monthly Feed Cost in Part D for the livestock kind, type, and weight range associated to improved pasture.	
Total Carrying Capacity Monthly Feed Cost	Total Carrying Capacity Monthly Feed Cost is determined by adding the following: <ul style="list-style-type: none"> • Carrying Capacity Monthly Feed Cost – Drought Owned/Leased Land in Part E for improved pasture, plus • Carrying Capacity Monthly Feed Cost – Drought AUM or AU Leases in Part E for improved pasture. 	
Monthly Feed Cost	Monthly Feed Cost is the smaller of the following: <ul style="list-style-type: none"> • Total Livestock Monthly Feed Cost in Part E for improved pasture • Total Carrying Capacity Monthly Feed Cost in Part E for improved pasture. 	
National Payment Reduction Factor	Drought National Payment Factor of 60 percent.	

--*

*--439 LFP Estimated Calculated Payment Report (Continued)

B LFP Estimated Calculated Payment Report Description (Continued)

Field	Description	FSA-925, Item
Part E – Net Payment Calculation for Drought – Improved Pasture		
Calculated Monthly Payment Rate	Calculated Monthly Payment Rate is determined by multiplying the following: <ul style="list-style-type: none"> • Monthly Feed Cost in Part E for improved pasture, times • National Payment Reduction Factor in Part E for improved pasture. 	
Drought Intensity Factor	Drought Intensity Factor will be one of the following: <ul style="list-style-type: none"> • D2 drought intensity = a factor of 1 • D3 drought intensity = a factor of 2 • D4 drought intensity = a factor of 3. 	
Calculated Payment Amount	Calculated Payment Amount is determined by multiplying the following: <ul style="list-style-type: none"> • Calculated Monthly Payment Rate in Part E for improved pasture, times • Drought Intensity Factor in Part E for improved pasture. 	
Total Livestock Monthly Feed Costs – Current Year	Total Livestock Monthly Feed Cost – Current Year in Part A.	
Total Livestock Monthly Feed Costs – Prior Year Mitigated Livestock	Total Livestock Monthly Feed Costs – Prior Year Mitigated Livestock in Part B.	
Maximum No. Months	3.	
National Payment Reduction Factor	Drought National Payment Factor of 60 percent.	

--*

*--439 LFP Estimated Calculated Payment Report (Continued)

B LFP Estimated Calculated Payment Report Description (Continued)

Field	Description	FSA-925, Item
Part E – Net Payment Calculation for Drought – Improved Pasture		
Maximum Payment Amount	Maximum Payment Amount is determined by completing the following: <ul style="list-style-type: none"> • Total Livestock Monthly Feed Costs – Current Year in Part E for improved pasture, plus • Total Livestock Monthly Feed Costs – Prior Year Mitigated Livestock in Part E for improved pasture, times • Maximum No. of Months in Part E, times • National Payment Reduction Factor in Part E. 	
Previous Pasture Types Amount	Previous Pasture Types Amount is determined by adding the following: <ul style="list-style-type: none"> • Net Calculated Payment – Small Grains in Part E, plus • Net Calculated Payment – Native Pasture in Part E 	
Adjusted Maximum Payment Amount	The Adjusted Maximum Payment Amount is determined by subtracting the following: <ul style="list-style-type: none"> • Maximum Payment Amount in Part E, minus • Previous Pasture Types Amount in Part E for improved pasture. 	
Net Calculated Payment – Improved Pasture	Net Calculated Payment – Improved Pasture is the smaller of the following: <ul style="list-style-type: none"> • Calculated Payment Amount in Part E for improved pasture • Adjusted Maximum Payment Amount in Part E for improved pasture. 	

--*

*--439 LFP Estimated Calculated Payment Report (Continued)

B LFP Estimated Calculated Payment Report Description (Continued)

Field	Description	FSA-925 Item
Part E – Net Payment Calculation for Drought – Forage Sorghum		
Livestock Monthly Feed Cost – Current Year	The sum of the Livestock Monthly Feed Cost in Part A for the specific livestock grazing forage sorghum in Part C.	
Livestock Monthly Feed Cost – Prior Year Mitigated Livestock	The sum of the Livestock Monthly Feed Cost in Part B for the specific livestock grazing forage sorghum in Part D.	
Total Livestock Monthly Feed Cost	Total Livestock Monthly Feed Cost is determined by adding the following: <ul style="list-style-type: none"> • Livestock Monthly Feed Cost – Current Year in Part E for forage sorghum, plus • Livestock Monthly Feed Cost – Prior Year Mitigated Livestock in Part E for forage sorghum. 	
Carrying Capacity Monthly Feed Cost – Drought Owned/Leased Land	The Carrying Capacity Monthly Feed Cost in Part C for the livestock kind, type, and weight range associated to forage sorghum.	
Carrying Capacity Monthly Feed Cost – Drought AUM or AU Leases	The Carrying Capacity Monthly Feed Cost in Part D for the livestock kind, type, and weight range associated to forage sorghum.	
Total Carrying Capacity Monthly Feed Cost	Total Carrying Capacity Monthly Feed Cost is determined by adding the following: <ul style="list-style-type: none"> • Carrying Capacity Monthly Feed Cost – Drought Owned/Leased Land in Part E for forage sorghum, plus • Carrying Capacity Monthly Feed Cost – Drought AUM or AU Leases in Part E for forage sorghum. 	
Monthly Feed Cost	Monthly Feed Cost is the smaller of the following: <ul style="list-style-type: none"> • Total Livestock Monthly Feed Cost in Part E for forage sorghum • Total Carrying Capacity Monthly Feed Cost in Part E for forage sorghum. 	
National Payment Reduction Factor	Drought National Payment Factor of 60 percent.	

--*

*--439 LFP Estimated Calculated Payment Report (Continued)

B LFP Estimated Calculated Payment Report Description (Continued)

Field	Description	FSA-925, Item
Part E – Net Payment Calculation for Drought – Forage Sorghum		
Calculated Monthly Payment Rate	Calculated Monthly Payment Rate is determined by multiplying the following: <ul style="list-style-type: none"> • Monthly Feed Cost in Part E for forage sorghum, times • National Payment Reduction Factor in Part E for forage sorghum. 	
Drought Intensity Factor	Drought Intensity Factor will be one of the following: <ul style="list-style-type: none"> • D2 drought intensity = a factor of 1 • D3 drought intensity = a factor of 2 • D4 drought intensity = a factor of 3. 	
Calculated Payment Amount	Calculated Payment Amount is determined by multiplying the following: <ul style="list-style-type: none"> • Calculated Monthly Payment Rate in Part E for forage sorghum, times • Drought Intensity Factor in Part E for forage sorghum. 	
Total Livestock Monthly Feed Costs – Current Year	Total Livestock Monthly Feed Cost – Current Year in Part A.	
Total Livestock Monthly Feed Costs – Prior Year Mitigated Livestock	Total Livestock Monthly Feed Costs – Prior Year Mitigated Livestock in Part B.	
Maximum No. Months	3.	
National Payment Reduction Factor	Drought National Payment Factor of 60 percent.	
Maximum Payment Amount	Maximum Payment Amount is determined by completing the following: <ul style="list-style-type: none"> • Total Livestock Monthly Feed Costs – Current Year in Part E for forage sorghum, plus • Total Livestock Monthly Feed Costs – Prior Year Mitigated Livestock in Part E for forage sorghum, times • Maximum No. of Months in Part E, times • National Payment Reduction Factor in Part E. 	

--*

*--439 LFP Estimated Calculated Payment Report (Continued)

B LFP Estimated Calculated Payment Report Description (Continued)

Field	Description	FSA-925, Item
Part E – Net Payment Calculation for Drought – Forage Sorghum		
Previous Pasture Types Amount	Previous Pasture Types Amount is determined by adding the following: <ul style="list-style-type: none"> • Net Calculated Payment – Small Grains in Part E, plus • Net Calculated Payment – Native Pasture in Part E, plus • Net Calculated Payment – Improved Pasture in Part E. 	
Adjusted Maximum Payment Amount	The Adjusted Maximum Payment Amount is determined by subtracting the following: <ul style="list-style-type: none"> • Maximum Payment Amount in Part E, minus • Previous Pasture Types Amount in Part E for forage sorghum. 	
Net Calculated Payment – Forage Sorghum	Net Calculated Payment – Forage Sorghum is the smaller of the following: <ul style="list-style-type: none"> • Calculated Payment Amount in Part E for forage sorghum • Adjusted Maximum Payment Amount in Part E for forage sorghum. 	
Part E - Summary		
Total Net Calculated Payment Amount for All Pasture Types	Total Net Calculated Payment Amount for All Pasture Types is determined by completing the following: <ul style="list-style-type: none"> • Net Calculated Payment – Small Grains in Part E, plus • Net Calculated Payment – Native Pasture in Part E, plus • Net Calculated Payment – Improved Pasture in Part E, plus • Net Calculated Payment – Forage Sorghum in Part E. 	

--*

*--439 LFP Estimated Calculated Payment Report (Continued)

B LFP Estimated Calculated Payment Report Description (Continued)

Field	Description	FSA-925, Item
Part F – Fire – Federally Managed Lands – Maximum Calculated Payment by Federal Lease		
Fire Event Number	Fire Event Number	30
Pasture Number	Pasture number associated to the Fire Event Number.	31
Permitted Animal Units	Permitted animal units associated to the Fire Event Number and Pasture Number.	33 or 37
Permit Days	Number of permit days associated to the pasture number.	34 or 38
AUD Payment Rate	AUD payment rate for the Permitted Animal Unit.	
Fire National Payment Factor	Fire National Payment Factor of 50 percent.	
Calculated Maximum Payment Amount	Calculated Maximum Payment Amount is determined by multiplying the following: <ul style="list-style-type: none"> • Permitted Animal Units, times • Permit Days, times • AUD Payment Rate, times • Fire National Payment Factor. 	
Total Maximum Calculated Payment Amount from Federal Leases	Total of Calculated Maximum Payment Amount in Part F.	
Part G – Fire – Federally Managed Lands – Calculated Value of Reduced AUD’s by Federal Lease		
Fire Event Number	Fire Event Number	30
Pasture Number	Pasture number associated to the Fire Event Number.	31
Reduced AU’s from Permit	Number of Reduced AU’s from Permit associated to the Pasture Number.	35 or 39
Reduced Grazing Days from Permit	Number of Reduced Grazing Days from Permit Associated to the Pasture Number.	36 or 40
AUD Payment Rate	AUD payment rate for the Permitted Animal Unit.	
Fire National Payment Factor	Fire National Payment Factor of 50 percent.	
Calculated Value of Reduced AUD’s	Calculated Value of Reduced AUD’s is determined by multiplying the following: <ul style="list-style-type: none"> • Reduced AU’s From Permit, times • Reduced Grazing Days From Permit, times • AUD Payment Rate, times • Fire National Payment Factor. 	
Total Value of Reduced AUD’s from Federal Leases	Total of Calculated Value of Reduced AUD’s in Part G.	

--*

*--439 LFP Estimated Calculated Payment Report (Continued)

B LFP Estimated Calculated Payment Report Description (Continued)

Field	Description	FSA-925, Item
Part H – Fire – Federally Managed Lands – Total – Net Calculated Payment Amount of Reduced AUD’s		
Total Maximum Calculated Payment Amount from Federal Leases	Total Maximum Calculated Payment Amount from Federal Leases from Part F.	
Total Value of Reduced AUD’s from Federal Leases	Total Value of Reduced AUD’s from Federal Leases from Part G.	
Net Calculated Payment Amount of Reduced AUD’s	Net Calculated Payment Amount of Reduced AUD’s is the smaller of the following: <ul style="list-style-type: none"> • Total Maximum Calculated Payment Amount from Federal Leases from Part H • Total Value of Reduced AUD’s from Federal Leases from Part H. 	
Part I – Net Calculated Payment Amount		
Net Calculated Payment Amount for All Pasture Types	Total Net Calculated Payment Amount for All Pasture Types from Part E – Summary.	
Net Calculated Payment Amount of Reduced AUD’s	Net Calculated Payment Amount of Reduced AUD’s from Part H.	
Other Payments Received for Loss	Amount the producer received from other disaster programs for the same losses.	41
Total LFP Payment	Total LFP Payment is determined by completing the following: <ul style="list-style-type: none"> • Net Calculated Payment Amount for All Pasture Types, plus • Net Calculated Payment Amount of Reduced AUD’s, minus • Other Payments Received for Loss. 	

--*

*--439 LFP Estimated Calculated Payment Report (Continued)

C LFP Estimated Calculated Payment Report Example

The following is an example of the LFP Estimated Calculated Payment Report.

County: Coahoma	United States Department of Agriculture Farm Service Agency	Date: 07/27/2010					
State: Mississippi		Page: 1 of 3					
2009 Livestock Forage Disaster Program Estimated Calculated Payment Report							
IMA FARMER 123 NOWHERE ST ANYWHERE, ST 00000		Application Number: 1161 Application Status: Initiated					
Part A - Livestock Information - Drought - Current Year Inventory and Current Year Mitigated							
Livestock Number	Livestock Kind Type and Weight Range	Current Year Inventory	Current Year Mitigated	Number of Livestock	Share	Payment Rate	Livestock Monthly Feed Cost
1	Dairy Adult Cows and Bulls	2	2	4	100.0 %	\$104.09	\$416
2	Dairy Non-adult 500 pounds or more	1	1	2	100.0 %	\$30.03	\$60
Total Livestock Monthly Feed Cost - Current Year							\$506
Part B - Livestock Information - Drought - Mitigated Livestock From Prior Years							
Livestock Number	Livestock Kind Type and Weight Range	Number of Livestock	Share	Payment Rate	Mitigated Partial Compensation Factor	Livestock Monthly Feed Cost	
1	Dairy Adult Cows and Bulls	2	100.0 %	\$104.09	80%	\$167	
2	Dairy Non-adult 500 pounds or more	1	100.0 %	\$30.03	80%	\$24	
3	Sheep All	2	50.0 %	\$10.01	80%	\$8	
Total Livestock Monthly Feed Cost - Prior Year Mitigated Livestock							\$199
Part C - Forage Information - Drought - Owned or Cash Leased Land							
Livestock Number	Pasture Type	Acres	Carrying Capacity	Maximum AU's	Monthly Value of Forage	Carrying Capacity Monthly Feed Cost	
1, 2, 3	Small Grains 2	32.0	3.3	9.70	\$40.04	\$388	
1, 2, 3	Improved Pasture	66.0	6.6	10.00	\$40.04	\$400	
Part D - Forage Information - Drought - AUM or Animal Unit Leases							
Livestock Number	Pasture Type	Animal Units	Monthly Value of Forage	Carrying Capacity Monthly Feed Cost			

--*

*--439 LFP Estimated Calculated Payment Report (Continued)

C LFP Estimated Calculated Payment Report Example (Continued)

County: Coahoma State: Mississippi	United States Department of Agriculture Farm Service Agency	Date: 07/27/2010 Page: 2 of 3
2009 Livestock Forage Disaster Program Estimated Calculated Payment Report		
IMA FARMER 123 NOWHERE ST ANYWHERE, ST 00000		Application Number: 1161 Application Status: Initiated
Part E - Net Payment Calculation for Drought - Small Grains		
Livestock Monthly Feed Cost - Current Year		\$506
Livestock Monthly Feed Cost - Prior Year Mitigated Livestock		\$199
Total Livestock Monthly Feed Cost		\$705
Carrying Capacity Monthly Feed Cost - Drought Owned/Leased Land		\$388
Carrying Capacity Monthly Feed Cost - Drought AUM or AU Leases		\$0
Total Carrying Capacity Monthly Feed Cost		\$388
Monthly Feed Cost		\$388
National Payment Reduction Factor		60%
Calculated Monthly Payment Rate		\$233
Drought Intensity Factor		3
Calculated Payment Amount		\$699
Total Livestock Monthly Feed Costs - Current Year		\$506
Total Livestock Monthly Feed Costs - Prior Year Mitigated Livestock		\$199
Maximum No. Months		3
National Payment Reduction Factor		60%
Maximum Payment Amount		\$1,269
Previous Pasture Types Amount		\$0
Adjusted Maximum Payment Amount		\$1,269
Net Calculated Payment - Small Grains 2		\$699
Part E - Net Payment Calculation for Drought - Improved Pasture		
Livestock Monthly Feed Cost - Current Year		\$506
Livestock Monthly Feed Cost - Prior Year Mitigated Livestock		\$199
Total Livestock Monthly Feed Cost		\$705
Carrying Capacity Monthly Feed Cost - Drought Owned/Leased Land		\$400
Carrying Capacity Monthly Feed Cost - Drought AUM or AU Leases		\$0
Total Carrying Capacity Monthly Feed Cost		\$400
Monthly Feed Cost		\$400
National Payment Reduction Factor		60%
Calculated Monthly Payment Rate		\$240
Drought Intensity Factor		1
Calculated Payment Amount		\$240
Total Livestock Monthly Feed Costs - Current Year		\$506
Total Livestock Monthly Feed Costs - Prior Year Mitigated Livestock		\$199
Maximum No. Months		3
National Payment Reduction Factor		60%
Maximum Payment Amount		\$1,269
Previous Pasture Types Amount		\$699
Adjusted Maximum Payment Amount		\$570
Net Calculated Payment - Improved Pasture		\$240
Part E - Summary		
Total Net Calculated Payment Amounts for All Pasture Types		\$939

--*

*--439 LFP Estimated Calculated Payment Report (Continued)

C LFP Estimated Calculated Payment Report Example (Continued)

County: Coahoma State: Mississippi	United States Department of Agriculture Farm Service Agency	Date: 07/27/2010 Page: 3 of 3			
2009 Livestock Forage Disaster Program Estimated Calculated Payment Report					
IMA FARMER 123 NOWHERE ST ANYWHERE, ST 00000		Application Number: 1161 Application Status: Initiated			
Part F - Fire - Federally Managed Lands - Maximum Calculated Payment by Federal Lease					
Fire Event Number	Permitted Animal Units	Permit Days	AUD Payment Rate	Fire National Payment Factor	Calculated Maximum Payment Amount
Total Maximum Calculated Payment Amount from Federal Leases					\$0
Part G - Fire - Federally Managed Lands - Calculated Value of Reduced AUD's by Federal Lease					
Fire Event Number	Reduced AU's from Permit	Reduced Grazing Days from Permit	AUD Payment Rate	Fire National Payment Factor	Calculated Value of Reduced AUD's
Total Value of Reduced AUD's from Federal Leases					\$0
Part H - Fire - Federally Managed Lands - Total - Net Calculated Payment Amount of Reduced AUD's					
Total Maximum Calculated Payment Amount from Federal Leases				\$0	
Total Value of Reduced AUD's from Federal Leases				\$0	
Net Calculated Payment Amount of Reduced AUD's				\$0	
Part I - Net Calculated Payment Amount					
Net Calculated Payment Amount for Drought - All Pasture Types				\$939	
Net Calculated Payment Amount for Fire - Federally Managed Lands				\$0	
Other Payments Received for Loss				\$239	
Total LFP Payment				\$700	
 DISCLAIMER: The payment data reflected on this report includes estimated payment amounts and may vary due to changes in livestock losses, share, producer program eligibility, and payment limitation. The distribution of this report does not in any way obligate FSA to disburse the payment amounts reflected.					

--*

***--440 LFP Payment History Report – Detail**

A Background

The LFP Payment History Report – Detail is a report that provides detailed information pertaining to an LFP payment.

B LFP Payment History Report – Detail Description

The following information will be displayed/printed on the LFP Payment History Report – Detail.

Field	Description
Program Year	Program year selected by the user.
Program Name	Livestock Forage Disaster Program
County	Full name of the State selected by the user.
State	Full name of the county selected by the user.
Producer Name and Address	Name from SCIMS as follows: <ul style="list-style-type: none"> • for individuals, last name, middle name, and suffix • for businesses, business name.
Date	Date the report is generated by the user.
Date	Date the payment was processed and sent to NPS or, the date the overpayment transaction was processed and sent to NRRS.
State/County	State and county code associated with the applicable transaction record.
Payment Entity/Member Name	Payment entity or member name field will provide payment entity or member name information if the payment history report is generated for: <ul style="list-style-type: none"> • an entity or joint operation where amounts were attributed to members • a member to show the payment entity the amount was attributed through.
Business Type	Business type of the Producer and/or member.
Type of Transaction	1 of the following transaction types will be displayed: <ul style="list-style-type: none"> • Payment • Receivable • Canceled Payment • Canceled Receivable.

--*

*--440 LFP Payment History Report – Detail (Continued)

B LFP Payment History Report – Detail Description (Continued)

Field	Description
Gross Payment Amount	Amount of the payment initially attributed to the producer or entity member.
Other Payments Received for Loss	Amount the producer received from other disaster programs for the same losses.
AGI Reduction Amount	Reduction due to the AGI value for the payment entity or member.
Member Contribution Reduction Amount Note: Applies to 2009 and subsequent years.	Reduction amount because of a member contribution value.
Substantive Change Reduction Amount Note: Applies to 2009 and subsequent years.	Reduction amount because of a substantive change value.
Member Level Reduction Amount Note: Applies to 2009 and subsequent years.	Reduction amount because of a member level reduction.
Subsidiary Eligibility Reduction Amount	Reduction amount because of a subsidiary eligibility value.
Payment Limitation Reduction Amount	Reduction amount because of payment limitation.
Net Payment Amount	Net payment amount for the producer after all reductions have been applied.
Totals	Total payment amount for the payment entity or member.

--*

*--440 LFP Payment History Report – Detail (Continued)

C LFP Payment History Report – Detail Example

The following is an example of the LFP Payment History Report – Detail.

XXXXX

Coahoma Mississippi		United States Department of Agriculture Farm Service Agency				Date: 07/28/2010 Page: 1				
2008 Livestock Forage Disaster Program Payment History Report - Detail Level										
Producer Name: FARMER, IMA										
Business Type: Individual										
Date	State/ County	Payment Entity / Member Name	Payment ID Number	Business Type	Contract/ Application/ Farm	Commodity	Transaction Type	Gross	Total Reduction	Net Payment
07/28/2010	28/027	FARMER, IMA	8619232	00	1517		Payment	\$ 92,313	\$ 42,768	\$ 49,547
Producer or member has reached the maximum payment under payment limitation provisions. Payment reduced by amount received for the same loss.									\$ 36,974	\$ 5,792
FOR INTERNAL USE ONLY										

XXXXX

--*

--441 General Provisions for Canceling Payments*A Canceling Payments**

After payment processing has been completed, County Offices shall review the NPS payment worklist to ensure that the correct payments have been generated. The user should complete the following if an error is determined:

- **not** sign the payment in NPS
- correct the condition causing the incorrect payment or overpayment.

Notes: User intervention is not allowed for the cancellation process. If the condition causing the incorrect payment is corrected, the system will automatically cancel the unsigned payment and recalculate the payment amount due.

If the payment amount is determined to be incorrect and the payment has been signed in the NPS system, the payment can no longer be canceled. The producer will be underpaid or overpaid once the condition causing the incorrect payment has been corrected.--*

***--442 General Provisions for Overpayments**

A Overview

Overpayments will be determined during the LFP payment calculation process and will be updated to the Pending Overpayment Report. See 9-CM, paragraph 65 for information on the Pending Overpayment Report.

B Overpayments Due Dates

Overpayments can occur for a number of reasons and County Offices are required to take necessary action to collect overpayments. The following lists situations that may cause overpayment and the overpayment due dates.

Time of Determination	Situation	Overpayment Due Date
Any time	Payment was issued to the wrong producer.	Immediately
After something affecting the payment amount is changed on FSA-925.	Payment was issued and later something occurred that changed the amount on FSA-925.	
After producer misrepresentation is determined.	Producer received a LFP payment and COC determines that the producer misrepresented their interest on FSA-925.	
After payment limitation is exceeded.	It is determined that payments have been issued exceeding the producer's effective payment limitation amount.	
After an eligibility value changes that make the producer ineligible for payment.	Producer's eligibility value changed that makes the producer ineligible for payment.	
Anytime FSA-925 is canceled.	FSA-925 was canceled after payments were issued to the producer.	

--*

--443 Charging Interest*A Introduction**

Program interest shall be charged on all 2008 through 2011 LFP overpayments to producers when the:

- producer becomes ineligible after payments have been issued
- COC determines fraud, scheme, or device for the producer.

B When Program Interest Applies

A producer will be charged program interest if COC determines that the producer is ineligible for payment. Reasons for ineligibility include, but are not limited to, the following:

- erroneously or fraudulently represented any fact affecting a determination
- knowingly adopted a scheme or device that tends to defeat the purposes of the program
- misrepresented their interest and subsequently received a 2008 through 2011 LFP payment
- does **not** meet commensurate contribution requirements for “person”
- does **not** meet conservation compliance provisions
- does **not** meet controlled substance provisions.

Program interest for ineligible producers shall be charged from the date of disbursement. The system will compute this interest when the overpayment is transferred to NRRS.

C When Not to Charge Interest

Interest shall **not** be charged if the producer:

- is not determined to be ineligible as defined in subparagraph B
- refunds the payment voluntarily.--*

--Part 8 LIP Payment Provisions*Section 1 General Payment Provisions****450 Payment Provisions That Apply to LIP****A Introduction**

This part contains payment provisions that apply to LIP.

B Obtaining FSA-325's

FSA-325 shall be completed, according to 1-CM, by individuals or entities requesting payment **earned** by a producer who has died, disappeared, or been declared incompetent subsequent to applying for LIP benefits. Payment shall be issued to the individuals or entities requesting payment using the deceased, incompetent, or disappeared producer's TIN.

Note: A revised FSA-914 is **not** required to be completed when payments are issued under the deceased, incompetent, or disappeared producer's TIN.

C Administrative Offsets

LIP payments are subject to administrative offset provisions.

D Assignments

Producers entitled to LIP payments may assign payments according to 63-FI.

E Bankruptcy

Bankruptcy status does **not** exclude a producer from requesting LIP benefits.

Contact the OGC Regional Attorney for guidance on issuing LIP payments on all bankruptcy cases.

F Payments Less Than \$1

The LIP payment processes will:

- issue payments that round to at least \$1
- **not** issue payments less than 50 cents.--*

***--450 Payment Provisions That Apply to LIP (Continued)**

G Prompt Payment Due Dates

LIP payments are subject to the Prompt Payment Act. A prompt payment interest penalty payment is owed if the LIP payment is issued more than 30 calendar days after:

- date producer signs a properly completed FSA-914 and provides all supporting documentation required to issue the payment
- all OGC referrals are completed
- participant appeals are finalized.

See 61-FI for additional information on handling prompt payment interest penalties.--*

--451 Payment Limitation*A Payment Limitation Amount**

The payment limitation for LIP is \$100,000. The \$100,000 payment limitation is shared with the following programs:

- ELAP
- LFP
- SURE.

Note: See paragraph 42 for payment limitation rules as they apply to 2008 LIP.

B Effect of Average AGI Provisions on Payment Limitation for Entities

If a member of an entity is not eligible because of average AGI provisions, the payment limitation for the entity is reduced by the ineligible member's ownership share in the operation.

Example: ABC Corporation has 2 members, each with a 50 percent share. Member 1 does **not** meet average AGI provisions. The corporation has a \$100,000 payment limitation, but since Member 1 does **not** meet average AGI provisions, the payment limitation for the corporation is reduced by 50 percent and the maximum payment that can be issued to the corporation is \$50,000.

Note: Other payment eligibility provisions, such as conservation compliance, fraud, etc., do **not** affect the payment limitation for the entity because average AGI is the **only** payment eligibility that is checked for members of entities.--*

***--452 Payment Eligibility**

A Determining Payment Eligibility

The payment process reads the web-based eligibility system for the applicable year associated with FSA-914, to determine whether a producer or member of a joint operation is eligible to be paid. If the producer or member is ineligible to be paid, then the individual or entity will be listed on the Nonpayment Register with the applicable message. Eligibility flags **must** be updated **before** the producer or member can be paid. These flags should accurately reflect COC determinations.

B Eligibility Values

The following identifies web-based eligibility determinations that apply to LIP and how the system will use the web-based subsidiary eligibility data for payment processing.

Eligibility Determination	Value	Eligible for LIP
AD-1026	Certified	Yes
	Not Filed	No
	Good Faith Determination	Yes
	COC Exemption	Yes
	Awaiting Affiliate Certification	No
	Affiliate Violation	No
AGI Note: Applicable for 2009-2011.	Compliant - Producer	Yes
	Compliant – Agent	Yes
	Exempt	Yes
	Not Filed	No
	Not Met – COC	No
	Not Met – Producer	No
AGI – 2002 Farm Bill Note: Applicable for 2008 only .	Compliant – CCC-526	Yes
	Compliant – Agent	Yes
	Exempt	Yes
	Not Filed	No
	Not Met – COC	No
	Not Met – Producer	No

--*

***--452 Payment Eligibility (Continued)**

B Eligibility Values (Continued)

Eligibility Determination	Value	Eligible for LIP
Conservation Compliance - Farm/Tract Eligibility	In Compliance	Yes
	Partial Compliance	Yes
	In Violation	No
	No Association	Yes
	Past Violation	Yes
	Reinstated	Yes
Controlled Substance	No Violation	Yes
	Growing	No
	Trafficking	No
	Possession	No
FCIC Fraud	Compliant	Yes
	Not Compliant	No
Person Eligibility – 2002 Farm Bill Note: Applicable to 2008 only .	COC Determination Completed	Yes
	Not Filed	No
	Awaiting Determination	No
	Awaiting Revision	No

C Eligibility Condition Priority

If a producer has multiple invalid subsidiary eligibility conditions, **only** the highest priority ineligible condition will be printed on the Nonpayment Register. The following is the priority of conditions.

Priority	Condition
1	Fraud
2	Conservation Compliance
3	Controlled Substance
4	AD-1026
5	Person (2008 Only)

--*

453 Funds Control

A eFunds Account

*--Funding for LIP has been established in eFunds with LIP “2569”. LIP operates with a National allocation that does not require State or county allotments. State Office specialists with access to eFC Program Group Code “app.fsa.efc.grp.PECD.REGULAR” will automatically be able to view LIP “2569”.

As a rule, the National Office grants authority to the regular eFC Program Group to **no** more than 2 State Office employees. This authority allows State Office employees to view the National allocation.--*

As a result of changes in personnel, State Offices may require a change to the employees with eFunds authority. State Offices should e-mail requests to add and/or remove employees to **all** of the National Office contacts listed in subparagraph B. The e-mail request should include the following information for each employee:

- employee name
- eAuthentication user ID.

Note: If the request increases the number of employees to more than 2, ensure that the employee whose authority should be removed is included.

***--B National Office Contacts**

State Offices shall e-mail requests for changes to employees with eFunds authority to **all** of the following:

- **lisa.berry@wdc.usda.gov**
- **tina.nemec@wdc.usda.gov**
- **lenior.simmons@wdc.usda.gov**--*

--454 2008 Authorized Payment Processing*A Payment Authorization Requests**

2008 LIP payment processing has been disabled. PECD authorization is required to issue these payments through the OLP web-based application.

To receive authorization to issue a 2008 LIP payment, State Offices shall submit a request through a SharePoint web site. The SharePoint web site will allow users to:

- submit:
 - documentation for the original request
 - additional documentation, when applicable
- track the status of the request
- obtain a copy of the authorization or denial
- notify the applicable National Office program specialist of the submitted request.

Note: Although the authorization or denial will be updated to the case documentation on the SharePoint web site by the applicable National Office specialist, the official response will be e-mailed to SED and the requesting State Office program specialist.

B SharePoint Web Site and User Guide

A User Guide is available for the SharePoint web site. State Offices may access the User Guide by:

- accessing the SharePoint web site at
https://fsa.sc.egov.usda.gov/mgr/dafp/PECD/payment_auth/default.aspx
- in the Shared Documents section, CLICK“**SharePoint User Guide**”.

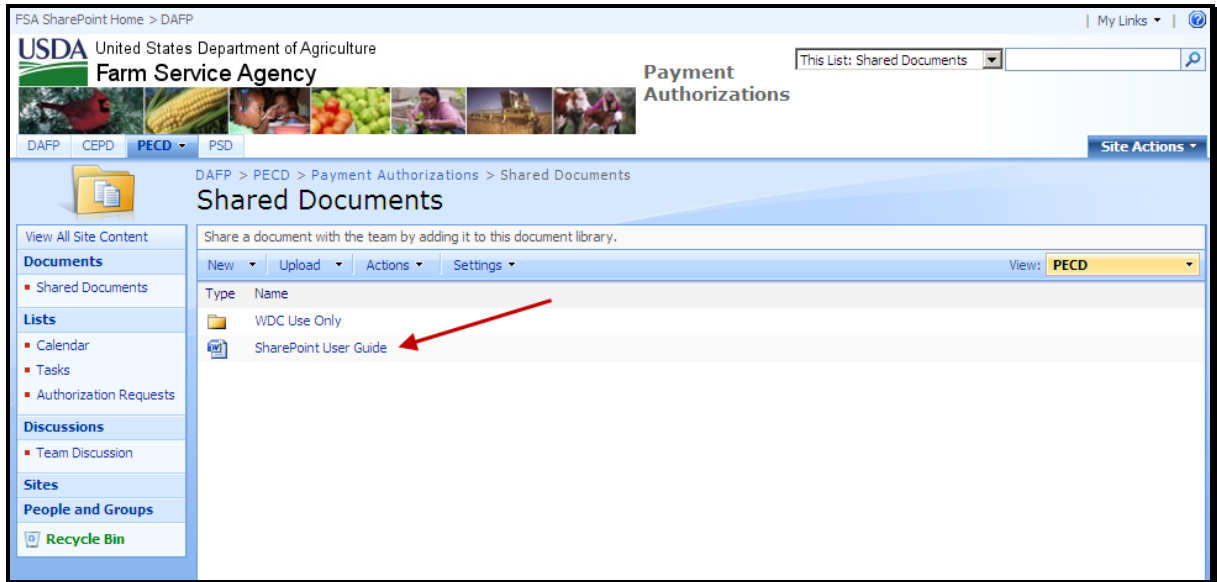
Important: The SharePoint User Guide will provide instructions on using the web site effectively, as well as areas to be updated and areas designated for National Office use only.

It is advised that **all** applicable State Office specialists review the SharePoint User Guide to ensure that the SharePoint web site is being used effectively.--*

*--454 2008 Authorized Payment Processing (Continued)

B SharePoint Site and User Guide (Continued)

The following is an example of the SharePoint User Guide location.

**C Authorized Users**

The SharePoint web site can only be accessed by State Office specialists that are responsible for programs administered by PECD.

Note: The current distribution lists maintained by PECD will be used to add authorized users to the SharePoint web site.

To request access to the web site or provide State Office Specialist personnel changes, submit an e-mail with the name of the specialist to **all** of the following:

- tina.nemec@wdc.usda.gov
- lenior.simmon@wdc.usda.gov
- tracey.smith@wdc.usda.gov.--*

--454 2008 Authorized Payment Processing (Continued)*D Documentation for 2008 LIP Payment Request**

The following documentation must be submitted to request authorization to issue a 2008 LIP Payment:

- explanation about why the 2008 LIP payment was **not** issued before payment software was disabled
- FSA-914

Note: Processing options for the 2008 LIP Application are open to allow County Offices to enter the most up-to-date information on the application. This will provide for proper calculations on the Estimated Calculated Payment Report.

- 2008 LIP Estimated Calculated Payment Report

Note: Ensure that FSA-914 has been updated with the most current information before printing the Estimated Calculated Payment Report.

- 2008 LIP Payment History Report – Detail for the producer

Reminders: If the producer is a joint operation, Payment History Report – Detail **must** be submitted for **each** member of the joint operation.

Payment History Report – Detail **must** be submitted for **each** combined producer, if applicable.

- 2008 MABDIG for **each**:
 - producer
 - affected member of the joint operation
- 2008 Subsidiary Print for **each**:
 - producer
 - affected member of the joint operation
- other documentation about the case, such as NAD decisions, FSA-321's, or receivable reports, if applicable.--*

***--454 2008 Authorized Payment Processing (Continued)**

E State Office Responsibility

State Offices shall:

- review the case file before submission to the National Office to ensure that the:
 - amount being requested has been earned by the producer
 - case file contains all required documentation provided in subparagraph D before submitting the request
- upload payment authorization documentation through the SharePoint web site provided in subparagraph B
- be aware that the authorization or denial will be:
 - e-mailed to SED and the requesting program specialist
 - available through the SharePoint web site
- ensure that State Office specialist personnel changes are provided to the National Office according to subparagraph C.--*

455-459 (Reserved)

***--Section 2 Issuing LIP Payments**

460 Overview

A Supporting Files for Integrated Payment Processing

The LIP payment process is a web-based integrated process that reads a wide range of information from other program determinations and values to determine whether a payment should be issued, the amount of the gross payment, reductions, and net payment amount. For payments to be calculated correctly, all supporting files **must** be updated correctly, including the following.

Type of Information	How Information Is Used for Payment Processing	Source
FSA-914 Data	To compute the payment amount for the producer.	Web-Based LIP Application Software
Payment Eligibility Information	To determine whether the producer and members of a joint operation (for 2009 and future) are eligible for payment for the year in which FSA-914 was filed.	Web-Based Eligibility System
General Name and Address Information	To determine the producer’s business type and general name and address information.	SCIMS
Entity and Joint Operation Information	To determine the following for the year in which FSA-914 is filed: <ul style="list-style-type: none"> • member contribution value • substantive change value • for 2008-2011 LIP, members and members share of the following: <ul style="list-style-type: none"> • general partnership • joint ventures • entities (starting with 2009 LIP). 	Entity and Joint Operation Control County Mainframe Record
Combined Producer Information	To determine whether the LIP producer or members of entities or joint operations are combined with other producers to ensure that the payment limitation is controlled properly.	Combined Producer System
Available Payment Limitation	To determine payment limitation availability.	Payment Limitation System
Financial Related Information	Calculated payment information is provided to NPS. Determined overpayment amount is provided to NRRS.	NPS or NRRS

--*

460 Overview (Continued)

B Actions To Be Completed Before Issuing Payments

The following provides actions that must be completed **before** issuing payments. COC, CED, or designee shall ensure that the actions are completed.

Step	Action
1	Ensure that FSA-914 has been approved and approval date has been recorded in the system according to paragraph 102.
2	Ensure that: <ul style="list-style-type: none"> • AD-1026 is on file for the applicable year for producers seeking benefits • eligibility information is recorded in the web-based eligibility system.
3	Ensure that the following is on file for legal entities: <ul style="list-style-type: none"> • CCC-502 for 2008 LIP, according to 1-PL • CCC-901 for 2009-2011 LIP, according to 4-PL.
4	For producers seeking benefits, ensure that that certification information is recorded in the web-based eligibility system and that the following is on file: <ul style="list-style-type: none"> • CCC-526 for 2008 LIP, according to 3-PL • CCC-926 for 2009-2011 LIP, according to 3-PL (Rev. 1). •--CCC-926 for 2009 through 2011 LFP according to 3-PL (Rev. 1), if CCC-926 was filed before September 1, 2011 • CCC-931 for 2011 LFP, according to 3-PL (Rev. 1), if CCC-926 was not filed before September 1, 2011.--*
5	Ensure that all eligibility determinations have been updated according to the determinations made by COC for producers and members of joint operations. Note: For 2008 LIP, according to 3-PL; for 2009-2011 LIP, according to 3-PL (Rev. 1).
6	Ensure that the joint operation and entity files are updated correctly for the applicable year (2-PL).
7	Ensure that member contribution and substantive change values are updated according to 4-PL. Note: Applies to 2009-2011 LIP only .
8	Ensure that combined producer files are updated correctly for the applicable year. Note: For 2008 LIP, according to 3-PL; for 2009-2011 LIP, according to 3-PL (Rev. 1).
9	Ensure that all adjustments to payment limitation have been updated for the producer or member. Note: For 2008 LIP, according to 3-PL; for 2009-2011 LIP, according to 3-PL (Rev. 1).
10	Ensure that all assignments and joint payment requests have been updated in NPS if CCC-36, CCC-37, or both that are filed for 2008-2011 LIP.

*--461 Payment Calculations for LIP

A LIP Payment Rates

Payment rates have been established by DAFP for eligible livestock owners and eligible contract growers. See the following subparagraphs for LIP payment rates:

- 42 F, for livestock owners
- 42 G, for eligible livestock for livestock contract growers.

B LIP Payment Calculation Variables

The LIP payment calculation will be based on a number of variables, such as the following:

- number of head lost, in excess of normal mortality
- if the livestock were contracted or owned
- payment rate, based on head lost
- share
- other compensation.

Notes: Head lost is the number of livestock that fit a category consisting of kind, type, and weight range.

There may be multiple calculations per FSA-914 because of these varying elements.

Initially, LIP payments are computed separately for contracted and owned livestock. After a total for each is determined, the contracted and owned livestock determinations are added together for a total LIP payment. Subparagraph C provides the method to calculate LIP payments.

C LIP Payment Calculation

LIP payments are calculated by:

- number of head lost, **times**
- payment rate, **times**
- share, **minus**
- other compensation and reductions.--*

***--462 Computing Payments and Overpayment Amounts**

A Payment and Overpayment Amounts

The LIP payment process is an integrated process that reads a wide range of files to determine the payment and overpayment amount. The following is a high-level processing sequence to calculate LIP payments for producers.

Step	Action
1	Payment is triggered according to subparagraph 462 B.
2	Determine if there is an unsigned payment for the producer in NPS, and if so, cancel the payment in NPS.
3	Determine the gross payment amount for the producer according to subparagraph 461 C.
4	Determine if the producer is an entity or joint operation, and if so, obtain member information.
5	Determine if the producer and/or members are eligible for payment.
6	Provide the following to the direct attribution process for producer: <ul style="list-style-type: none"> • gross payment amount • 1 reason producer is ineligible because of subsidiary eligibility provisions, if applicable.
7	Direct attribution will determine the following: <ul style="list-style-type: none"> • reduction amounts • payment limitation availability • net payment or overpayment amount • reasons for nonpayment or overpayment.
8	All net payment and overpayment amounts will be totaled to determine the net payment for the farm and producer.
9	Determine if eFunds are available for the payment.
10	Provide the payment or overpayment amount, as applicable, to either of the following: <ul style="list-style-type: none"> • NPS • NRRS.
11	Update the Nonpayment Register with applicable information.
12	Update the Payment History with applicable information.

--*

***--462 Computing Payments and Overpayment Amounts (Continued)**

B Triggering Payments

Payments will be “triggered” through events that occur throughout the system. As a result, processing will now be “behind the scenes” for the most part. Calculations and determinations will occur during the evening and nighttime hours without user intervention. The following is an explanation of the types of triggers that will occur during payment processing.

Trigger	Description
Initial	When payment software is released, a process will automatically run to determine all FSA-914’s that are approved for payment. This will initiate the process described in subparagraph A and does not require any County Office user interaction. The following will occur automatically: <ul style="list-style-type: none"> • payments will be sent to NPS for certification and signature • overpayments will be sent to NRRS.
Primary	Subsequent payments will be initiated when County Office users approve FSA-914. Entering COC approval date initiates the payment process for the selected FSA-914’s.
Secondary	Payments that cannot be issued during any payment process are sent to the Nonpayment Report. If a condition causing the producer to be on the Nonpayment Report is corrected, the payment will be triggered to reprocess to determine if the payment can be issued. <p>Note: See forthcoming 9-CM for information on the Nonpayment Report.</p>
Tertiary	The payment system will periodically recalculate all payments.

--*

***--463 FSA-914E, Estimated Calculated Payment Report**

A Background

FSA-914E, Estimated Calculated Payment Report, is a computer-generated report that prints a summarized estimated calculated payment amount for a producer based on data currently loaded in FSA-914.

B Description of FSA-914E, Estimated Calculated Payment Report

The following information will be displayed on FSA-914E, Estimated Calculated Payment Report.

Field	Description	FSA-914 Item
Calendar Year	Year associated with FSA-914 that was filed by the affected producer.	2
Program Name	Defaults to "Livestock Indemnity Program".	
State	State as selected.	
County	County as selected.	3
Producer Name and Address	Name and address of the producer associated with the selection.	5
Application Number	FSA-914 number.	
Application Status	Status of FSA-914 as follows: <ul style="list-style-type: none"> • "Enrolled" • "Approved" • "Disapproved". 	28
Owner/Grower Designation	Designates whether the producer is a owner or grower of the livestock.	13
Livestock Kind	Kind of livestock.	14
Livestock Type/Weight Range	Type and weight range of livestock.	
Adverse Weather Event No.	Number for the adverse event from FSA-914.	12
Beginning Inventory	Beginning inventory entered on FSA-914.	15 or 18
Normal Mortality Rate (%)	Normal mortality rate for the livestock kind/type and weight range.	
Normal Mortality	Beginning Inventory times Normal Mortality Rate (%) for the livestock kind/type/weight range.	
Number Loss To Normal Mortality	The number lost to normal mortality.	17 or 20
Net Loss Threshold	Normal Mortality minus Number Loss To Normal Mortality.	

--*

*--463 FSA-914E, Estimated Calculated Payment Report (Continued)

B Description of FSA-914E, Estimated Calculated Payment Report (Continued)

Field	Description	FSA-914 Item
Number Lost to Adverse Weather	Number lost to adverse weather. Note: If the normal mortality for 1 disaster event exceeds the loss threshold, the difference can be used in future losses.	16 or 19
Remaining Normal Mortality	Determined by the calculation of eligible inventory.	
	IF the eligible inventory is...	THEN the Remaining Normal Mortality is...
	greater than zero	zero.
	zero a negative number Note: If the normal mortality for 1 disaster event exceeds the loss threshold, the difference can be used in future losses.	zero. becomes a positive of the determined negative number.
Eligible Inventory	Normal Mortality minus Number Loss To Normal Mortality.	
Payment Rate	Payment Rate for the applicable livestock kind/type/weight.	
Calculated Payment Amount	Eligible Inventory times the Payment Rate.	
Calculated Owner Payment	Total of all Calculated Payment Amounts for the "Owner" Livestock Kind line items	
Other Compensation	Amount of monetary compensation entered on FSA-914 for contract growers only . Note: Other compensation is subtracted from calculated Contract Grower Payment only .	23
Calculated Contract Owner Payment	Total of all Calculated Payment Amounts for the "Grower" Livestock line items.	
Reductions	Amount entered for compensation from other disaster programs for the same livestock losses.	24
Total Payment	Calculated Owner Payment plus Calculated Contract Grower Payment minus Other Compensation minus Reductions.	
Calculation Explanation	Provides an explanation of the calculated fields.	

--*

*--463 FSA-914E, Estimated Calculated Payment Report (Continued)

C Example of FSA-914E, Estimated Calculated Payment Report

The following is an example of FSA-914E, Estimated Calculated Payment Report, that will be displayed.

Coahoma Mississippi FSA-914E	United States Department of Agriculture Farm Service Agency 2008 Livestock Indemnity Program Estimated Calculated Payment Report	Date: 05/25/2010 Page: 01 of 01
Ina A. Farmer 1111 Street Any City, MO 11111		Application Number: 304 Application Status: Approved

Owner/ Grower	Livestock Kind	Livestock Type/Weight Range	Adverse Weather Event No	Beginning Inventory	Normal Mortality Rate (%)	Normal Mortality	Number Lost To Normal Mortality	Net Loss Threshold	Number Lost To Adverse Weather	Remaining Normal Mortality	Eligible Inventory	Payment Rate (\$)	Calculated Payment Amount (\$)
O	Chickens	Chicks	1	2,500	10.00 %	250	250	0	1,500	0	1,500	\$ 0.19	\$ 285
O	Emus	All	2	97	5.00 %	5	5	0	68	0	68	\$ 150.00	\$ 10,200

	Calculated Owner Payment:	\$ 10,485
	Other Compensation:	
	Calculated Contract Grower Payment:	\$ 0
	Reductions:	
	Total Payment:	\$ 10,485

Calculation Explanation:

- Normal Mortality is determined by: Beginning Inventory times Normal Mortality Rate for the Livestock Kind/Type/Weight Range.
- Net Loss Threshold is determined by: Normal Mortality minus the number lost due to normal mortality.
 Note: For additional loss to the same inventory, the Net Loss Threshold is determined by: Remaining Normal Mortality (from previous initial event) minus the number of lost due to normal mortality.
- Eligible Inventory is determined by: Number Lost to Adverse Weather minus Net Loss Threshold.
 Note: If the calculation is:
 - Greater than zero, then the remaining normal mortality is zero.
 - Zero, the remaining normal mortality is zero.
 - A negative number, the eligible inventory is zero and the negative number is made positive and is the remaining normal mortality.
- The calculated Payment amount is determined by the Eligible Inventory times the payment rate.

DISCLAIMER: The payment data reflected on this report includes estimated payment amounts and may vary due to changes in livestock losses, share, producer program eligibility, and payment limitation. The distribution of this report does not in any way obligate FSA to disburse the payment amounts reflected.

--*

***--464 Printing FSA-914E, Estimated Calculated Payment Report**

A LIP Main Menu

The link to FSA-914E, Estimated Calculated Payment Report, is accessed from the LIP Main Menu. To access the LIP Main Menu, go to

http://fsaintranet.sc.egov.usda.gov/fsa/FSAIntranet_applications.html and under the “Production Adjustment & Disaster Programs”, CLICK “**LIP – Livestock Indemnity Program**”

Note: See paragraph 92 for complete instructions on accessing the LIP Main Menu.

B LIP Reports Menu

Take the following action to access FSA-914E, Estimated Calculated Payment Report, from the LIP Reports Menu:

- from the LIP Main Menu CLICK “**Reports**” to access the LIP Reports Menu
- under the Reports Menu, CLICK “**LIP Estimated Report**”.

C Example of LIP Reports Menu

The following is an example of the LIP Reports Menu that will be displayed.

The screenshot displays the USDA Farm Service Agency Livestock Indemnity Program (LIP) interface. At the top, it identifies the user as a County Admin and Nationwide Customer Service representative. The main navigation menu on the left includes options like 'LIP Main Menu', 'Sign Up', and 'LIP Estimated Report', which is currently selected. The central 'LIP Reports' section features dropdown menus for 'Program Year', 'State' (set to Mississippi), and 'County' (set to Coahoma). A list of report categories is shown with radio buttons, where '1. Summary Report' is the active selection. Below the list, there are input fields for 'Start Date' and 'End Date', each accompanied by a calendar icon. At the bottom of the report selection area, there are 'Cancel' and 'Create Report' buttons. The footer of the page includes a screen ID (LI08Signup700), a timestamp (Last Modified: 05/03/2010 5:12:31 PM), and a 'Back to Top' link.

***--464 Printing FSA-914E, Estimated Calculated Payment Report (Continued)**

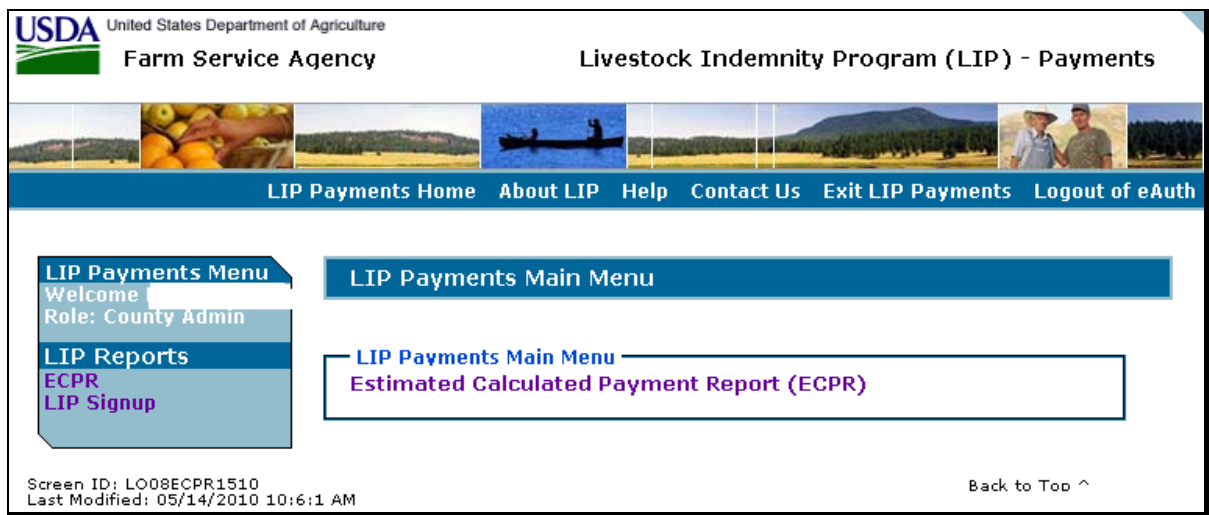
D LIP Payments Main Menu

After selecting “LIP Estimated Report” on the LIP Reports Menu, the LIP Payments Main Menu will be displayed. From the LIP Payments Main Menu, the user may take either of the following actions:

- CLICK “Estimated Calculated Payment Report (ECPR)” link
- CLICK “LIP Signup” under LIP Reports Menu to return to the LIP Signup Menu.

E Example of LIP Payments Main Menu

The following is an example of the LIP Payments Main Menu that will be displayed.



F Selecting State, County, and Program Year

After selecting the “Estimated Calculated Payment Report (ECPR)” link on the LIP Payments Main Menu, the screen that will be displayed allows the user to select the State, county, and program year.

After selection of the State, county, and program year, the LIP Search ECPR Screen will be displayed. The LIP ECPR Screen allows users to select the producer by name or FSA-914 number.--*

*--464 Printing FSA-914E, Estimated Calculated Payment Report (Continued)

G Example of Search ECPR Screen

The following is an example of the Search ECPR Screen that will be displayed.



--*

***--465 LIP Payment Reports**

A Available Reports

The following LIP Payment Reports are available by accessing the Common Payments Reports System:

Note: To access the Common Payment Reports System, go to http://intranet.fsa.usda.gov/fsa/FSAIntranet_applications.html. Under “Common Applications”, CLICK “**Common Payment Reports System**”:

- “Estimated Calculated Payment Report” (live data)
- “Submitted Payments Report” (live data)
- “Nonpayment/Reduction” (report database)
- “Insufficient Funds” (live data)
- “Summary Payment History Report” (report database).

B Report Guidance

See forthcoming 9-CM for instructions on the reports in subparagraph A.--*

--466 General Provisions for Canceling Payments*A Canceling Payments**

After payment processing has been completed, County Offices shall review the NPS Payment Worklist to ensure that the correct payments have been generated. The user should complete the following if an error is determined:

- payment should **not** be signed in NPS
- condition causing the incorrect payment should be corrected.

B User Intervention

User intervention is **not** allowed for the cancellation process. If the condition causing the incorrect payment is corrected, the system will automatically cancel the unsigned payment and recalculate the payment amount owed.

If the payment amount is determined to be incorrect and the payment has been signed in the NPS System, the payment can **no** longer be canceled. The producer will be underpaid or overpaid after the condition causing the incorrect payment has been corrected.--*

***--467 General Provisions for Overpayments**

A Overview

Overpayments will be determined during the LIP payment calculation process. See paragraphs 462 for information on transferring overpayments to NRRS.

Note: See 67-FI for handling overpayments in NRRS.

B Overpayments Due Dates

Overpayments can occur for a number of reasons and County Offices are **required** to take necessary action to collect overpayments. The following table lists situations that may cause overpayment and the overpayment due dates.

Time of Determination	Situation	Overpayment Due Date
Anytime.	Payment was issued to the wrong producer.	Immediately
After something affecting the payment amount is changed on FSA-914.	Payment was issued and later something occurred that changed the amount on FSA-914.	Immediately
After producer misrepresentation is determined.	Producer received a LIP payment and COC determined that the producer misrepresented their interest on FSA-914.	Immediately
After payment limitation is exceeded.	It is determined that payments have been issued exceeding the producer's effective payment limitation amount.	Immediately
After an eligibility value changes that makes the producer ineligible for payment.	Producer's eligibility value changed that makes the producer ineligible for payment.	Immediately
Anytime FSA-914 is canceled.	FSA-914 was canceled after payments were issued to the producer.	Immediately.

--*

--468 Charging Interest*A Introduction**

Program interest shall be charged on all 2008-2011 LIP overpayments to producers when the:

- producer becomes ineligible after payments have been issued
- COC determines fraud, scheme, or device for the producer.

B When Program Interest Applies

A producer will be charged program interest if COC determines that the producer is ineligible for payment. Reasons for ineligibility include, but are **not** limited to, the following:

- erroneously or fraudulently represented any fact affecting a determination
- knowingly adopted a scheme or device that tends to defeat the purposes of LIP
- misrepresented their interest and subsequently received a 2008-2011 LIP payment
- does **not** meet commensurate contribution requirements for “person”
- does **not** meet conservation compliance provisions
- does **not** meet controlled substance provisions.

Program interest for ineligible producers shall be charged from the date of disbursement. The system will compute this interest when the overpayment is transferred to NRRS.

C When Not to Charge Interest

Interest shall **not** be charged if the producer:

- is not determined to be ineligible as defined in subparagraph B
- returns a check without being cashed
- refunds the payment voluntarily.--*

Reports, Forms, Abbreviations, and Redelegations of Authority

Reports

None

Forms

This table lists all forms referenced in this handbook.

Number	Title	Display Reference	Reference
AD-1026	Highly Erodible Land Conservation (HELC) and Wetland Conservation (WC) Certification		Text
CCC-36	Assignment of Payment		311, 460
CCC-37	Joint Payment Authorization		311, 460
CCC-257	Schedule of Deposit		1
CCC-502	Farm Operating Plan for Payment Eligibility Review		Text
CCC-526	Payment Eligibility Average Adjusted Gross Income Certification		Text
CCC-752	Supplemental Agricultural Disaster Assistance Buy-In for Insurable Crops		171, 242
CCC-753	2008 Supplemental Agricultural Disaster Assistance Buy-In for Noninsurable Crops		171, 242
CCC-770 ELIG 2002	Eligibility Checklist - 2002 Farm Bill		Ex. 9, 13, 20
CCC-770 ELIG 2008	Eligibility Checklist - 2008 Farm Bill		Ex. 9, 13, 20
CCC-901	Members Information 2009 and Subsequent Years		Text
CCC-902	Farm Operating Plan		305
CCC-926	Average Adjusted Gross Income (AGI) Statement		Text
CCC-931	Average Adjusted Gross Income (AGI) Certification and Consent to Disclosure of Tax Information		Text
FSA-217	Socially Disadvantaged, Limited Resource and Beginning Farmer or Rancher Certification		171
FSA-321	Finality Rule and Equitable Relief		171
FSA-325	Application for Payment of Amounts Due Persons Who Have Died, Disappeared, or Have Been Declared Incompetent		Text
FSA-578	Report of Acreage		200, 242, 253, 296
FSA-754	Supplemental Agricultural Disaster Assistance Relief for Insurable Crops		171, 242
FSA-755	Supplemental Agricultural Disaster Assistance Relief for Noninsurable Crops		171, 242

Reports, Forms, Abbreviations, and Redelegations of Authority (Continued)

Forms (Continued)

Number	Title	Display Reference	Reference
FSA-770 ELAP	Emergency Assistance for Livestock, Honeybees, and Farm-Raised Fish Program Checklist	Ex. 20	282
FSA-770 LFP	Livestock Forage Disaster Program Checklist	Ex. 13	184, 200
FSA-770 LIP	Livestock Indemnity Program Checklist	Ex. 9	43, 73
FSA-914	Livestock Indemnity Program Application	76	22, 40, 41, 42, 45, 71-73, 75, Parts 3 and 8, Ex. 7, 9
FSA-918	Emergency Loss Assistance for Livestock Application	298	Part 5, Ex. 20
FSA-918-1	Emergency Loss Assistance for Livestock Payment Calculation Worksheet	300	242, 252, 253
FSA-925	Livestock Forage Disaster Program Application	202	Parts 4 and 7, Ex. 13
FSA-925-1	Estimated Livestock Forage Disaster Program Payment Calculation Worksheet	203	436
FSA-926	Livestock Indemnity Program Third Party Certification	74	73
FSA-930	Emergency Loss Assistance for Farm-Raised Fish/Honey Bees Application	299	Part 5, Ex. 20

Reports, Forms, Abbreviations, and Redelegations of Authority (Continued)

Abbreviations Not Listed in 1-CM

The following abbreviations are not listed in 1-CM.

Approved Abbreviation	Term	Reference
AU	animal unit	Text, Ex. 16
AUD	animal unit day	183, 203
AUM	animal unit months	Text, Ex. 16
CCD	Colony Collapse Disorder	261
DBA	doing business as	171
DNR	Department of Natural Resources	252
FCIA	Federal Crop Insurance Act	171, 242
IPIA	Improper Payments Information Act of 2002	22, 161, 184, 232, 282, Ex. 9, 20
MAU	maximum animal unit	203
NTE	not to exceed	183
RI-PRF	Rainfall Index Pasture, Rangeland, Forage	171
RMPR	Risk Management Purchase Requirement	171, 242
VI-PRF	Vegetation Index Pasture, Rangeland, Forage	171

Redelegations of Authority

For LIP, CED may delegate authority to program technicians to approve only routine FSA-914's where proof of death is provided.

Important: Program technicians shall **not** be delegated authority to:

- disapprove any FSA-914
- approve any FSA-914 where third party certification is used as proof of loss.

For LFP, CED may delegate authority to program technicians to approve routine FSA-925's. Program technicians shall **not** be delegated authority to disapprove any FSA-925.

Definitions of Terms Used in This Handbook

This handbook provides policy and procedures for multiple programs. Definitions of terms may vary for each program; therefore, the definitions of terms applicable to each program are in the part of this handbook that provides the policy for the applicable program.

Menu and Screen Index

The following menus and screens are displayed in this handbook.

Menu or Screen	Title	Reference
	Add Livestock Not Previously Recorded Screen	98
	Add Mortality Rate Screen	138
	Added Losses Not Previously Recorded Livestock Screen	99
LTSignUp524	Application Confirmation Screen	364
	Approve/Disapprove Applications Screen	102
LTSignUp502	Approve/Disapprove Applications Screen	365
	CCC Representative Electronic Approval/Disapproval Screen	103
LTSignUp503	CCC Representative Electronic Approval/Disapproval Screen	366
	Delete Mortality Rate Screen	137
LTSignUp523	Disaster Selection Screen	356
	Edit Mortality Rate Screen	136
	ELAP Main Menu	312
LTPLT120	LFP County Grazing Dates Maintenance Screen	403
LTSignUp510	LFP Main Menu	352, 402
LTSignUp513	LFP Reports Screen	367
	LIP Main Menu	92, 131
LI08ECPR1510	LIP Payments Main Menu	464
LI08Signup700	LIP Reports Screen	464
	LIP Select Administrative State/County Screen	93
LT08Signup000	Livestock Forage Program (LFP) Login Screen	351, 401
	Livestock Indemnity Program (LIP) Login Screen	91, 131
	Livestock Indemnity Program (LIP) Manage Master Data Screen	133
	Livestock Indemnity Program (LIP) Reports Screen	104
	Livestock Information Screen	97
	Mortality Rate Maintenance Screen	134, 135, 136
LTSignUp508	Part B – Disaster Information Screen	357
	Part B - Notice of Loss Screen	95
LTSignUp514	Part C - Livestock Information (Continued) Screen	359
LTSignUp509	Part C – Livestock Information Screen	358
	Part C - Livestock Location & Producers Screen	96
LTSignUp505	Part D – Forage Information (Continued) Screen	361
LTSignUp518	Part D – Forage Information Screen	360
LTSignUp516	Part E – Forage Information Fire Screen	362
	Part E & F - Documentation of Purchase and Loss Screen	100
LTSignUp500	Physical Location State and County Selection Screen	355
	Producer Search - Application Status	94
LTSignUp512	Producer Search – Application Status Screen	354
	Producer Summary Screen	101
LTSignUp520	Producer Summary Screen	363
LO08ECPR1530	Search ECPR Screen	464
LTSignUp522	State and County Selection Screen	353, 368
	USDA eAuthentication Login Screen	91, 131
	USDA eAuthentication Warning Screen	91, 131

Producer Notification of Spot Checks of LIP

Applicants for LIP shall be provided the following information at the time the application for payment is filed.

The Farm Service Agency (FSA) will be conducting spot checks of Livestock Indemnity Program (LIP) applications submitted by producers. All data provided on the application, and all supporting data provided by the producer is subject to spot check and verification by FSA. Inaccurate producer certification or data, or failure to provide verifiable data to support certifications, may result in denial or refund of program benefits, plus interest. In addition, provisions of criminal and civil fraud statues may be applied.

Data that may be spot checked includes, but are not limited to, the following:

1. Number/kind/type/weight range of livestock claimed on FSA-914.
2. Number of livestock in inventory before and after the eligible adverse weather events.
3. Verification of documents used as proof of death of livestock claimed on FSA-914.
4. Verification of cause of death of livestock claimed on FSA-914.
5. Ownership of livestock claimed on FSA-914.
6. Verification that livestock were maintained for commercial use as part of a farming operation.
7. Compliance with average Adjusted Gross Income provisions.
8. Verification of monetary compensation received from contractors for contract growers.

Documents and information that may be requested or provided to verify producer certifications include but are not limited to the following:

1. Copies of purchase receipts for livestock claimed.
2. Copies of sale receipts of livestock.
3. Copies of corporate charter or bylaws, partnership agreements, trust agreement, last will and testament, estate documents, court orders of appointment or other documents providing evidence of authority to act on behalf of another.
4. Documents providing evidence that livestock claimed were maintained for commercial use as part of a farming operation.
5. Copies of tax records indicating a farming operation.
6. Certifications from tax accountants.
7. Copies of veterinary records.
8. Copies of loan documents, settlement sheets, and bank records.

National Normal Mortality Rate Table

This table provides the national normal mortality rates.

Kind	Type	Weight Range	Normal Mortality
Alpaca			5 percent
Beef	Nonadult	Less than 400 pounds.	5 percent
		400 pounds or more.	5 percent
	Adult	Cow	1.5 percent
		Bull	1.5 percent
Buffalo/Beefalo	Nonadult	Less than 400 pounds.	5 percent
		400 pounds or more.	5 percent
	Adult	Cow	1.5 percent
		Bull	1.5 percent
Chickens	Layers/Roasters		2.5 percent
	Broilers/Pullets		2.5 percent
	Chicks		5 percent
Dairy	Nonadult	Less than 400 pounds.	5 percent
		400 pounds or more.	5 percent
	Adult	Cow	1.5 percent
		Bull	1.5 percent
Deer			<u>1</u> /
Ducks	Ducks		6.5 percent
	Ducklings		10 percent
Elk			2.2 percent
Emus			<u>1</u> /
Equine			2.5 percent
Geese	Goose		6.5 percent
	Gosling		10 percent
Goats	Bucks		5 percent
	Nannies		5 percent
	Slaughter Goats/Kids		10 percent
Llamas			5 percent
Reindeer			<u>1</u> /
Sheep	Rams		4 percent
	Ewes		4 percent
	Lambs		10.7 percent
Swine	Sows/Boars	Over 450 pounds.	3 percent
	Sows/Boars/Barrows/Gilts	151 to 450 pounds.	3 percent
	Lightweight Barrows/Gilts	50 to 150 pounds.	3 percent
	Feeder Pigs	Under 50 pounds.	10 percent
Turkeys	Toms/Fryers/Roasters		6.5 percent
	Poults		10 percent

1/ National rate is **not** available.

FSA-770 LIP, Livestock Indemnity Program Checklist

A Improper Payments

IPIA requires Federal agencies to evaluate programs to determine whether internal controls are sufficient to prevent improper payments. County Offices shall take all steps necessary to ensure that program and payment eligibility requirements have been met before issuing any payments.

OMB defines an improper payment as any payment that should **not** have been issued or was issued in an incorrect amount under statutory, contractual, administrative, or other legally applicable requirement.

B CCC-770 ELIG 2002

CCC-770 ELIG 2002 shall be completed according to 3-PL for each producer before a 2008 LIP payment is issued to the producer using the manual payment process.

C CCC-770 ELIG 2008

CCC-770 ELIG 2008 shall be completed according to 3-PL (Rev. 1) for each producer before a 2009 LIP payment is issued to the producer using the manual payment process.

D When to Complete FSA-770 LIP's

*--FSA-770 LIP shall be completed according to subparagraph E:

- before a LIP payment is issued to the producer using the manual payment process
- for each FSA-914 the producer files in calendar years 2008 and 2009
- for each 2010 calendar year FSA-914 filed by the producer before April 5, 2010
- for each manual FSA-914 filed by a producer on or after April 5, 2010.--*

Example: Producer A files FSA-914 for calendar years 2008 and 2009. FSA-770 LIP shall be completed for calendar years 2008 and 2009.

County Offices shall ensure that applicable FSA-770 LIP's are completed before issuing LIP payments.

Important: FSA-770 LIP was developed by the National Office and is the only authorized checklist for LIP. County Offices shall **not** use locally or State-developed checklists for administering LIP.

FSA-770 LIP does **not** negate STC, SED, State Office, DD, COC, CED, and County Office responsibility for administering all provisions applicable to LIP.

***--FSA-770 LIP, Livestock Indemnity Program Checklist (Continued)**

E Completing FSA-770's

FSA-770 LIP shall be completed according to the following.

Item	Instructions
1	Enter name of the producer.
2	Enter applicable State name.
3	Enter County Office name that is completing FSA-770 LIP.
4	Enter the calendar year for which benefits are being requested from FSA-914, item 2.
5-21	Check (✓) "YES", "NO", or "N/A", as applicable for each entry.
22	Enter any remarks that may explain special circumstances or explanation for items checked "NO".
23A and B	Any employee that initials 1 or more items from items 5 through 21 shall certify by signing as preparer and entering date of signature.
24A, B, and C	<p>Important: This item will be completed if FSA-770 LIP is selected for spot check.</p> <p>If FSA-770 LIP is selected for spot check, CED or designated representative shall certify:</p> <ul style="list-style-type: none"> • item 24A by checking "Concur" or "Do Not Concur" accordingly if FSA-770 LIP items have been verified and completed • item 24B by signing • item 24C by entering date of signature.
25A, B, and C	<p>Important: This item will be completed if FSA-770 LIP is selected for spot check.</p> <p>If FSA-770 LIP is selected for spot check, STC designee shall certify:</p> <ul style="list-style-type: none"> • item 25A by checking "Concur" or "Do Not Concur" accordingly if FSA-770 LIP items have been verified and completed • item 25B by signing • item 25C by entering date of signature.

--*

FSA-770 LIP, Livestock Indemnity Program Checklist (Continued)

F Example of FSA-770 LIP

*--The following is an example of FSA-770 LIP.

This form is available electronically.				
FSA-770 LIP (09-23-10)	U.S. DEPARTMENT OF AGRICULTURE Farm Service Agency	1. Producer Name	2. State Name	
LIVESTOCK INDEMNITY PROGRAM CHECKLIST		3. County Office Name	4. Calendar Year	
		NOTE: County Offices shall ensure that eligibility has been updated according to CCC-770 ELIG 2002 or CCC-770 ELIG 2008 as applicable, before payments are issued for applicable producer.		
Office Staff Actions	Handbook or Other Applicable Reference	YES	NO	N/A
5. Did the eligible livestock owner or contract grower file a notice of loss on FSA-914, Parts A and B, by the applicable deadline?	1-LDAP, paragraph 40 and 72			
6. Did the eligible livestock owner or contract grower sign and date FSA-914, application for payment, by the applicable deadline?	1-LDAP, paragraph 73			
7. Has signature authority been verified for all signatures on FSA-914?	1-CM, Part 25			
8. Does the producer meet the requirements of an eligible livestock owner or eligible livestock contract grower, as applicable?	1-LDAP, paragraph 41			
9. Do all the livestock on FSA-914 meet the requirements for being eligible livestock for owners or contract growers, as applicable?	1-LDAP, paragraph 41			
10. Has the LIP payment amount for the eligible contract grower been reduced for the calendar year listed in item 4, by the amount of monetary compensation received from their contractor for the loss of income in the calendar year listed in item 4, from the dead livestock?	1-LDAP, paragraph 42			
11. Did the applicant provide verifiable documentation of livestock losses claimed on FSA-914?	1-LDAP, subparagraph 73 E			
12. If Item 11, is answered "NO", did the COC or CED disapprove FSA-914?	1-LDAP, paragraph 75			
13. If the applicant could not provide verifiable documentation of livestock losses, did the applicant provide reliable documentation of losses, in conjunction with verifiable beginning and ending inventory records as documentation of livestock losses claimed on FSA-914?	1-LDAP, subparagraph 73 F			
14. If Item 13 is answered "NO", did COC disapprove FSA-914?	1-LDAP, paragraph 75			
15. If 3 rd party certification was provided on FSA-926 to document livestock losses, did COC approve or disapprove, and date FSA-926 after completing the review, and document review in COC minutes?	1-LDAP, subparagraph 73 G and paragraph 74			
16. If a 2008 calendar year loss, has proof of death documentation, copy of grower contract, and proof of normal morality documentation been completed by the applicant and on file "in the County Office no later than September 13, 2009?	1-LDAP, Paragraph 73			
17. If Item 16 was answered "NO", did COC or CED, if applicable, disapprove FSA-914?	1-LDAP, paragraph 75			
18. If a 2009 or subsequent calendar year loss, has proof of death documentation, copy of grower contract, and proof of normal morality documentation been completed by the applicant and on file in the County Office no later than 30 calendar days after the end of the calendar year for which benefits are requested?	1-LDAP, paragraph 73			
19. If Item 18 was answered "NO", did COC or CED, if applicable, disapprove FSA-914?	1-LDAP, paragraph 75			

--*

FSA-770 LIP, Livestock Indemnity Program Checklist (Continued)

F Example of FSA-770 LIP (Continued)

*--

FSA-770 LIP (09-23-10)		Page 2		
Office Staff Actions	Handbook or Other Applicable Reference	YES	NO	N/A
20. Has FSA-914 been signed, dated, and approved by COC, CED, or authorized representative?	1-LDAP, paragraph 75			
21. If 3 rd party certification was used to provide proof of death loss, did COC sign, date, and approve or disapprove FSA-914?	1-LDAP, paragraph 75			
22. Remarks				
Certification				
23A. Signature of Preparer(s)	23B. Date (MM-DD-YYYY)	23A. Signature of Preparer(s)	23B. Date (MM-DD-YYYY)	
24A. I concur/do not concur the above items have been verified and updated accordingly: <input type="checkbox"/> Concur <input type="checkbox"/> Do Not Concur				
24B. CED Signature for Spot Check			24C. Date (MM-DD-YYYY)	
25A. I concur/do not concur the above items have been verified and updated accordingly: <input type="checkbox"/> Concur <input type="checkbox"/> Do Not Concur				
25B. STC Designee Signature for Spot Check			25C. Date (MM-DD-YYYY)	
<small>The U.S. Department of Agriculture (USDA) prohibits discrimination in all of its programs and activities on the basis of race, color, national origin, age, disability, and where applicable, sex, marital status, familial status, parental status, religion, sexual orientation, political beliefs, genetic information, reprisal, or because all or part of an individual's income is derived from any public assistance program. (Not all prohibited bases apply to all programs.) Persons with disabilities who require alternative means for communication of program information (Braille, large print, audiotape, etc.) should contact USDA's TARGET Center at (202) 720-2600 (voice and TDD). To file a complaint of discrimination, write to USDA, Assistant Secretary for Civil Rights, Office of the Assistant Secretary for Civil Rights, 1400 Independence Avenue, S.W., Stop 9410, Washington, DC 20250-9410, or call toll-free at (866) 632-9992 (English) or (800) 877-8339 (TDD) or (866) 377-8642 (English Federal-relay) or (800) 845-6136 (Spanish Federal-relay). USDA is an equal opportunity provider and employer.</small>				

--*

FSA-770 LFP, Livestock Forage Disaster Program Checklist

A Improper Payments

The Improper Payments Information Act of 2002 requires Federal agencies to evaluate programs to determine whether internal controls are sufficient to prevent improper payments. County Offices shall take all steps necessary to ensure that program and payment eligibility requirements have been met before issuing any payments.

OMB defines an improper payment as any payment that should **not** have been issued or was issued in an incorrect amount under statutory, contractual, administrative, or other legally applicable requirement.

B CCC-770 ELIG 2002

CCC-770 ELIG 2002 shall be completed according to 3-PL for each producer before a 2008 LFP payment is issued to the producer using the manual payment process.

C CCC-770 ELIG 2008

CCC-770 ELIG 2008 shall be completed according to 3-PL (Rev. 1) for each producer before a 2009 LFP payment is issued to the producer using the manual payment process.

D FSA-770 LFP

*--FSA-770 LFP shall be completed according to subparagraph E:

- before an LFP payment is issued to the producer using the manual payment process
- for each FSA-925 the producer files in calendar years 2008 and 2009
- for each 2010 calendar year FSA-925 filed by the producer before May 24, 2010
- for each manual FSA-925 filed by a producer on or after May 24, 2010.--*

Example: Producer A files FSA-925 for calendar years 2008 and 2009. FSA-770 LFP shall be completed for calendar years 2008 and 2009.

County Offices shall ensure that applicable FSA-770 LFP's are completed before issuing LFP payments.

Important: FSA-770 LFP was developed by the National Office and is the only authorized checklist for LFP. County Offices shall **not** use locally or State-developed checklists for administering LFP.

FSA-770 LFP does **not** negate STC, SED, State Office, DD, COC, CED, and County Office responsibility for administering all provisions applicable to LFP.

***--FSA-770 LFP, Livestock Forage Disaster Program Checklist (Continued)**

E Instructions for Completing FSA-770 LFP

FSA-770 LFP shall be completed according to the following.

Item	Instructions
1	Enter the producer's name.
2	Enter the applicable State name.
3	Enter the County Office name that is completing FSA-770 LFP.
4	Enter the calendar year for which benefits are being requested from FSA-925, item 2.
5-29	ENTER "X" for "YES", "NO", or "N/A", as applicable for each entry.
30	Enter any remarks that may explain special circumstances or explanation for items marked "NO".
31A and B	Any employee that initials 1 or more items from items 5 through 29 shall certify by signing as preparer and entering date of signature.
32A, B, and C	<p>Important: This item will be completed if FSA-770 LFP is selected for spot check.</p> <p>If FSA-770 LFP is selected for spot check, CED or designated representative shall certify:</p> <ul style="list-style-type: none"> • item 32A by checking "Concur" or "Do Not Concur" accordingly if FSA-770 LFP items have been verified and completed • item 32B by signing • item 32C by entering date of signature.
33A, B, and C	<p>Important: This item will be completed if FSA-770 LFP is selected for spot check.</p> <p>If FSA-770 LFP is selected for spot check, STC designee shall certify:</p> <ul style="list-style-type: none"> • item 33A by checking "Concur" or "Do Not Concur" accordingly if FSA-770 LFP items have been verified and completed • item 33B by signing • item 33C by entering date of signature.

--*

FSA-770 LFP, Livestock Forage Disaster Program Checklist (Continued)

F Example of FSA-770 LFP

The following is an example of FSA-770 LFP.

*--

This form is available electronically.					
FSA-770 LFP (09-23-10)		U.S. DEPARTMENT OF AGRICULTURE Farm Service Agency		1. Producer Name	
LIVESTOCK FORAGE DISASTER PROGRAM CHECKLIST				2. State Name	
				3. County Office Name	
Note: County Offices shall ensure that eligibility has been updated according to CCC-770 ELIG 2002 or CCC-770 ELIG 2008 as applicable, before payments are issued for applicable producer.					
Office Staff Actions		Handbook or Other Reference	YES	NO	N/A
5. Did the eligible livestock owner sign and date FSA-925 by the applicable deadline?		1-LDAP paragraphs 170 and 200			
6. Has signature authority been verified for all signatures on FSA-925?		1-CM, Part 25			
7. Does the producer meet the requirements of an eligible livestock producer?		1-LDAP, paragraph 171			
8. Do all the livestock on FSA-925 meet the requirements for being eligible livestock?		1-LDAP, paragraphs 162 and 171			
9. If fire was the qualifying disaster condition causing the grazing loss, did the applicant provide the date and location of the qualifying fire in Item 8 of FSA-925?		1-LDAP, paragraph 200			
10. Did the applicant provide the physical location of livestock in inventory on the beginning date of the qualifying grazing loss condition in Item 9 of FSA-925?		1-LDAP, paragraph 200			
11. Did the applicant provide physical location of current livestock inventory in Item 10 of FSA-925?		1-LDAP, paragraph 200			
12. If the grazing loss was due to fire on Federally managed rangelands, did the applicant provide documentation from the Federal agency to show that they were prohibited from grazing on the Federally managed rangeland due to fire?		1-LDAP, paragraphs 171 and 200			
13. Did the producer obtain a policy or plan of insurance for the forage crop under FCIA or file the required paperwork and pay the administrative fee by the applicable State application closing date for NAP for the grazing land incurring losses?		1-LDAP, paragraph 171			
14. If Item 13, is answered "NO", did the COC disapprove FSA-925?		1-LDAP, paragraph 201			
15. If the producer did not obtain a policy or plan of insurance for the forage crop under FCIA or NAP coverage by the applicable State sales closing date for the grazing land incurring losses, was the grazing loss a 2008 calendar year grazing loss for which the producer paid a buy-in fee by September 16, 2008, for the grazing land for which the producer did not obtain crop insurance or NAP coverage for 2008?		1-LDAP, paragraph 171			
16. If Item 15, is answered "NO", did the COC disapprove FSA-925?		1-LDAP, paragraph 201			
17. If the grazing loss was a 2008 calendar year grazing loss for which the producer did not pay a buy-in fee by September 16, 2008, did the producer meet the requirements of a socially disadvantaged, limited resource, or beginning farmer or rancher for which the producer did not have to meet the RMPR requirements?		1-LDAP, subparagraph 171N			
18. If Item 17, is answered "NO", did the COC disapprove FSA-925?		1-LDAP, paragraph 201			
19. If the producer did not meet the requirements of a socially disadvantaged, limited resource, or beginning farmer or rancher, was the producer provided equitable relief for not meeting the RMPR requirements?		1-LDAP, subparagraph 171O			
20. If Item 19, is answered "NO", did the COC disapprove FSA-925?		1-LDAP, paragraph 201			
21. If a 2008 calendar year loss, has a report of acreage been completed and evidence that grazing land is owned or cashed leased been provided by the applicant and on file in the County Office no later than December 10, 2009?		1-LDAP, paragraph 200			

--*

FSA-770 LFP, Livestock Forage Disaster Program Checklist (Continued)

F Example of FSA-770 LFP (Continued)

*--

FSA-770 LFP (09-23-10)		Page 2		
Office Staff Actions	Handbook or Other Reference	YES	NO	N/A
22. If item 21 was answered "NO", did COC or CED disapprove FSA-925?	1-LDAP, paragraph 201			
23. If a 2008 calendar year loss, has documentation been provided by the applicant to show that RMPR requirements have been met or that a waiver has been approved and the documentation been provided and on file in the County Office no later than December 10, 2009?	1-LDAP, paragraph 200			
24. If item 23 was answered "NO", did COC or CED disapprove FSA-925?	1-LDAP, paragraph 201			
25. If a 2009 or subsequent calendar year loss, has a report of acreage been completed and evidence that grazing land is owned or cash leased been provided by the applicant and on file in the County Office no later than 30 calendar days after the end of the calendar year for which the grazing loss occurred?	1-LDAP, paragraph 200			
26. If item 25 was answered "NO", did COC or CED disapprove FSA-925?	1-LDAP, paragraph 201			
27. If a 2009 or subsequent calendar year loss, has documentation been provided by the applicant to show that RMPR requirements have been met or that a waiver has been approved and the documentation been provided and on file in the County Office no later than 30 calendar days after the end of the calendar year for which the grazing loss occurred?	1-LDAP, paragraph 200			
28. If item 27 was answered "NO", did COC or CED disapprove FSA-925?	1-LDAP, paragraph 201			
29. Has FSA-925 been signed, dated, and approved by COC, CED, or authorized representative?	1-LDAP, paragraph 201			
30. Remarks				
Certification:				
31A. Signature of Preparer(s)	31B. Date (MM-DD-YYYY)	31A. Signature of Preparer(s)	31B. Date (MM-DD-YYYY)	
32A. I concur / do not concur the above items have been verified and updated accordingly:		<input type="checkbox"/> Concur <input type="checkbox"/> Do Not Concur		
32B. CED Signature for Spot Check		32C. Date (MM-DD-YYYY)		
33A. I concur / do not concur the above items have been verified and updated accordingly:		<input type="checkbox"/> Concur <input type="checkbox"/> Do Not Concur		
33B. STC Designee Signature for Spot Check		33C. Date (MM-DD-YYYY)		
<p><i>The U.S. Department of Agriculture (USDA) prohibits discrimination in all of its programs and activities on the basis of race, color, national origin, age, disability, and where applicable, sex, marital status, familial status, parental status, religion, sexual orientation, political beliefs, genetic information, reprisal, or because all or part of an individual's income is derived from any public assistance program. (Not all prohibited bases apply to all programs.) Persons with disabilities who require alternative means for communication of program information (Braille, large print, audiotape, etc.) should contact USDA's TARGET Center at (202) 720-2600 (voice and TDD). To file a complaint of discrimination, write to USDA, Assistant Secretary for Civil Rights, Office of the Assistant Secretary for Civil Rights, 1400 Independence Avenue, S.W., Stop 9410, Washington, DC 20250-9410, or call toll-free at (866) 632-9992 (English) or (800) 877-8339 (TDD) or (866) 377-8642 (English Federal-relay) or (800) 845-6136 (Spanish Federal-relay). USDA is an equal opportunity provider and employer.</i></p>				

--*

Standard AU Conversion Chart

The following provides the Standard AU Conversion Chart for converting AU's for specific animal types to an AU equivalent.

Animal Type	Unit
Dairy Cow or Bull	2.00
Beef, Buffalo, or Beefalo Adult Cow or Bull	1.00
Equine	1.00
Dairy Cattle, Beef Cattle, Buffalo, or Beefalo 500 lbs. or more	.50
Deer	.25
Sheep or Goats	.25
Lambs or Kids	.14
Reindeer or Elk	.22
Alpaca	.82
Llama	.36
Emu	.51
--Swine	.41--

***--FSA-770 ELAP, Emergency Assistance for Livestock, Honeybees, and Farm-Raised Fish
Program Checklist**

A Improper Payments

IPIA requires Federal agencies to evaluate programs to determine whether internal controls are sufficient to prevent improper payments. County Offices shall take all steps necessary to ensure that program and payment eligibility requirements have been met before issuing any payments.

OMB defines an improper payment as any payment that should **not** have been issued or was issued in an incorrect amount under statutory, contractual, administrative, or other legally applicable requirement.

B CCC-770 ELIG 2002

CCC-770 ELIG 2002 shall be completed according to 3-PL for each producer before a 2008 ELAP payment is issued to the producer using the manual payment process.

C CCC-770 ELIG 2008

CCC-770 ELIG 2008 shall be completed according to 3-PL (Rev. 1) for each producer before a 2009 ELAP payment is issued to the producer using the manual payment process.

D FSA-770 ELAP Applicability

FSA-770 ELAP:

- is **not** required
- may be used as a management tool to help address deficiencies indentified by a review
- may be used to determine whether ELAP policies or procedures are being followed **before** issuing ELAP payments.--*

***--FSA-770 ELAP, Emergency Assistance for Livestock, Honeybees, and Farm-Raised Fish Program Checklist (Continued)**

E Completing FSA-770 ELAP's

FSA-770 ELAP shall be completed according to the following table.

Item	Instructions
1	Enter the name of the producer.
2	Enter the applicable State name.
3	Enter the County Office name that is completing FSA-770 ELAP.
4	Enter the calendar year for which benefits are being requested from FSA-930 or FSA-918, as applicable.
5-33	Check (√) "YES", "NO", or "N/A" as applicable for each entry.
34	Enter any remarks that may explain special circumstances or explanation for items checked "NO".
35A and 35B	Any employee who initials 1 or more items from items 5 through 33 shall certify by signing as preparer and entering date of signature.
36A, 36B, and 36C	<p>Important: This item will be completed if FSA-770 ELAP is selected for spot check.</p> <p>If FSA-770 ELAP is selected for spot check, CED or designated representative shall certify:</p> <ul style="list-style-type: none"> • item 36A by checking "Concur" or "Do Not Concur" accordingly if FSA-770 ELAP items have been verified and completed • item 36B by signing • item 36C by entering date of signature.
37A, 37B, and 37C	<p>Important: This item will be completed if FSA-770 ELAP is selected for spot check.</p> <p>If FSA-770 ELAP is selected for spot check, STC designee shall certify:</p> <ul style="list-style-type: none"> • item 37A by checking "Concur" or "Do Not Concur" accordingly if FSA-770 ELAP items have been verified and completed • item 37B by signing • item 37C by entering date of signature.

--*

***--FSA-770 ELAP, Emergency Assistance for Livestock, Honeybees, and Farm-Raised Fish Program Checklist (Continued)**

F Example of FSA-770 ELAP

The following is an example of FSA-770 ELAP.

This form is available electronically.					
FSA-770 ELAP U.S. DEPARTMENT OF AGRICULTURE (07-26-11) Farm Service Agency		1. Producer Name	2. State Name		
EMERGENCY ASSISTANCE FOR LIVESTOCK, HONEYBEES, AND FARM-RAISED FISH PROGRAM CHECKLIST		3. County Office Name	4. Calendar Year		
		Note: County Offices shall ensure that eligibility has been updated according to CCC-770 ELIG 2002 or CCC-770 ELIG 2008 as applicable, before payments are issued for applicable producer.			
Office Staff Actions		Handbook or Other Reference	YES	NO	N/A
5. Did the eligible producer file a notice of loss on FSA-930 or FSA-918, as applicable, Parts A and B, by the applicable deadline?		1-LDAP, paragraphs 241 and 294			
6. Did the eligible producer sign and date the application for payment, FSA-918 or FSA-930, as applicable, by the applicable deadline?		1-LDAP, paragraphs 241 and 294			
7. Has proper signature authority been verified for all signatures on the FSA-918 or FSA-930, as applicable?		1-CM, Part 25			
8. Did the producer obtain a policy or plan of insurance for all crops on the farm excluding grazing, under FCIA or file the required paperwork and pay the administrative fee by the applicable State application closing date for NAP?		1-LDAP, subparagraph 242J			
9. If Item 8 is answered "NO", did the COC disapprove the FSA-918 or FSA-930, as applicable?		1-LDAP, subparagraph 297B			
10. If the producer did not obtain a policy or plan of insurance for all cropland on the farm under FCIA or NAP coverage by the applicable State sales closing date, did the producer meet the farm-raised fish or honeybee exceptions for which the producer did not have to meet the risk management purchase requirement (RMPR)?		1-LDAP: - subparagraph 242M for farm-raised fish producers - subparagraph 242N for honeybee producers			
11. If Item 10 is answered "NO", did the COC disapprove the FSA-930?		1-LDAP, subparagraph 297B			
12. If Item 11 is answered "NO", did the producer meet the requirements of a socially disadvantaged, limited resource, or beginning farmer or rancher for which the producer did not have to meet the RMPR requirements?		1-LDAP, subparagraph 242O			
13. If Item 12 is answered "NO", did the COC disapprove the FSA-918 or FSA-930, as applicable?		1-LDAP, subparagraph 297B			
14. If Item 13 is answered "NO", was the producer provided equitable relief for not meeting the RMPR requirements?		1-LDAP, subparagraph 242Q			
15. If Item 14 is answered "NO", did the COC disapprove the FSA-918 or FSA-930?		1-LDAP, subparagraph 297B			
16. Has a report of acreage been completed by the applicant and filed in the County Office no later than 30 calendar days after the end of the calendar year for which the loss occurred?		1-LDAP, subparagraph 296E			
17. If Item 16 is answered "NO", did the COC disapprove the FSA-918 or FSA-930, as applicable?		1-LDAP, subparagraph 297B			
18. Does the producer meet the requirements of an eligible livestock, honeybee, or farm-raised fish producer, as applicable?		1-LDAP, subparagraph 242I and: - subparagraph 261A for honeybee producers - subparagraph 271A for farm-raised fish producers			
<p><i>The U.S. Department of Agriculture (USDA) prohibits discrimination in all of its programs and activities on the basis of race, color, national origin, age, disability, and where applicable, sex, marital status, familial status, parental status, religion, sexual orientation, political beliefs, genetic information, reprisal, or because all or part of an individual's income is derived from any public assistance program. (Not all prohibited bases apply to all programs.) Persons with disabilities who require alternative means for communication of program information (Braille, large print, audiotape, etc.) should contact USDA's TARGET Center at (202) 720-2600 (voice and TDD).</i></p> <p><i>To file a complaint of discrimination, write to USDA, Assistant Secretary for Civil Rights, Office of the Assistant Secretary for Civil Rights, 1400 Independence Avenue, S.W., Stop 9410, Washington, DC 20250-9410, or call toll-free at (866) 632-9992 (English) or (800) 877-8339 (TDD) or (866) 377-8642 (English Federal-relay) or (800) 845-6136 (Spanish Federal-relay). USDA is an equal opportunity provider and employer.</i></p>					

***--FSA-770 ELAP, Emergency Assistance for Livestock, Honeybees, and Farm-Raised Fish Program Checklist (Continued)**

F Example of FSA-770 ELAP (Continued)

FSA-770 ELAP (07-26-11)		Page 2 of 3		
Office Staff Actions	Handbook or Other Reference	YES	NO	N/A
19. Do all the livestock, honeybee colonies, honeybee hives, or farm-raised fish, as applicable, meet the eligibility requirements?	1-LDAP: - subparagraphs 251A-D for livestock - subparagraph 261B for honeybees - subparagraph 271C for farm-raised fish			
20. Does the livestock, honeybee, or farm-raised fish losses meet the eligibility requirements?	1-LDAP: - subparagraph 242C for livestock losses - subparagraph 242D and 261C for honeybee losses - subparagraphs 242D and 271D and E for farm-raised fish losses			
21. Did the producer suffer livestock, honeybees, and/or farm-raised fish losses because of an eligible adverse weather event or loss condition that occurred in the calendar year for which assistance is being requested?	1-LDAP: - subparagraph 242E for livestock feed and grazing losses - subparagraph 242F for livestock death losses - subparagraph 242G for honeybee losses - subparagraph 242H for farm-raised fish losses			
22. If the producer is applying for livestock losses, did the County Office complete the FSA-918-1, Livestock Payment Calculation Worksheet?	1-LDAP, paragraph 300			
23. If the producer is applying for livestock grazing losses, did the participant suffer a grazing loss on eligible grazing lands physically located in the county where the eligible adverse weather event or loss condition occurred because of an eligible adverse weather event or loss condition?	1-LDAP, paragraph 251F and 251G			
24. If the producer is applying for lost livestock feed, did the participant provide the required supporting documentation of purchased or produced feed that was damaged or destroyed due to an eligible adverse weather event or loss condition?	1-LDAP: - subparagraph 253A for purchased forage or feed stuffs - subparagraph 253B for forage or feed stuffs produced by participant			
25. If the producer is applying for additional livestock feed purchases above normal quantities required to maintain the livestock until additional feed becomes available, did the participant provide the required documentation of additional feed purchases?	1-LDAP, subparagraph 253C			
26. If the producer is applying for additional livestock feed purchases above normal quantities required to maintain the livestock until additional feed becomes available, did the County Office determine and enter on the FSA-918-1, Item 69, the value of eligible purchases of additional livestock feed?	1-LDAP, subparagraphs 253F and 300A			
27. If the producer is applying for livestock death losses, did the participant provide verifiable documentation of the livestock death, including livestock that the participant claims died because of normal mortality?	1-LDAP, subparagraph 251J			
28. If the producer is applying for livestock death losses, has the ELAP payment amount for the eligible livestock producer been reduced by any amount the producer previously received for the same livestock death loss from all State, Federal, and privately established programs.	1-LDAP, subparagraph 252J			

--*

***--FSA-770 ELAP, Emergency Assistance for Livestock, Honeybees, and Farm-Raised Fish Program Checklist (Continued)**

F Example of FSA-770 ELAP (Continued)

FSA-770 ELAP (07-26-11)		Page 3 of 3		
Office Staff Actions	Handbook or Other Reference	YES	NO	N/A
29. If the producer is applying for honeybee colony or hive losses, did the participant provide proof of beginning and ending inventory of honeybee colonies or hives, as applicable, and proof of good management practices?	1-LDAP, subparagraph 261E			
30. If the producer is applying for honeybee colony losses due to colony collapse disorder (CCD), did the participant provide acceptable documentation of proof of CCD?	1-LDAP, subparagraph 261F			
31. If the producer is applying for honeybee feed losses did the participant provide verifiable documentation of purchased/ harvested feed lost, as applicable?	1-LDAP, subparagraph 261D			
32. If the producer is applying for farm-raised fish death losses, did the participant provide proof of beginning and ending inventory of farm-raised fish?	1-LDAP, subparagraph 271H			
33. Has FSA-918 or FSA-930, as applicable, been signed, dated, and approved by COC, CED, or authorized representative?	1-LDAP, subparagraph 297A			
34. Remarks:				
Certification:				
35A. Signature of Preparer(s)	35B. Date (MM-DD-YYYY)	35A. Signature of Preparer(s)	35B. Date (MM-DD-YYYY)	
36A. I concur/do not concur the above items have been verified and updated accordingly: <input type="checkbox"/> Concur <input type="checkbox"/> Do Not Concur				
36B. CED Signature for Spot Check			36C. Date (MM-DD-YYYY)	
37A. I concur/do not concur the above items have been verified and updated accordingly: <input type="checkbox"/> Concur <input type="checkbox"/> Do Not Concur				
37B. STC Designee Signature for Spot Check			37C. Date (MM-DD-YYYY)	

--*

